
Preference-Driven Multi-Objective Combinatorial Optimization with Conditional Computation

Mingfeng Fan

National University of Singapore
ming.fan@nus.edu.sg

Jianan Zhou*

Nanyang Technological University
jianan004@e.ntu.edu.sg

Yifeng Zhang

National University of Singapore
yifeng@u.nus.edu

Yaoxin Wu

Eindhoven University of Technology
y.wu2@tue.nl

Jinbiao Chen

Sun Yat-sen University
chenjb69@mail2.sysu.edu.cn

Guillaume Adrien Sartoretti

National University of Singapore
guillaume.sartoretti@nus.edu.sg

Abstract

Recent deep reinforcement learning methods have achieved remarkable success in solving multi-objective combinatorial optimization problems (MOCOPs) by decomposing them into multiple subproblems, each associated with a specific weight vector. However, these methods typically treat all subproblems equally and solve them using a single model, hindering the effective exploration of the solution space and thus leading to suboptimal performance. To overcome the limitation, we propose POCCO, a novel plug-and-play framework that enables adaptive selection of model structures for subproblems, which are subsequently optimized based on preference signals rather than explicit reward values. Specifically, we design a conditional computation block that routes subproblems to specialized neural architectures. Moreover, we propose a preference-driven optimization algorithm that learns pairwise preferences between winning and losing solutions. We evaluate the efficacy and versatility of POCCO by applying it to two state-of-the-art neural methods for MOCOPs. Experimental results across four classic MOCOP benchmarks demonstrate its significant superiority and strong generalization.

1 Introduction

Multi-objective combinatorial optimization problems (MOCOPs) involve optimizing multiple conflicting objectives within a discrete decision space. They have attracted considerable attention from the computer science and operations research communities due to their widespread applications in manufacturing [1], logistics [25], and scheduling [17]. In such scenarios, decision makers must simultaneously consider and balance multiple criteria, such as cost, makespan, and environmental impact. Unlike single-objective combinatorial optimization problems (SOCOPs), which seek a single optimal solution, MOCOPs aim to identify Pareto optimal solutions that reflect trade-offs among conflicting objectives, making them inherently more challenging. Given their NP-hard nature, exact methods typically struggle to solve MOCOPs within reasonable time frames, as computational complexity may increase exponentially with problem scale [13, 16]. Consequently, heuristic approaches have emerged as the main avenue for tackling MOCOPs. However, these heuristics often involve extensive iterative

*Corresponding author.

local searches for each new instance, resulting in high computational costs. Furthermore, conventional heuristics often rely on extensive domain-specific expertise and meticulous, problem-specific tuning, thus limiting their adaptability to broader classes of MOCOPs.

Recently, neural methods have achieved great success in solving SOCOPs [3, 8, 22, 27, 33, 44, 61, 70, 71] by learning effective patterns of decision policies in a data-driven way. Motivated by these advances, researchers have extended neural approaches to MOCOPs, leveraging their advantages in bypassing labor-intensive heuristic design, accelerating problem solving through GPU parallelization, and flexibly adapting to diverse MOCOP variants. Typically, neural methods address MOCOPs by decomposing them into a set of scalarized subproblems, each a SOCOP defined by a specific weight vector, and solving them using deep reinforcement learning (DRL) to approximate the Pareto front. Early approaches train or fine-tune a separate model for each subproblem using transfer learning or meta-learning techniques [34, 68]. However, these approaches require extensive computational resources and struggle to generalize to subproblems with unseen weight vectors. As an alternative, PMOCO [39] employs a weight-conditioned hypernetwork to modulate model parameters, allowing a single model to address all subproblems. Nevertheless, it remains limited in effectively handling subproblems with diverse weight vectors. More recently, methods such as CNH [14] and WE-CA [6] have tackled this challenge by encoding weight vectors directly into the problem representations, resulting in a unified model that generalizes across various problem sizes. These methods are currently considered state-of-the-art (SOTA) in solving MOCOPs.

Current SOTA methods typically rely on a single neural network with limited capacity to handle all subproblems, which overcomplicates the learning task and results in suboptimal performance. A straightforward solution to ease training and promote effective representation learning across subproblems is to increase the model capacity. However, determining *how much* additional capacity to allocate and *where* to introduce it within the architecture remains an open challenge. On the other hand, neural methods often adopt REINFORCE [57] as the training algorithm, relying solely on scalarized objective values as reward signals to guide policy updates. Given its on-policy nature, REINFORCE suffers from high gradient variance and lacks structured mechanisms for effective exploration [32]. These issues are exacerbated in MOCOP settings, where the vast combinatorial action space makes efficient exploration particularly difficult, ultimately hindering policy performance.

To address these issues, we propose POCCO (Preference-driven multi-objective combinatorial Optimization with Conditional Computation), a plug-and-play framework that augments neural MOCOP methods with two complementary mechanisms. First, POCCO introduces a *conditional computation block* into the decoder, where a sparse gating network dynamically routes each subproblem through either a selected subset of feed-forward (FF) experts or a parameter-free identity (ID) expert. This design enables subproblems to adaptively select computation routes (i.e., model structures) based on their context, efficiently scaling model capacity and facilitating more effective representation learning. Second, POCCO replaces raw scalarized rewards with *pairwise preference learning*. For each subproblem, the policy samples two trajectories, identifies the better one as the winner, and maximizes a Bradley–Terry (BT) likelihood based on the difference in their average log-likelihoods. Such comparative feedback guides the search toward policies that generate increasingly preferred solutions, enabling exploration of the most promising regions of the search space and more efficient convergence to higher-quality solutions. Our contributions are summarized as follows:

- Conceptually, we address two fundamental limitations of existing approaches for solving MOCOPs: limited exploration within the vast solution space and the reliance on a single, capacity-limited model, which can lead to inefficient learning and suboptimal performance.
- Technically, we propose a conditional computation block that dynamically routes subproblems to tailored neural architectures. Additionally, we develop a preference-driven algorithm leveraging implicit rewards derived from pairwise preference signals between winning and losing solutions, modeled using the BT framework.
- Experimentally, we demonstrate the effectiveness and versatility of POCCO on classical MOCOP benchmarks using two SOTA neural methods. Extensive results show that POCCO not only outperforms all baseline methods but also exhibits superior generalization across diverse problem sizes.

2 Preliminary

2.1 MOCOP

An MOCOP instance specified by data \mathcal{G} can be formally defined as $\min_{\pi \in \mathcal{X}} F(\pi) = (f_1(\pi), f_2(\pi), \dots, f_\kappa(\pi))$, where F is the objective vector with κ objective functions, π is a feasible solution, and \mathcal{X} denotes the feasible solution space. Due to inherent conflicts among objectives, a single solution that simultaneously optimizes all objectives typically does not exist. Instead, Pareto optimal solutions are sought to represent different trade-offs, often guided by weight vectors, among competing objectives. We define the Pareto properties of the solutions as follows.

Definition 1 (Pareto Dominance). A solution $\pi \in \mathcal{X}$ is said to dominate another solution $\pi' \in \mathcal{X}$ (i.e., $\pi \prec \pi'$) if and only if $f_i(\pi) \leq f_i(\pi')$, $\forall i \in \{1, \dots, \kappa\}$, and $F(\pi) \neq F(\pi')$.

Definition 2 (Pareto Optimality). A solution $\pi^* \in \mathcal{X}$ is Pareto optimal if it is not dominated by any other solution. Accordingly, the Pareto set \mathcal{P} is defined as all Pareto optimal solutions, i.e., $\mathcal{P} = \{\pi^* \in \mathcal{X} \mid \nexists \pi \in \mathcal{X} : \pi \prec \pi^*\}$. The Pareto front \mathcal{F} is defined as images of Pareto optimal solutions in the objective space, i.e., $\mathcal{F} = \{F(\pi^*) \mid \pi^* \in \mathcal{P}\}$.

Decomposition-based Methods. Since solving a SOCOP optimally is NP-hard, MOCOPs are significantly more intractable due to the need to identify Pareto optimal solutions, the quantity of which grows exponentially with the problem size. Therefore, MOEAs are commonly adopted to compute approximate Pareto solutions. Among them, decomposition-based MOEAs (MOEA/Ds) solve a set of subproblems (i.e., SOCOPs) derived from the original MOCOP, a foundation underlying recent DRL-based neural methods. Specifically, the vanilla MOEA/D utilizes decomposition techniques to scalarize an MOCOP into N subproblems with a set of uniformly distributed weight vectors $\{\lambda_1, \lambda_2, \dots, \lambda_N\}$, each of which satisfies $\lambda_i = (\lambda_i^1, \dots, \lambda_i^\kappa)^\top$, $\forall \lambda_i^j \geq 0$ and $\sum_{j=1}^\kappa \lambda_i^j = 1$.

2.2 Subproblem Solving

Given a subproblem (\mathcal{G}, λ_i) , we formulate the solving process as a Markov Decision Process (MDP). An *agent* iteratively takes the current *state* as input (e.g., the instance information and the partially constructed solution), and outputs a probability distribution over the nodes to be selected next. An *action* corresponds to selecting a node, either greedily or by sampling from the predicted probabilities. The *transition* involves appending the selected node to the partial solution. We parameterize the *policy* p by a deep neural network θ , such that the probability of constructing a complete solution π is defined as $p_\theta(\pi \mid \mathcal{G}, \lambda_i) = \prod_{t=1}^T p_\theta(\pi_t \mid \pi_{<t}, \mathcal{G}, \lambda_i)$, where T is the total number of steps, and π_t and $\pi_{<t}$ represent the selected node and partial solution at the t -th step, respectively. The *reward* is defined as the negation of the scalarized objective, e.g., $\mathcal{R}(\pi) = -\sum_{j=1}^\kappa \lambda_i^j f_j(\pi)$ with weighted sum decomposition. The policy network is typically optimized using the REINFORCE [57], which maximizes the expected reward $\mathcal{L}(\theta \mid \mathcal{G}, \lambda_i) = \mathbb{E}_{p_\theta(\pi \mid \mathcal{G}, \lambda_i)} \mathcal{R}(\pi)$ via the following gradient estimator:

$$\nabla_\theta \mathcal{L}(\theta \mid \mathcal{G}, \lambda_i) = \mathbb{E}_{p_\theta(\pi \mid \mathcal{G}, \lambda_i)} [(\mathcal{R}(\pi) - b(\mathcal{G})) \nabla_\theta \log p_\theta(\pi \mid \mathcal{G}, \lambda_i)], \quad (1)$$

where the baseline function $b(\cdot)$ reduces the gradient variance and stabilizes the training. There are two primary paradigms to extend the above approach to solve MOCOPs. In the *one-to-one* paradigm, methods sequentially train separate models to solve subproblems with a predefined set of weight vectors. However, they often suffer from low training efficiency and generalize poorly to subproblems with unseen weight vectors. In contrast, the *one-to-many* paradigm trains a single model to solve subproblems for arbitrary weight vectors. This is typically achieved by incorporating a subnetwork that transforms each weight vector into model parameters, thus inducing tailored policies for each subproblem. Our POCCO follows the one-to-many paradigm and introduces two key innovations. Specifically, we design a conditional computation block to dynamically route subproblems to different neural architectures, and propose a preference-driven algorithm to train the model effectively.

3 Methodology

3.1 Overview

POCCO is a learning-based framework that trains a portfolio of policies to solve a set of scalarized subproblems $\{(\mathcal{G}, \lambda_i)\}_{i=1}^N$, obtained by decomposing an MOCOP instance. Instead of forcing a single

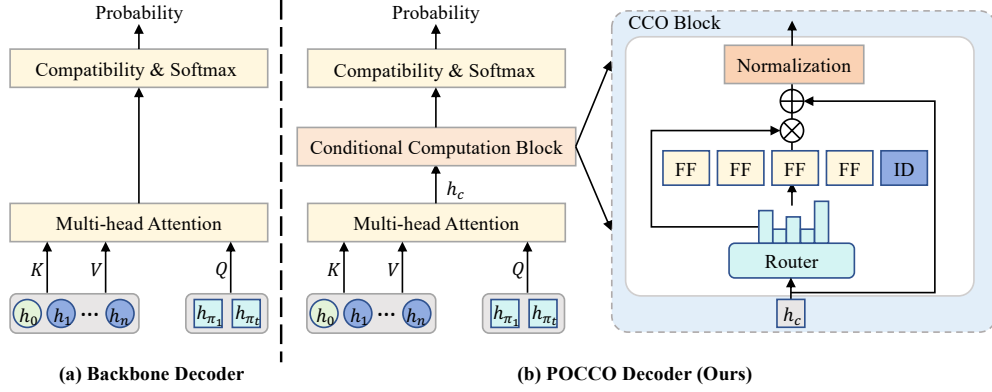


Figure 1: Decoder structures of backbone and POCCO. Given an MOCOP instance \mathcal{G} with $n + 1$ nodes (e.g., n customers and a depot, if applicable) and a weight vector λ_i , POCCO encodes their raw features into joint node embeddings $\{h_i\}_{i=0}^n$ using an encoder. At each decoding step t , the decoder forms a query Q from the embeddings of the first and last selected nodes (π_1, π_t) , and computes the key K and value V via linear projections of $\{h_i\}_{i=0}^n$. The MHA layer processes Q , K , and V to produce a context vector h_c , which is refined by the CCO block. The refined context is passed through a compatibility layer followed by a Softmax to compute the node selection probabilities. More details about the forward pass can be found in Appendix C.

policy to handle all subproblems which often yields bland and suboptimal behavior, POCCO promotes specialization: each policy is encouraged to focus on a subset of subproblems, yielding a diverse policy ensemble. Such diversity is known to enhance multi-task optimization [54] by expanding the exploration space and ultimately improving solution quality. Technically, we achieve this diversity by activating different subsets of model parameters through a CCO block, enabling distinct computational paths to emerge for different subproblems. Moreover, POCCO should encourage each policy to thoroughly explore the combinatorial solution space during training for reducing suboptimality. To achieve this, we replace raw rewards with preference signals. For each subproblem (\mathcal{G}, λ_i) , we construct a set of winning–losing solution pairs $\{(\pi^{w,j}, \pi^{l,j})\}_{j=1}^K$. Training then proceeds by maximizing the likelihood of the winning solutions while minimizing that of the losing ones, following a BT-style objective. This preference-driven training encourages the learned policy to explore the most promising regions of the search space, leading to more efficient convergence toward higher-quality solutions. Notably, POCCO is a generic, plug-and-play framework that can seamlessly involve different neural solvers for MOCOPs. We demonstrate this by augmenting two SOTA methods, CNH [14] and WE-CA [6], in Section 4.

3.2 Conditional Computational Block

Most approaches employ a Transformer-based architecture, where the encoder generates joint node embeddings $\{h_i\}_{i=0}^n$ that capture the interaction between the instance \mathcal{G} and the weight vector λ_i , and the decoder produces candidate solutions conditioned on these embeddings. We propose a CCO block to increase the model capacity and promote policy diversity across subproblems. To maintain efficiency, we integrate the CCO block solely into the decoder of the backbone model. This design enables the generation of multiple diverse solutions through a single, computationally expensive encoder pass, offering a favorable trade-off between empirical performance and computational cost.

As illustrated in Fig. 1, the CCO block comprises multiple FF experts and a single ID expert. We insert this block between the multi-head attention (MHA) layer and the compatibility layer in the decoder. Given a batch of MHA outputs $\{h_c^b\}_{b=1}^B$, the CCO block dynamically routes each context vector h_c^b from the corresponding subproblem through either the FF or ID experts, forming distinct computation paths that function as different policies. The ID expert allows the model to bypass the FF computation, promoting architectural sparsity and specialization [19]. Consequently, the CCO block facilitates the learning of dedicated, weight-specific policies tailored to individual subproblems.

Formally, a CCO block consists of: 1) m FF experts $\{E_1, E_2, \dots, E_m\}$ with independent trainable parameters; 2) a parameter-free identity expert E_{m+1} ; 3) a router, implemented as a gating network G parameterized by W_G , which determines how the inputs $\{h_c^b\}_{b=1}^B$ are routed to the experts; and 4)

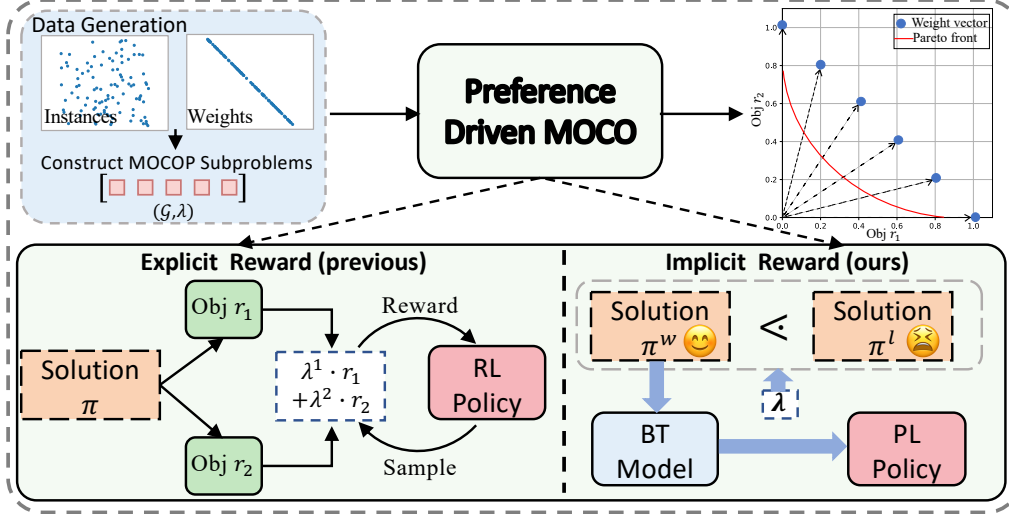


Figure 2: An overview of preference-driven MOCO. Unlike prior DRL methods that explicitly learn from scalarized rewards, our approach converts relative preferences into a BT likelihood, providing an implicit reward signal to optimize the PL policy.

a skip connection followed by an instance normalization (IN) layer. Given a single context vector h_c^b , let $G(h_c^b) \in \mathbb{R}^{m+1}$ denote the output of the gating network, which represents the expert selection probabilities, and let $E_j(h_c^b)$ denote the output of the j -th expert. The output of the CCO block is:

$$\text{CCO}(h_c^b) = \text{IN} \left(\sum_{j=1}^{m+1} G(h_c^b)_j E_j(h_c^b) + h_c^b \right). \quad (2)$$

The sparse vector $G(h_c^b)$ activates only a small subset of experts, either parameterized FF experts or the parameter-free ID expert, thereby enabling diverse computation paths while reducing computational overhead. A typical implementation uses a Top k operator that retains the k largest logits and masks the rest with $-\infty$. In this case, the gating network output is: $G(h_c^b) = \text{Softmax}(\text{Top } k(h_c^b \cdot W_G))$.

Our proposed CCO block aligns with the principles of recent advances in efficiently scaling Transformer-based models along both width [49] and depth [46]. In specific, it combines of a mixture-of-experts (MoE) layer, implemented using multiple FF experts to widen the network, with a mixture-of-depths (MoD) layer, realized through an ID expert that allows inputs to skip computation. Within the CCO block, each subproblem is adaptively routed to only a small subset of experts, granting the model the expressiveness of a significantly wider network while preserving computational efficiency. As demonstrated in Section 4, this joint design achieves a better capacity–efficiency trade-off than scaling either dimension in isolation.

3.3 Preference-driven MOCO

To mitigate the exploration inefficiencies inherent in REINFORCE algorithms, we optimize *relative preferences* [42] instead of absolute objective values. We summarize our preference-driven MOCO in Appendix D and outline the complete pipeline in Fig. 2, which proceeds in three steps as follows.

Generating preference pairs. For each scalarized subproblem (G, λ_i) in the training batch, the policy p_θ samples two candidate solutions, π^w and π^l . We denote $\pi^w \leq \pi^l$ if π^w is preferred over π^l , as determined by the ordering of their scalarized objective values. This evaluator ranks the two solutions and designates the better one as the winning solution π^w and the other as the losing solution π^l . A binary preference label y is then assigned, where $y = 1$ if $\pi^w \leq \pi^l$, and $y = 0$ otherwise. This label serves as the supervision signal required for the preference-driven MOCO.

Defining an implicit reward. Distinct from DRL training paradigms that rely on raw objective values, POCCO treats the average log-likelihood of a solution as an implicit reward f_θ , directly relating preferences between solutions to their policy probabilities. This reward is inherently normalized by

sequence length $|\pi|$, thereby mitigating length bias between winning and losing solution pairs.

$$f_\theta(\pi|\mathcal{G}, \lambda_i) = \frac{1}{|\pi|} \log p_\theta(\pi|\mathcal{G}, \lambda_i) = \frac{1}{|\pi|} \sum_{t=1}^{|\pi|} \log p_\theta(\pi_t|\pi_{<t}, \mathcal{G}, \lambda_i). \quad (3)$$

Learning from pairwise comparisons. We formulate preference learning (PL) as a probabilistic binary classification problem through the BT model. Specifically, the BT model is a pairwise preference framework that uses a function $g_\theta(\cdot)$ to map reward differences into preference probabilities. It assigns each solution a strength proportional to its implicit reward (defined in Eq. (3)) and predicts the probability g_θ that the winning solution outranks the losing one:

$$g_\theta(\pi^w \prec \pi^\ell | \mathcal{G}, \lambda_i) = \sigma(\beta [f_\theta(\pi^w | \mathcal{G}, \lambda_i) - f_\theta(\pi^\ell | \mathcal{G}, \lambda_i)]), \quad (4)$$

where $\sigma(\cdot)$ is the sigmoid function, and $\beta > 0$ is a fixed temperature that controls the sharpness with which the model distinguishes between unequal rewards. We maximize the likelihood of the collected preferences, yielding the following loss function:

$$\mathcal{L}(\theta|p_\theta, \mathcal{G}, \lambda_i, \pi^w, \pi^\ell) = -y \log \sigma\left(\beta \left[\frac{\log p_\theta(\pi^w|\mathcal{G}, \lambda_i)}{|\pi^w|} - \frac{\log p_\theta(\pi^\ell|\mathcal{G}, \lambda_i)}{|\pi^\ell|}\right]\right). \quad (5)$$

In practice, we collect multiple (π^w, π^ℓ) pairs per update, sum their losses, and backpropagate through p_θ . By maximizing the log-likelihood of $g_\theta(\pi^w \prec \pi^\ell | \mathcal{G}, \lambda_i)$, the model is encouraged to assign higher probabilities to preferred solutions π^w over less preferred ones π^ℓ .

4 Experiments

4.1 Experimental settings

Training. We conduct extensive experiments to evaluate the effectiveness of the proposed POCCO across various MOCOPs, including multi-objective traveling salesman problem (MOTSP) [40] multi-objective capacitated vehicle routing problem (MOCVRP) [65], and multi-objective knapsack problem (MOKP) [23]. In MOTSP, the goal is to find a tour that visits all nodes exactly once, while minimizing multiple total path lengths, each computed based on a distinct set of coordinates associated with a specific objective. Regarding MOCVRP, a fleet of vehicles with limited capacity must serve all customer nodes and return to the depot, with the objectives of minimizing the total travel distance and the length of the longest individual route. As for MOKP, the problem involves selecting a subset of items, each with a weight and multiple objective-specific values. The objective is to maximize all objective values simultaneously, while ensuring the total weight stays within the knapsack capacity. In this work, we consider three commonly used problem sizes: $n = 20/50/100$ for MOTSP and MOCVRP, and $n = 50/100/200$ for MOKP.

Hyperparameters. We implement POCCO on top of two SOTA neural MOCO methods, CNH [14] and WE-CA [6], resulting in POCCO-C and POCCO-W, respectively. Most hyperparameters are aligned with those used in the original CNH and WE-CA implementations. Both models are trained for 200 epochs, with each epoch processing 100,000 randomly sampled instances and a batch size of $B = 64$. We use the Adam optimizer [28] with a learning rate of 3×10^{-4} and a weight decay of 10^{-6} . The N weight vectors used for decomposition are generated following [10], with $N = 101$ for $\kappa = 2$ and $N = 105$ for $\kappa = 3$.

Baselines. We compare POCCO with a broad range of baseline methods across three categories, all employing weighted-sum (WS) scalarization to ensure fair comparison: (1) Single-model neural MOCO approaches: This includes **PMOCO** [39], and recent SOTA methods **CNH** [14], and **WE-CA** [6]. Both CNH and WE-CA are unified model trained across problem size $n \in \{20, 21, \dots, 100\}$ (except $n \in \{50, 51, \dots, 200\}$ for Bi-KP) (2) Multi-model neural MOCO approaches: This category covers methods like **DRL-MOA** [34], **MDRL** [68], and **EMNH** [7]. Specifically, DRL-MOA trains a separate POMO model for each of the N subproblems, with the first model trained for 200 epochs and the rest fine-tuned for 5 epochs each using parameter transfer. MDRL and EMNH both initialize from a shared pretrained meta-model and fine-tune N subproblem-specific models using the same network structure and training settings as in [7]. (3) Non-learnable approaches, including classical

Table 1: Performance on BiTSP and MOCVRP Instances

| Method | Bi-TSP20 | | | Bi-TSP50 | | | Bi-TSP100 | | |
|--------------------|---------------|--------|------|---------------|-------|------|---------------|--------|------|
| | HV | Gap | Time | HV | Gap | Time | HV | Gap | Time |
| WS-LKH | 0.6270 | 0.00% | 10m | 0.6415 | 0.05% | 1.8h | 0.7090 | -0.17% | 6h |
| MOEA/D | 0.6241 | 0.46% | 1.7h | 0.6316 | 1.59% | 1.8h | 0.6899 | 2.53% | 2.2h |
| NSGA-II | 0.6258 | 0.19% | 6.0h | 0.6120 | 4.64% | 6.1h | 0.6692 | 5.45% | 6.9h |
| MOGLS | 0.6279 | -0.14% | 1.6h | 0.6330 | 1.37% | 3.7h | 0.6854 | 3.16% | 11h |
| PPLS/D-C | 0.6256 | 0.22% | 26m | 0.6282 | 2.12% | 2.8h | 0.6844 | 3.31% | 11h |
| DRL-MOA | 0.6257 | 0.21% | 6s | 0.6360 | 0.90% | 9s | 0.6970 | 1.53% | 16s |
| MDRL | 0.6271 | -0.02% | 5s | 0.6364 | 0.84% | 8s | 0.6969 | 1.54% | 14s |
| EMNH | 0.6271 | -0.02% | 5s | 0.6364 | 0.84% | 8s | 0.6969 | 1.54% | 15s |
| PMOCO | 0.6259 | 0.18% | 6s | 0.6351 | 1.04% | 12s | 0.6957 | 1.71% | 26s |
| CNH | 0.6270 | 0.00% | 13s | 0.6387 | 0.48% | 16s | 0.7019 | 0.83% | 33s |
| POCCO-C | <u>0.6275</u> | -0.08% | 14s | 0.6409 | 0.14% | 20s | 0.7047 | 0.44% | 42s |
| WE-CA | 0.6270 | 0.00% | 6s | 0.6392 | 0.41% | 9s | 0.7034 | 0.62% | 18s |
| POCCO-W | <u>0.6275</u> | -0.08% | 7s | 0.6411 | 0.11% | 14s | 0.7055 | 0.32% | 36s |
| MDRL-Aug | 0.6271 | -0.02% | 47s | 0.6408 | 0.16% | 1.8m | 0.7022 | 0.79% | 5.4m |
| EMNH-Aug | 0.6271 | -0.02% | 46s | 0.6408 | 0.16% | 1.8m | 0.7023 | 0.78% | 5.4m |
| PMOCO-Aug | 0.6270 | 0.00% | 39s | 0.6395 | 0.36% | 1.7m | 0.7016 | 0.88% | 5.8m |
| CNH-Aug | 0.6271 | -0.02% | 1.3m | 0.6410 | 0.12% | 3.9m | 0.7054 | 0.34% | 12m |
| POCCO-C-Aug | 0.6270 | 0.00% | 2.2m | <u>0.6416</u> | 0.03% | 4.0m | 0.7071 | 0.10% | 14m |
| WE-CA-Aug | 0.6271 | -0.02% | 1.3m | 0.6413 | 0.08% | 3.6m | 0.7066 | 0.17% | 12m |
| POCCO-W-Aug | 0.6270 | 0.00% | 2.2m | 0.6418 | 0.00% | 4.0m | <u>0.7078</u> | 0.00% | 14m |
| Method | MOCVRP20 | | | MOCVRP50 | | | MOCVRP100 | | |
| | HV | Gap | Time | HV | Gap | Time | HV | Gap | Time |
| MOEA/D | 0.4255 | 1.07% | 2.3h | 0.4000 | 2.63% | 2.9h | 0.3953 | 3.33% | 5.0h |
| NSGA-II | 0.4275 | 0.60% | 6.4h | 0.3896 | 5.16% | 8.8h | 0.3620 | 11.47% | 9.4h |
| MOGLS | 0.4278 | 0.53% | 9.0h | 0.3984 | 3.02% | 20h | 0.3875 | 5.23% | 72h |
| PPLS/D-C | 0.4287 | 0.33% | 1.6h | 0.4007 | 2.46% | 9.7h | 0.3946 | 3.50% | 38h |
| DRL-MOA | 0.4287 | 0.33% | 8s | 0.4076 | 0.78% | 12s | 0.4055 | 0.83% | 21s |
| MDRL | 0.4291 | 0.23% | 6s | 0.4082 | 0.63% | 13s | 0.4056 | 0.81% | 22s |
| EMNH | 0.4299 | 0.05% | 7s | 0.4098 | 0.24% | 12s | 0.4072 | 0.42% | 22s |
| PMOCO | 0.4267 | 0.79% | 6s | 0.4036 | 1.75% | 12s | 0.3913 | 4.30% | 22s |
| CNH | 0.4287 | 0.33% | 11s | 0.4087 | 0.51% | 15s | 0.4065 | 0.59% | 25s |
| POCCO-C | 0.4294 | 0.16% | 16s | 0.4101 | 0.17% | 25s | 0.4079 | 0.24% | 53s |
| WE-CA | 0.4290 | 0.26% | 7s | 0.4089 | 0.46% | 10s | 0.4068 | 0.51% | 21s |
| POCCO-W | 0.4294 | 0.16% | 8s | 0.4102 | 0.15% | 17s | 0.4084 | 0.12% | 46s |
| MDRL-Aug | 0.4294 | 0.16% | 12s | 0.4092 | 0.39% | 36s | 0.4072 | 0.42% | 2.8m |
| EMNH-Aug | 0.4302 | -0.02% | 12s | 0.4106 | 0.05% | 35s | 0.4079 | 0.24% | 2.8m |
| PMOCO-Aug | 0.4294 | 0.16% | 14s | 0.4080 | 0.68% | 42s | 0.3969 | 2.93% | 2.0m |
| CNH-Aug | 0.4299 | 0.05% | 21s | 0.4101 | 0.17% | 45s | 0.4077 | 0.29% | 1.9m |
| POCCO-C-Aug | 0.4302 | -0.02% | 31s | 0.4108 | 0.00% | 1.4m | <u>0.4086</u> | 0.07% | 2.4m |
| WE-CA-Aug | 0.4300 | 0.02% | 15s | 0.4103 | 0.12% | 36s | 0.4081 | 0.20% | 1.8m |
| POCCO-W-Aug | <u>0.4301</u> | 0.00% | 24s | 0.4108 | 0.00% | 1.2m | 0.4089 | 0.00% | 2.3m |

MOEAs and other problem-specific heuristics: **MOEA/D** [66] and **NSGA-II** [12], each run for 4,000 iterations, serve as representative decomposition-based and dominance-based MOEAs, respectively. MOCOP-specific MOEAs such as **MOGLS** [24], configured with 4,000 iterations and 100 local search steps per iteration, and **PPLS/D-C** [50], run for 200 iterations, are also considered. These methods use 2-opt heuristics for MOTSP and MOCVRP, and a greedy transformation heuristic [23] for MOKP. Finally, **WS-LKH** and **WS-DP** combine weighted-sum scalarization with powerful solvers, with LKH [20, 52] used for MOTSP and dynamic programming applied to MOKP.

Inference. We evaluate all methods using three metrics: average hypervolume (HV) [55], average gap, and total runtime per instance set. HV is a widely used indicator in multi-objective optimization that reflects both the convergence and diversity of the solution set. A higher HV indicates better performance. To ensure consistency, HV values are normalized to the range [0, 1] using the same reference point for all methods. The gap is defined as the relative difference between a method’s HV and the HV of **POCCO-W**. Methods with the “-Aug” suffix apply instance augmentation [39] to further improve performance. To evaluate statistical significance, we use the Wilcoxon rank-sum test [56] at a 1% significance level. The best result and others that are not significantly worse are marked in bold, while the second-best and statistically similar results are underlined. All experiments

Table 2: Performance comparison on Bi-KP and Tri-TSP Instances

| Method | Bi-KP50 | | | Bi-KP100 | | | Bi-KP200 | | |
|--------------------|---------------|--------|------|---------------|--------|------|---------------|--------|------|
| | HV | Gap | Time | HV | Gap | Time | HV | Gap | Time |
| WS-DP | <u>0.3561</u> | 0.03% | 22m | 0.4532 | 0.04% | 2h | 0.3601 | 0.06% | 5.8h |
| MOEA/D | 0.3540 | 0.62% | 1.6h | 0.4508 | 0.57% | 1.7h | 0.3581 | 0.61% | 1.8h |
| NSGA-II | 0.3547 | 0.42% | 7.8h | 0.4520 | 0.31% | 8.0h | 0.3590 | 0.36% | 8.4h |
| MOGLS | 0.3540 | 0.62% | 5.8h | 0.4510 | 0.53% | 10h | 0.3582 | 0.58% | 18h |
| PPLS/D-C | 0.3528 | 0.95% | 18m | 0.4480 | 1.19% | 47m | 0.3541 | 1.72% | 1.5h |
| DRL-MOA | 0.3559 | 0.08% | 8s | 0.4531 | 0.07% | 15s | 0.3601 | 0.06% | 32s |
| MDRL | 0.3530 | 0.90% | 7s | 0.4532 | 0.04% | 18s | 0.3601 | 0.06% | 35s |
| EMNH | 0.3561 | 0.03% | 7s | 0.4535 | -0.02% | 17s | 0.3603 | 0.00% | 48s |
| PMOCO | <u>0.3552</u> | 0.28% | 8s | 0.4523 | 0.24% | 22s | 0.3595 | 0.22% | 50s |
| CNH | 0.3556 | 0.17% | 16s | 0.4527 | 0.15% | 23s | 0.3598 | 0.14% | 55s |
| POCCO-C | 0.3560 | 0.06% | 20s | 0.4535 | -0.02% | 36s | 0.3603 | 0.00% | 1.4m |
| WE-CA | 0.3558 | 0.11% | 8s | 0.4531 | 0.07% | 16s | <u>0.3602</u> | 0.03% | 50s |
| POCCO-W | 0.3562 | 0.00% | 11s | <u>0.4534</u> | 0.00% | 26s | 0.3603 | 0.00% | 1.3m |
| Method | Tri-TSP20 | | | Tri-TSP50 | | | Tri-TSP100 | | |
| | HV | Gap | Time | HV | Gap | Time | HV | Gap | Time |
| WS-LKH | 0.4712 | 0.00% | 12m | 0.4440 | -0.07% | 1.9h | 0.5076 | -0.55% | 6.6h |
| MOEA/D | 0.4702 | 0.21% | 1.9h | 0.4314 | 2.77% | 2.2h | 0.4511 | 10.64% | 2.4h |
| NSGA-II | 0.4238 | 10.06% | 7.1h | 0.2858 | 35.59% | 7.5h | 0.2824 | 44.06% | 9.0h |
| MOGLS | 0.4701 | 0.23% | 1.5h | 0.4211 | 5.09% | 4.1h | 0.4254 | 15.73% | 13h |
| PPLS/D-C | 0.4698 | 0.30% | 1.4h | 0.4174 | 5.93% | 3.9h | 0.4376 | 13.31% | 14h |
| DRL-MOA | 0.4699 | 0.28% | 6s | 0.4303 | 3.02% | 9s | 0.4806 | 4.79% | 18s |
| MDRL | 0.4699 | 0.28% | 5s | 0.4317 | 2.70% | 10s | 0.4852 | 3.88% | 17s |
| EMNH | 0.4699 | 0.28% | 5s | 0.4324 | 2.55% | 10s | 0.4866 | 3.61% | 17s |
| PMOCO | 0.4693 | 0.40% | 5s | 0.4315 | 2.75% | 12s | 0.4858 | 3.76% | 33s |
| CNH | 0.4698 | 0.30% | 10s | 0.4358 | 1.78% | 14s | 0.4931 | 2.32% | 25s |
| POCCO-C | 0.4704 | 0.17% | 18s | 0.4393 | 0.99% | 17s | 0.4985 | 1.25% | 28s |
| WE-CA | 0.4707 | 0.11% | 5s | 0.4389 | 1.08% | 8s | 0.4975 | 1.45% | 17s |
| POCCO-W | <u>0.4710</u> | 0.04% | 6s | 0.4397 | 0.90% | 13s | 0.4985 | 1.25% | 23s |
| MDRL-Aug | 0.4712 | 0.00% | 4.2m | 0.4408 | 0.65% | 25m | 0.4958 | 1.78% | 1.6h |
| EMNH-Aug | 0.4712 | 0.00% | 4.2m | 0.4418 | 0.43% | 25m | 0.4973 | 1.49% | 1.6h |
| PMOCO-Aug | 0.4712 | 0.00% | 4.9m | 0.4409 | 0.63% | 28m | 0.4956 | 1.82% | 1.6h |
| CNH-Aug | 0.4704 | 0.17% | 8.5m | 0.4409 | 0.63% | 28m | 0.4996 | 1.03% | 1.6h |
| POCCO-C-Aug | 0.4706 | 0.13% | 8.9m | 0.4419 | 0.41% | 34m | 0.5023 | 0.50% | 2h |
| WE-CA-Aug | 0.4712 | 0.00% | 8.2m | 0.4432 | 0.11% | 29m | 0.5035 | 0.26% | 1.7h |
| POCCO-W-Aug | 0.4712 | 0.00% | 8.9m | <u>0.4437</u> | 0.00% | 33m | <u>0.5048</u> | 0.00% | 2h |

are implemented in Python and conducted on a machine with NVIDIA Ampere A100-80GB GPUs and an AMD EPYC 7742 CPU. The code and dataset will be released publicly upon acceptance.

4.2 Experimental results

Comparison analysis. The comparison results are presented in Table 1 and Table 2. POCCO-W consistently achieves superior performance over WE-CA across all benchmark scenarios, establishing itself as the new SOTA results among neural MOCOP solvers. Similarly, POCCO-C outperforms CNH in every case. Both variants also surpass their augmentation-based counterparts, WE-CA-Aug and CNH-Aug, on Bi-TSP20 and Bi-CVRP100, highlighting POCCO’s enhanced ability to explore the solution space and approximate high-quality Pareto fronts. When further combined with instance augmentation, POCCO demonstrates additional performance gains. Please note that POCCO with instance augmentation yields lower HV values compared with its non-augmented counterpart on Bi-TSP20. This is because decomposition-based methods focus on optimizing individual subproblems rather than ensuring overall solution diversity. While augmentation improves solution quality for specific subproblems, it may reduce the number of non-dominated solutions, resulting in a smaller HV. Compared with multi-model approaches that require training or fine-tuning separate models for each subproblem, POCCO delivers superior results while maintaining a single shared model. Notably, POCCO achieves better results on Bi-TSP50 than WS-LKH, a setting where previous neural solvers have consistently failed. In terms of efficiency, POCCO significantly reduces computational time. For example, POCCO-W-Aug solves Bi-TSP100 in only 14 minutes, while WE-LKH requires about 6.0 hours, with POCCO delivering comparable solution quality.

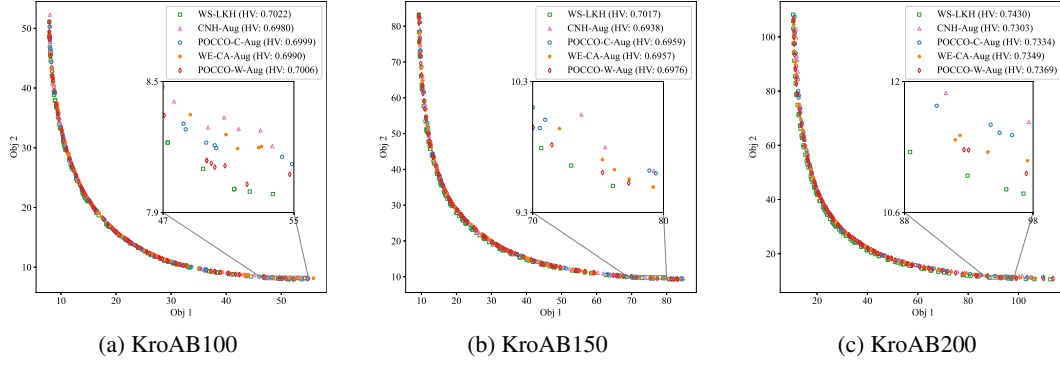


Figure 3: Pareto fronts of benchmark instances.

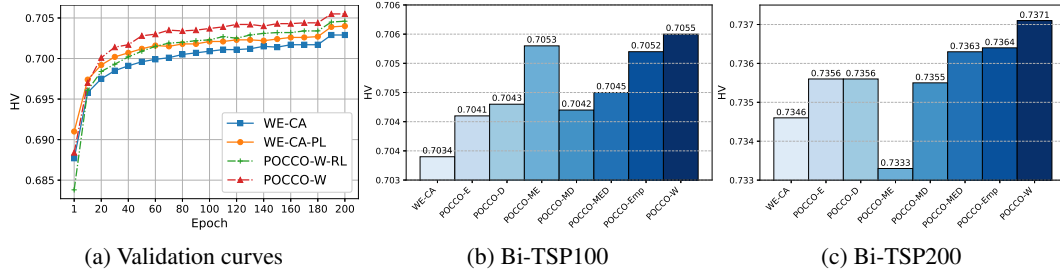


Figure 4: Ablation study:(a) validates the effectiveness of PL; (b) and (c) verify the effects of different CCO block variants.

Out-of-distribution size generalization analysis. We evaluate the generalization ability of the models on out-of-distribution, benchmark instances KroAB100/150/200 [41]. All neural methods are trained on Bi-TSP100, except for CNH, WE-CA, and POCCO, which are trained across varying sizes $n \in \{20, 21, \dots, 100\}$. The results, visualized in Fig. 3, show that POCCO-W-Aug consistently achieves the best generalization performance compared with other neural baselines. POCCO-C-Aug also outperforms CNH-Aug across all evaluated scenarios. Full benchmark results and experiments on larger-scale instances Bi-TSP150/200 are provided in Appendix H and Appendix I, respectively.

Effectiveness of the PL. We assess the training efficiency of the PL by comparing it to REINFORCE on the WE-CA and POCCO-W models using the Bi-TSP100 dataset. As shown by the validation curves in Fig. 4a, PL achieves faster convergence despite identical network architectures. Notably, for WE-CA, training with PL for 100 epochs reaches performance comparable to 200 epochs of REINFORCE. Similar improvements are observed for POCCO-W. These results demonstrate that PL effectively accelerates training process and achieves better performance with fewer training epochs.

Effectiveness of the CCO block. To evaluate the impact of the CCO block’s structure and placement, we compare POCCO-W with WE-CA and several POCCO variants: POCCO-E (CCO inserted in the encoder replacing the FF layer), POCCO-D (CCO replacing the final linear layer of MHA in the decoder, using MLP experts), POCCO-MOE (replacing CCO with a standard MoE layer), POCCO-MD (replacing CCO with three MoD layers), POCCO-MED (using MoE in the encoder and MoD in place of CCO), and POCCO-Emp (replacing the identity expert in CCO with an empty expert). As shown in Fig. 4b, all variants outperform WE-CA on the in-distribution Bi-TSP100, with POCCO-W, POCCO-MOE, and POCCO-Emp achieving the most notable gains. On the out-of-distribution Bi-TSP200 in Fig. 4c, only POCCO-W and POCCO-Emp maintain strong performance, while POCCO-MED performs worst, even underperforming WE-CA. These results highlight the importance of both the structure and placement of the CCO block for achieving strong generalization across in- and out-of-distribution settings.

Hyperparameter study. We conduct experiments to examine the impact of different key hyperparameters on POCCO’s performance. As detailed in Appendix J, the number of CCO block layers, the Top k value, and the temperature parameter β all influence model effectiveness. For the problems studied, the desirable settings, as identified based on empirical results, are: one CCO block layer, Top $k = 2$, $\beta = 3.5$ for bi-objective tasks, and $\beta = 4.5$ for tri-objective tasks.

5 Conclusion

This paper presents POCCO, a plug-and-play framework tailored for MOCOPs, which adaptively routes subproblems through different model structures and leverages PL for more effective training. POCCO is integrated into two SOTA neural solvers, and extensive experiments demonstrate its effectiveness. Ablation studies further highlight the necessity of both CCO block and PL, and reveal the critical impact of the design and placement of CCO block. We acknowledge certain limitations, such as the limited capability to address real-world MOCOPs with complex constraints or large problem sizes. Addressing these challenges may require constraint-handling mechanisms [5] or divide-and-conquer [36] strategies, which we leave for future work.

References

- [1] Ehsan Ahmadi, Mostafa Zandieh, Mojtaba Farrokh, and Seyed Mohammad Emami. A multi objective optimization approach for flexible job shop scheduling problem under random machine breakdown by evolutionary algorithms. *Computers & operations research*, 73:56–66, 2016.
- [2] Mohammad Gheshlaghi Azar, Zhaohan Daniel Guo, Bilal Piot, Remi Munos, Mark Rowland, Michal Valko, and Daniele Calandriello. A general theoretical paradigm to understand learning from human preferences. In *International Conference on Artificial Intelligence and Statistics*, pages 4447–4455. PMLR, 2024.
- [3] Irwan Bello, Hieu Pham, Quoc V Le, Mohammad Norouzi, and Samy Bengio. Neural combinatorial optimization with reinforcement learning. In *International Conference on Learning Representations*, 2017.
- [4] Federico Berto, Chuanbo Hua, Junyoung Park, Laurin Luttman, Yining Ma, Fanchen Bu, Jiarui Wang, Haoran Ye, Minsu Kim, Sanghyeok Choi, Nayeli Gast Zepeda, André Hottung, Jianan Zhou, Jieyi Bi, Yu Hu, Fei Liu, Hyeonah Kim, Jiwoo Son, Haeyeon Kim, Davide Angioni, Wouter Kool, Zhiguang Cao, Qingfu Zhang, Joungho Kim, Jie Zhang, Kijung Shin, Cathy Wu, Sungsoo Ahn, Guojie Song, Changhyun Kwon, Kevin Tierney, Lin Xie, and Jinkyoo Park. RL4CO: an extensive reinforcement learning for combinatorial optimization benchmark. In *SIGKDD Conference on Knowledge Discovery and Data Mining*, 2025.
- [5] Jieyi Bi, Yining Ma, Jianan Zhou, Wen Song, Zhiguang Cao, Yaoxin Wu, and Jie Zhang. Learning to handle complex constraints for vehicle routing problems. In *Advances in Neural Information Processing Systems*, volume 37, pages 93479–93509, 2024.
- [6] Jinbiao Chen, Zhiguang Cao, Jiahai Wang, Yaoxin Wu, Hanzhang Qin, Zizhen Zhang, and Yue-Jiao Gong. Rethinking neural multi-objective combinatorial optimization via neat weight embedding. In *The Thirteenth International Conference on Learning Representations*, 2025.
- [7] Jinbiao Chen, Jiahai Wang, Zizhen Zhang, Zhiguang Cao, Te Ye, and Siyuan Chen. Efficient meta neural heuristic for multi-objective combinatorial optimization. *Advances in Neural Information Processing Systems*, 36, 2024.
- [8] Xinyun Chen and Yuandong Tian. Learning to perform local rewriting for combinatorial optimization. In *International Conference on Neural Information Processing Systems*, volume 32, pages 6281–6292, 2019.
- [9] Eng Ung Choo and Derek R Atkins. Proper efficiency in nonconvex multicriteria programming. *Mathematics of Operations Research*, 8(3):467–470, 1983.
- [10] I Das and JE Dennis. Normal-boundary intersection: A new method for generating pareto-optimal points in multieriteria optimization problems. *SIAM J. Optimiz*, 1996.
- [11] Kalyanmoy Deb and Himanshu Jain. An evolutionary many-objective optimization algorithm using reference-point-based nondominated sorting approach, part i: solving problems with box constraints. *IEEE transactions on evolutionary computation*, 18(4):577–601, 2013.
- [12] Kalyanmoy Deb, Amrit Pratap, Sameer Agarwal, and TAMT Meyarivan. A fast and elitist multiobjective genetic algorithm: NSGA-II. *IEEE Transactions on Evolutionary Computation*, 6(2):182–197, 2002.
- [13] Matthias Ehrgott. *Multicriteria optimization*, volume 491. Springer Science & Business Media, 2005.
- [14] Mingfeng Fan, Yaoxin Wu, Zhiguang Cao, Wen Song, Guillaume Sartoretti, Huan Liu, and Guohua Wu. Conditional neural heuristic for multiobjective vehicle routing problems. *IEEE Transactions on Neural Networks and Learning Systems*, 2024.

- [15] Wei Fang, Qiang Zhang, Jun Sun, and Xiaojun Wu. Mining high quality patterns using multi-objective evolutionary algorithm. *IEEE Transactions on Knowledge and Data Engineering*, 34(8):3883–3898, 2020.
- [16] Kostas Florios and George Mavrotas. Generation of the exact pareto set in multi-objective traveling salesman and set covering problems. *Applied Mathematics and Computation*, 237:1–19, 2014.
- [17] Keivan Ghoseiri, Ferenc Szidarovszky, and Mohammad Jawad Asgharpour. A multi-objective train scheduling model and solution. *Transportation research part B: Methodological*, 38(10):927–952, 2004.
- [18] Pascal Halffmann, Luca E Schäfer, Kerstin Dächert, Kathrin Klamroth, and Stefan Ruzika. Exact algorithms for multiobjective linear optimization problems with integer variables: A state of the art survey. *Journal of Multi-Criteria Decision Analysis*, 29(5-6):341–363, 2022.
- [19] Jiayi Han, Liang Du, Hongwei Du, Xiangguo Zhou, Yiwen Wu, Weibo Zheng, and Donghong Han. Slim: Let llm learn more and forget less with soft lora and identity mixture. In *North American Chapter of the Association for Computational Linguistics Annual Conference*, 2025.
- [20] Keld Helsgaun. An effective implementation of the lin–kernighan traveling salesman heuristic. *European journal of operational research*, 126(1):106–130, 2000.
- [21] Jiwoo Hong, Noah Lee, and James Thorne. Orpo: Monolithic preference optimization without reference model. *arXiv preprint arXiv:2403.07691*, 2024.
- [22] André Hottung, Yeong-Dae Kwon, and Kevin Tierney. Efficient active search for combinatorial optimization problems. In *International Conference on Learning Representations*, 2021.
- [23] Hisao Ishibuchi, Naoya Akedo, and Yusuke Nojima. Behavior of multiobjective evolutionary algorithms on many-objective knapsack problems. *IEEE Transactions on Evolutionary Computation*, 19(2):264–283, 2014.
- [24] Andrzej Jaskiewicz. Genetic local search for multi-objective combinatorial optimization. *European journal of operational research*, 137(1):50–71, 2002.
- [25] Nicolas Jozefowiez, Frédéric Semet, and El-Ghazali Talbi. Multi-objective vehicle routing problems. *European Journal of Operational Research*, 189(2):293–309, 2008.
- [26] Liangjun Ke, Qingfu Zhang, and Roberto Battiti. A simple yet efficient multiobjective combinatorial optimization method using decomposition and pareto local search. *IEEE Transactions on Cybernetics*, 44:1808–1820, 2014.
- [27] Minsu Kim, Jinkyoo Park, et al. Learning collaborative policies to solve np-hard routing problems. In *International Conference on Neural Information Processing Systems*, volume 34, pages 10418–10430, 2021.
- [28] Diederik P Kingma. Adam: A method for stochastic optimization. In *International Conference on Learning Representations*, 2015.
- [29] Wouter Kool, Herke Van Hoof, and Max Welling. Attention, learn to solve routing problems! In *International Conference on Learning Representations*, 2018.
- [30] Yeong-Dae Kwon, Jinho Choo, Byoungjip Kim, Iljoo Yoon, Youngjune Gwon, and Seungjai Min. Pomo: Policy optimization with multiple optima for reinforcement learning. In *International Conference on Neural Information Processing Systems*, volume 33, pages 21188–21198, 2020.
- [31] Philippe Lacomme, Christian Prins, and Marc Sevaux. A genetic algorithm for a bi-objective capacitated arc routing problem. *Computers & Operations Research*, 33(12):3473–3493, 2006.
- [32] Pawel Ladosz, Lilian Weng, Minwoo Kim, and Hyondong Oh. Exploration in deep reinforcement learning: A survey. *Information Fusion*, 85:1–22, 2022.
- [33] Jingwen Li, Yining Ma, Zhiguang Cao, Yaoxin Wu, Wen Song, Jie Zhang, and Yeow Meng Chee. Learning feature embedding refiner for solving vehicle routing problems. *IEEE Transactions on Neural Networks and Learning Systems*, 2023.
- [34] Kaiwen Li, Tao Zhang, and Rui Wang. Deep reinforcement learning for multiobjective optimization. *IEEE Transactions on Cybernetics*, 51(6):3103–3114, 2020.
- [35] Shicheng Li, Feng Wang, Qi He, and Xujie Wang. Deep reinforcement learning for multi-objective combinatorial optimization: A case study on multi-objective traveling salesman problem. *Swarm and Evolutionary Computation*, page 101398, 2023.

- [36] Sirui Li, Zhongxia Yan, and Cathy Wu. Learning to delegate for large-scale vehicle routing. In *Advances in Neural Information Processing Systems*, volume 34, pages 26198–26211, 2021.
- [37] Zijun Liao, Jinbiao Chen, Debing Wang, Zizhen Zhang, and Jiahai Wang. Bopo: Neural combinatorial optimization via best-anchored and objective-guided preference optimization. *arXiv preprint arXiv:2503.07580*, 2025.
- [38] Guanquan Lin, Mingjun Pan, You-Wei Luo, Zhien Dai, Bin Zhu, Lijun Sun, and Chun Yuan. Preference optimization for combinatorial optimization problems, 2025.
- [39] Xi Lin, Zhiyuan Yang, and Qingfu Zhang. Pareto set learning for neural multi-objective combinatorial optimization. In *International Conference on Learning Representations*, 2022.
- [40] Thibaut Lust and Jacques Teghem. The multiobjective traveling salesman problem: A survey and a new approach. In *Advances in Multi-Objective Nature Inspired Computing*, pages 119–141. Springer, 2010.
- [41] Thibaut Lust and Jacques Teghem. Two-phase Pareto local search for the biobjective traveling salesman problem. *Journal of Heuristics*, 16(3):475–510, 2010.
- [42] Yu Meng, Mengzhou Xia, and Danqi Chen. Simpo: Simple preference optimization with a reference-free reward. *Advances in Neural Information Processing Systems*, 37:124198–124235, 2024.
- [43] Kaisa Miettinen. *Nonlinear multiobjective optimization*, volume 12. Springer Science & Business Media, 2012.
- [44] Mohammadreza Nazari, Afshin Oroojlooy, Lawrence Snyder, and Martin Takác. Reinforcement learning for solving the vehicle routing problem. In *Advances in Neural Information Processing Systems*, volume 31, 2018.
- [45] Rafael Rafailov, Archit Sharma, Eric Mitchell, Christopher D Manning, Stefano Ermon, and Chelsea Finn. Direct preference optimization: Your language model is secretly a reward model. *Advances in Neural Information Processing Systems*, 36:53728–53741, 2023.
- [46] David Raposo, Sam Ritter, Blake Richards, Timothy Lillicrap, Peter Conway Humphreys, and Adam Santoro. Mixture-of-depths: Dynamically allocating compute in transformer-based language models. *arXiv preprint arXiv:2404.02258*, 2024.
- [47] Haitham Seada and Kalyanmoy Deb. A unified evolutionary optimization procedure for single, multiple, and many objectives. *IEEE Transactions on Evolutionary Computation*, 20(3):358–369, 2015.
- [48] Yinan Shao, Jerry Chun-Wei Lin, Gautam Srivastava, Dongdong Guo, Hongchun Zhang, Hu Yi, and Alireza Jolfaei. Multi-objective neural evolutionary algorithm for combinatorial optimization problems. *IEEE Transactions on Neural Networks and Learning Systems*, 2021.
- [49] Noam Shazeer, Azalia Mirhoseini, Krzysztof Maziarz, Andy Davis, Quoc Le, Geoffrey Hinton, and Jeff Dean. Outrageously large neural networks: The sparsely-gated mixture-of-experts layer. In *International Conference on Learning Representations*, 2017.
- [50] Jialong Shi, Jianyong Sun, Qingfu Zhang, Haotian Zhang, and Ye Fan. Improving pareto local search using cooperative parallelism strategies for multiobjective combinatorial optimization. *IEEE Transactions on Cybernetics*, 54(4):2369–2382, 2022.
- [51] Ye Tian, Langchun Si, Xingyi Zhang, Ran Cheng, Cheng He, Kay Chen Tan, and Yaochu Jin. Evolutionary large-scale multi-objective optimization: A survey. *ACM Computing Surveys*, 54(8):1–34, 2021.
- [52] Renato Tinós, Keld Helsgaun, and Darrell Whitley. Efficient recombination in the lin-kernighan-helsgaun traveling salesman heuristic. In *Parallel Problem Solving from Nature–PPSN XV: 15th International Conference, Coimbra, Portugal, September 8–12, 2018, Proceedings, Part I 15*, pages 95–107. Springer, 2018.
- [53] Oriol Vinyals, Meire Fortunato, and Navdeep Jaitly. Pointer networks. In *Advances in Neural Information Processing Systems*, volume 28, 2015.
- [54] Lirui Wang, Xinlei Chen, Jialiang Zhao, and Kaiming He. Scaling proprioceptive-visual learning with heterogeneous pre-trained transformers. *Advances in Neural Information Processing Systems*, 37:124420–124450, 2024.
- [55] Lyndon While, Philip Hingston, Luigi Barone, and Simon Huband. A faster algorithm for calculating hypervolume. *IEEE Transactions on Evolutionary Computation*, 10(1):29–38, 2006.

- [56] Frank Wilcoxon. Individual comparisons by ranking methods. In *Breakthroughs in statistics: Methodology and distribution*, pages 196–202. Springer, 1992.
- [57] Ronald J Williams. Simple statistical gradient-following algorithms for connectionist reinforcement learning. *Machine learning*, 8(3):229–256, 1992.
- [58] Hong Wu, Jiahai Wang, and Zizhen Zhang. MODRL/D-AM: Multiobjective deep reinforcement learning algorithm using decomposition and attention model for multiobjective optimization. In *International Symposium on Intelligence Computation and Applications*, pages 575–589, 2020.
- [59] Yaoxin Wu, Mingfeng Fan, Zhiguang Cao, Ruobin Gao, Yaqing Hou, and Guillaume Sartoretti. Collaborative deep reinforcement learning for solving multi-objective vehicle routing problems. In *23rd International Conference on Autonomous Agents and Multi-Agent Systems (AAMAS)*, 2023.
- [60] Yaoxin Wu, Wen Song, Zhiguang Cao, Jie Zhang, Abhishek Gupta, and Mingyan Lin. Graph learning assisted multi-objective integer programming. *Advances in Neural Information Processing Systems*, 35:17774–17787, 2022.
- [61] Yaoxin Wu, Wen Song, Zhiguang Cao, Jie Zhang, and Andrew Lim. Learning improvement heuristics for solving routing problems. *IEEE Transactions on Neural Networks and Learning Systems*, 2021.
- [62] Yingbo Xie, Shengxiang Yang, Ding Wang, Junfei Qiao, and Baocai Yin. Dynamic transfer reference point-oriented MOEA/D involving local objective-space knowledge. *IEEE Transactions on Evolutionary Computation*, 26(3):542–554, 2022.
- [63] Jing Xu, Andrew Lee, Sainbayar Sukhbaatar, and Jason Weston. Some things are more cringe than others: Preference optimization with the pairwise cringe loss. *arXiv preprint arXiv:2312.16682*, 18, 2023.
- [64] Jiao-Hong Yi, Li-Ning Xing, Gai-Ge Wang, Junyu Dong, Athanasios V Vasilakos, Amir H Alavi, and Ling Wang. Behavior of crossover operators in NSGA-III for large-scale optimization problems. *Information Sciences*, 509:470–487, 2020.
- [65] Sandra Zajac and Sandra Huber. Objectives and methods in multi-objective routing problems: a survey and classification scheme. *European Journal of Operational Research*, 290(1):1–25, 2021.
- [66] Qingfu Zhang and Hui Li. MOEA/D: A multiobjective evolutionary algorithm based on decomposition. *IEEE Transactions on Evolutionary Computation*, 11(6):712–731, 2007.
- [67] Yongxin Zhang, Jiahai Wang, Zizhen Zhang, and Yalan Zhou. MODRL/D-EL: Multiobjective deep reinforcement learning with evolutionary learning for multiobjective optimization. In *International Joint Conference on Neural Networks*, pages 1–8, 2021.
- [68] Zizhen Zhang, Zhiyuan Wu, Hang Zhang, and Jiahai Wang. Meta-learning-based deep reinforcement learning for multiobjective optimization problems. *IEEE Transactions on Neural Networks and Learning Systems*, 2022.
- [69] Aimin Zhou, Qingfu Zhang, and Guixu Zhang. A multiobjective evolutionary algorithm based on decomposition and probability model. In *2012 IEEE Congress on Evolutionary Computation*, pages 1–8. IEEE, 2012.
- [70] Jianan Zhou, Zhiguang Cao, Yaoxin Wu, Wen Song, Yining Ma, Jie Zhang, and Xu Chi. MVMoE: Multi-task vehicle routing solver with mixture-of-experts. In *International Conference on Machine Learning*, 2024.
- [71] Jianan Zhou, Yaoxin Wu, Wen Song, Zhiguang Cao, and Jie Zhang. Towards omni-generalizable neural methods for vehicle routing problems. In *International Conference on Machine Learning*, 2023.

Appendix

A Related Works

Traditional methods for MOCOP. MOCOPs are significantly harder to solve than their single-objective counterparts. Classic cases such as the Traveling Salesman Problem (TSP) and Capacitated Vehicle Routing Problem (CVRP) are already NP-hard, and adding multiple objectives only magnifies the difficulty [16]. Exact algorithms quickly become impractical for large instances or for problems that possess a vast Pareto set [18, 60]. Consequently, research has shifted toward heuristic methods that deliver high-quality Pareto fronts within reasonable time limits [25, 65]. Among these, multi-objective evolutionary algorithms (MOEAs) are widely used. They fall into two main categories: dominance-based MOEAs [11, 12, 47] and decomposition-based MOEAs [15, 26, 66]. Despite their popularity, MOEAs typically demand extensive manual design: practitioners must select and tune crossover, mutation, and selection operators along with many hyperparameters [51, 62, 64], and this labor-intensive hand-engineering often limits overall performance.

Neural methods for MOCOP. Inspired by the success of DRL in SOCOPs [4], recent research extends neural methods to MOCOPs by solving a series of scalarized SOCOPs. These neural solvers generally follow two paradigms: *one-to-one* and *one-to-many*. The one-to-one paradigm trains or fine-tunes a separate neural model for each scalarized subproblem. Some approaches apply DRL algorithms individually and transfer parameters across models to accelerate convergence [34, 58]. Others adopt architectures such as Pointer Networks [53] and Attention Models [29, 30], and optimize them using evolutionary strategies [48, 67]. To promote generalization across subproblems, meta-learning techniques are introduced [68]. However, this paradigm suffers from high training overhead and the burden of maintaining multiple models. In contrast, the one-to-many paradigm employs a single neural network to handle all subproblems. This includes hypernetwork-based DRL frameworks that condition on weight vectors [35, 39, 59], and conditional neural heuristics that incorporate instance features, weight information, and problem size [6, 14].

Preference optimization. Preference optimization methods, such as Direct Preference Optimization (DPO) [45] and Identity Preference Optimization (IPO) [2], have gained significant traction, particularly in large language model (LLM) training, due to their ability to directly optimize human preferences without relying on explicit reward modeling as required in reinforcement learning from human feedback (RLHF). These methods are typically designed for pairwise preference data, where human annotators identify a preferred output over a less preferred one in response to a given prompt. Another line of research explores simpler preference optimization objectives that do not depend on a reference model [21, 63]. Among them, SimPO [42] proposes using the average log-probability of a generated sequence as an implicit reward. This approach aligns more closely with the model’s generation process and improves computational and memory efficiency by eliminating the need for a separate reference model. Some studies [37, 38] have explored applying preference optimization to SOCOPs, but its application to MOCOPs has been rarely investigated.

B Details of MOCOP

Here we elaborate on the problem definitions for the three typical MOCOPs, i.e., MOTSP, MOCVRP and MOKP.

MOTSP. An MOTSP instance involves multiple cost matrices, aiming to identify a set of tours, i.e., node sequences, that are Pareto optimal. For instance, a κ -objective TSP instance \mathcal{G} with $n + 1$ nodes is featured by cost matrices $C^i = (c_{j,k}^i)$, with $i \in \{1, \dots, \kappa\}$ and $j, k \in \{0, \dots, n\}$. The κ objectives are defined as follows,

$$\begin{aligned} \min_{\pi \in \mathcal{X}} F(\pi) &= \min(f_1(\pi), f_2(\pi), \dots, f_\kappa(\pi)), \\ \text{with } f_i(\pi) &= c_{\pi_n \pi_0}^i + \sum_{j=0}^{n-1} c_{\pi_j \pi_{j+1}}^i, \end{aligned} \tag{6}$$

where $\pi = (\pi_0, \pi_2, \dots, \pi_n)$ with $\pi_j \in \{0, \dots, n\}$. \mathcal{X} represents all feasible solutions (i.e., tours), ensuring each node is visited exactly once. This paper considers the Euclidean MOTSP following [16, 34, 39]. Each node j has a 2κ -dim feature vector $o_j = [loc_j^1, loc_j^2, \dots, loc_j^\kappa]$, where $loc_j^i \in \mathbb{R}^2$ is the coordinate for the i -th objective. The objective $f_i(\pi)$ is defined as $f_i(\pi) = \|loc_{\pi_n}^i - loc_{\pi_0}^i\|_2 + \sum_{j=0}^{n-1} \|loc_{\pi_j}^i - loc_{\pi_{j+1}}^i\|_2$.

MOCVRP. An MOCVRP instance consists of n customer nodes and one depot node. Each node has a 3-dim feature vector $o_j = [loc_j, \delta_j]$, where loc_j and δ_j , for $j \in \{0, \dots, n\}$, correspond to the coordinates and demand of node j . Notably, for the depot node, $o_0 = [loc_0, \delta_0]$, the demand δ_0 is set to 0. Vehicles with a capacity of Q ($Q > \delta_i$) are employed to serve all customers in multiple routes, with each route commencing and concluding at the depot. The problem must satisfy the following constraints: 1) Each customer is visited exactly once, and 2) The total demand of customers in each route must not exceed the vehicle’s capacity. In our study, we focus on the bi-objective CVRP, aligning with prior research [31, 39]. Specifically, we aim to minimize two objectives: the total length of all routes and the length of the longest route (i.e., the makespan).

MOKP. An MOKP instance consists of $n + 1$ items, where each item j is characterized by a 2-dim feature vector $o_j = [w_j, p_j]$, representing its weight w_j and profit vector p_j , for $j \in \{0, \dots, n\}$. The profit vector $p_j \in \mathbb{R}^\kappa$ corresponds to κ distinct objective values associated with item j . A knapsack with a capacity of C is provided, where $C > w_j$ for each individual item. The goal is to select a subset of items to place into the knapsack while satisfying the following constraint: the total weight of selected items must not exceed the knapsack capacity C . In our study, we focus on the bi-objective knapsack problem, consistent with previous research [41, 69]. Specifically, we aim to simultaneously maximize two objectives: the sum of the first and second profit components across the selected items.

C MOCOP Solvers with POCCO

Existing neural MOCOP solvers are based on a transformer-based architecture that consists of an encoder and a decoder. The encoder is used to generate embeddings for all nodes based on the instance \mathcal{G} and the weight vector λ . The decoder is used to decode a sequence of actions based on these embeddings in an iterative fashion. To demonstrate the versatility of our POCCO, we integrate it into two SOTA neural methods, WE-CA [6] and CNH [14], yielding POCCO-W and POCCO-C.

C.1 POCCO-W

Given an instance \mathcal{G} comprising $n + 1$ nodes with Z -dimensional features $\{o_i\}_{i=0}^n \subset \mathbb{R}^Z$ and a weight vector λ , first obtains initial embeddings by applying separate linear projections to the node features and the weight vector:

$$h_i^0 = W^o o_i + b^o, \quad \forall i \in \{0, \dots, n\}, \quad h_\lambda^0 = W^\lambda \lambda + b^\lambda, \quad (7)$$

where $W^o \in \mathbb{R}^{d \times Z}$, $W^\lambda \in \mathbb{R}^{d \times \kappa}$, and $b^o, b^\lambda \in \mathbb{R}^d$ are learnable parameters, with embedding dimension $d = 128$. POCCO-W integrates the weight embedding into each node embedding in a feature-wise fashion within the encoder. To ensure harmonious interaction, the weight and node embeddings are updated simultaneously. The encoder itself comprises $L = 6$ transformer layers, each layer applying a conditional attention sublayer, followed by a residual Add & Norm (skip connection with instance normalization), a fully connected feed-forward sublayer, and a second Add & Norm.

Specifically, the conditional attention sublayer first condition node embeddings on the weight embedding via a feature-wise affine transform:

$$\gamma = W^\gamma h_\lambda^{l-1}, \quad \beta = W^\beta h_\lambda^{l-1}, \quad h'_i = \gamma \circ h_i^{l-1} + \beta, \quad \forall i \in \{0, \dots, n\}, \quad (8)$$

where W^γ and W^β are trainable matrices; \circ denotes element-wise multiplication. Then, the weight and node embeddings are updated via the Multi-Head Attention (MHA) mechanism with 8 heads and an Add & Norm, as follows:

$$\hat{h}_\lambda = \text{IN}(h_\lambda^{l-1} + \text{MHA}(h_\lambda^{l-1}, \{h_\lambda^{l-1}, h'_0, \dots, h'_n\})), \quad (9)$$

$$\hat{h}_i = \text{IN}(h_i^{l-1} + \text{MHA}(h'_i, \{h_\lambda^{l-1}, h'_0, \dots, h'_n\})), \quad \forall i \in \{0, \dots, n\}. \quad (10)$$

Afterwards, a fully connected feed-forward sublayer and another Add & Norm are employed to yield the weight embedding h_λ^l and the node embeddings $\{h_i^l\}_{i=0}^n$, as follows:

$$h_i^l = \text{IN}(\hat{h}_i + \text{FF}(\hat{h}_i)), \quad (11)$$

$$h_\lambda^l = \text{IN}(\hat{h}_\lambda + \text{FF}(\hat{h}_\lambda)), \quad (12)$$

Given the eventual node embeddings $\{h_i\}_{i=0}^n$ and weight embedding h_λ output by the encoder, the decoder autoregressively computes the probability of node selection over T steps. At decoding step $t \in \{1, \dots, T\}$, the advanced context vector h_c is produced by a MHA layer with 8 heads based on the context embedding v_c and eventual node embeddings as follows:

$$h_c = \text{MHA}(v_c, \{h_\lambda, h_0, \dots, h_n\}), \quad (13)$$

Context embedding. For MOTSP, the context embedding v_c is obtained by concatenating the embeddings of the first and last visited nodes, and all previously visited nodes are masked when computing selection probabilities. In MOCVRP, v_c consists of the embedding of the last visited node together with the remaining vehicle capacity, while nodes that have already been visited or whose demand exceeds the remaining capacity are masked. In MOKP, the context embedding combines the graph embedding $\hat{h} = \frac{1}{n+1} \sum_{i=0}^n h_i$ with the remaining knapsack capacity, masking both items that are already selected and those whose weight exceeds the remaining capacity when computing selection probabilities.

The context vector h_c is fed through the CCO block to produce a glimpse g_c based on Eq. 2 (i.e., $g_c = \text{CCO}(h_c)$). This glimpse g_c is then used in a compatibility layer to compute unnormalized compatibility scores α as follows:

$$\alpha_i = \begin{cases} -\infty, & \text{if node } i \text{ is masked,} \\ C \cdot \tanh\left(\frac{g_c^\top (W^K h_i)}{\sqrt{d}}\right), & \text{otherwise,} \end{cases} \quad (14)$$

where C is set to 50 and W^K is a learnable weight matrix. Finally, the node-selection probability for the scalarized subproblem is given by:

$$P_\theta(\pi_t \mid \pi_{1:t-1}, s) = \text{Softmax}(\alpha). \quad (15)$$

C.2 POCCO-C

POCCO-C mirrors the overall design of POCCO-W but (i) replaces every conditional-attention sublayer in the encoder with a dual-attention sublayer and (ii) enriches the context vector h_c via a problem-size embedding (PSE) layer. Specifically, each of the L encoder layers in POCCO-C consists of a dual-attention sublayer, followed by a residual Add & Norm, a fully connected feed-forward sublayer, and a second Add & Norm. Concretely, at layer l the dual-attention and first Add & Norm operate as:

$$\hat{h}_\lambda = \text{IN}(h_\lambda^{l-1} + \text{MHA}(h_\lambda^{l-1}, \{h_\lambda^{l-1}, h_0^{l-1}, \dots, h_n^{l-1}\})), \quad (16)$$

$$\hat{h}_i' = \text{MHA}(h_i^{l-1}, \{h_\lambda^{l-1}, h_0^{l-1}, \dots, h_n^{l-1}\}) + \text{MHA}(h_i^{l-1}, \{h_\lambda^{l-1}\}), \quad \forall i \in \{0, \dots, n\}. \quad (17)$$

$$\hat{h}_i = \text{IN}(h_i^{l-1} + \hat{h}_i'), \quad \forall i \in \{0, \dots, n\}. \quad (18)$$

Besides, POCCO-C employ the sinusoidal encoding based on sine and cosine functions to yield the PSE as follows,

$$\begin{aligned} \text{PSE}(\xi, 2i) &= \sin(\xi/10000^{2i/d}), \\ \text{PSE}(\xi, 2i+1) &= \cos(\xi/10000^{2i/d}), \end{aligned} \quad (19)$$

where $\xi(\xi = n+1)$ and $i(i \in \{0, \dots, 63\})$ mean the problem size and dimension. The resulting d -dimensional PSEs are then processed using two linear layers with trainable matrices $W_{\xi 1} \in \mathbb{R}^{d \times 2d}$ and $W_{\xi 2} \in \mathbb{R}^{2d \times d}$. POCCO-C inject the size information by adding the results from PSE to $\{h_i\}_{i=0}^n$ from the encoder such that,

$$h_i^\xi = h_i + h_\xi, \text{ with } h_\xi = (\text{PSE}(\xi, \cdot)W_{\xi 1})W_{\xi 2}. \quad (20)$$

Algorithm 1 Preference-driven MOCO

Input: Instance distribution $\tilde{\mathcal{G}}$, weight vector distribution $\tilde{\lambda}$, number of training steps E , batch size B , number of tours K per subproblem;

Output: The trained policy network θ ;

- 1: Initialize policy network θ .
 - 2: **for** $e = 1$ to E **do**
 - 3: $\lambda_b \sim \text{SAMPLEWEIGHTVECTOR}(\tilde{\lambda}); \mathcal{G}_b \sim \text{SAMPLEINSTANCE}(\tilde{\mathcal{G}}), \quad \forall b \in \{1, \dots, B\}$
 - 4: $\pi^{j,b} \sim \text{SAMPLESOLUTIONS}(p_\theta(\cdot | \mathcal{G}_b, \lambda_b)), \forall j \in \{1, \dots, K\}, \quad \forall b \in \{1, \dots, B\}$
 - 5: $y_{j,p}^b \sim \text{PAIRWISEPREFERENCE}(1_{[\pi^{j,b} \prec \pi^{p,b}]}), \quad \forall j, p \in \{1, \dots, K\}, \forall b \in \{1, \dots, B\}$
 - 6: Calculate gradient $\nabla_\theta \mathcal{L}(\theta)$ according to Eq. (5)
 - 7: $\theta \leftarrow \text{ADAM}(\theta, \nabla_\theta \mathcal{L}(\theta))$
 - 8: **end for**
-

Then, POCCO-C produces the advanced context vector h_c based on the context embedding v_c and the size-injected node embeddings $\{h_i^\xi\}_{i=0}^n$ through a MHA layer with 8 heads as follows,

$$h_c = \text{MHA}\left(v_c, \{h_0^\xi, \dots, h_n^\xi\}\right). \quad (21)$$

C.3 Gating Mechanism

We employ subproblem-level gating, routing each context vector h_c independently to a subset of experts. Let d be the hidden dimension and $W_G \in \mathbb{R}^{d \times (m+1)}$ the trainable gating weights in POCCO. Given a batch of context vectors $X = \{h_c^b\}_{b=1}^B, X \in \mathbb{R}^{B \times d}$, where B is batch size, the gating network computes the score matrix $H = X W_G \in \mathbb{R}^{B \times (m+1)}$. Subproblem b (with context vector h_c^b) is routed to expert E_j according to the i -th row of H . Each subproblem selects the top k experts by score. For example, $k = 2$ routing sends each subproblem to the two highest-scoring experts.

D Training Algorithm

The training algorithm is provided in Algorithm 1. To train the model with preference learning, we first sample a batch of instances and weight vectors $\{(\mathcal{G}_b, \lambda_b)\}_{b=1}^B$ (as in Line 3). Then, for each scalarized subproblem $(\mathcal{G}_b, \lambda_b)$, we construct a set of winning-losing solution pairs $(\pi^{j,b}, \pi^{p,b}), \forall j, p \in \{1, \dots, K\}$ (as in Lines 4-5). Training then proceeds by maximizing the likelihood of the winning solutions while minimizing that of the losing ones (as in Lines 6-7).

E Decomposition Approaches

The major decomposition techniques include weighted-sum, Tchebycheff, and penalty-based boundary intersection (PBI) approaches [43, 66], respectively.

Weighted-sum Approach. Given an MOCOP, the i th subproblem (i.e., SOCOP) is defined with the i th weight vector λ_i , such that,

$$\min \quad g_w(\pi | \lambda_i) = \sum_{j=1}^{\kappa} \lambda_i^j f_j(\pi), \quad \pi \in \mathcal{X} \quad (22)$$

Tchebycheff Approach. It minimizes the maximal distance between objectives and the ideal reference point, such that,

$$\min \quad g_t(\pi | \lambda_i, z^*) = \max_{1 \leq j \leq \kappa} \left\{ \lambda_i^j |f_j(\pi) - z_j^*| \right\}, \quad \pi \in \mathcal{X} \quad (23)$$

where $z^* = (z_1^*, \dots, z_\kappa^*)^\top$ signifies the ideal reference point with $z_j^* \leq \min \{f_j(\pi) | \pi \in \mathcal{X}\}$. It guarantees that the optimal solution in Eq. (23) under a specific (but unknown) weight vector λ_i could be a Pareto optimal solution [9].

PBI Approach. This approach formulates the i th subproblem of an MOCOP as follows,

$$\begin{aligned} \min \quad & g_p(\pi|\lambda) = d_1 + \alpha d_2 \\ \text{where} \quad & d_1 = \frac{\|(F(\pi) - z^*)^\top \lambda\|}{\|\lambda\|} \\ & d_2 = \|F(\pi) - (z^* + d_1 \lambda)\|, \pi \in \mathcal{X} \end{aligned} \quad (24)$$

where $\alpha > 0$ is a preset penalty item and z^* is the ideal reference point as defined in the Tchebycheff approach.

F Hypervolume

Hypervolume (HV) is a widely-used indicator to evaluate approximate Pareto solutions to MOCOPs. Formally, the HV for a set of solutions \mathcal{P} is defined as the volume of the subspace, which is weakly dominated by the solutions in \mathcal{P} and bounded by a reference point r^* , such that,

$$\text{HV}(\mathcal{P}) = \zeta^\kappa(\{r \in \mathbb{R}^\kappa \mid \exists \pi \in \mathcal{P}, \pi \prec r \prec r^*\}), \quad (25)$$

where ζ^κ denotes the Lebesgue measure on the κ -dimensional space, i.e., the volume for a m -dimensional subspace [55]. Since the range of objective values varies among different problems, we report the normalized HV $\bar{H}(\mathcal{P}) = \text{HV}(\mathcal{P}) / \prod_{i=1}^\kappa |r_i^* - z_i|$, where the ideal point $z = (z_1, \dots, z_\kappa)$ satisfies $z_i < \min\{f_i(\pi) \mid \pi \in \mathcal{P}\}$ (or $z_i > \max\{f_i(\pi) \mid \pi \in \mathcal{P}\}$ for maximization), $\forall i \in \{1, \dots, \kappa\}$. All methods share the same r^* and z for a MOCOP, as given in Table 3, and we report the average $\bar{H}(\mathcal{P})$ over all test instances in this paper.

Table 3: Reference points and ideal points.

| Problem | Size | r^* | z |
|---------|------|--------------|----------|
| Bi-TSP | 20 | (20, 20) | (0, 0) |
| | 50 | (35, 35) | (0, 0) |
| | 100 | (65, 65) | (0, 0) |
| | 150 | (85, 85) | (0, 0) |
| | 200 | (115, 115) | (0, 0) |
| Bi-CVRP | 20 | (30, 4) | (0, 0) |
| | 50 | (45, 4) | (0, 0) |
| | 100 | (80, 4) | (0, 0) |
| Bi-KP | 50 | (5, 5) | (30, 30) |
| | 100 | (20, 20) | (50, 50) |
| | 200 | (30, 30) | (75, 75) |
| Tri-TSP | 20 | (20, 20, 20) | (0, 0) |
| | 50 | (35, 35, 35) | (0, 0) |
| | 100 | (65, 65, 65) | (0, 0) |

G Instance Augmentation

To further improve the performance of POCCO at the inference stage, we apply the instance augmentation proposed in [30], which is also used in PMOCO [39]. The rationale of instance augmentation is that an instance of Euclidean VRPs can be transformed into different ones, that share the same optimal solution, e.g., by flipping coordinates for all nodes in an instance. Given a coordinate (x, y) in a VRP, there are eight simple transformations, i.e., $(x', y') = (x, y); (y, x); (x, 1-y); (y, 1-x); (1-x, y); (1-y, x); (1-x, 1-y); (1-y, 1-x)$. In our paper, we adopt these transformations for each objective, respectively. Hence, we could have 8 transformations for Bi-CVRP (since there is only one coordinate for each node), $8^2 = 64$ transformations for Bi-TSP and $8^3 = 512$ transformations for Tri-TSP, respectively.

Table 4: Performance on KroAB Instances

| Method | KroAB100 | | | KroAB150 | | | KroAB200 | | |
|--------------------|---------------|--------|------|---------------|--------|------|---------------|--------|------|
| | HV | Gap | Time | HV | Gap | Time | HV | Gap | Time |
| WS-LKH | 0.7022 | -0.23% | 2.3m | 0.7017 | -0.59% | 4.0m | 0.7430 | -0.83% | 5.6m |
| MOEA/D | 0.6836 | 2.43% | 5.8m | 0.6710 | 3.81% | 7.1m | 0.7106 | 3.57% | 7.3m |
| NSGA-II | 0.6676 | 4.71% | 7.0m | 0.6552 | 6.08% | 7.9m | 0.7011 | 4.86% | 8.4m |
| MOGLS | 0.6817 | 2.70% | 52m | 0.6671 | 4.37% | 1.3h | 0.7083 | 3.88% | 1.6h |
| PPLS/D-C | 0.6785 | 3.15% | 38m | 0.6659 | 4.54% | 1.4h | 0.7100 | 3.65% | 3.8h |
| DRL-MOA | 0.6903 | 1.47% | 10s | 0.6794 | 2.61% | 12s | 0.7185 | 2.50% | 18s |
| MDRL | 0.6881 | 1.78% | 9s | 0.6831 | 2.08% | 11s | 0.7209 | 2.17% | 16s |
| EMNH | 0.6900 | 1.51% | 9s | 0.6832 | 2.06% | 11s | 0.7217 | 2.06% | 16s |
| PMOCO | 0.6878 | 1.83% | 9s | 0.6819 | 2.25% | 12s | 0.7193 | 2.39% | 17s |
| CNH | 0.6947 | 0.84% | 16s | 0.6892 | 1.20% | 19s | 0.7250 | 1.61% | 22s |
| POCCO-C | 0.6965 | 0.59% | 30s | 0.6925 | 0.73% | 40s | 0.7302 | 0.91% | 50s |
| WE-CA | 0.6948 | 0.83% | 9s | 0.6924 | 0.75% | 12s | 0.7317 | 0.71% | 16s |
| POCCO-W | 0.6981 | 0.36% | 20s | 0.6946 | 0.43% | 31s | 0.7345 | 0.33% | 40s |
| MDRL-Aug | 0.6950 | 0.80% | 10s | 0.6890 | 1.23% | 16s | 0.7261 | 1.47% | 25s |
| EMNH-Aug | 0.6958 | 0.69% | 10s | 0.6892 | 1.20% | 16s | 0.7270 | 1.34% | 25s |
| PMOCO-Aug | 0.6937 | 0.98% | 11s | 0.6886 | 1.29% | 18s | 0.7251 | 1.60% | 30s |
| CNH-Aug | 0.6980 | 0.37% | 17s | 0.6938 | 0.54% | 26s | 0.7303 | 0.90% | 37s |
| POCCO-C-Aug | 0.6999 | 0.10% | 32s | 0.6959 | 0.24% | 48s | 0.7334 | 0.47% | 1.1m |
| WE-CA-Aug | 0.6990 | 0.23% | 10s | 0.6957 | 0.27% | 20s | 0.7349 | 0.27% | 31s |
| POCCO-W-Aug | <u>0.7006</u> | 0.00% | 22s | <u>0.6976</u> | 0.00% | 39s | <u>0.7369</u> | 0.00% | 59s |

Table 5: Performance on Bi-TSP150 and Bi-TSP200 Instances

| Method | Bi-TSP150 | | | Bi-TSP200 | | |
|--------------------|---------------|--------|------|---------------|--------|------|
| | HV | Gap | Time | HV | Gap | Time |
| WS-LKH | 0.7149 | -1.23% | 13h | 0.7490 | -1.23% | 22h |
| MOEA/D | 0.6809 | 3.58% | 2.4h | 0.7139 | 3.51% | 2.7h |
| NSGA-II | 0.6659 | 5.71% | 6.8h | 0.7045 | 4.78% | 6.9h |
| MOGLS | 0.6768 | 4.16% | 22h | 0.7114 | 3.85% | 38h |
| PPLS/D-C | 0.6784 | 3.94% | 21h | 0.7106 | 3.96% | 32h |
| DRL-MOA | 0.6901 | 2.28% | 36s | 0.7219 | 2.43% | 1.2m |
| MDRL | 0.6922 | 1.98% | 36s | 0.7251 | 2.00% | 1.1m |
| EMNH | 0.6930 | 1.87% | 37s | 0.7260 | 1.88% | 1.1m |
| PMOCO | 0.6910 | 2.15% | 42s | 0.7231 | 2.27% | 1.3m |
| CNH | 0.6985 | 1.09% | 50s | 0.7292 | 1.45% | 1.4m |
| POCCO-C | 0.7011 | 0.72% | 1.5m | 0.7333 | 0.89% | 2.5m |
| WE-CA | 0.7008 | 0.76% | 45s | 0.7346 | 0.72% | 1.3m |
| POCCO-W | 0.7033 | 0.41% | 1.4m | 0.7371 | 0.38% | 2.4m |
| MDRL-Aug | 0.6976 | 1.22% | 37m | 0.7299 | 1.35% | 1.1h |
| EMNH-Aug | 0.6983 | 1.12% | 39m | 0.7307 | 1.24% | 1.1h |
| PMOCO-Aug | 0.6967 | 1.35% | 40m | 0.7283 | 1.57% | 1.2h |
| CNH-Aug | 0.7025 | 0.52% | 41m | 0.7343 | 0.76% | 1.2h |
| POCCO-C-Aug | 0.7043 | 0.27% | 55m | 0.7366 | 0.45% | 1.5h |
| WE-CA-Aug | 0.7044 | 0.25% | 42m | 0.7381 | 0.24% | 1.2h |
| POCCO-W-Aug | <u>0.7062</u> | 0.00% | 45m | <u>0.7399</u> | 0.00% | 1.4h |

H Detailed Results on Benchmark Instances

The detailed out-of-distribution generalization results are presented in Table 4, further confirming the exceptional generalization ability of our POCCO.

I Experimental Results on the Larger Problem Sizes

The results on Bi-TSP150/200, summarized in Table 5, show that POCCO-W consistently achieves the best generalization performance compared to all neural baselines and classical MOEAs.

J Hyperparameter Study

Effects of the β . Fig.5 shows how the temperature parameter β in the preference learning loss affects performance (HV) across four benchmark tasks. A moderate value of β consistently yields the best results. For the three bi-objective problems (Bi-TSP100, MOCVRP100, Bi-KP100) performance peaks around $\beta = 3.5$; larger or smaller values provide no additional benefit, and in Bi-KP100 an overly large $\beta = 5$ sharply degrades HV. For the tri-objective problem (Tri-TSP100), performance improves up to $\beta = 4.5$ and then declines slightly. Overall, these trends justify the default settings adopted in our experiments: $\beta = 3.5$ for bi-objective tasks and $\beta = 4.5$ for tri-objective tasks.

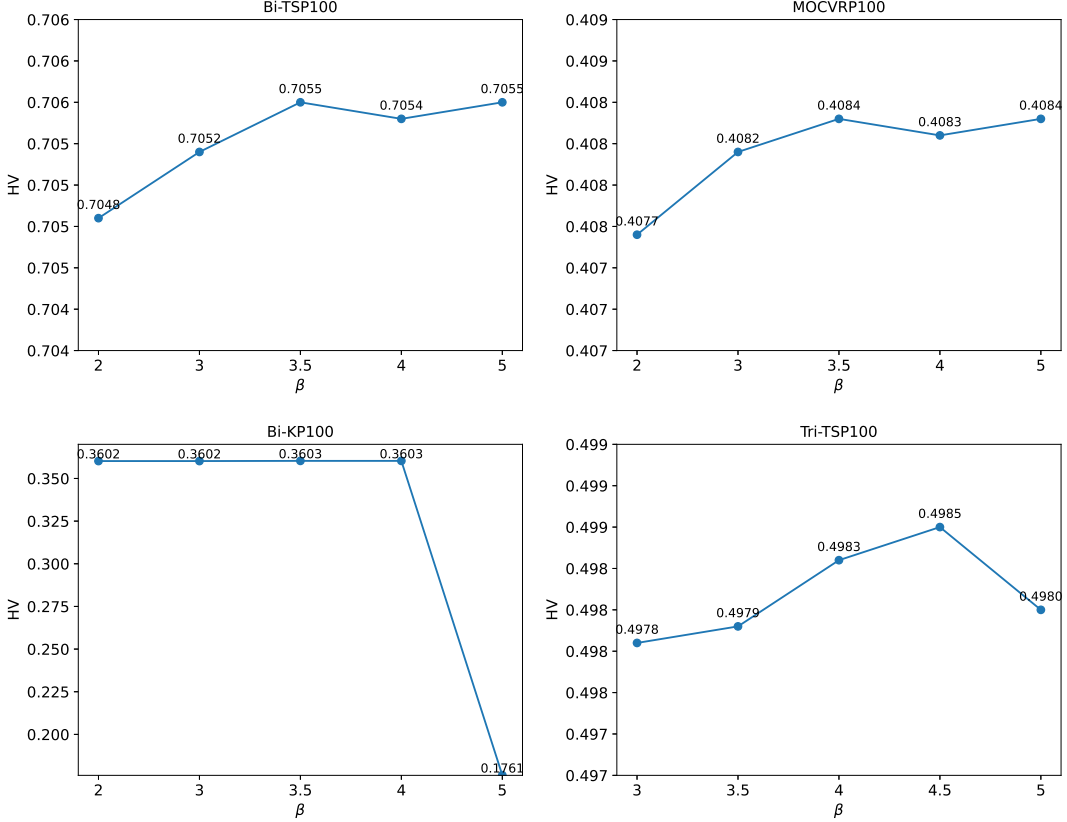


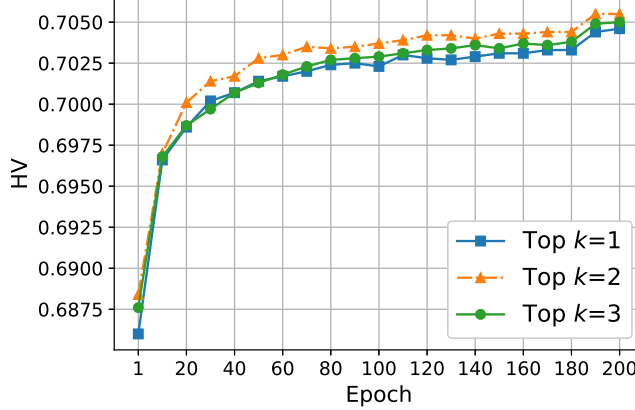
Figure 5: Effects of the β .

Effects of the number of CCO layers. The CCO block sits in the decoder, whose sequence length T grows with problem size. Each additional CCO layer therefore adds a full set of gating and expert computations at every decoding step. Hence, stacking too many CCO layers can inflate runtime disproportionately. Table 6 reports the trade-off. Using two CCO layers yields the highest HV on both Bi-TSP100 and Bi-TSP200, but increases inference time by roughly 60% and 130 %, respectively. A third layer further slows inference while slightly reducing HV. We therefore adopt a single-layer CCO as the default, which preserves most of the performance gain while keeping computation modest. For larger instances or latency-sensitive applications, the one-layer setting offers a favorable balance between solution quality and speed.

Effects of Top k . Fig.6 plots validation HV on Bi-TSP100 for $k \in \{1, 2, 3\}$. Selecting two experts per token ($k=2$) converges fastest and attains the highest final HV. A single expert ($k=1$) limits model capacity, leading to slower early progress and a slightly lower plateau. Choosing three experts ($k=3$) increases computation relative to $k=2$ yet offers no benefit and even marginally reduces HV, likely because the additional expert dilutes specialization and weakens sparsity. We therefore adopt $k=2$ as the default, balancing performance and efficiency.

Table 6: Effects of the number of CCO block layers.

| Method | Bi-TSP100 | | Bi-TSP200 | |
|--------------|-----------|------|-----------|-------|
| | HV | Time | HV | Time |
| POCCO-W | 0.7055 | 36 s | 0.7371 | 2.4 m |
| 2 CCO layers | 0.7058 | 59 s | 0.7379 | 5.6 m |
| 3 CCO layers | 0.7049 | 85 s | 0.7352 | 7.9 m |

Figure 6: Effects of Top k .

K Experimental Results of Scalarized Subproblems

To assess subproblem optimality, we report scalarized objective values for three representative weight vectors $\lambda = (1, 0)$, $(0.5, 0.5)$, $(0, 1)$ on Bi-TSP100 (Table 7). We also compare against single-objective solvers LKH and POMO, each tuned to the corresponding subproblem. Among neural MOCOP methods, POCCO-W attains the smallest optimality gaps across all weight settings. Ablating CCO (POCCO-Aug w/o CCO) increases optimality gaps across all settings, and eliminating preference learning as well (WE-CA-Aug) further degrades performance. Notably, POCCO-W-Aug even outperforms POMO-Aug on the subproblem with $\lambda = (0, 1)$.

Table 7: Performance comparison under different weight settings (ω_1, ω_2) .

| Method | $\lambda = (1, 0)$ | | $\lambda = (0.5, 0.5)$ | | $\lambda = (0, 1)$ | |
|-------------------|--------------------|-------|------------------------|-------|--------------------|-------|
| | Obj | Gap | Obj | Gap | Obj | Gap |
| WS-LKH | 7.7632 | 0.00% | 17.3094 | 0.00% | 7.7413 | 0.00% |
| POMO-Aug | 7.7659 | 0.03% | 17.4421 | 0.77% | 7.7716 | 0.39% |
| WE-CA-Aug | 7.8132 | 0.64% | 17.4994 | 1.10% | 7.7888 | 0.61% |
| POCCO-Aug w/o CCO | 7.7970 | 0.44% | 17.4629 | 0.89% | 7.7772 | 0.46% |
| POCCO-W-Aug | 7.7827 | 0.25% | 17.4460 | 0.79% | 7.7602 | 0.24% |

L Summary of Decomposition-based Neural MOCOP Solvers

Table 8 compares key features of decomposition-based neural MOCOP solvers. POCCO, which establishes new SOTA performance, is a plug-and-play framework that augments any existing solver. It inserts a CCO block that learns a diverse ensemble of policies, adding parameters yet surpassing prior methods. Crucially, each subproblem activates only two experts (one of which may be a parameter-free identity expert), so the extra computational load remains minimal. POCCO also employs a pairwise preference learning approach that further boosts performance without introducing additional parameters.

Table 8: Summary of the decomposition-based neural MOCOP solvers.

| Method | Learning method | Paradigm | #Parameters |
|----------------|----------------------|-------------|-------------|
| DRL-MOA | Transfer learning+RL | one-to-one | 133.37M |
| MDRL | Meta learning+RL | one-to-one | 133.37M |
| EMNH | Meta learning+RL | one-to-one | 133.37M |
| PMOCO | RL | one-to-many | 1.50M |
| CNH | RL | one-to-many | 1.63M |
| POCCO-C | Preference learning | one-to-many | 2.16M |
| WE-CA | RL | one-to-many | 1.47M |
| POCCO-W | Preference learning | one-to-many | 2.00M |

M Broader Impacts

POCCO offers several positive societal impacts. By dynamically routing computation and learning from preference signals, it accelerates multi-objective decision-making in logistics, manufacturing, and energy planning, reducing costly trial-and-error loops and boosting operational efficiency. Its conditional-computation design activates only the required network capacity for each subproblem, cutting FLOP counts and energy consumption relative to dense models of comparable accuracy. Finally, by encouraging exploration and adaptive capacity allocation, POCCO broadens the applicability of neural solvers in complex optimization tasks, advancing both AI and operations research and enabling practitioners to tackle larger, real-world problems with fewer computational resources.

N Licenses for Existing Assets

The used assets in this work are listed in Table 9, which are all open-source for academic research. We will release our source code with the MIT License.

Table 9: Used assets, licenses, and their usage.

| Type | Asset | License | Usage |
|----------|----------------|----------------------------|------------|
| Code | LKH [20] | Available for academic use | Evaluation |
| | DRL-MOA [34] | MIT License | Evaluation |
| | MDRL [68] | MIT License | Evaluation |
| | EMNH [7] | MIT License | Evaluation |
| | CNH [14] | MIT License | Revision |
| | WE-CA [6] | MIT License | Revision |
| Datasets | Chen et al.[6] | MIT License | Evaluation |