

mSTEB: Massively Multilingual Evaluation of LLMs on Speech and Text Tasks

Luel Hagos Beyene^{1*}, Vivek Verma^{2,3*}, Min Ma⁴, Jesujoba O. Alabi⁵, Fabian David Schmidt⁶,
Joyce Nakatumba-Nabende⁷, David Ifeoluwa Adelani^{2,8,9}

¹AIMS RIC Rwanda, ²Mila - Quebec AI Institute, ³Université de Montréal, ⁴Google DeepMind, ⁵Saarland University

⁶University of Würzburg, ⁷Makerere University, ⁸McGill University, ⁹Canada CIFAR AI Chair.

Corresponding email: david.adelani@mila.quebec

Abstract—Large Language models (LLMs) have demonstrated impressive performance on a wide range of tasks, including in multimodal settings such as speech. However, their evaluation is often limited to English and a few high-resource languages. For low-resource languages, there is no standardized evaluation benchmark. In this paper, we address this gap by introducing mSTEB, a new benchmark to evaluate the performance of LLMs on a wide range of tasks covering language identification, text classification, question answering, and translation tasks on both speech and text modalities. We evaluated the performance of leading LLMs such as Gemini 2.0 Flash and GPT-4o (Audio) and state-of-the-art open models such as Qwen 2 Audio and Gemma 3 27B. Our evaluation shows a wide gap in performance between high-resource and low-resource languages, especially for languages spoken in Africa and Americas/Oceania. Our findings show that more investment is needed to address their under-representation in LLMs coverage.

Index Terms—LLMs, AudioLLMs, machine translation, Speech translation, ASR, Topic Classification, QA, and NLI.

I. INTRODUCTION

Recently, Large language models have demonstrated impressive performance on various tasks [1]–[3], including in multimodal settings such as vision and speech [4]–[8]. However, their evaluation is often limited to the English language and a few other high-resource languages, such as Chinese and French. Moreover, many frontier LLMs claim multilingual capabilities but they often fail to disclose the specific languages included in their pre-training data. While extensive evaluations exist for text-based tasks across many languages [9]–[11], comparable assessments for speech-based tasks, particularly those covering hundreds of languages, remain a significant gap.

There has been some progress in expanding speech models evaluation to many tasks, however, they often do not cover LLM evaluations and only focus on a few languages [12]. The tasks with broad language coverage are typically language identification (LID) and automatic speech recognition (ASR), particularly when evaluating speech representation models [13], [14]. In contrast, more recent audio LLMs such as SALMONN [6] and Qwen 2 Audio [4] generally address a wide range of tasks but support only a limited set of languages. Some of these tasks are more challenging than

the usual LID and ASR tasks that are often evaluated for many low-resource languages; they include audio captioning, scene classification, audio question answering, and speech-to-text translation. Therefore, for a more realistic evaluation of LLMs as they become more multilingual, it is important to evaluate them on a wide range of tasks and a diverse set of languages including low-resource languages.

In this paper, we introduce mSTEB—a new benchmark for evaluating LLMs on a diverse set of tasks and languages based on aggregation of existing benchmarks. To ensure that it is massively multilingual, we cover over 100 languages for the speech-based tasks, and more than 200 languages for the text-based tasks. In both modalities, we cover LID, topic classification, translation and reading comprehension based question answering (QA). Additionally, we cover ASR for speech, and natural language inference for text. Our criteria for including an existing dataset is as follows: (1) they must cover at least one language in each of the following regions: Africa, Americas/Oceania, Asia or Europe. (2) they must be human labelled or created i.e. we do not include evaluation datasets that were machine translated and/or post-edited.

Leveraging mSTEB, we evaluated five state-of-the-art LLMs: GPT-4o, GPT-4o AUDIO, GEMINI 2.0 FLASH (for both modalities), QWEN 2 AUDIO, and GEMMA 3 27B. The last two models are open-weight models while the others are proprietary. Our evaluation shows a large performance gap between the open models and proprietary models for both texts and speech tasks, however, the gap is much wider for the speech-based tasks, where QWEN 2 AUDIO is worse on all languages. In contrast, in the text-based evaluations, we found GEMMA 3 27B to be very competitive to the proprietary models on European and East Asian languages (CJK). Furthermore, there is a wide gap for the regions with a lot of low-resource languages such as Africa and Americas/Oceania regions. Our analysis demonstrates large gap in performance for many low-resource languages compared to high-resource languages, which shows that more efforts are needed to address their under-representation in LLMs.

II. RELATED WORK

The landscape of multilingual modeling has shifted from classical representation learning models for text [15]–[17]

*Equal contribution

and speech [18], [19] to the development of LLMs with generative and cross-modal capabilities. In this new paradigm, a plethora of multilingual LLMs have been developed to support either [1], [3], or both modalities [20]. These models are typically trained on large-scale multilingual and multi-modal datasets sourced from the web. In parallel, several multilingual benchmark datasets have been created for both text [9], [21], [22] and speech [23], [24] tasks to evaluate their abilities. Although there has been a growing body of work on the evaluation of multilingual models, these efforts are often limited to a single modality and focus primarily on a small number of tasks and languages [25]. As models continue to scale in both linguistic and multimodal coverage, it becomes increasingly important to evaluate and understand their progress—comparing them to specialized baselines and analyzing performance across different-language families and geographic regions. The current evaluation landscape thus reveals a significant opportunity for a benchmark that (1) comprehensively covers both speech and text modalities and make comparable analysis on the similar tasks using different modalities of input, (2) encompasses a diverse range of tasks relevant to modern LLM capabilities for both modalities, and (3) provides extensive language coverage, particularly for low-resource languages. MSTEB is designed to address these gaps by providing a unified platform to evaluate LLMs across over 100 languages for speech tasks and over 200 for text tasks, including LID, topic classification, QA, and translation, thereby offering a more holistic view of their multilingual and multimodal prowess.

III. MSTEB BENCHMARK

We introduce MSTEB—a **multilingual Speech and Text Evaluation Benchmark** covering five speech-based tasks and five text-based tasks. For the *Speech-based* tasks, we cover LID, topic classification, reading comprehension QA (RC-QA), speech-to-text translation (S2TT) and ASR. While for the *Text-based* tasks, we cover LID, topic classification, RC-QA, machine translation (MT) and natural language inference (NLI). All benchmarks are based on either Flores-200 [21] or Fleurs [23] that are massively multilingual with additional annotations, except for NLI that we manually curated from HuggingFace datasets. We briefly describe the datasets below:

Global NLI is a *new text-based benchmark* we created based on the aggregation of existing NLI datasets that are publicly available. We combined several datasets consisting of 59 languages with a strong requirement that they are human-curated data either human translated from existing corpora such as the English MNLI [26] or created manually for the language. The datasets we combined are the following: XNLI [27], AfriXNLI [28] (African languages), IndicXNLI [29] (Indian languages), AmericasNLI [30], XNLI-ca [31] (Catalan), myXNLI [32] (Malaysian), IndoNLI [33] (Indonesia), JNLI [34] (Japanese), InferBR [35], sick_pl [36] (Polish), JamPatoisNLI [37] (Jamaican Patois), KLUE [38] (Korean), RoNLI [39] (Romanian). For more fair comparison across languages, GLOBAL NLI dataset consists of a test set of

600 samples for each language. For all languages except Romanian, they have an equal number of entailment, neutral, and contradiction labels in validation and test sets. We also strive for equal representation of sentences from the 10 genres in the XNLI dataset. This was possible for 33 languages out of 59 coming from XNLI, AfriXNLI, IndicXNLI, XNLI-ca, and myXNLI datasets where we have the same premise and hypothesis across different languages.

Flores-200 is a *text-based* benchmark that was introduced by [21] and is an extension of the original Flores-101 [40] dataset that covers 204 languages. It consists of sentences obtained from English Wikipedia articles, that have been professionally translated into 203 languages. We evaluate on the public *devtest* set that consists of 1012 samples per language. We use this for the **machine translation (MT, en-xx and xx-en)** and the **LID** tasks.

SIB-200 is a *text-based* benchmark introduced by [9] for **topic classification (TC)** task. It was created by manually annotating the English portion of the Flores-200 [21] dataset, and then extending the annotation to the remaining 203 languages. Each sentence is classified into one of seven topics of classification: *science/technology*, *travel*, *politics*, *sports*, *health*, *entertainment*, and *geography*. We evaluate on the *test* set that consists of 204 samples per language.

Belebele is a *text-based* benchmark introduced by [22] for multi-choice **(RC-QA)** for 122 languages. The data was created by asking annotators to create questions based on sentences in Flores, arranged back in document/paragraph level. Each of the questions is also accompanied by four multiple-choice answers. We evaluate on the public *test* set that consists of 900 samples per language.

Fleurs is a *speech-based* benchmark that was introduced by [23], and it is a massively multilingual dataset covering 102 languages. It was extended from Flores-101 [40] to include audio recordings of the human translated sentences. Each sentence was recorded by up to three participants. We leverage this dataset for the **LID**, **ASR** and **S2TT** tasks (xx-en).

Fleurs-SLU is a *speech-based* benchmark that was recently introduced by [24] by automatically aligning Fleurs audio utterances with SIB-200 for **TC** and Belebele for *multi-choice RC-QA* tasks. The resulting datasets are known as SIB-Fleurs and Belebele-Fleurs respectively.

Table I provides a summary of all the tasks, datasets and the number of samples per language included in MSTEB.

IV. EXPERIMENTAL SETUP

Baseline models: For each of the task, we evaluate the performance of an existing supervised model, if available. When there is no training data, we make use of cross-lingual transfer results as the baseline by fine-tuning on English training data, and evaluating on the remaining languages. For the *speech-based tasks*, we make use of MMS-LID-2048 (trained on 2048 languages) [41] for LID, SEAMLESSM4T v2 [42] for the ASR and S2TT tasks, and for the TC and RC-QA, we make use of the baseline from Fleurs-SLU paper [24] which is based on a cascaded approach—where audio utterances are first

TABLE I: Evaluation Data Statistics for mSTEB

Task	Dataset	#(Total Utts)	#(Lang)	Per. Lang. Size
Speech Tasks				
LID	Fleurs	77810	102	41–1041
TC	SIB-Fleurs	39270	102	18–527
RC	Belebele	65232	92	81–900
S2TT (xx→en)	Fleurs	77163	101	41–1041
S2TT (en→xx)	Fleurs	65347	101	647
ASR	Fleurs	77810	101	41–1041
Text Tasks				
LID	Flores-200	206448	204	1012
TC	SIB-200	41820	205	204
RC	Belebele	109800	122	900
MT	Flores-200	206448	204	1012
NLI	Global NLI	35400	59	600

transcribed by an ASR/S2TT model (SEAMLESS, followed by an evaluation on a text classifier (similar to *Translate-Test*).² Similarly, for the *text-based* tasks, we evaluate GLOTLID [43] trained on over 2,000 languages on LID, NLLB-3.3B [21] on machine translation, Translate-Train³ based on XLM-V [44] for RC-QA, and cross-lingual transfer of English model to other non-English languages for TC and NLI. For the TC, we make use of the NLLB-LLM2Vec encoder [45]—a model that stacks the encoder part of NLLB with the LLaMa-3 8B [46] decoder model to create an impressive multilingual sentence transformer model, based on LLM2Vec [47], while for NLI, we leveraged mDeBERTaV3 [48]. For both TC, RC-QA, we make use of the English training data provided by the authors of the dataset, while for NLI, we fine-tuned the English MNLI [49] dataset.

LLMs evaluated: We perform zero-shot evaluation on two popular open-weight models: QWEN 2 AUDIO [4] (speech) and GEMMA 3 27B [50] (text). Additionally, we evaluate proprietary models: GPT-4o (text), GEMINI 2.0 FLASH (text & speech), and GPT-4o AUDIO (speech). For all text-based tasks, except LID, we get the best prompt to use for evaluation from AfroBench [51]. AfroBench tested three to five prompts for TC RC-QA, MT, and NLI on up to 55 languages. Given that we are working with over 200 languages and considering times and costs of operation, we chose the single best performing prompt for each task and run each task only once based on AfroBench recommendation. For LID, we kept a similar prompt across speech and text, changing a few words to identify the modality. For all languages, we provided the prompt in English, as this has been shown to work well for LLMs [52]. The prompts used are provided in Table II.

Evaluation tools and hardware requirements: We used Open API for the GPT-4o and Google Cloud API for Gemini-2.0 Flash models, to prompt and receive responses. For Gemma 3 27B, we used two NVIDIA L40S 48GB GPUs and served it via vLLM [53] for faster inference. However, for

²This involves machine (or speech) translating test set from another language to English, followed by evaluating an English-only model.

³English training data machine translated to other languages, then combined together for fine-tuning the base model

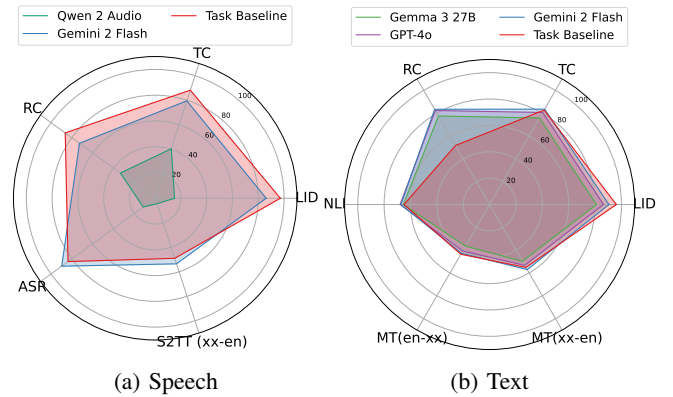


Fig. 1: Average results by tasks. For the ASR, we reported “100 − CER” value.

the QWEN 2 AUDIO, we used two NVIDIA GeForce RTX 3090 GPUs for LID and topic classification, and Quadro RTX 6000 and a Tesla V100S-PCIE-32GB for speech translation, RC-QA, and ASR.

Evaluation metric: We make use of accuracy metric for all classification tasks, Character-Error-Rate (CER) for the ASR, and ChrF++ [54] for MT and S2TT. We chose to use character-level metrics as they have been shown to be more reliable when evaluating diverse set of languages [55] and better correlates with human judgment [56]. We provide other metrics such as BLEU and WER in the supplementary material.

Group by regions: We categorize different languages into eight specific geographical regions reflecting the resource level between regions based on SIB-200 [9]. The languages are grouped into: Africa, Americas, Europe (W, S, N), Europe (E), Asia (W, C), Asia (S), Asia (SE), Asia (E), and Oceania; where W–“West”, C–“Central”, S–“South”, E–“East”, and N–“North”. We combined Americas and Oceania to form Americas/Oceania since the languages there are mostly the indigenous or Aboriginal languages.

V. RESULTS AND DISCUSSIONS

A. Overall Results

1) Results by Task: Figure 1 shows the result of various LLMs and the best result obtained from a task-specific model (i.e. *Task Baseline*). For the **speech tasks**, we find that for classification tasks (i.e. LID, TC, and RC-QA), our result shows that the task baseline achieved much better result, for example, the MMS-LID accuracy is more than +10 points better than the best LLM (GEMINI 2.0 FLASH). Similarly, for TC and RC-QA, the performance gap is more than +8 and +13 points respectively. Overall, we saw a wide performance gap between QWEN 2 AUDIO and GEMINI 2.0 FLASH which clearly shows that the former only covers a few languages. For more challenging tasks such as ASR and S2TT, surprisingly, we found GEMINI 2.0 FLASH to be better than SEAMLESSM4T v2, one of the SOTA task-specific baseline for both tasks. This result shows that GEMINI 2.0 FLASH

TABLE II: **Prompts used for LLM evaluation.** For tasks in both modalities, we simply replace *audio* in prompt by *text*

Task	Prompt
ASR	You are an assistant specialized in transcribing speech. Please generate an accurate transcript of the {language} audio provided below. Return only the transcription, no other text.
LID	You are an assistant specialized in identifying spoken languages. Please identify the language in the audio clip below. Return only the name of the language, no other text. ¹
S2TT	xx-en: You are a translation expert. Listen to the following audio in {source_language} and translate it to English. Return only the translated sentence.
TC	You are an assistant able to classify topics in audios. \n\nGiven the categories Science/Technology, Travel, Politics, Sports, Health, Entertainment, or Geography; what is the topic of the {language} statement below? Return only the category, no other text.
RC	P: {flores_passage}\nQ: {question}\nA: {mc_answer1}\nB: {mc_answer2}\nC: {mc_answer3}\nD: {mc_answer4}\nPlease choose the correct answer from the options above:
MT	xx-en: You are a translation expert. Translate the following {source} sentences to English \n{source} sentence: {source_column}\n{target} sentence: . Return only the translated sentence.
NLI	Given the following premise and hypothesis in {language}, identify if the premise entails, contradicts, or is neutral towards the hypothesis. Please respond with exact 'entailment', 'contradiction', or 'neutral'. \n\nPremise: {premise} \nHypothesis: {hypothesis}

TABLE III: **Overall Speech-based Evaluation results by region.** We used Qwen 2 7B (Qwen), Gemini-2-Flash (Gemini) and GPT-4o-Audio (12/24). Average(micro) for classification tasks left blank as they have different languages to classify.

Region	LID (ACC \uparrow)			TOPIC CLASS. (ACC \uparrow)			RC-QA (ACC \uparrow)		ASR (CER \downarrow)			S2TT (CHRF++ \uparrow)		AVE. (CLASS. TASKS)	
	Qwen	GPT-4o	Gemini	Qwen	GPT-4o	Gemini	Qwen	Gemini	Qwen	GPT-4o	Gemini	Qwen	Gemini	Qwen	Gemini
Africa	0.0	56.6	68.5	28.2	55.3	68.5	26.3	55.5	83.9	60.1	18.0	13.2	37.6	18.2	64.2
Americas/Oceania	0.3	98.1	96.7	15.2	66.9	44.7	27.1	50.9	146.2	31.7	19.5	11.9	27.2	14.2	64.1
Asia (S)	4.5	91.8	97.5	32.8	79.8	83.0	30.3	71.5	113.7	35.1	7.7	16.0	58.3	22.5	84.0
Asia (SE)	10.5	88.8	91.0	33.0	76.0	82.3	31.4	75.8	97.8	35.0	7.3	16.0	57.8	24.9	83.0
Asia (W, C)	21.7	80.2	88.0	28.4	79.1	82.1	30.1	74.7	111.7	27.2	6.7	15.6	55.5	26.7	81.6
Asia (E)	59.2	90.5	98.1	58.7	80.5	83.5	43.5	77.3	48.2	23.2	13.9	34.0	52.8	53.8	86.3
Europe (W, N, S)	28.6	86.1	84.5	54.5	84.0	82.1	41.6	81.7	62.6	12.4	7.3	29.6	58.3	41.5	82.8
Europe (E)	11.8	90.4	94.1	53.6	85.6	84.9	36.6	82.1	98.2	12.0	9.9	23.9	62.2	34.0	87.0
Average (macro)	17.1	85.3	89.8	38.0	75.9	76.4	33.4	71.2	95.3	29.6	11.3	20.0	51.2	29.5	79.1
Average (micro)	15.8	81.2	86.1	40.4	76.0	79.5	33.3	72.6	88.4	30.1	10.3	20.5	53.5		

TABLE IV: **Overall Text-based Evaluation results by region.** We used Gemma 3 27B (Gemma), Gemini-2-Flash (Gemini) and GPT-4o (08/24). Average(micro) for classification tasks left blank as they have different languages to classify.

Region	LID (ACC \uparrow)			TOPIC CLASS. (ACC \uparrow)			RC-QA (ACC \uparrow)			NLI (ACC \uparrow)			MACHINE TRANSL. (CHRF++ \uparrow)			AVE. (CLASS. TASKS)		
	Gemma	GPT-4o	Gemini	Gemma	GPT-4o	Gemini	Gemma	GPT-4o	Gemini	Gemma	GPT-4o	Gemini	Gemma	GPT-4o	Gemini	Gemma	GPT-4o	Gemini
Africa	62.9	69.6	80.0	59.9	69.6	74.9	60.6	70.2	77.0	58.4	61.8	64.2	34.8/24.0	41.0/30.5	46.2/32.0	60.4	67.8	74.0
Americas/Oceania	79.2	99.6	99.5	69.5	80.5	82.9	62.3	78.2	80.7	46.1	49.1	46.8	41.2/32.4	49.0/40.8	52.6/42.9	64.3	76.9	77.5
Asia (S)	78.2	83.2	87.2	81.5	82.1	86.7	78.6	83.0	84.7	71.1	72.4	71.4	51.9/33.3	54.2/34.2	59.6/39.2	77.4	80.2	82.5
Asia (SE)	76.2	82.0	86.6	75.8	80.9	84.5	75.5	76.3	81.7	76.2	77.7	75.4	48.4/35.1	51.8/38.5	57.6/42.1	75.9	79.2	82.1
Asia (W, C)	99.3	99.2	99.5	85.3	86.8	87.7	83.3	87.0	87.5	75.0	77.2	75.2	56.5/38.8	58.6/44.3	60.8/45.9	85.7	87.6	87.5
Asia (E)	99.7	100.0	99.8	85.0	87.2	86.7	87.7	90.2	85.9	75.2	81.2	76.6	54.5/29.7	56.3/33.7	57.4/32.8	86.9	89.6	87.2
Europe (W, N, S)	94.2	98.4	97.9	85.1	87.5	88.2	90.3	92.6	87.2	82.7	84.8	83.6	62.9/52.7	64.9/56.5	66.2/56.9	88.1	90.8	89.2
Europe (E)	90.0	95.7	97.8	85.0	87.5	88.0	89.2	92.8	86.2	77.0	75.8	75.7	60.3/48.5	62.4/49.2	63.9/51.1	85.3	88.0	86.9
Average (macro)	85.0	91.0	93.5	78.4	82.8	85.0	78.4	83.8	83.9	70.2	72.5	71.1	51.3/36.8	54.8/41	58/42.9	78.0	82.5	83.4
Average (micro)	81.0	86.4	90.5	75.8	80.6	83.5	77.5	82.3	83.4	65.4	67.9	67.3	49.7/36.4	53.3/40.7	57/42.7			

should be preferred for these speech tasks especially for low-resource languages rather than their task-specific variants. For the **text-based tasks**, the finding is different, we find that the gap in performance between an open weight model such as GEMMA 3 27B and GEMINI 2.0 FLASH or GPT-4O is much smaller. Similarly, the performance of task baselines are also very similar to those of the LLMs on almost all tasks except for LID and RC-QA. For LID, task baselines (GlotLID) is better by +5 points accuracy when compared to GEMINI 2.0 FLASH, while for RC-QA, all LLMs are significantly better than task baseline based on Translate-TRAIN (on XLM-V) with over +17 points.

2) *Results by Region:* Table III and IV shows the result across eight different *geographical groups*. For the **speech tasks**, we find that the *African* and the *Americas/Oceania* region achieved the worst result across all the covered regions probably because most of the low-resource languages are concentrated there. While QWEN 2 AUDIO model achieved the worst results among the LLMs we evaluated, we find that its performance is slightly better for Asia (E) and Europe (W, N, S) which may reflect where most of the models pre-training data are coming from. For example on ASR and S2TT, it achieved less than 50 CER and more than 30 ChrF on East Asia region. GEMINI 2.0 FLASH on the other hand had less

than 15 CER for all regions except *Americas/Oceania* and *Africa*. However, GPT-4O was worse than GEMINI 2.0 FLASH across all regions we tested, it only achieved less than 15 CER for the European regions. The worst performance of GPT-4O is also for African languages at 60.1 CER. We observe similar trend for S2TT where GEMINI 2.0 FLASH achieved more than 50 ChrF++ on all regions except the *Americas/Oceania* and *African* regions. For *classification tasks*, GEMINI 2.0 FLASH had over 70 accuracy points on TC and RC-QA except for the African and Americas region; however, for the LID, the most language confusion is for the African region. For the **text-based tasks**, the findings are similar across regions, but most regions have high performance except the African region. While we observe the Americas region also has high performance across tasks including MT, this is not true for NLI where it achieved the lowest (46.8), more than -17 points behind Africa. One potential reason is that large evaluation datasets such as Flores and SIB-200 only cover few Americas/Oceania languages (about 5, including two Creole languages), however AmericasNLI has more truly low-resource languages (e.g. Otomi and Wixarika in Mexico), which provides more realistic resource-level and performance of Americas languages.

3) *Results by Language Family*: In Table V, we show the performance by language family comparing tasks that are covered in both speech and text modalities. We cover four tasks: LID, TC, RC-QA, and translation (MT & S2TT) in the *xx-en* direction, and excluded languages not covered in both modalities. Thus, more than 90 languages from the text modality are missing.

Text-based tasks achieve overall higher performance: In general, performance on texts is higher than performance on speech for same tasks. This implies that current LLMs are better on texts than speech, which implies that more investment in developing better audio LLMs are needed. On the LID task, several language families especially those that use a different script have perfect accuracy score using GEMINI 2.0 FLASH, however, we noticed some mis-classifications for the spoken utterances. Similar trend is observed for TC and RC-QA classification tasks; on TC, all language families except *Nilotic* achieved more than 80 accuracy point. Also, for the translation tasks, several language families achieved impressive ChrF++ of 60 points and above in *xx-en* direction while only one language family (Uralic) achieved up to 60 ChrF++ in speech translation.

Language families in Africa achieved the lowest performance: For both text and speech modalities, the language families with the lowest performance are: *Atlantic-Congo*, *Nilotic*, and *Afro-Asiatic*, many or all of the languages in the first two language families are often categorized as low-resourced according to Joshi’s classification [57] and are only located in Africa. This confirms our findings in **Sec. V-A2**. Apart from having low performance, the gap in performance is also quite wide. For example, the average ChrF++ for S2TT in *Nilotic* and *Atlantic-Congo* is -36.5 and -25.9 lower when compared to Indo-European languages. Similarly, for RC-QA,

TABLE V: Gemini-2.0-Flash results across all Language Families and Modalities for similar Sets of Tasks

Lang. Family	SPEECH				TEXT			
	LID <i>acc</i>	TC <i>acc</i>	RC <i>acc</i>	S2TT <i>ChrF++</i>	LID <i>acc</i>	TC <i>acc</i>	RC <i>acc</i>	MT <i>ChrF++</i>
Indo-European	86.7	82.9	78.4	59.1	99.4	88.3	87.8	65.2
Atlantic-Congo	63.6	65.9	52.4	33.2	92.4	80.7	73.4	51
Afro-Asiatic	95	76.4	66.9	49.4	100	86.1	84.6	62.7
Austronesian	89.1	76.7	73	56.6	98.4	87.4	88.4	65.3
Turkic	92	83.5	74.7	54.9	99.8	87.2	87.7	58.9
Sino-Tibetan	96.8	81.9	75	48	99.8	86.6	86.7	56.6
Nilotic	49.6	55.6	40	22.6	99.2	74	58	39.9
Dravidian	99.6	81.9	70.5	58	100	87.3	84.6	62.1
Tai-Kadai	86.1	82.5	74.4	56.6	100	87	83.8	61.2
Uralic	99	84.3	80.9	61.3	100	88.1	73.5	63.1
Austroasiatic	100	81.3	75.1	54.4	100	88.2	87.9	60.8
Japonic	100	84.3	78.5	54.5	100	89.2	87.8	56
Koreanic	100	84.5	83	57.4	100	85.3	82.7	58.3
Mongolic-Khitian	100	83	72	51.9	100	84.8	85.1	58.5
Kartvelian	99.9	83.5	76.9	55.2	100	88.2	88.6	57.2
Average (\uparrow)	90.5	79.2	71.4	51.5	98.5	86.7	84.6	61.6

the performance of Indo-European is 78.4 while *Atlantic-Congo*, *Nilotic*, and *Afro-Asiatic* achieved -36.5 , -25.9 , and -25.9 respectively.

In addition to the language families in Africa, we find other language families for text modalities that often achieve lower performance. A few language families are in the Americas region such as Quechuan and Aymaran. Similarly, there are Austroasiatic languages in the South-East Asia such as Khmer and Santali. This findings highlight that the importance of scaling LLMs to more languages in the Africa, South-East Asia and Americas/Oceania regions.

B. Detailed analysis of task specific results

a) *LID*: As shown in the Table I and II, GEMINI 2.0 FLASH performed better than GPT-4O and GEMMA 3 27B, in both textual and speech language identification tasks, especially in African, Southern and Southeastern Asian languages. For text LID, the rankings of most challenging language groups to classify are: Africa > Southeastern Asia > Southern Asia > Americas/Oceania > Most European languages, while the Eastern, Western and Central Asian languages seems easy to be distinguished with nearly perfect accuracy.

In Figure 2, we plot the confusion matrix between for the three audio LLMs across regions. For languages with wrong prediction, but the predicted language is still in the same region, we labelled them as *Same region*, while the predicted languages not covered in the Fleurs dataset, we assigned *Others*. As observed, QWEN 2 AUDIO tended to mis-classify languages of various other regions into Asian languages, and confused many European languages with African languages. GPT-4O AUDIO and GEMINI 2.0 FLASH models significantly perform better, even when misclassification occurred, it usually happened within the same geographical regions. For example, in the *Africa* region with the lowest performance, 22.4% languages were predicted incorrectly but within the same region for GPT-4O AUDIO, while GEMINI 2.0 FLASH did better with a 15% error rate for same region

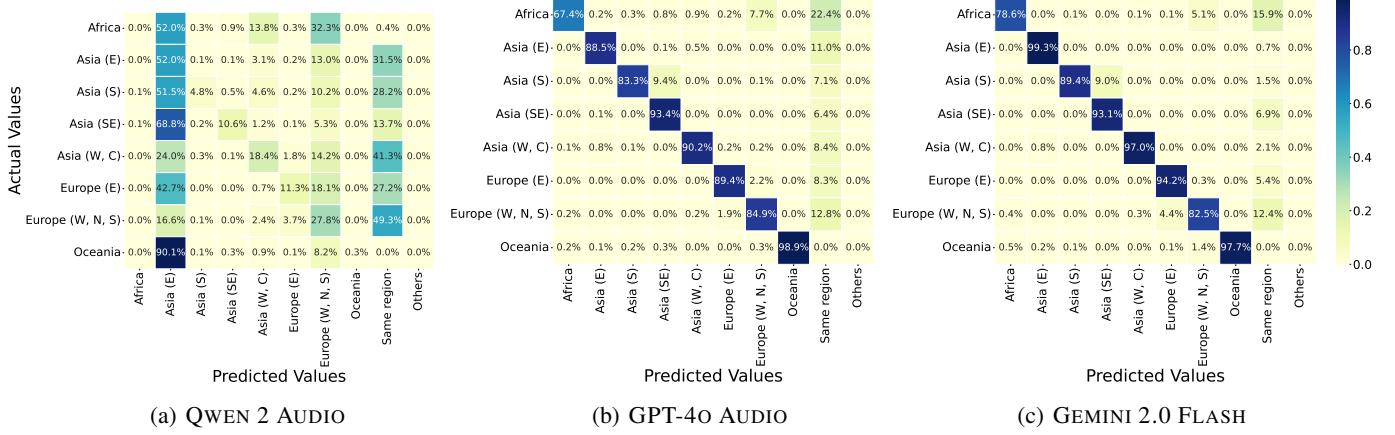


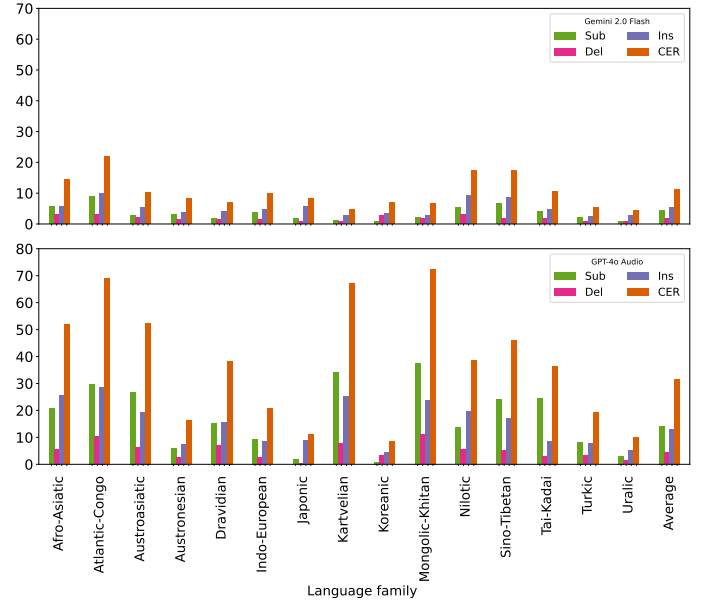
Fig. 2: Confusion matrix for LID task per system, where the predictions over 102 languages had been aggregated into corresponding regions for visualization.

mis-classification. Next to Africa is *Europe (W, N, S)*, where the most language confusion is either in the same region or with Eastern European languages. On a closer look on the least performant *Europe (W, N, S)* languages, *Occitan* and *Asturian* have the least performance with less than 20% accuracy points on GPT-4O AUDIO and GEMINI 2.0 FLASH, followed by luxembourgish achieving around 40% on both proprietary models. Individual differences also exist, we find GEMINI 2.0 FLASH struggles more with *Irish* at 66.5% and *Bosnian* at 12.3% while GPT-4O AUDIO struggles with *Bosnian* at 68.9% and *Galician* at 76.1%.

b) ASR: On the task of ASR, GEMINI 2.0 FLASH substantially outperformed QWEN 2 AUDIO and GPT-4O AUDIO, except in Eastern Asian languages. We list the full WER numbers per language in the supplement material. For detailed error types, we show them in Figure 3, aggregated by language families. Substitution and insertion errors constitute the primary ASR error patterns for both GPT-4O AUDIO and GEMINI 2.0 FLASH. The models diverge in their principal error types, with GEMINI 2.0 FLASH prone to more insertions and GPT-4O AUDIO to more substitutions. The highest incidence of insertion errors for GEMINI 2.0 FLASH occurred in the Atlantic-Congo, Mongolic-Khitian, and Nilotic language families. For GPT-4O AUDIO, substitution errors were most common in the Mongolic-Khitian, Kartvelian, and Atlantic-Congo families. In terms of strengths, GEMINI 2.0 FLASH performed best with Kartvelian, Uralic, and Turkic languages. GPT-4O AUDIO, despite a high CER in Kartvelian, showed strong performance in Koreanic, Japonic, and Uralic. Both models, however, faced significant challenges with the Afro-Asiatic and Atlantic-Congo languages.

c) NLI: The Global NLI dataset has the highest representation of Americas/Oceania amongst all the other datasets that we evaluated, with 11 out of the 59 languages being from this region. This is due to the Americas NLI dataset [30] and only 3 languages of this region are present in the other text-based tasks. On this task, GPT-4O performs the best overall and in most regions. Americas/Oceania is the region with the lowest

Fig. 3: Fine-grained error analysis for proprietary LLMs



performance in this task. We see a performance gap of -35 points between Americas/Oceania (49.1%) and *Europe (W, N, S)* (84.8%), which is larger than that present in other tasks. The NLI results show that many Americas/Oceanian languages are less covered by many LLMs, although only few multilingual datasets includes these indigenous languages. More efforts are needed to expand benchmarks for this region of languages.

VI. CONCLUSION

In this paper, we introduced MSTEB—a new massively multilingual benchmark covering five tasks in each of text and speech modalities across more than 200 languages. We evaluate the performance of two open weight models and three proprietary models on these tasks. Our findings show a wide gap in performance between open models and proprietary models for the speech modality while in the text modality, the

gap is very small. Similarly, we find multimodal LLMs to be better than their task specific baselines on more challenging speech tasks such as ASR and S2TT. Finally, we find that the languages with the lowest performance in both modalities are from the regions of Africa and Americas/Oceania. We hope our findings will encourage more investment in the development of multimodal LLMs for these regions.

ACKNOWLEDGMENT

This research was supported by the Google grant via Mila. We would also like to thank Google Cloud for the GCP credits Award through the Gemma 2 Academic Program, and OpenAI for providing us access for providing API credits through their Researcher Access API Program.

REFERENCES

- [1] OpenAI, J. Achiam, S. Adler, S. Agarwal, L. Ahmad, I. Akkaya, F. L. Aleman, D. Almeida, J. Altenschmidt, S. Altman, and et al., “Gpt-4 technical report,” 2023. [Online]. Available: <https://api.semanticscholar.org/CorpusID:257532815>
- [2] DeepSeek-AI, D. Guo, D. Yang, H. Zhang, J.-M. Song, R. Zhang, R. Xu, Q. Zhu, S. Ma, P. Wang, X. Bi, X. Zhang, and et al., “Deepseek-r1: Incentivizing reasoning capability in llms via reinforcement learning,” *ArXiv*, vol. abs/2501.12948, 2025. [Online]. Available: <https://api.semanticscholar.org/CorpusID:275789950>
- [3] A. Dubey, A. Jauhri, A. Pandey, A. Kadian, A. Al-Dahle, A. Letman, A. Mathur, A. Schelten, A. Yang, A. Fan, A. Goyal, A. S. Hartshorn, and et al., “The llama 3 herd of models,” *ArXiv*, vol. abs/2407.21783, 2024. [Online]. Available: <https://api.semanticscholar.org/CorpusID:271571434>
- [4] Y. Chu, J. Xu, X. Zhou, Q. Yang, S. Zhang, Z. Yan, C. Zhou, and J. Zhou, “Qwen-audio: Advancing universal audio understanding via unified large-scale audio-language models,” *arXiv preprint arXiv:2311.07919*, 2023.
- [5] G. Team, P. Georgiev, V. I. Lei, R. Burnell, L. Bai, A. Gulati, G. Tanzer, D. Vincent, Z. Pan, S. Wang et al., “Gemini 1.5: Unlocking multimodal understanding across millions of tokens of context,” *arXiv preprint arXiv:2403.05530*, 2024.
- [6] C. Tang, W. Yu, G. Sun, X. Chen, T. Tan, W. Li, L. Lu, M. Zejun, and C. Zhang, “Salmonn: Towards generic hearing abilities for large language models,” in *The Twelfth International Conference on Learning Representations*.
- [7] H. Liu, C. Li, Q. Wu, and Y. J. Lee, “Visual instruction tuning,” *ArXiv*, vol. abs/2304.08485, 2023. [Online]. Available: <https://api.semanticscholar.org/CorpusID:258179774>
- [8] X. Yue, Y. Song, A. Asai, S. Kim, J. de Dieu Nyandwi, S. Khanuja, A. Kantharuban, L. Sutawika, S. Ramamoorthy, and G. Neubig, “Pangea: A fully open multilingual multimodal llm for 39 languages,” *ArXiv*, vol. abs/2410.16153, 2024. [Online]. Available: <https://api.semanticscholar.org/CorpusID:273507992>
- [9] D. I. Adelani, H. Liu, X. Shen, N. Vassilyev, J. O. Alabi, Y. Mao, H. Gao, and E.-S. A. Lee, “SIB-200: A simple, inclusive, and big evaluation dataset for topic classification in 200+ languages and dialects,” in *EACL*. St. Julian’s, Malta: Association for Computational Linguistics, Mar. 2024, pp. 226–245. [Online]. Available: <https://aclanthology.org/2024.eacl-long.14/>
- [10] N. Robinson, P. Ogayo, D. R. Mortensen, and G. Neubig, “Chatgpt mt: Competitive for high-(but not low-) resource languages,” in *WMT*, 2023, pp. 392–418.
- [11] S. Ahuja, D. Aggarwal, V. Gumma, I. Watts, A. Sathe, M. Ochieng, R. Hada, P. Jain, M. Ahmed, K. Bali et al., “Megaverse: Benchmarking large language models across languages, modalities, models and tasks,” in *NAACL*, 2024, pp. 2598–2637.
- [12] S. Arora, A. Pasad, C.-M. Chien, J. Han, R. Sharma, J.-w. Jung, H. Dharmyal, W. Chen, S. Shon, H.-Y. Lee et al., “On the evaluation of speech foundation models for spoken language understanding,” in *Findings of the Association for Computational Linguistics ACL 2024*, 2024, pp. 11 923–11 938.
- [13] W. Chen, W. Zhang, Y. Peng, X. Li, J. Tian, J. Shi, X. Chang, S. Maiti, K. Livescu, and S. Watanabe, “Towards robust speech representation learning for thousands of languages,” in *EMNLP*, 2024, pp. 10 205–10 224.
- [14] J. Shi, S.-H. Wang, W. Chen, M. Bartelds, V. Bannihatti Kumar, J. Tian, X. Chang, D. Jurafsky, K. Livescu, H.-y. Lee et al., “Ml-superb 2.0: Benchmarking multilingual speech models across modeling constraints, languages, and datasets,” in *Proc. Interspeech 2024*, 2024, pp. 1230–1234.
- [15] A. Conneau, K. Khandelwal, N. Goyal, V. Chaudhary, G. Wenzek, F. Guzmán, E. Grave, M. Ott, L. Zettlemoyer, and V. Stoyanov, “Unsupervised cross-lingual representation learning at scale,” in *ACL*. Online: Association for Computational Linguistics, Jul. 2020, pp. 8440–8451. [Online]. Available: <https://aclanthology.org/2020.acl-main.747/>
- [16] P. He, X. Liu, J. Gao, and W. Chen, “Deberta: Decoding-enhanced bert with disentangled attention,” in *International Conference on Learning Representations*, 2021. [Online]. Available: <https://openreview.net/forum?id=XPZiaotusD>
- [17] L. Xue, N. Constant, A. Roberts, M. Kale, R. Al-Rfou, A. Siddhant, A. Barua, and C. Raffel, “mT5: A massively multilingual pre-trained text-to-text transformer,” in *NAACL*. Online: Association for Computational Linguistics, Jun. 2021, pp. 483–498. [Online]. Available: <https://aclanthology.org/2021.naacl-main.41/>
- [18] A. Babu, C. Wang, A. Tjandra, K. Lakhotia, Q. Xu, N. Goyal, K. Singh, P. von Platen, Y. Saraf, J. Pino, A. Baevski, A. Conneau, and M. Auli, “Xls-r: Self-supervised cross-lingual speech representation learning at scale,” in *Interspeech 2022*, 2022, pp. 2278–2282.
- [19] W. Chen, W. Zhang, Y. Peng, X. Li, J. Tian, J. Shi, X. Chang, S. Maiti, K. Livescu, and S. Watanabe, “Towards robust speech representation learning for thousands of languages,” in *EMNLP*. Miami, Florida, USA: Association for Computational Linguistics, Nov. 2024, pp. 10 205–10 224. [Online]. Available: <https://aclanthology.org/2024.emnlp-main.570/>
- [20] T. A. Nguyen, B. Muller, B. Yu, M. R. Costa-jussa, M. Elbayad, S. Popuri, C. Ropers, P.-A. Duquenne, R. Algayres, R. Mavlyutov, I. Gat, M. Williamson, G. Synnaeve, J. Pino, B. Sagot, and E. Dupoux, “SpiRit-LM: Interleaved spoken and written language model,” *TACL*, vol. 13, pp. 30–52, 2025. [Online]. Available: <https://aclanthology.org/2025.tacl-1.2/>
- [21] N. Team, M. R. Costa-jussà, J. Cross, O. Çelebi, M. Elbayad, K. Heffernan, and et al., “No language left behind: Scaling human-centered machine translation,” 2022. [Online]. Available: <https://arxiv.org/abs/2207.04672>
- [22] L. Bandarkar, D. Liang, B. Muller, M. Artetxe, S. N. Shukla, D. Husa, N. Goyal, A. Krishnan, L. Zettlemoyer, and M. Khabza, “The belebele benchmark: a parallel reading comprehension dataset in 122 language variants,” in *ACL*. Association for Computational Linguistics, 2024, p. 749–775. [Online]. Available: <http://dx.doi.org/10.18653/v1/2024.acl-long.44>
- [23] A. Conneau, M. Ma, S. Khanuja, Y. Zhang, V. Axelrod, S. Dalmia, J. Riesa, C. Rivera, and A. Bapna, “Fleurs: Few-shot learning evaluation of universal representations of speech,” 2022 *IEEE Spoken Language Technology Workshop (SLT)*, pp. 798–805, 2022. [Online]. Available: <https://api.semanticscholar.org/CorpusID:249062909>
- [24] F. D. Schmidt, I. Vulić, G. Glavač, and D. I. Adelani, “Fleurs-slu: A massively multilingual benchmark for spoken language understanding,” *ArXiv*, vol. abs/2501.06117, 2025. [Online]. Available: <https://api.semanticscholar.org/CorpusID:275458371>
- [25] L. Keller and G. Glavač, “Speechtaxi: On multilingual semantic speech classification,” in *ICASSP 2025-2025 IEEE International Conference on Acoustics, Speech and Signal Processing (ICASSP)*. IEEE, 2025, pp. 1–5.
- [26] A. Williams, N. Nangia, and S. Bowman, “A broad-coverage challenge corpus for sentence understanding through inference,” in *NAACL*, 2018, pp. 1112–1122.
- [27] A. Conneau, R. Rinott, G. Lample, A. Williams, S. Bowman, H. Schwenk, and V. Stoyanov, “XNLI: Evaluating cross-lingual sentence representations,” in *EMNLP*. Brussels, Belgium: Association for Computational Linguistics, Oct.-Nov. 2018, pp. 2475–2485. [Online]. Available: <https://aclanthology.org/D18-1269/>
- [28] D. I. Adelani, J. Ojo, I. A. Azime, J. Y. Zhuang, J. O. Alabi, X. He, M. Ochieng, S. Hooker, and et al., “IrokoBench: A new benchmark for african languages in the age of large language models,” 2025. [Online]. Available: <https://arxiv.org/abs/2406.03368>

- [29] D. Aggarwal, V. Gupta, and A. Kunchukuttan, "IndicXNLI: Evaluating multilingual inference for Indian languages," in *EMNLP*. Abu Dhabi, United Arab Emirates: Association for Computational Linguistics, Dec. 2022, pp. 10994–11006. [Online]. Available: <https://aclanthology.org/2022.emnlp-main.755/>
- [30] A. Ebrahimi, M. Mager, A. Oncevay, V. Chaudhary, L. Chiruzzo, A. Fan, J. Ortega, R. Ramos, A. Rios, I. V. Meza Ruiz, G. Giménez-Lugo, E. Mager, G. Neubig, A. Palmer, R. Coto-Solano, T. Vu, and K. Kann, "AmericasNLI: Evaluating zero-shot natural language understanding of pretrained multilingual models in truly low-resource languages," in *ACL*. Dublin, Ireland: Association for Computational Linguistics, May 2022, pp. 6279–6299. [Online]. Available: <https://aclanthology.org/2022.acl-long.435/>
- [31] A. Gonzalez-Agirre, M. Marimon, C. Rodriguez-Penagos, J. Aula-Blasco, I. Baucells, C. Armentano-Oller, J. Palomar-Giner, B. Kulebi, and M. Villegas, "Building a data infrastructure for a mid-resource language: The case of Catalan," in *LREC-COLING 2024*. Torino, Italia: ELRA and ICCL, May 2024, pp. 2556–2566. [Online]. Available: <https://aclanthology.org/2024.lrec-main.231>
- [32] H. Lovenia, R. Mahendra, S. M. Akbar, L. J. V. Miranda, J. Santoso, E. Aco, A. Fadhilah, J. Mansurov, J. M. Imperial, and et al., "SEACrowd: A multilingual multimodal data hub and benchmark suite for Southeast Asian languages," in *EMNLP*. Miami, Florida, USA: Association for Computational Linguistics, Nov. 2024, pp. 5155–5203. [Online]. Available: <https://aclanthology.org/2024.emnlp-main.296/>
- [33] R. Mahendra, A. F. Aji, S. Louvan, F. Rahman, and C. Vania, "IndoNLI: A natural language inference dataset for Indonesian," in *EMNLP*. Online and Punta Cana, Dominican Republic: Association for Computational Linguistics, Nov. 2021, pp. 10511–10527. [Online]. Available: <https://aclanthology.org/2021.emnlp-main.821>
- [34] K. Kurihara, D. Kawahara, and T. Shibata, "JGLUE: Japanese general language understanding evaluation," in *LREC*. Marseille, France: European Language Resources Association, Jun. 2022, pp. 2957–2966. [Online]. Available: <https://aclanthology.org/2022.lrec-main.793/>
- [35] L. Bencke, F. V. Pereira, M. K. Santos, and V. Moreira, "InferBR: A natural language inference dataset in Portuguese," in *LREC-COLING 2024*. Torino, Italia: ELRA and ICCL, May 2024, pp. 9050–9060. [Online]. Available: <https://aclanthology.org/2024.lrec-main.9060/>
- [36] S. Dadas, M. Perełkiewicz, and R. Poświata, "Evaluation of sentence representations in Polish," in *LREC*. Marseille, France: European Language Resources Association, May 2020, pp. 1674–1680. [Online]. Available: <https://aclanthology.org/2020.lrec-1.207>
- [37] R. Armstrong, J. Hewitt, and C. D. Manning, "Jampatoisnli: A jamaican patois natural language inference dataset," *CoRR*, vol. abs/2212.03419, 2022. [Online]. Available: <https://doi.org/10.48550/arXiv.2212.03419>
- [38] S. Park, J. Moon, S. Kim, W. I. Cho, J. Han, J. Park, C. Song, J. Kim, and et al., "Klue: Korean language understanding evaluation," 2021.
- [39] E. G. Poesina, C. Caragea, and R. T. Ionescu, "A Novel Cartography-Based Curriculum Learning Method Applied on RoNLI: The First Romanian Natural Language Inference Corpus," in *ACL*. Association for Computational Linguistics, 2024.
- [40] N. Goyal, C. Gao, V. Chaudhary, P.-J. Chen, G. Wenzek, D. Ju, S. Krishnan, M. Ranzato, F. Guzmán, and A. Fan, "The flores-101 evaluation benchmark for low-resource and multilingual machine translation," *TACL*, vol. 10, pp. 522–538, 2022.
- [41] V. Pratap, A. Tjandra, B. Shi, P. Tomasello, A. Babu, S. Kundu, A. Elkahky, Z. Ni, A. Vyas, M. Fazel-Zarandi et al., "Scaling speech technology to 1,000+ languages," *Journal of Machine Learning Research*, vol. 25, no. 97, pp. 1–52, 2024.
- [42] L. Barrault, Y.-A. Chung, M. C. Meglioli, D. Dale, N. Dong, P.-A. Duquenne, H. Elsahar, H. Gong, K. Heffernan, J. Hoffman, and S. C. Team, "Joint speech and text machine translation for up to 100 languages," *Nature*, vol. 637, no. 8046, pp. 587–593, Jan 2025. [Online]. Available: <https://doi.org/10.1038/s41586-024-08359-z>
- [43] A. H. Kargaran, A. Imani, F. Yvon, and H. Schuetze, "GlotLID: Language identification for low-resource languages," in *Findings of ACL: EMNLP 2023*. Singapore: Association for Computational Linguistics, Dec. 2023, pp. 6155–6218. [Online]. Available: <https://aclanthology.org/2023.findings-emnlp.410/>
- [44] D. Liang, H. Gonen, Y. Mao, R. Hou, N. Goyal, M. Ghazvininejad, L. Zettlemoyer, and M. Khabsa, "XLM-V: Overcoming the vocabulary bottleneck in multilingual masked language models," in *EMNLP*. Singapore: Association for Computational Linguistics, Dec. 2023, pp. 13 142–13 152. [Online]. Available: <https://aclanthology.org/2023.emnlp-main.813/>
- [45] F. Schmidt, P. Borchert, I. Vulić, and G. Glavaš, "Self-distillation for model stacking unlocks cross-lingual nlu in 200+ languages," in *Findings of ACL: EMNLP 2024*, 2024, pp. 6724–6743.
- [46] A. Grattafiori, A. Dubey, A. Jauhri, A. Pandey, A. Kadian, A. Al-Dahle, A. Letman, A. Mathur, A. Schelten, A. Vaughan et al., "The llama 3 herd of models," *arXiv preprint arXiv:2407.21783*, 2024.
- [47] P. BehnamGhader, V. Adlakha, M. Mosbach, D. Bahdanau, N. Chapados, and S. Reddy, "LLM2vec: Large language models are secretly powerful text encoders," in *First Conference on Language Modeling*, 2024. [Online]. Available: <https://openreview.net/forum?id=IW1PR7vEBf>
- [48] P. He, J. Gao, and W. Chen, "DeBERTav3: Improving deBERTa using ELECTRA-style pre-training with gradient-disentangled embedding sharing," in *The Eleventh International Conference on Learning Representations*, 2023. [Online]. Available: <https://openreview.net/forum?id=sE7-XhLxHA>
- [49] A. Williams, N. Nangia, and S. Bowman, "A broad-coverage challenge corpus for sentence understanding through inference," in *NAACL*. New Orleans, Louisiana: Association for Computational Linguistics, Jun. 2018, pp. 1112–1122. [Online]. Available: <https://aclanthology.org/N18-1101/>
- [50] G. Team, A. Kamath, J. Ferret, S. Pathak, N. Vieillard, R. Merhej, S. Perrin, T. Matejovicova, A. Ramé, M. Rivière et al., "Gemma 3 technical report," *arXiv preprint arXiv:2503.19786*, 2025.
- [51] J. Ojo, O. Ogundepo, A. Oladipo, K. Ogueji, J. Lin, P. Stenertorp, and D. I. Adelani, "Afrobench: How good are large language models on african languages?" 2025. [Online]. Available: <https://arxiv.org/abs/2311.07978>
- [52] X. V. Lin, T. Mihaylov, M. Artetxe, T. Wang, S. Chen, D. Simig, M. Ott, N. Goyal, S. Bhosale, J. Du, R. Pasunuru, S. Shleifer, P. S. Koura, V. Chaudhary, B. O'Horo, J. Wang, L. Zettlemoyer, Z. Kozareva, M. T. Diab, V. Stoyanov, and X. Li, "Few-shot learning with multilingual language models," *CoRR*, vol. abs/2112.10668, 2021. [Online]. Available: <https://arxiv.org/abs/2112.10668>
- [53] W. Kwon, Z. Li, S. Zhuang, Y. Sheng, L. Zheng, C. H. Yu, J. E. Gonzalez, H. Zhang, and I. Stoica, "Efficient memory management for large language model serving with pagedattention," in *Proceedings of the ACM SIGOPS 29th Symposium on Operating Systems Principles*, 2023.
- [54] M. Popović, "chrF++: words helping character n-grams," in *WMT*, O. Bojar, C. Buck, R. Chatterjee, C. Federmann, Y. Graham, B. Haddow, M. Huck, A. J. Yepes, P. Koehn, and J. Kreutzer, Eds. Copenhagen, Denmark: Association for Computational Linguistics, Sep. 2017, pp. 612–618. [Online]. Available: <https://aclanthology.org/W17-4770/>
- [55] S. Kudugunta, I. Caswell, B. Zhang, X. Garcia, D. Xin, A. Kusupati, R. Stella, A. Bapna, and O. Firat, "Madlad-400: A multilingual and document-level large audited dataset," *Advances in Neural Information Processing Systems*, vol. 36, pp. 67 284–67 296, 2023.
- [56] M. Freitag, N. Mathur, D. Deutsch, C.-K. Lo, E. Avramidis, R. Rei, B. Thompson, F. Blain, T. Kocmi, J. Wang, D. I. Adelani, M. Buchicchio, C. Zerva, and A. Lavie, "Are LLMs breaking MT metrics? results of the WMT24 metrics shared task," in *WMT*. Miami, Florida, USA: Association for Computational Linguistics, Nov. 2024, pp. 47–81. [Online]. Available: <https://aclanthology.org/2024.wmt-1.2/>
- [57] P. Joshi, S. Santy, A. Budhiraja, K. Bali, and M. Choudhury, "The state and fate of linguistic diversity and inclusion in the NLP world," in *ACL*. Online: Association for Computational Linguistics, Jul. 2020, pp. 6282–6293. [Online]. Available: <https://aclanthology.org/2020.acl-main.560/>