

# DeepVideo-R1: Video Reinforcement Fine-Tuning via Difficulty-aware Regressive GRPO

Jinyoung Park<sup>1\*</sup> Jeehye Na<sup>1\*</sup> Jinyoung Kim<sup>2</sup> Hyunwoo J. Kim<sup>1†</sup>

<sup>1</sup>Korea Advanced Institute of Science and Technology, <sup>2</sup>Korea University  
 {jinyoung.park, jeehyena, hyunwoojkim}@kaist.ac.kr  
 k012100@korea.ac.kr

<https://github.com/mlvlab/DeepVideoR1>

## Abstract

Recent works have demonstrated the effectiveness of reinforcement learning (RL)-based post-training for enhancing the reasoning capabilities of large language models (LLMs). In particular, Group Relative Policy Optimization (GRPO) has shown impressive success using a PPO-style reinforcement algorithm with group-normalized rewards. However, the effectiveness of GRPO in Video Large Language Models (VideoLLMs) has still been less studied. In this paper, we explore GRPO and identify two problems that deteriorate the effective learning: (1) reliance on safeguards, and (2) vanishing advantage. To mitigate these challenges, we propose **DeepVideo-R1**, a video large language model trained with **Reg-GRPO (Regressive GRPO)** and difficulty-aware data augmentation. Reg-GRPO reformulates the GRPO loss function into a regression task that directly predicts the advantage in GRPO, eliminating the need for safeguards such as the clipping and min functions. It directly aligns the model with advantages, providing guidance to prefer better ones. The difficulty-aware data augmentation strategy augments input prompts/videos to locate the difficulty of samples at solvable difficulty levels, enabling diverse reward signals. Our experimental results show that our approach significantly improves video reasoning performance across multiple benchmarks.

## 1 Introduction

Large Language Models (LLMs) [1–4] have demonstrated remarkable abilities in understanding, reasoning, and generating text across diverse domains. Their success stems from next-token prediction over vast corpora, which enables the emergence of complex reasoning patterns and world knowledge. Building on this progress, recent research has extended LLMs into the video domain, giving rise to Video Large Language Models (VideoLLMs) [5–9]. These models aim to unify video understanding and language generation, enabling capabilities such as temporal event reasoning, video question answering, and video-to-text summarization.

Despite their rapid evolution, current VideoLLMs still struggle with complex reasoning tasks, where models require temporal, spatial, and semantic understanding over video sequences. Since standard supervised fine-tuning fits the instruction data rather than reasoning, it is limited to improve the reasoning capabilities. To address it, reinforcement learning (RL)-based post-training [10, 11] has emerged as a compelling paradigm. RL provides a mechanism to optimize models beyond likelihood objectives, aligning them with reward signals that encode human preference or task-specific success. In recent, Group Relative Policy Optimization (GRPO) [12, 13] has shown promise by using group-based advantages and relative preference signals to enhance reasoning capabilities.

\*Work was done at Korea University.

†corresponding author.

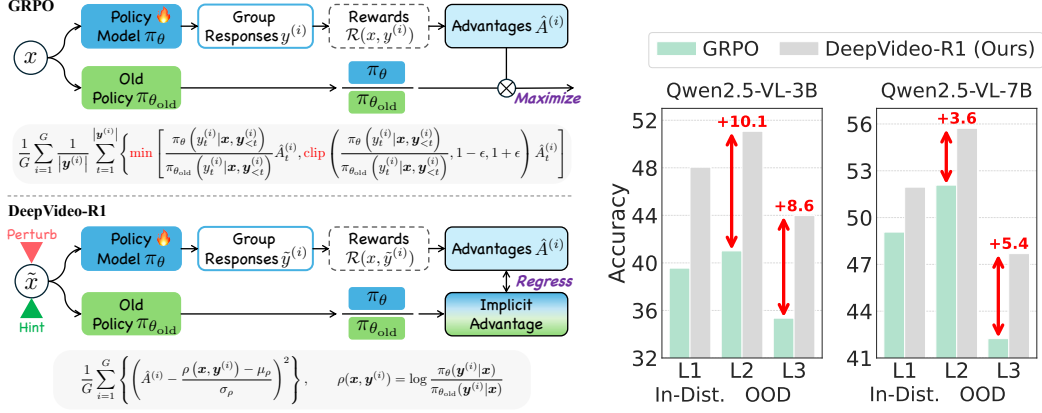


Figure 1: **DeepVideo-R1 significantly improves the reasoning capabilities of VideoLLMs.** Our VideoLLM, DeepVideo-R1, is trained to explicitly predict the advantage  $\hat{A}^{(i)}$  through Regressive GRPO loss. Notably, model training becomes significantly effective and achieves a 10.1 performance improvement compared to GRPO.

While GRPO has achieved strong results in text-based tasks, its application to VideoLLMs remains underexplored. In this work, we investigate the application of GRPO to VideoLLMs and identify two key limitations that hinder effective training: (1) the reliance on stabilizers such as the minimum and clipping operations, which often suppress gradients and impede convergence, and (2) the vanishing advantage problem, where extremely easy or difficult samples yield zero advantages, which removes the training signal.

To overcome these limitations, we propose **DeepVideo-R1**, a video large language model trained with two key innovations: *Regressive GRPO* (Reg-GRPO) and *difficulty-aware data augmentation*. Reg-GRPO reformulates the GRPO objective as a regression problem that directly predicts group-based advantage values. This simple yet effective reformulation enables direct alignment between model outputs and the advantage values, eliminating the need for stabilizers while ensuring stable convergence. We also introduce a difficulty-aware augmentation that dynamically adjusts the difficulty of video-text inputs. For easy samples, we perturb the video content to inject uncertainty; for hard samples, we provide auxiliary reasoning cues. This strategy diversifies the reward landscape, mitigating the vanishing advantage problem and promoting balanced learning across difficulty levels.

Our experimental results show the effectiveness of DeepVideo-R1 on multiple challenging video reasoning benchmarks such as SEED-Bench-R1, LongVideoBench, and NExTGQA, demonstrating superior performance over existing recent video LLMs such as Qwen2.5-VL [7] (Figure 1). Notably, our model achieves consistent improvements on both in-distribution and out-of-distribution tasks, indicating robust generalization capabilities. These results underscore the benefits of combining a regression-based RL objective with data augmentation for training large-scale multimodal reasoning models.

Our main contributions are listed as:

- We introduce **Reg-GRPO**, a novel optimization scheme that casts GRPO as a regression task over group-based advantage values, eliminating heuristic stabilizers such as clipping and min operations, and mitigating the vanishing gradient issue.
- We develop a **difficulty-aware augmentation** framework that modulates video-text inputs with adaptive difficulty scaling, video cue injection, and noise perturbation to generate richer and more effective reward signals.
- We propose **DeepVideo-R1**, a video large language model, trained with two key innovations: Regressive GRPO (Reg-GRPO) and difficulty-aware data augmentation. Our experimental results demonstrate that DeepVideo-R1 significantly improves the reason capabilities of VideoLLMs on complex video reasoning tasks.

## 2 Related works

**Video Large Language Models (VideoLLMs).** Large Language Models (LLMs) [14–16] have exhibited strong generalization and reasoning capabilities across a wide range of domains, including knowledge-intensive tasks [17–20], mathematical reasoning [12, 21], and scientific domain [22–24]. With the strong reasoning abilities of LLMs, Video Large Language Models (Video LLMs) have extend the reasoning capabilities of LLMs to dynamic video domains, achieving notable performance on various tasks [25–28], such as video question-answering [7–9, 29–31] and video captioning [32–34], through a comprehensive understanding of video content. Despite their impressive performance, Video LLMs exhibit limited performance on long video inputs or fine-grained video understanding tasks which require detailed spatial-temporal reasoning within videos [35–37]. Most existing methods primarily emphasize video perception or short-context understanding, often relying on static supervised fine-tuning objectives that fail to capture reasoning dynamics. To address these challenges, we leverage a reinforcement learning-based fine-tuning approach to improve the reasoning and generalization capabilities of VideoLLMs

**RL-based fine-tuning.** Multiple works [12, 13, 38–41] have significantly improved the reasoning capabilities of LLMs through reinforcement learning (RL) such as DPO [42] and RLHF [43]. Recently, the variation of RL-based fine-tuning [44, 45] has emerged and explored the potential of direct reward regression loss derived from the RL objective. A key development in this direction is Group Relative Policy Optimization (GRPO), an RL algorithm proposed in [12], which computes group-wise normalized rewards to stabilize RL training and enhance efficiency. Intuited by it, several approaches have demonstrated substantial improvements in the reasoning abilities of MLLMs across various image [46–53] and video tasks [54–59]. While existing approaches [55, 57, 56] have primarily focused on defining appropriate reward functions for each visual task, some concurrent works [51, 52] focus on the problem during GRPO training to enhance the model’s reasoning capabilities. In this work, we propose a learning algorithm that directly regresses the advantage instead of simply increasing the likelihood of high-advantage responses. Additionally, we design a difficulty-aware data augmentation to provide diverse and dense learning signals.

## 3 Methods

In this section, we present a video large language model named DeepVideo-R1, which is trained with Regressive GRPO (Reg-GRPO) and difficulty-aware data augmentation for effective video context reasoning. We first introduce post-training methods for VideoLLMs, such as proximal policy optimization and group-relative policy optimization (GRPO), and discuss the limitations of GRPO: *reliance on heuristic safeguards* and *vanishing advantage*. Then, we propose Reg-GRPO, which improves the RL-based GRPO approach by transforming it into a simpler yet more effective regression loss, eliminating heuristic safeguards such as the min and clipping functions with a hyperparameter. Finally, we present a novel difficulty-aware data augmentation, which alleviates the vanishing advantage problem by modulating the difficulty of samples.

### 3.1 RL-based Fine-Tuning

**Proximal Policy Optimization (PPO) [60]** is one of the widely used actor-critic RL algorithms to fine-tune (video) large language models. For example, RLHF [61] applies PPO algorithm. Given the input sample  $\mathbf{x}$ , PPO optimizes the model  $\pi_\theta$  with the following objective:

$$\mathcal{L}_{\text{PPO}}(\theta) = -\mathbb{E}_{\mathbf{x}, \mathbf{y} \sim \pi_{\theta_{\text{old}}}(\cdot|\mathbf{x})} \left[ \frac{1}{|\mathbf{y}|} \sum_{t=1}^{|\mathbf{y}|} \min \left[ \frac{\pi_\theta(y_t|\mathbf{x}, \mathbf{y}_{<t})}{\pi_{\theta_{\text{old}}}(y_t|\mathbf{x}, \mathbf{y}_{<t})} A_t, \text{clip} \left( \frac{\pi_\theta(y_t|\mathbf{x}, \mathbf{y}_{<t})}{\pi_{\theta_{\text{old}}}(y_t|\mathbf{x}, \mathbf{y}_{<t})}, 1 - \epsilon, 1 + \epsilon \right) A_t \right] \right], \quad (1)$$

where  $\mathbf{y}$  is sampled from the policy model  $\pi_\theta$ ,  $\epsilon$  is a hyperparameter,  $\pi_{\theta_{\text{old}}}$  is the old model and the advantage  $A_t$  is calculated with generalized advantage estimation (GAE) [62] using rewards and a trained value function  $V_\psi$ . Although PPO algorithm well aligns human preference with the policy model outputs, it requires a substantial memory and computational costs since the value function is generally another model of comparable policy model outputs.

**Group Relative Policy Optimization (GRPO) [12]** addresses the problem of PPO [60] by approximating the learnable value function with the average reward of multiple sampled outputs. Concretely, given an input sample  $\mathbf{x}$ , the model samples multiple output sequences  $\{\mathbf{y}^{(i)}\}_{i=1}^G$  from the old policy model  $\pi_{\theta_{\text{old}}}$  and then trains the policy model  $\pi_{\theta}$  with the following objective:

$$\mathcal{L}_{\text{GRPO}}(\theta) = \mathbb{E}_{\mathbf{x}, \{\mathbf{y}^{(i)}\}_{i=1}^G \sim \pi_{\theta_{\text{old}}}(\cdot|\mathbf{x})} \left[ \frac{1}{|\mathbf{y}^{(i)}|} \sum_{t=1}^{|\mathbf{y}^{(i)}|} \left\{ \min \left[ \frac{\pi_{\theta}(\mathbf{y}_t^{(i)}|\mathbf{x}, \mathbf{y}_{<t}^{(i)})}{\pi_{\theta_{\text{old}}}(\mathbf{y}_t^{(i)}|\mathbf{x}, \mathbf{y}_{<t}^{(i)})} \hat{A}_t^{(i)}, \text{clip} \left( \frac{\pi_{\theta}(\mathbf{y}_t^{(i)}|\mathbf{x}, \mathbf{y}_{<t}^{(i)})}{\pi_{\theta_{\text{old}}}(\mathbf{y}_t^{(i)}|\mathbf{x}, \mathbf{y}_{<t}^{(i)})}, 1 - \epsilon, 1 + \epsilon \right) \hat{A}_t^{(i)} \right] - \beta \mathcal{D}_{\text{KL}}[\pi_{\theta}||\pi_{\text{ref}}] \right\} \right] \quad (2)$$

where  $\beta$  corresponds to a hyperparameter and  $\mathcal{D}_{\text{KL}}$  is the KL-divergence. Here,  $\hat{A}^{(i)}$  is advantage calculated based on the relative reward within the group, which is formulated as  $\hat{A}^{(i)} = \frac{\mathcal{R}(\mathbf{x}, \mathbf{y}^{(i)}) - \mu_r}{\sigma_r}$  where  $\mu_r, \sigma_r$  denotes the average and standard deviation values of a set of rewards in the group, respectively. Although GRPO has shown its success, GRPO has two limitations that hinder the effective model optimization: *reliance on heuristic constraints* and *vanishing advantage* problems.

**Reliance on safeguards.** GRPO optimizes the model with safeguards implemented using the min and clipping functions to avoid extreme changes in the model. However, the PPO-style clipping function induces textbfzero gradient for the sample where the value of  $\pi_{\theta}(\mathbf{y}|\mathbf{x})$  is too different from the value of  $\pi_{\theta_{\text{old}}}(\mathbf{y}|\mathbf{x})$ . It cannot promise the model  $\pi_{\theta}(\mathbf{y}|\mathbf{x})$  to stay close to  $\pi_{\theta_{\text{ref}}}$  if the model is already far from  $\pi_{\theta_{\text{ref}}}(\mathbf{y}|\mathbf{x})$  [63]. Similarly, GRPO also suffers from this phenomenon due to the PPO-style hard constraints, and it deteriorates the effective model training. The analysis in [64] also shows that an upper clipping threshold restricts the probability increase of ‘exploration’ token. This indicates that the safeguards in GRPO negatively influence model optimization.

**Vanishing advantage problem.** The vanishing advantage problem [53] indicates that the advantage of each sample within the group becomes zero, when the rewards of outputs in the group are equal. It is problematic since the model cannot receive any signals from the training sample where the advantage is zero for every response. In particular, we observe that this issue often arises when training samples are either too easy or too difficult to the current model. The training samples with the extreme difficulty level show worse performance than the training samples with the moderate difficulty level.

### 3.2 Regressive GRPO

Here, we present a **Reg-GRPO (Regressive Group Relative Policy Optimization)**, which reformulates GRPO into the regression task, removing safeguards such as the min and clipping functions. This reformulation enables the model to directly predict the advantages, resulting in improved alignment of the model with the preference. Following existing RL-based works [65, 66, 42, 45], the Reg-GRPO loss function is derived from the RL objective that maximizes the expected reward with the KL constraints between  $\pi_{\theta}$  and  $\pi_{\theta_{\text{old}}}$ .

**RL objective.** The objective of our reinforcement learning algorithm for each iteration is to maximize rewards while preventing  $\pi_{\theta}$  from making excessive changes relative to  $\pi_{\theta_{\text{old}}}$ :

$$\pi_{\theta}^* = \arg \max_{\pi_{\theta}} \mathbb{E}_{\mathbf{x}, \mathbf{y} \sim \pi_{\theta}(\cdot|\mathbf{x})} \mathcal{R}(\mathbf{x}, \mathbf{y}) - \lambda \mathbb{E}_{\mathbf{x}} [\mathbb{D}_{\text{KL}}(\pi_{\theta}(\cdot|\mathbf{x})||\pi_{\theta_{\text{old}}}(\cdot|\mathbf{x}))], \quad (3)$$

where  $\lambda$  is the hyperparameter that adjusts the strength of the KL-divergence. Following prior works [42, 45], the closed-form solution to the above equation (Eq. (3)) can be obtained by minimum relative entropy problem:

$$\pi_{\theta}^*(\mathbf{y}|\mathbf{x}) = \frac{1}{Z(\mathbf{x})} \pi_{\theta_{\text{old}}}(\mathbf{y}|\mathbf{x}) \exp \left( \frac{1}{\lambda} \mathcal{R}(\mathbf{x}, \mathbf{y}) \right), \forall \mathbf{x}, \mathbf{y} \quad (4)$$

where  $Z(\mathbf{x}) = \sum_{\mathbf{y}} \pi_{\theta_{\text{old}}}(\mathbf{y}|\mathbf{x}) \exp \left( \frac{1}{\lambda} \mathcal{R}(\mathbf{x}, \mathbf{y}) \right)$  is a partition function. However, since calculating the partition function  $Z(\mathbf{x})$  is expensive, it is hard to obtain  $\pi_{\theta}^*$  exactly.

**Reg-GRPO Loss.** To address these issues, we propose **Reg-GRPO (Regressive GRPO)** loss, which learns the policy model to regress the advantage  $\hat{A}^{(i)}$  using the reparameterization, removing the normalization term  $Z(\mathbf{x})$ . Specifically, the advantage for the  $i$ -th sample is defined as

$$\hat{A}^{(i)} = \frac{\mathcal{R}(\mathbf{x}, \mathbf{y}^{(i)}) - \mu_r}{\sigma_r}, \quad (5)$$

where  $\mu_r, \sigma_r$  denote the average and standard deviation values of a set of rewards in the group, respectively. We can also rewrite Eq. (4) to express the reward  $\mathcal{R}(\mathbf{x}, \mathbf{y})$  in terms of the optimal model  $\pi_\theta^*$ , which can be formulated as

$$\mathcal{R}(\mathbf{x}, \mathbf{y}) = \lambda \cdot \left( \log Z(\mathbf{x}) + \log \left( \frac{\pi_\theta^*(\mathbf{y}|\mathbf{x})}{\pi_{\theta_{\text{old}}}(\mathbf{y}|\mathbf{x})} \right) \right) \quad \forall \mathbf{x}, \mathbf{y}. \quad (6)$$

Since the reward can be expressed through the optimal policy  $\pi_\theta^*$  (Eq. (6)), the advantage can be equivalently written as  $\hat{A}^{(i)} = \frac{\rho^*(\mathbf{x}, \mathbf{y}^{(i)}) - \mu_{\rho^*}}{\sigma_{\rho^*}}$ , where  $\rho^*(\mathbf{x}, \mathbf{y})$  is defined as  $\rho^*(\mathbf{x}, \mathbf{y}) = \log \frac{\pi_\theta^*(\mathbf{y}|\mathbf{x})}{\pi_{\theta_{\text{old}}}(\mathbf{y}|\mathbf{x})}$  and  $\mu_{\rho^*}, \sigma_{\rho^*}$  denote mean and standard deviation of  $\{\rho^*(\mathbf{x}, \mathbf{y}^{(i)})\}_{i=1}^G$ , respectively. Interestingly, we can see that  $Z(\mathbf{x})$  is naturally removed during the reformulation.

Building on this insight, we define the predictive advantage, which estimates the advantage calculated by normalizing rewards within a group of samples, using the current policy  $\pi_\theta$  as

$$\hat{A}_\theta^{(i)} = \frac{\rho(\mathbf{x}, \mathbf{y}^{(i)}) - \mu_\rho}{\sigma_\rho}, \quad \rho(\mathbf{x}, \mathbf{y}) = \log \frac{\pi_\theta(\mathbf{y}|\mathbf{x})}{\pi_{\theta_{\text{old}}}(\mathbf{y}|\mathbf{x})}, \quad (7)$$

where  $\mu_\rho, \sigma_\rho$  are mean and standard deviation of  $\{\rho(\mathbf{x}, \mathbf{y}^{(i)})\}_{i=1}^G$ , respectively. Then, we optimize the policy by minimizing the gap between the target advantage  $\hat{A}$  and its predicted counterpart  $\hat{A}_\theta$  using Reg-GRPO (Regressive GRPO), which is defined as:

$$\mathcal{L}_{\text{Reg-GRPO}}(\theta) = \mathbb{E}_{\mathbf{x}, \{\mathbf{y}^{(i)}\}_{i=1}^G \sim \pi_{\theta_{\text{old}}}(\cdot|\mathbf{x})} \left\{ \left( \hat{A}^{(i)} - \hat{A}_\theta^{(i)} \right)^2 - \beta \mathbb{D}_{\text{KL}}[\pi_\theta || \pi_{\text{ref}}] \right\}, \quad (8)$$

Similar to GRPO, we regularize the update with the KL divergence. The proposed Reg-GRPO loss serves as an effective alternative for optimizing group-level objectives, showing better performance than GRPO. In our experiments, we demonstrate that this formulation leads to faster convergence and improved policy quality. The detailed derivation procedure of Reg-GRPO is in Appendix A.

### 3.3 Difficulty-aware data augmentation

In this section, we present a **difficulty-aware data augmentation** framework, which addresses the vanishing advantage problem in GRPO. This issue arises when training samples are either too easy or too difficult, leading to uniform rewards across multiple responses. As a result, the advantage values become zero, erasing the learning signal. Our augmentation strategy mitigates this issue by modulating the difficulty of inputs to increase variance in predicted rewards, thereby preserving informative gradients for effective model optimization.

Specifically, given an input sample  $\mathbf{x} = (\mathbf{v}, \mathbf{q})$ , where  $\mathbf{v}, \mathbf{q}$  indicate a video and question, respectively, we first generate multiple responses and then calculate the averaged reward  $\frac{1}{G} \sum_{i=1}^G \mathcal{R}(\mathbf{x}, \mathbf{y}^{(i)})$  of the sample. We then measure the difficulty of the sample  $\mathbf{x}$  by comparing the average reward of it with the average reward of samples in a replay buffer  $\mathbb{B}^W$  consisting of samples  $\mathbf{x}_{\text{rep}}$  and their corresponding outputs  $\{\mathbf{y}_{\text{rep}}^{(i)}\}_{i=1}^G$  in batches of recent  $W$  steps. Formally, the difficulty  $\Delta_{\mathcal{R}}(\mathbf{x})$  of the input sample  $\mathbf{x}$  is calculated as:

$$\Delta_{\mathcal{R}}(\mathbf{x}) = \mathbb{E}_{\left( \mathbf{x}_{\text{rep}}, \{\mathbf{y}_{\text{rep}}^{(i)}\}_{i=1}^G \right) \in \mathbb{B}^W} \left[ \frac{1}{G} \sum_{i=1}^G \mathcal{R}(\mathbf{x}_{\text{rep}}, \mathbf{y}_{\text{rep}}^{(i)}) \right] - \frac{1}{G} \sum_{j=1}^G \mathcal{R}(\mathbf{x}, \mathbf{y}^{(j)}). \quad (9)$$

Instead of only using the sample reward  $\mathcal{R}(\mathbf{x}, \mathbf{y})$ , we use the average reward samples in a replay buffer as a standard value to consider the evolution of the model.

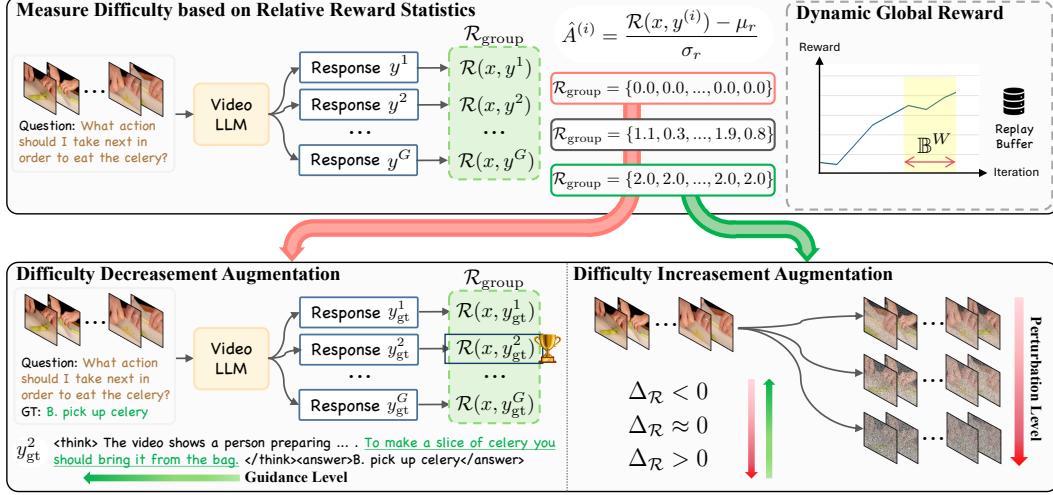


Figure 2: **Overview of the difficulty-aware data augmentation.** First, we assess the difficulty of responses given the input video and question using Eq. (9). For hard samples, it augments the input prompts with the reasoning cues extracted from successful reasoning paths (Difficulty decreaseement augmentation), while the easy samples are perturbed with the noise (Difficulty increaseement augmentation). The scale of the guidance level or noise level is adaptively determined based on the difficulty of the current sample.

Building on the difficulty metric in Eq. (9), we adaptively adjust each training sample to balance the learning signal. For samples identified as too easy (*i.e.*, high reward and low difficulty), we increase task complexity by perturbing the input—such as adding the gaussian noise to video inputs or masking the video frames—to encourage the model to attend to more informative cues. Conversely, for too difficult samples (*i.e.*, low reward and high difficulty), we inject auxiliary reasoning hints or visual cues that simplify the temporal context, helping the model focus on core reasoning paths instead of failing due to overwhelming difficulty. This dynamic modulation leads to an appropriate difficulty distribution across training, preventing the collapse of advantage values while ensuring that each update provides a meaningful gradient signal.

**Difficulty decreaseement augmentation.** For difficult samples ( $\Delta \mathcal{R}(x) > 0$ ), we ease the difficulty of the sample by providing auxiliary reasoning cues that guide the model toward generating correct reasoning. Concretely, we first augment the input prompt  $q$  with the ground-truth answer and generate multiple reasoning trajectories using the VideoLLM. Among these reasoning trajectories, we select the response  $y_{gt}$  with the highest reward and extract a partial reasoning trace of it. This trace is then incorporated into the original prompt to form a modified prompt  $\tilde{q}$  containing structured hints that guide the model’s reasoning toward the correct solution. To maintain adaptive control, the guidance level is scaled according to the sample’s difficulty magnitude. Harder samples receive stronger reasoning cues, while moderately difficult samples are given lighter guidance. By adaptively providing the guidance given the challenging inputs, this augmentation mitigates vanishing gradients in difficult cases and facilitates more stable convergence through progressively refined reasoning.

**Difficulty increaseement augmentation.** Conversely, for easy samples ( $\Delta \mathcal{R}(x) < 0$ ), we employ a difficulty-increasing augmentation to enhance task complexity and encourage the model to explore more diverse reasoning trajectories. we perturb the visual input  $v$  to make a harder input  $\tilde{v}$  by introducing frame-level Gaussian noise, thereby slightly degrading perceptual fidelity while preserving overall semantic structure. The intensity of the noise is proportionally scaled by the difficulty magnitude, ensuring that easier samples receive stronger perturbations and moderately easy samples remain stable. This adaptive corruption expands the diversity of generated reasoning trajectories. By inducing distributed rewards, the augmentation ensures that even trivial samples provide informative gradients, avoiding zero learning signals throughout the optimization process.

Table 1: **Performance on SEED-Bench-R1 validation split and LongVideoBench.** In-Dist. means in-distribution dataset.

Method	SBR-L1	SBR-L2	SBR-L3				LongVideoBench					
	In-Dist.	Cross-Env	Cross-Task, Cross-Env				Cross-Task, Cross-Env					
	Daily life	Daily life	Daily life	Hobbies	Recreation	Work	Overall	(8,15]	(15,60]	(180,600]	(900,3600]	Overall
<b>Baseline</b>												
VideoLLaMA3-7B [9]	33.3	33.2	26.7	28.5	30.6	27.0	27.7	35.7	43.1	21.0	22.5	26.7
InternVL3-2B [8]	23.7	23.1	21.2	16.3	18.6	12.6	17.1	41.6	48.4	33.7	30.0	34.8
InternVL3-8B [8]	41.4	40.8	39.2	34.6	35.0	30.0	34.8	54.6	66.7	46.1	44.2	49.1
InternVL3-14B [8]	43.6	45.8	44.0	34.9	36.6	31.7	37.2	69.2	62.8	46.3	42.0	50.0
<b>Qwen2-VL-2B</b>												
Qwen2-VL-2B [5]	12.9	16.4	13.0	16.3	10.4	14.4	13.8	33.0	32.7	29.5	22.2	27.2
SFT	34.1	36.2	36.9	34.6	30.0	33.9	33.8	42.6	42.3	37.0	32.2	36.3
GRPO	38.4	42.0	40.6	37.6	30.5	40.4	36.8	47.0	46.4	36.6	32.1	37.4
<b>DeepVideo-R1</b>	<b>48.9</b>	<b>50.3</b>	<b>52.4</b>	<b>42.7</b>	<b>41.1</b>	<b>49.2</b>	<b>46.3</b>	<b>51.4</b>	<b>49.7</b>	<b>38.5</b>	<b>34.8</b>	<b>40.1</b>
<b>Qwen2-VL-7B</b>												
Qwen2-VL-7B [5]	34.8	34.0	31.2	32.3	33.3	30.7	31.6	42.3	44.8	34.0	25.4	32.9
SFT	43.8	44.1	38.3	41.0	32.2	38.6	38.2	45.0	54.7	36.7	36.4	40.0
GRPO	46.0	50.2	48.5	45.1	43.7	41.3	44.9	54.5	53.5	42.5	37.2	43.4
<b>DeepVideo-R1</b>	<b>56.4</b>	<b>59.8</b>	<b>57.6</b>	<b>52.5</b>	<b>50.0</b>	<b>55.2</b>	<b>53.8</b>	<b>56.2</b>	<b>61.4</b>	<b>45.1</b>	<b>40.8</b>	<b>46.9</b>
<b>Qwen2.5-VL-3B</b>												
Qwen2.5-VL-3B [7]	31.3	32.7	33.0	28.8	27.3	23.0	28.2	50.3	62.1	39.0	32.1	40.4
SFT	35.9	39.1	39.9	31.5	29.7	31.2	33.7	51.4	52.9	36.3	35.3	39.7
GRPO	39.6	41.0	39.0	33.9	36.6	31.9	35.4	51.4	62.1	42.2	36.0	43.2
<b>DeepVideo-R1</b>	<b>48.1</b>	<b>51.1</b>	<b>46.5</b>	<b>45.8</b>	<b>43.7</b>	<b>40.1</b>	<b>44.0</b>	<b>54.1</b>	<b>64.1</b>	<b>45.9</b>	<b>43.4</b>	<b>48.4</b>
<b>Qwen2.5-VL-7B</b>												
Qwen2.5-VL-7B [7]	33.4	38.2	35.1	31.5	27.3	28.0	31.0	54.6	<b>63.4</b>	37.8	36.2	42.5
SFT	42.4	42.6	41.2	37.3	36.6	41.5	39.0	54.6	56.2	41.5	38.1	43.9
GRPO	49.1	52.1	49.4	40.7	43.2	35.2	42.2	61.1	60.8	44.4	40.8	47.7
<b>DeepVideo-R1</b>	<b>52.0</b>	<b>55.7</b>	<b>51.3</b>	<b>47.8</b>	<b>47.0</b>	<b>44.1</b>	<b>47.7</b>	<b>62.7</b>	<b>63.4</b>	<b>49.3</b>	<b>44.5</b>	<b>51.1</b>

## 4 Experiments

### 4.1 Experimental Settings

To validate the effectiveness of the proposed method, we conduct evaluations on various video benchmarks, including both general video understanding tasks (*e.g.*, SEED-Bench-R1 [56], VSI-Bench, Video-MMMU, MMVU (mc), MVBench, TempCompass, Video-MME (wo sub)), long video understanding tasks (*e.g.*, LongVideoBench [25]), and fine-grained spatial-temporal video reasoning tasks (NExTGQA [37]). More details about datasets are in Appendix E. We employ Qwen2-VL-2B/7B [5] and Qwen2.5-VL-3B/7B [7] for the experiments. For the analysis, we use Qwen2.5-VL-3B as a default video LLM. More implementation details are in Appendix C.1.

### 4.2 Experimental Results

**Experimental results on SEED-Bench-R1.** Table 1 summarizes the performance of various baselines, supervised fine-tuning (SFT), GRPO, and our proposed DeepVideo-R1 on the validation splits of the SEED-Bench-R1 (SBR) dataset. Across all settings (SBR-L1, L2, L3), DeepVideo-R1 consistently achieves the best performance, demonstrating its strong capability for video reasoning under both in-distribution and cross-environment settings. Specifically, compared with Qwen2.5-VL-3B + GRPO, our DeepVideo-R1-3B improves the overall scores on SBR-L1, L2, and L3 by +8.5, +10.1, and +8.6 points, respectively. Notably, the performance gains on SBR-L2 and L3 (overall) exceed those on SBR-L1, indicating that DeepVideo-R1 enhances generalization across cross-task and cross-environment settings. These results suggest that the proposed regression-based optimization and reasoning-aware augmentation in DeepVideo-R1 enable more stable policy learning and improved adaptability to diverse video understanding scenarios.

**Experimental results on LongVideoBench.** We further evaluate DeepVideo-R1 on LongVideoBench, a benchmark designed to assess long-video reasoning and temporal compositional understanding. As shown in Table 1, DeepVideo-R1 again outperforms all baselines across varying temporal ranges, achieving an overall score of 51.1, surpassing both SFT and GRPO-trained counterparts. In particular, DeepVideo-R1-3B achieves a substantial improvement of +7.4 over Qwen2.5-VL-3B + GRPO on the longest duration range (900 – 3600 s), underscoring its superior ability to reason over extended temporal contexts. This strong performance on long-duration videos highlights DeepVideo-R1’s effectiveness in maintaining coherent reasoning over time, validating its robustness in complex real-world video understanding tasks.



Table 2: Performance on various video reasoning and general benchmarks.

Method	Video Reasoning Benchmark			Video General Benchmark		
	VSI-Bench	Video-MMMU	MMVU (mc)	MVBench	TempCompass	Video-MME (wo sub)
LLaMA-VID [67]	-	-	-	41.9	45.6	-
VideoLLaMA2 [33]	-	-	44.8	54.6	-	47.9
LongVA-7B [68]	29.2	23.9	-	-	56.9	52.6
VILA-1.5-8B [69]	28.9	20.8	-	-	58.8	-
VILA-1.5-40B [69]	31.2	34.0	-	-	-	60.1
Video-UTR-7B [70]	-	-	-	58.8	59.7	52.6
LLaVA-OneVision-7B [31]	32.4	33.8	49.2	56.7	-	58.2
Kangaroo-8B [71]	-	-	-	61.1	62.5	56.0
Qwen2.5-VL-3B [7]	32.4	36.1	54.2	48.1	29.7	<b>54.4</b>
<b>DeepVideo-R1-3B (Ours)</b>	<b>33.0</b>	<b>40.7</b>	<b>59.0</b>	<b>49.6</b>	<b>63.1</b>	51.1

Table 3: Experimental results on NExTGQA

Method	mIoU	Acc@QA
<i>Vision Experts</i>		
IGV [72]	14.0	50.1
Temp[CLIP] [37]	12.1	60.2
FrozenBiLM [73]	9.6	70.8
SeViLA [74]	21.7	68.1
<i>VideoLLMs</i>		
VideoChat-R1 [55]	32.4	70.6
VideoChat-R1-thinking [55]	36.1	69.2
<b>DeepVideo-R1-7B (Ours)</b>	<b>36.8</b>	<b>72.5</b>

Table 4: Ablation study on training schemes (Reg-GRPO and difficulty-aware data augmentation (DA-Aug.) in DeepVideo-R1 using SEED-Bench-R1 dataset.

Method	DA-Aug.	L1 (In-Dist.)	L2 (OOD)	L3 (OOD)
Qwen2.5-VL-3B		31.3	32.7	27.0
GRPO		39.6	41.0	35.4
GRPO	✓	41.7	42.5	36.6
Reg-GRPO		44.2	44.2	39.5
Reg-GRPO	✓	<b>48.1</b>	<b>51.1</b>	<b>44.0</b>

**Experimental results on various video benchmarks.** We further evaluate DeepVideo-R1-3B, built upon Qwen2.5-VL-3B, on diverse video reasoning and general benchmarks to assess its generalization ability. Following [54], we use Video-R1 [54] training sets to train the model and the experimental results are in Table 2. As shown in the table, DeepVideo-R1-3B consistently outperforms Qwen2.5-VL-3B and other large-scale multimodal video models (e.g., LLaVA-OneVision-7B, VILA-1.5-40B, Kangaroo-8B) across almost all benchmarks. In comparison of the experimental results of the base model Qwen2.5-VL-7B, our DeepVideo-R1 consistently improves the performance on 5 out of 6 datasets. In particular, DeepVideo-R1 achieves the performance gain from 29.7 to 63.1 on TempCompass dataset. Overall, these results confirm that DeepVideo-R1 effectively generalizes beyond SEED-Bench-R1, establishing a new performance level across both reasoning-oriented and general video understanding benchmarks.

**Experimental results on NextGQA.** Table 3 reports the performance of DeepVideo-R1 compared with both vision experts (IGV, Temp[CLIP], FrozenBiLM, SeViLA) and VideoLLMs (VideoChat-R1, VideoChat-R1-thinking). For the NExT-GQA benchmark, DeepVideo-R1-7B is trained with a composite reward combining accuracy, format consistency, and IoU, aligning with the dataset’s grounding-oriented evaluation. As shown, DeepVideo-R1-7B achieves 36.8 mIoU and 72.5 Acc@QA, outperforming all baselines, including a +4.4 mIoU and +2.3 Acc@QA gain over VideoChat-R1. These improvements highlight DeepVideo-R1’s ability to enhance both spatial grounding and reasoning precision, demonstrating its robustness to diverse reward designs and its strong adaptability across grounded video reasoning tasks.

### 4.3 Analysis

**Ablation studies.** We conduct ablation studies to explore the contribution of Reg-GRPO and difficulty-aware data augmentation (DA-Aug.) in Table 4. The table demonstrates that both Reg-GRPO and difficulty-aware data augmentation contribute to the performance improvement of DeepVideo-R1. By comparing the GRPO-trained model without and with difficulty-aware data augmentation, the model with difficulty-aware data augmentation shows 2.1 improvement on SBR (L1), which shows that the difficulty-aware data augmentation is effective in GRPO as well as Reg-GRPO. Also, Reg-GRPO (w/o DA-Aug.) shows its effectiveness with the performance improvement of 4.17 compared to Qwen2.5-VL-3B+GRPO (w/o DA-Aug.) on SBR (L3). It leads that Reg-GRPO is more effective than GRPO by directly predicting the advantages.



Table 5: Performance comparison on reinforcement learning algorithm.

Method	L1	L2	L3
Qwen2.5-VL-3B	31.3	32.7	27.0
+ DPO [42]	35.8	35.2	30.8
+ Online DPO [42]	37.1	38.1	31.9
+ REINFORCE [75–77]	37.0	39.5	32.3
+ RLOO [78]	35.0	37.4	31.3
+ REBEL [45]	41.8	43.7	38.0
+ Reward-Regression	32.5	33.1	28.3
+ GRPO [12, 13]	39.6	41.0	35.4
<b>+ Reg-GRPO (Ours)</b>	<b>44.2</b>	<b>44.2</b>	<b>39.5</b>

Table 6: Performance comparison on absolute and relative difficulty measurement.

Diff. ref.	L1	L2	L3
Absolute	47.9	50.1	40.7
Relative	<b>48.1</b>	<b>51.1</b>	<b>44.0</b>

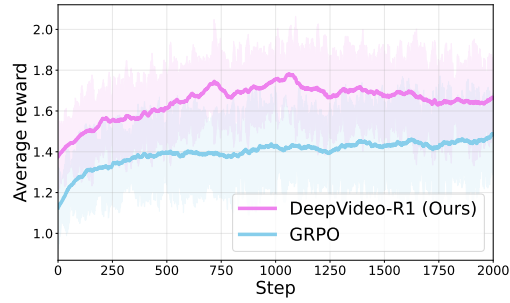
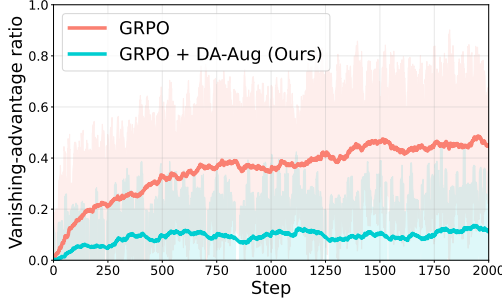


Figure 3: **Vanishing advantage ratio comparison** on GRPO and GRPO+DA-Aug (Difficulty-aware augmentation) (Left). **Reward curves** of DeepVideo-R1 (Ours) and GRPO (Right).

**Comparison with reinforcement learning methods.** Table 5 compares our Reg-GRPO with representative reinforcement fine-tuning (RFT) methods. The detailed explanations about the reinforcement fine-tuning methods are in Appendix D. From the table, our DeepVideo-R1 shows the best performance compared to other RFT methods. Especially, compared to reward regression, which directly regresses the reward score, our DeepVideo-R1 shows significantly better performance. This result highlights that directly aligning the advantage is more effective than the reward regression.

**Impact of relative difficulty measurement.** We compare absolute and relative difficulty measurements for adaptive data augmentation in Table 6. The relative scheme, which considers reward history statistics, consistently outperforms the absolute counterpart across all difficulty levels (L1–L3) on SeedBench-R1 dataset, demonstrating its superior ability to guide effective augmentation.

**Impact of difficulty decrease/increase augmentation.** In Table 7, we provide the performance comparison according to the data augmentation scheme: difficulty increase and decrease augmentations. The table demonstrates that the model trained with both difficulty-increase and difficulty-decrease augmentation schemes shows the best performance achieving 7.7 performance gain on SBR (L3), which is out-of-distribution dataset. This reveals that adjusting the sample’s difficulty to a moderate level is important for learning with group-normalized advantages.

**Impact of augmentation scaling scheme.** In Table 8, we compare different augmentation scaling strategies: no augmentation, fixed scaling (constant guidance/noise level), adaptive scaling (difficulty-aware guidance/noise). From the table, the adaptive strategy consistently outperforms the others across all difficulty levels (L1–L3), demonstrating the importance of tailoring augmentation strength based on input difficulty.

Table 7: Performance comparison according to the data augmentation types. Diff $\uparrow$  indicates difficulty increasing augmentation. Diff $\downarrow$  indicates difficulty decreasing augmentation.

Diff. $\uparrow$	Diff. $\downarrow$	L1	L2	L3
		44.2	44.2	36.3
$\checkmark$		45.3	46.9	40.0
	$\checkmark$	45.3	47.3	41.6
$\checkmark$	$\checkmark$	<b>48.1</b>	<b>51.1</b>	<b>44.0</b>

Table 8: Performance comparison on augmentation scaling scheme (Fixed guidance/noise level v.s. Adaptive guidance/noise level).

Aug.	L1	L2	L3
No Aug.	44.2	44.2	36.3
Fixed	46.8	48.6	43.0
Adaptive	<b>48.1</b>	<b>51.1</b>	<b>44.0</b>

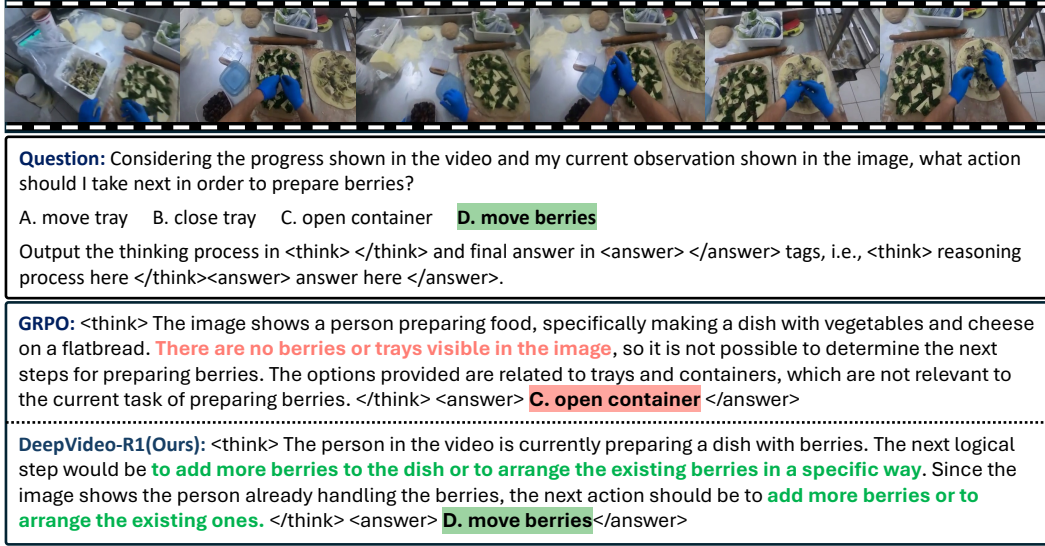


Figure 4: **Qualitative result of DeepVideo-R1-7B** in comparison of Qwen2.5-VL-7B+GRPO.

**Impact of augmentation.** We compare the vanishing advantage ratio of GRPO and GRPO with DA-Aug (difficulty-aware data augmentation) in Figure 3 (left). The figure shows that our data augmentation effectively reduces the ratio of samples causing the vanishing advantage. This indicates that the data augmentation well addresses the vanishing advantage problem of GRPO.

**Reward curves.** In addition, we plot the reward curves of GRPO and our DeepVideo-R1, where the x-axis is training step and y-axis is the average reward in Figure 3 (right). From the figure, our DeepVideo-R1 gets a higher average reward with Reg-GRPO and difficulty-aware data augmentation.

**Qualitative results.** Figure 4 presents a qualitative example from SEED-Bench-R1-7B, comparing the outputs of our DeepVideo-R1 and the Qwen2.5-VL-7B trained with GRPO. The task is to predict the next action given a video. Our DeepVideo-R1 correctly infers that the person will continue moving berries. While the GRPO-only model fails to recognize the presence of berries. This demonstrates that DeepVideo-R1 has strong visual grounding and understanding capabilities.

## 5 Conclusion

We propose a video large language model, DeepVideo-R1, trained with Reg-GRPO (Regressive GRPO) and a difficulty-aware data augmentation to address the two problems in group relative policy optimization. RegGRPO reformulates the GRPO loss function into a regression task that directly aligns the model with the group-normalized advantage in GRPO. Difficulty-aware data augmentation modulates the difficulty of the input to alleviate the vanishing advantage problem. Our experiments demonstrate that our DeepVideo-R1 is effective with diverse VideoLLMs outperforming GRPO-based reinforcement finetuning.

## Acknowledgment

This work partly supported by Korea Research Institute for defense Technology planning and advancement - Grant funded by Defense Acquisition Program Administration(DAPA)(KRIT-CT-23-021, 30%), the InnoCORE program of the Ministry of Science and ICT(N10250156, 30%), Virtual Engineering Platform Project (Grant No. P0022336, 30%), funded by the Ministry of Trade, Industry & Energy (MoTIE, South Korea), and Electronics and Telecommunications Research Institute(ETRI) grant funded by the Korean government [25ZB1200, Fundamental Technology Research for Human-Centric Autonomous Intelligent Systems, 10%].

## References

- [1] Alec Radford, Jong Wook Kim, Chris Hallacy, Aditya Ramesh, Gabriel Goh, Sandhini Agarwal, Girish Sastry, Amanda Askell, Pamela Mishkin, Jack Clark, et al. Learning transferable visual models from natural language supervision. In *ICML*, 2021.
- [2] Hugo Touvron, Louis Martin, Kevin Stone, Peter Albert, Amjad Almahairi, Yasmine Babaei, Nikolay Bashlykov, Soumya Batra, Prajjwal Bhargava, Shriti Bhosale, et al. Llama 2: Open foundation and fine-tuned chat models. *arXiv:2307.09288*, 2023.
- [3] Josh Achiam, Steven Adler, Sandhini Agarwal, Lama Ahmad, Ilge Akkaya, Florencia Leoni Aleman, Diogo Almeida, Janko Altschmidt, Sam Altman, Shyamal Anadkat, et al. Gpt-4 technical report. *arXiv:2303.08774*, 2023.
- [4] Gemini Team, Rohan Anil, Sebastian Borgeaud, Yonghui Wu, Jean-Baptiste Alayrac, Jiahui Yu, Radu Soricut, Johan Schalkwyk, Andrew M Dai, Anja Hauth, et al. Gemini: a family of highly capable multimodal models. *arXiv:2312.11805*, 2023.
- [5] Peng Wang, Shuai Bai, Sinan Tan, Shijie Wang, Zhihao Fan, Jinze Bai, Keqin Chen, Xuejing Liu, Jialin Wang, Wenbin Ge, et al. Qwen2-vl: Enhancing vision-language model’s perception of the world at any resolution. *arXiv:2409.12191*, 2024.
- [6] Yi Wang, Kunchang Li, Xinhao Li, Jiashuo Yu, Yinan He, Guo Chen, Baoqi Pei, Rongkun Zheng, Zun Wang, Yansong Shi, et al. Internvideo2: Scaling foundation models for multimodal video understanding. In *ECCV*, 2024.
- [7] Shuai Bai, Keqin Chen, Xuejing Liu, Jialin Wang, Wenbin Ge, Sibao Song, Kai Dang, Peng Wang, Shijie Wang, Jun Tang, et al. Qwen2. 5-vl technical report. *arXiv:2502.13923*, 2025.
- [8] Jinguo Zhu, Weiyun Wang, Zhe Chen, Zhaoyang Liu, Shenglong Ye, Lixin Gu, Yuchen Duan, Hao Tian, Weijie Su, Jie Shao, et al. Internv13: Exploring advanced training and test-time recipes for open-source multimodal models. *arXiv:2504.10479*, 2025.
- [9] Boqiang Zhang, Kehan Li, Zesen Cheng, Zhiqiang Hu, Yuqian Yuan, Guanzheng Chen, Sicong Leng, Yuming Jiang, Hang Zhang, Xin Li, et al. Videollama 3: Frontier multimodal foundation models for image and video understanding. *arXiv:2501.13106*, 2025.
- [10] Ruohong Zhang, Liangke Gui, Zhiqing Sun, Yihao Feng, Keyang Xu, Yuanhan Zhang, Di Fu, Chunyuan Li, Alexander Hauptmann, Yonatan Bisk, et al. Direct preference optimization of video large multimodal models from language model reward. In *NAACL*, 2025.
- [11] Daechul Ahn, Yura Choi, San Kim, Youngjae Yu, Dongyeop Kang, and Jonghyun Choi. Isr-dpo: Aligning large multimodal models for videos by iterative self-retrospective dpo. In *AAAI*, 2025.
- [12] Zhihong Shao, Peiyi Wang, Qihao Zhu, Runxin Xu, Junxiao Song, Xiao Bi, Haowei Zhang, Mingchuan Zhang, YK Li, Y Wu, et al. Deepseekmath: Pushing the limits of mathematical reasoning in open language models. *arXiv:2402.03300*, 2024.
- [13] Daya Guo, Dejian Yang, Haowei Zhang, Junxiao Song, Ruoyu Zhang, Runxin Xu, Qihao Zhu, Shirong Ma, Peiyi Wang, Xiao Bi, et al. Deepseek-r1: Incentivizing reasoning capability in llms via reinforcement learning. *arXiv:2501.12948*, 2025.
- [14] Tom Brown, Benjamin Mann, Nick Ryder, Melanie Subbiah, Jared D Kaplan, Prafulla Dhariwal, Arvind Neelakantan, Pranav Shyam, Girish Sastry, Amanda Askell, et al. Language models are few-shot learners. In *NeurIPS*, 2020.
- [15] An Yang, Baosong Yang, Beichen Zhang, Binyuan Hui, Bo Zheng, Bowen Yu, Chengyuan Li, Dayiheng Liu, Fei Huang, Haoran Wei, et al. Qwen2. 5 technical report. *arXiv:2412.15115*, 2024.
- [16] Aaron Grattafiori, Abhimanyu Dubey, Abhinav Jauhri, Abhinav Pandey, Abhishek Kadian, Ahmad Al-Dahle, Aiesha Letman, Akhil Mathur, Alan Schelten, Alex Vaughan, et al. The llama 3 herd of models. *arXiv:2407.21783*, 2024.
- [17] Bowen Jin, Hansi Zeng, Zhenrui Yue, Jinsung Yoon, Sercan Arik, Dong Wang, Hamed Zamani, and Jiawei Han. Search-r1: Training llms to reason and leverage search engines with reinforcement learning. In *COLM*, 2025.
- [18] Haoran Luo, Guanting Chen, Qika Lin, Yikai Guo, Fangzhi Xu, Zemin Kuang, Meina Song, Xiaobao Wu, Yifan Zhu, Luu Anh Tuan, et al. Graph-r1: Towards agentic graphrag framework via end-to-end reinforcement learning. *arXiv:2507.21892*, 2025.

- [19] Jinyoung Park, Ameen Patel, Omar Zia Khan, Hyunwoo J Kim, and Joo-Kyung Kim. Graph elicitation for guiding multi-step reasoning in large language models. *arXiv:2311.09762*, 2023.
- [20] Jinyoung Park, Minseok Joo, Joo-Kyung Kim, and Hyunwoo J Kim. Generative subgraph retrieval for knowledge graph-grounded dialog generation. In *EMNLP*, 2024.
- [21] Haipeng Luo, Qingfeng Sun, Can Xu, Pu Zhao, Jianguang Lou, Chongyang Tao, Xiubo Geng, Qingwei Lin, Shifeng Chen, and Dongmei Zhang. Wizardmath: Empowering mathematical reasoning for large language models via reinforced evol-instruct. In *ICLR*, 2025.
- [22] Yizhen Zheng, Huan Yee Koh, Jiaxin Ju, Anh TN Nguyen, Lauren T May, Geoffrey I Webb, and Shirui Pan. Large language models for scientific discovery in molecular property prediction. *Nat. Mach. Intell.*, pages 1–11, 2025.
- [23] Lei Bai, Zhongrui Cai, Yuhang Cao, Maosong Cao, Weihan Cao, Chiyu Chen, Haojiong Chen, Kai Chen, Pengcheng Chen, Ying Chen, et al. Intern-s1: A scientific multimodal foundation model. *arXiv:2508.15763*, 2025.
- [24] Jinyoung Park, Minseong Bae, Dohwan Ko, and Hyunwoo J Kim. Llamo: Large language model-based molecular graph assistant. In *NeurIPS*, 2024.
- [25] Haoning Wu, Dongxu Li, Bei Chen, and Junnan Li. Longvideobench: A benchmark for long-context interleaved video-language understanding. In *NeurIPS*, 2024.
- [26] Chaoyou Fu, Yuhang Dai, Yongdong Luo, Lei Li, Shuhuai Ren, Renrui Zhang, Zihan Wang, Chenyu Zhou, Yunhang Shen, Mengdan Zhang, et al. Video-mme: The first-ever comprehensive evaluation benchmark of multi-modal llms in video analysis. In *CVPR*, 2025.
- [27] Kunchang Li, Yali Wang, Yanan He, Yizhuo Li, Yi Wang, Yi Liu, Zun Wang, Jilan Xu, Guo Chen, Ping Luo, et al. Mvbench: A comprehensive multi-modal video understanding benchmark. In *CVPR*, 2024.
- [28] Xiaoqian Shen, Yunsang Xiong, Changsheng Zhao, Lemeng Wu, Jun Chen, Chenchen Zhu, Zechun Liu, Fanyi Xiao, Balakrishnan Varadarajan, Florian Bordes, et al. Longvu: Spatiotemporal adaptive compression for long video-language understanding. In *ICML*, 2025.
- [29] KunChang Li, Yanan He, Yi Wang, Yizhuo Li, Wenhui Wang, Ping Luo, Yali Wang, Limin Wang, and Yu Qiao. Videochat: Chat-centric video understanding. *arXiv preprint arXiv:2305.06355*, 2023.
- [30] Dohwan Ko, Ji Soo Lee, Wooyoung Kang, Byungseok Roh, and Hyunwoo J Kim. Large language models are temporal and causal reasoners for video question answering. In *EMNLP*, 2023.
- [31] Bo Li, Yuanhan Zhang, Dong Guo, Renrui Zhang, Feng Li, Hao Zhang, Kaichen Zhang, Peiyuan Zhang, Yanwei Li, Ziwei Liu, et al. Llava-onevision: Easy visual task transfer. *TMLR*, 2025.
- [32] Haiyang Xu, Qinghao Ye, Ming Yan, Yaya Shi, Jiabo Ye, Yuanhong Xu, Chenliang Li, Bin Bi, Qi Qian, Wei Wang, et al. mplug-2: A modularized multi-modal foundation model across text, image and video. In *ICML*, 2023.
- [33] Zesen Cheng, Sicong Leng, Hang Zhang, Yifei Xin, Xin Li, Guanzheng Chen, Yongxin Zhu, Wenqi Zhang, Ziyang Luo, Deli Zhao, et al. Videollama 2: Advancing spatial-temporal modeling and audio understanding in video-llms. *arXiv:2406.07476*, 2024.
- [34] Yuanhan Zhang, Jinming Wu, Wei Li, Bo Li, Zejun Ma, Ziwei Liu, and Chunyuan Li. Video instruction tuning with synthetic data. *TMLR*, 2025.
- [35] Jiyang Gao, Chen Sun, Zhenheng Yang, and Ram Nevatia. Tall: Temporal activity localization via language query. In *ICCV*, 2017.
- [36] Ranjay Krishna, Kenji Hata, Frederic Ren, Li Fei-Fei, and Juan Carlos Niebles. Dense-captioning events in videos. In *ICCV*, 2017.
- [37] Junbin Xiao, Angela Yao, Yicong Li, and Tat-Seng Chua. Can i trust your answer? visually grounded video question answering. In *CVPR*, 2024.
- [38] Aaron Jaech, Adam Kalai, Adam Lerer, Adam Richardson, Ahmed El-Kishky, Aiden Low, Alec Helyar, Aleksander Madry, Alex Beutel, Alex Carney, et al. Openai o1 system card. *arXiv:2412.16720*, 2024.
- [39] Kimi Team, Angang Du, Bofei Gao, Bowei Xing, Changjiu Jiang, Cheng Chen, Cheng Li, Chenjun Xiao, Chenzhuang Du, Chonghua Liao, et al. Kimi k1. 5: Scaling reinforcement learning with llms. *arXiv:2501.12599*, 2025.

- [40] Ji Soo Lee, Jongha Kim, Jeehye Na, Jinyoung Park, and Hyunwoo J Kim. Vidchain: Chain-of-tasks with metric-based direct preference optimization for dense video captioning. In *AAAI*, 2025.
- [41] Ji Soo Lee, Byungoh Ko, Jaewon Cho, Howoong Lee, Jaewoon Byun, and Hyunwoo J Kim. Captioning for text-video retrieval via dual-group direct preference optimization. In *EMNLP-Findings*, 2025.
- [42] Rafael Rafailov, Archit Sharma, Eric Mitchell, Christopher D Manning, Stefano Ermon, and Chelsea Finn. Direct preference optimization: Your language model is secretly a reward model. In *NeurIPS*, 2023.
- [43] Long Ouyang, Jeffrey Wu, Xu Jiang, Diogo Almeida, Carroll Wainwright, Pamela Mishkin, Chong Zhang, Sandhini Agarwal, Katarina Slama, Alex Ray, et al. Training language models to follow instructions with human feedback. In *NeurIPS*, 2022.
- [44] Ke Zhu, Liang Zhao, Zheng Ge, and Xiangyu Zhang. Self-supervised visual preference alignment. In *ACMMM*, 2024.
- [45] Zhaolin Gao, Jonathan D. Chang, Wenhao Zhan, Owen Oertell, Gokul Swamy, Kianté Brantley, Thorsten Joachims, J. Andrew Bagnell, Jason D. Lee, and Wen Sun. Rebel: Reinforcement learning via regressing relative rewards. *NeurIPS*, 2024.
- [46] Ziyu Liu, Zeyi Sun, Yuhang Zang, Xiaoyi Dong, Yuhang Cao, Haodong Duan, Dahua Lin, and Jiaqi Wang. Visual-rft: Visual reinforcement fine-tuning. In *ICCV*, 2025.
- [47] Yi Yang, Xiaoxuan He, Hongkun Pan, Xiyan Jiang, Yan Deng, Xingtao Yang, Haoyu Lu, Dacheng Yin, Fengyun Rao, Minfeng Zhu, et al. R1-onevision: Advancing generalized multimodal reasoning through cross-modal formalization. *arXiv:2503.10615*, 2025.
- [48] Yufei Zhan, Yousong Zhu, Shurong Zheng, Hongyin Zhao, Fan Yang, Ming Tang, and Jinqiao Wang. Vision-r1: Evolving human-free alignment in large vision-language models via vision-guided reinforcement learning. *arXiv:2503.18013*, 2025.
- [49] Haozhan Shen, Peng Liu, Jingcheng Li, Chunxin Fang, Yibo Ma, Jiajia Liao, Qiaoli Shen, Zilun Zhang, Kangjia Zhao, Qianqian Zhang, et al. Vlm-r1: A stable and generalizable r1-style large vision-language model. *arXiv:2504.07615*, 2025.
- [50] Wenxuan Huang, Bohan Jia, Zijie Zhai, Shaosheng Cao, Zheyu Ye, Fei Zhao, Zhe Xu, Yao Hu, and Shaohui Lin. Vision-r1: Incentivizing reasoning capability in multimodal large language models. *arXiv:2503.06749*, 2025.
- [51] Qihan Huang, Long Chan, Jinlong Liu, Wanggui He, Hao Jiang, Mingli Song, Jingyuan Chen, Chang Yao, and Jie Song. Boosting mllm reasoning with text-debiased hint-grpo. In *ICCV*, 2025.
- [52] Xiangyan Liu, Jinjie Ni, Zijian Wu, Chao Du, Longxu Dou, Haonan Wang, Tianyu Pang, and Michael Qizhe Shieh. Noisyrollout: Reinforcing visual reasoning with data augmentation. In *NeurIPS*, 2025.
- [53] Haozhe Wang, Chao Qu, Zuming Huang, Wei Chu, Fangzhen Lin, and Wenhui Chen. V1-rethinker: Incentivizing self-reflection of vision-language models with reinforcement learning. In *NeurIPS*, 2025.
- [54] Kaituo Feng, Kaixiong Gong, Bohao Li, Zonghao Guo, Yibing Wang, Tianshuo Peng, Benyou Wang, and Xiangyu Yue. Video-r1: Reinforcing video reasoning in mllms. In *NeurIPS*, 2025.
- [55] Xinhao Li, Ziang Yan, Desen Meng, Lu Dong, Xiangyu Zeng, Yinan He, Yali Wang, Yu Qiao, Yi Wang, and Limin Wang. Videochat-r1: Enhancing spatio-temporal perception via reinforcement fine-tuning. In *NeurIPS*, 2025.
- [56] Yi Chen, Yuying Ge, Rui Wang, Yixiao Ge, Lu Qiu, Ying Shan, and Xihui Liu. Exploring the effect of reinforcement learning on video understanding: Insights from seed-bench-r1. *arXiv:2503.24376*, 2025.
- [57] Ye Wang, Boshen Xu, Zihao Yue, Zihan Xiao, Ziheng Wang, Liang Zhang, Dingyi Yang, Wenxuan Wang, and Qin Jin. Timezero: Temporal video grounding with reasoning-guided vlrm. *arXiv:2503.13377*, 2025.
- [58] Peiran Wu, Yunze Liu, Miao Liu, and Junxiao Shen. St-think: How multimodal large language models reason about 4d worlds from ego-centric videos. *arXiv:2503.12542*, 2025.
- [59] Huajie Tan, Yuheng Ji, Xiaoshuai Hao, Minglan Lin, Pengwei Wang, Zhongyuan Wang, and Shanghang Zhang. Reason-rft: Reinforcement fine-tuning for visual reasoning. In *NeurIPS*, 2025.
- [60] Yuhui Wang, Hao He, and Xiaoyang Tan. Truly proximal policy optimization. In *UAI*, 2020.

- [61] Shengyi Huang, Michael Noukhovitch, Arian Hosseini, Kashif Rasul, Weixun Wang, and Lewis Tunstall. The n+ implementation details of rlhf with ppo: A case study on tl; dr summarization. In *COLM*, 2024.
- [62] John Schulman, Philipp Moritz, Sergey Levine, Michael Jordan, and Pieter Abbeel. High-dimensional continuous control using generalized advantage estimation. In *ICLR*, 2016.
- [63] Chloe Ching-Yun Hsu, Celestine Mendler-Dünnér, and Moritz Hardt. Revisiting design choices in proximal policy optimization. In *ICLR*, 2020.
- [64] Qiyang Yu, Zheng Zhang, Ruofei Zhu, Yufeng Yuan, Xiaochen Zuo, Yu Yue, Weinan Dai, Tiantian Fan, Gaohong Liu, Lingjun Liu, et al. Dapo: An open-source llm reinforcement learning system at scale. *arXiv:2503.14476*, 2025.
- [65] Jan Peters and Stefan Schaal. Reinforcement learning by reward-weighted regression for operational space control. In *ICML*, 2007.
- [66] Jan Peters, Katharina Mulling, and Yasemin Altun. Relative entropy policy search. In *AAAI*, 2010.
- [67] Yanwei Li, Chengyao Wang, and Jiaya Jia. Llama-vid: An image is worth 2 tokens in large language models. In *ECCV*, 2024.
- [68] Peiyuan Zhang, Kaichen Zhang, Bo Li, Guangtao Zeng, Jingkang Yang, Yuanhan Zhang, Ziyue Wang, Haoran Tan, Chunyuan Li, and Ziwei Liu. Long context transfer from language to vision. *TMLR*, 2025.
- [69] Ji Lin, Hongxu Yin, Wei Ping, Pavlo Molchanov, Mohammad Shoeybi, and Song Han. Vila: On pre-training for visual language models. In *CVPR*, 2024.
- [70] En Yu, Kangheng Lin, Liang Zhao, Yana Wei, Zining Zhu, Haoran Wei, Jianjian Sun, Zheng Ge, Xiangyu Zhang, Jingyu Wang, et al. Unhackable temporal rewarding for scalable video mllms. In *ICLR*, 2025.
- [71] Jiajun Liu, Yibing Wang, Hanghang Ma, Xiaoping Wu, Xiaoqi Ma, Xiaoming Wei, Jianbin Jiao, Enhua Wu, and Jie Hu. Kangaroo: A powerful video-language model supporting long-context video input. *arXiv:2408.15542*, 2024.
- [72] Yicong Li, Xiang Wang, Junbin Xiao, Wei Ji, and Tat-Seng Chua. Invariant grounding for video question answering. In *CVPR*, 2022.
- [73] Antoine Yang, Antoine Miech, Josef Sivic, Ivan Laptev, and Cordelia Schmid. Zero-shot video question answering via frozen bidirectional language models. In *NeurIPS*, 2022.
- [74] Shoubin Yu, Jaemin Cho, Prateek Yadav, and Mohit Bansal. Self-chained image-language model for video localization and question answering. In *NeurIPS*, 2023.
- [75] Ronald J Williams. Simple statistical gradient-following algorithms for connectionist reinforcement learning. *Machine learning*, 8, 1992.
- [76] Julia Kreutzer, Artem Sokolov, and Stefan Riezler. Bandit structured prediction for neural sequence-to-sequence learning. In *ACL*, 2017.
- [77] Khanh Nguyen, Hal Daumé III, and Jordan Boyd-Graber. Reinforcement learning for bandit neural machine translation with simulated human feedback. In *EMNLP*, 2017.
- [78] Wouter Kool, Herke van Hoof, and Max Welling. Buy 4 reinforce samples, get a baseline for free! In *ICLRW*, 2019.
- [79] Adam Paszke, Sam Gross, Francisco Massa, Adam Lerer, James Bradbury, Gregory Chanan, Trevor Killeen, Zeming Lin, Natalia Gimelshein, Luca Antiga, et al. Pytorch: An imperative style, high-performance deep learning library. In *NeurIPS*, 2019.
- [80] Thomas Wolf, Lysandre Debut, Victor Sanh, Julien Chaumond, Clement Delangue, Anthony Moi, Pierric Cistac, Tim Rault, Rémi Louf, Morgan Funtowicz, et al. Huggingface’s transformers: State-of-the-art natural language processing. In *EMNLP demo*, 2020.
- [81] Leandro von Werra, Younes Belkada, Lewis Tunstall, Edward Beeching, Tristan Thrush, Nathan Lambert, Shengyi Huang, Kashif Rasul, and Quentin Gallouédec. Trl: Transformer reinforcement learning. <https://github.com/huggingface/trl>, 2020.
- [82] Woosuk Kwon, Zhuohan Li, Siyuan Zhuang, Ying Sheng, Lianmin Zheng, Cody Hao Yu, Joseph E. Gonzalez, Hao Zhang, and Ion Stoica. Efficient memory management for large language model serving with pagedattention. In *SOSP*, 2023.

- [83] Dima Damen, Hazel Doughty, Giovanni Maria Farinella, Antonino Furnari, Evangelos Kazakos, Jian Ma, Davide Moltisanti, Jonathan Munro, Toby Perrett, Will Price, et al. Rescaling egocentric vision: Collection, pipeline and challenges for epic-kitchens-100. *IJCV*, pages 1–23, 2022.
- [84] Kristen Grauman, Andrew Westbury, Eugene Byrne, Zachary Chavis, Antonino Furnari, Rohit Girdhar, Jackson Hamburger, Hao Jiang, Miao Liu, Xingyu Liu, et al. Ego4d: Around the world in 3,000 hours of egocentric video. In *CVPR*, 2022.
- [85] Yi Chen, Yuying Ge, Yixiao Ge, Mingyu Ding, Bohao Li, Rui Wang, Ruifeng Xu, Ying Shan, and Xihui Liu. Egoplan-bench: Benchmarking multimodal large language models for human-level planning. *arXiv:2312.06722*, 2023.
- [86] Lu Qiu, Yi Chen, Yuying Ge, Yixiao Ge, Ying Shan, and Xihui Liu. Egoplan-bench2: A benchmark for multimodal large language model planning in real-world scenarios. *arXiv:2412.04447*, 2024.
- [87] Jihan Yang, Shusheng Yang, Anjali W Gupta, Rilyn Han, Li Fei-Fei, and Saining Xie. Thinking in space: How multimodal large language models see, remember, and recall spaces. In *CVPR*, 2025.
- [88] Kairui Hu, Penghao Wu, Fanyi Pu, Wang Xiao, Yuanhan Zhang, Xiang Yue, Bo Li, and Ziwei Liu. Video-mmmu: Evaluating knowledge acquisition from multi-discipline professional videos. *arXiv:2501.13826*, 2025.
- [89] Yilun Zhao, Lujing Xie, Haowei Zhang, Guo Gan, Yitao Long, Zhiyuan Hu, Tongyan Hu, Weiyuan Chen, Chuhan Li, Junyang Song, et al. Mmvu: Measuring expert-level multi-discipline video understanding. In *CVPR*, 2025.
- [90] Yuanxin Liu, Shicheng Li, Yi Liu, Yuxiang Wang, Shuhuai Ren, Lei Li, Sishuo Chen, Xu Sun, and Lu Hou. Tempcompass: Do video llms really understand videos? In *ACL-Findings*, 2024.



## NeurIPS Paper Checklist

### 1. Claims

Question: Do the main claims made in the abstract and introduction accurately reflect the paper's contributions and scope?

Answer: [\[Yes\]](#)

Justification: In Abstract and Introduction.

Guidelines:

- The answer NA means that the abstract and introduction do not include the claims made in the paper.
- The abstract and/or introduction should clearly state the claims made, including the contributions made in the paper and important assumptions and limitations. A No or NA answer to this question will not be perceived well by the reviewers.
- The claims made should match theoretical and experimental results, and reflect how much the results can be expected to generalize to other settings.
- It is fine to include aspirational goals as motivation as long as it is clear that these goals are not attained by the paper.

### 2. Limitations

Question: Does the paper discuss the limitations of the work performed by the authors?

Answer: [\[Yes\]](#)

Justification: In the appendix.

Guidelines:

- The answer NA means that the paper has no limitation while the answer No means that the paper has limitations, but those are not discussed in the paper.
- The authors are encouraged to create a separate "Limitations" section in their paper.
- The paper should point out any strong assumptions and how robust the results are to violations of these assumptions (e.g., independence assumptions, noiseless settings, model well-specification, asymptotic approximations only holding locally). The authors should reflect on how these assumptions might be violated in practice and what the implications would be.
- The authors should reflect on the scope of the claims made, e.g., if the approach was only tested on a few datasets or with a few runs. In general, empirical results often depend on implicit assumptions, which should be articulated.
- The authors should reflect on the factors that influence the performance of the approach. For example, a facial recognition algorithm may perform poorly when image resolution is low or images are taken in low lighting. Or a speech-to-text system might not be used reliably to provide closed captions for online lectures because it fails to handle technical jargon.
- The authors should discuss the computational efficiency of the proposed algorithms and how they scale with dataset size.
- If applicable, the authors should discuss possible limitations of their approach to address problems of privacy and fairness.
- While the authors might fear that complete honesty about limitations might be used by reviewers as grounds for rejection, a worse outcome might be that reviewers discover limitations that aren't acknowledged in the paper. The authors should use their best judgment and recognize that individual actions in favor of transparency play an important role in developing norms that preserve the integrity of the community. Reviewers will be specifically instructed to not penalize honesty concerning limitations.

### 3. Theory assumptions and proofs

Question: For each theoretical result, does the paper provide the full set of assumptions and a complete (and correct) proof?

Answer: [\[Yes\]](#)

Justification: We provide the assumptions and derivation in the appendix.

Guidelines:

- The answer NA means that the paper does not include theoretical results.
- All the theorems, formulas, and proofs in the paper should be numbered and cross-referenced.
- All assumptions should be clearly stated or referenced in the statement of any theorems.
- The proofs can either appear in the main paper or the supplemental material, but if they appear in the supplemental material, the authors are encouraged to provide a short proof sketch to provide intuition.
- Inversely, any informal proof provided in the core of the paper should be complemented by formal proofs provided in appendix or supplemental material.
- Theorems and Lemmas that the proof relies upon should be properly referenced.

#### 4. Experimental result reproducibility

Question: Does the paper fully disclose all the information needed to reproduce the main experimental results of the paper to the extent that it affects the main claims and/or conclusions of the paper (regardless of whether the code and data are provided or not)?

Answer: [\[Yes\]](#)

Justification: In Experiments and appendix.

Guidelines:

- The answer NA means that the paper does not include experiments.
- If the paper includes experiments, a No answer to this question will not be perceived well by the reviewers: Making the paper reproducible is important, regardless of whether the code and data are provided or not.
- If the contribution is a dataset and/or model, the authors should describe the steps taken to make their results reproducible or verifiable.
- Depending on the contribution, reproducibility can be accomplished in various ways. For example, if the contribution is a novel architecture, describing the architecture fully might suffice, or if the contribution is a specific model and empirical evaluation, it may be necessary to either make it possible for others to replicate the model with the same dataset, or provide access to the model. In general, releasing code and data is often one good way to accomplish this, but reproducibility can also be provided via detailed instructions for how to replicate the results, access to a hosted model (e.g., in the case of a large language model), releasing of a model checkpoint, or other means that are appropriate to the research performed.
- While NeurIPS does not require releasing code, the conference does require all submissions to provide some reasonable avenue for reproducibility, which may depend on the nature of the contribution. For example
  - (a) If the contribution is primarily a new algorithm, the paper should make it clear how to reproduce that algorithm.
  - (b) If the contribution is primarily a new model architecture, the paper should describe the architecture clearly and fully.
  - (c) If the contribution is a new model (e.g., a large language model), then there should either be a way to access this model for reproducing the results or a way to reproduce the model (e.g., with an open-source dataset or instructions for how to construct the dataset).
  - (d) We recognize that reproducibility may be tricky in some cases, in which case authors are welcome to describe the particular way they provide for reproducibility. In the case of closed-source models, it may be that access to the model is limited in some way (e.g., to registered users), but it should be possible for other researchers to have some path to reproducing or verifying the results.

#### 5. Open access to data and code

Question: Does the paper provide open access to the data and code, with sufficient instructions to faithfully reproduce the main experimental results, as described in supplemental material?

Answer: [Yes]

Justification: In Abstract.

Guidelines:

- The answer NA means that paper does not include experiments requiring code.
- Please see the NeurIPS code and data submission guidelines (<https://nips.cc/public/guides/CodeSubmissionPolicy>) for more details.
- While we encourage the release of code and data, we understand that this might not be possible, so “No” is an acceptable answer. Papers cannot be rejected simply for not including code, unless this is central to the contribution (e.g., for a new open-source benchmark).
- The instructions should contain the exact command and environment needed to run to reproduce the results. See the NeurIPS code and data submission guidelines (<https://nips.cc/public/guides/CodeSubmissionPolicy>) for more details.
- The authors should provide instructions on data access and preparation, including how to access the raw data, preprocessed data, intermediate data, and generated data, etc.
- The authors should provide scripts to reproduce all experimental results for the new proposed method and baselines. If only a subset of experiments are reproducible, they should state which ones are omitted from the script and why.
- At submission time, to preserve anonymity, the authors should release anonymized versions (if applicable).
- Providing as much information as possible in supplemental material (appended to the paper) is recommended, but including URLs to data and code is permitted.

## 6. Experimental setting/details

Question: Does the paper specify all the training and test details (e.g., data splits, hyper-parameters, how they were chosen, type of optimizer, etc.) necessary to understand the results?

Answer: [Yes]

Justification: In Experiment and the appendix.

Guidelines:

- The answer NA means that the paper does not include experiments.
- The experimental setting should be presented in the core of the paper to a level of detail that is necessary to appreciate the results and make sense of them.
- The full details can be provided either with the code, in appendix, or as supplemental material.

## 7. Experiment statistical significance

Question: Does the paper report error bars suitably and correctly defined or other appropriate information about the statistical significance of the experiments?

Answer: [NA]

Justification: We conduct the experiment in the single run following other works.

Guidelines:

- The answer NA means that the paper does not include experiments.
- The authors should answer "Yes" if the results are accompanied by error bars, confidence intervals, or statistical significance tests, at least for the experiments that support the main claims of the paper.
- The factors of variability that the error bars are capturing should be clearly stated (for example, train/test split, initialization, random drawing of some parameter, or overall run with given experimental conditions).
- The method for calculating the error bars should be explained (closed form formula, call to a library function, bootstrap, etc.)
- The assumptions made should be given (e.g., Normally distributed errors).
- It should be clear whether the error bar is the standard deviation or the standard error of the mean.

- It is OK to report 1-sigma error bars, but one should state it. The authors should preferably report a 2-sigma error bar than state that they have a 96% CI, if the hypothesis of Normality of errors is not verified.
- For asymmetric distributions, the authors should be careful not to show in tables or figures symmetric error bars that would yield results that are out of range (e.g. negative error rates).
- If error bars are reported in tables or plots, The authors should explain in the text how they were calculated and reference the corresponding figures or tables in the text.

#### 8. Experiments compute resources

Question: For each experiment, does the paper provide sufficient information on the computer resources (type of compute workers, memory, time of execution) needed to reproduce the experiments?

Answer: [Yes]

Justification: In the appendix.

Guidelines:

- The answer NA means that the paper does not include experiments.
- The paper should indicate the type of compute workers CPU or GPU, internal cluster, or cloud provider, including relevant memory and storage.
- The paper should provide the amount of compute required for each of the individual experimental runs as well as estimate the total compute.
- The paper should disclose whether the full research project required more compute than the experiments reported in the paper (e.g., preliminary or failed experiments that didn't make it into the paper).

#### 9. Code of ethics

Question: Does the research conducted in the paper conform, in every respect, with the NeurIPS Code of Ethics <https://neurips.cc/public/EthicsGuidelines?>

Answer: [Yes]

Justification: We follow NeurIPS Code of Ethics.

Guidelines:

- The answer NA means that the authors have not reviewed the NeurIPS Code of Ethics.
- If the authors answer No, they should explain the special circumstances that require a deviation from the Code of Ethics.
- The authors should make sure to preserve anonymity (e.g., if there is a special consideration due to laws or regulations in their jurisdiction).

#### 10. Broader impacts

Question: Does the paper discuss both potential positive societal impacts and negative societal impacts of the work performed?

Answer: [Yes]

Justification: In the appendix.

Guidelines:

- The answer NA means that there is no societal impact of the work performed.
- If the authors answer NA or No, they should explain why their work has no societal impact or why the paper does not address societal impact.
- Examples of negative societal impacts include potential malicious or unintended uses (e.g., disinformation, generating fake profiles, surveillance), fairness considerations (e.g., deployment of technologies that could make decisions that unfairly impact specific groups), privacy considerations, and security considerations.
- The conference expects that many papers will be foundational research and not tied to particular applications, let alone deployments. However, if there is a direct path to any negative applications, the authors should point it out. For example, it is legitimate to point out that an improvement in the quality of generative models could be used to

generate deepfakes for disinformation. On the other hand, it is not needed to point out that a generic algorithm for optimizing neural networks could enable people to train models that generate Deepfakes faster.

- The authors should consider possible harms that could arise when the technology is being used as intended and functioning correctly, harms that could arise when the technology is being used as intended but gives incorrect results, and harms following from (intentional or unintentional) misuse of the technology.
- If there are negative societal impacts, the authors could also discuss possible mitigation strategies (e.g., gated release of models, providing defenses in addition to attacks, mechanisms for monitoring misuse, mechanisms to monitor how a system learns from feedback over time, improving the efficiency and accessibility of ML).

#### 11. Safeguards

Question: Does the paper describe safeguards that have been put in place for responsible release of data or models that have a high risk for misuse (e.g., pretrained language models, image generators, or scraped datasets)?

Answer: [NA]

Justification: We do not release any datasets.

Guidelines:

- The answer NA means that the paper poses no such risks.
- Released models that have a high risk for misuse or dual-use should be released with necessary safeguards to allow for controlled use of the model, for example by requiring that users adhere to usage guidelines or restrictions to access the model or implementing safety filters.
- Datasets that have been scraped from the Internet could pose safety risks. The authors should describe how they avoided releasing unsafe images.
- We recognize that providing effective safeguards is challenging, and many papers do not require this, but we encourage authors to take this into account and make a best faith effort.

#### 12. Licenses for existing assets

Question: Are the creators or original owners of assets (e.g., code, data, models), used in the paper, properly credited and are the license and terms of use explicitly mentioned and properly respected?

Answer: [Yes]

Justification: In the appendix.

Guidelines:

- The answer NA means that the paper does not use existing assets.
- The authors should cite the original paper that produced the code package or dataset.
- The authors should state which version of the asset is used and, if possible, include a URL.
- The name of the license (e.g., CC-BY 4.0) should be included for each asset.
- For scraped data from a particular source (e.g., website), the copyright and terms of service of that source should be provided.
- If assets are released, the license, copyright information, and terms of use in the package should be provided. For popular datasets, [paperswithcode.com/datasets](https://paperswithcode.com/datasets) has curated licenses for some datasets. Their licensing guide can help determine the license of a dataset.
- For existing datasets that are re-packaged, both the original license and the license of the derived asset (if it has changed) should be provided.
- If this information is not available online, the authors are encouraged to reach out to the asset's creators.

#### 13. New assets

Question: Are new assets introduced in the paper well documented and is the documentation provided alongside the assets?

Answer: [\[Yes\]](#)

Justification: In the appendix.

Guidelines:

- The answer NA means that the paper does not release new assets.
- Researchers should communicate the details of the dataset/code/model as part of their submissions via structured templates. This includes details about training, license, limitations, etc.
- The paper should discuss whether and how consent was obtained from people whose asset is used.
- At submission time, remember to anonymize your assets (if applicable). You can either create an anonymized URL or include an anonymized zip file.

#### 14. Crowdsourcing and research with human subjects

Question: For crowdsourcing experiments and research with human subjects, does the paper include the full text of instructions given to participants and screenshots, if applicable, as well as details about compensation (if any)?

Answer: [\[NA\]](#)

Justification: The paper does not involve crowdsourcing nor research with human subjects.

Guidelines:

- The answer NA means that the paper does not involve crowdsourcing nor research with human subjects.
- Including this information in the supplemental material is fine, but if the main contribution of the paper involves human subjects, then as much detail as possible should be included in the main paper.
- According to the NeurIPS Code of Ethics, workers involved in data collection, curation, or other labor should be paid at least the minimum wage in the country of the data collector.

#### 15. Institutional review board (IRB) approvals or equivalent for research with human subjects

Question: Does the paper describe potential risks incurred by study participants, whether such risks were disclosed to the subjects, and whether Institutional Review Board (IRB) approvals (or an equivalent approval/review based on the requirements of your country or institution) were obtained?

Answer: [\[NA\]](#)

Justification: The paper does not involve crowdsourcing nor research with human subjects.

Guidelines:

- The answer NA means that the paper does not involve crowdsourcing nor research with human subjects.
- Depending on the country in which research is conducted, IRB approval (or equivalent) may be required for any human subjects research. If you obtained IRB approval, you should clearly state this in the paper.
- We recognize that the procedures for this may vary significantly between institutions and locations, and we expect authors to adhere to the NeurIPS Code of Ethics and the guidelines for their institution.
- For initial submissions, do not include any information that would break anonymity (if applicable), such as the institution conducting the review.

#### 16. Declaration of LLM usage

Question: Does the paper describe the usage of LLMs if it is an important, original, or non-standard component of the core methods in this research? Note that if the LLM is used only for writing, editing, or formatting purposes and does not impact the core methodology, scientific rigorousness, or originality of the research, declaration is not required.

Answer: [\[Yes\]](#)

Justification: In the appendix.

Guidelines:

- The answer NA means that the core method development in this research does not involve LLMs as any important, original, or non-standard components.
- Please refer to our LLM policy (<https://neurips.cc/Conferences/2025/LLM>) for what should or should not be described.



## A Discussion and Derivation of Reg-GRPO

### A.1 Deriving the optimum of the KL-constrained reward maximization optimization

We will derive Eq. (4) from Eq. (3) as in [42]. We optimize the  $\pi_\theta$  with following objective:

$$\pi_\theta^* = \arg \max_{\pi_\theta} \mathbb{E}_{\mathbf{x}, \mathbf{y} \sim \pi_\theta(\cdot|\mathbf{x})} \mathcal{R}(\mathbf{x}, \mathbf{y}) - \lambda \mathbb{E}_{\mathbf{x}} [\mathbb{D}_{\text{KL}}(\pi_\theta(\cdot|\mathbf{x}) || \pi_{\theta_{\text{old}}}(\cdot|\mathbf{x}))], \quad (10)$$

where  $\mathcal{R}$  is the reward function,  $\pi_{\theta_{\text{old}}}$  is the old policy model, and  $\lambda$  ( $\lambda \geq 0$ ) denotes hyperparameter. We can obtain a closed-form solution to the above minimum relative entropy problem.

$$\begin{aligned} \pi_\theta^* &= \arg \max_{\pi_\theta} \mathbb{E}_{\mathbf{x}, \mathbf{y} \sim \pi_\theta(\cdot|\mathbf{x})} \mathcal{R}(\mathbf{x}, \mathbf{y}) - \lambda \mathbb{E}_{\mathbf{x}} [\mathbb{D}_{\text{KL}}(\pi_\theta(\cdot|\mathbf{x}) || \pi_{\theta_{\text{old}}}(\cdot|\mathbf{x}))] \\ &= \arg \max_{\pi_\theta} \mathbb{E}_{\mathbf{x}, \mathbf{y} \sim \pi_\theta(\cdot|\mathbf{x})} \left[ \mathcal{R}(\mathbf{x}, \mathbf{y}) - \lambda \cdot \log \frac{\pi_\theta(\mathbf{y}|\mathbf{x})}{\pi_{\theta_{\text{old}}}(\mathbf{y}|\mathbf{x})} \right] \\ &= \arg \min_{\pi_\theta} \mathbb{E}_{\mathbf{x}, \mathbf{y} \sim \pi_\theta(\cdot|\mathbf{x})} \left[ \log \frac{\pi_\theta(\mathbf{y}|\mathbf{x})}{\pi_{\theta_{\text{old}}}(\mathbf{y}|\mathbf{x})} - \frac{1}{\lambda} \cdot \mathcal{R}(\mathbf{x}, \mathbf{y}) \right] \\ &= \arg \min_{\pi_\theta} \mathbb{E}_{\mathbf{x}, \mathbf{y} \sim \pi_\theta(\cdot|\mathbf{x})} \left[ \log \frac{\pi_\theta(\mathbf{y}|\mathbf{x})}{\pi_{\theta_{\text{old}}}(\mathbf{y}|\mathbf{x}) \exp\left(\frac{1}{\lambda} \mathcal{R}(\mathbf{x}, \mathbf{y})\right)} \right] \\ &= \arg \min_{\pi_\theta} \mathbb{E}_{\mathbf{x}, \mathbf{y} \sim \pi_\theta(\cdot|\mathbf{x})} \left[ \log \frac{\pi_\theta(\mathbf{y}|\mathbf{x})}{\frac{1}{Z(\mathbf{x})} \pi_{\theta_{\text{old}}}(\mathbf{y}|\mathbf{x}) \exp\left(\frac{1}{\lambda} \mathcal{R}(\mathbf{x}, \mathbf{y})\right)} - \log Z(\mathbf{x}) \right], \end{aligned} \quad (11)$$

where  $Z(\mathbf{x}) = \sum_{\mathbf{y}} \pi_{\theta_{\text{old}}}(\mathbf{y}|\mathbf{x}) \exp\left(\frac{1}{\lambda} \mathcal{R}(\mathbf{x}, \mathbf{y})\right)$  is a partition function. Please note that the partition function is only dependent on  $\mathbf{x}$  and the old policy  $\pi_{\theta_{\text{old}}}$ .

Now let  $\bar{\pi}_\theta$  be defined as:

$$\bar{\pi}_\theta(\mathbf{y}|\mathbf{x}) = \frac{1}{Z(\mathbf{x})} \pi_{\theta_{\text{old}}}(\mathbf{y}|\mathbf{x}) \exp\left(\frac{1}{\lambda} \mathcal{R}(\mathbf{x}, \mathbf{y})\right). \quad (12)$$

It can be seen as a valid probability distribution as  $\bar{\pi}_\theta(\mathbf{y}|\mathbf{x}) \geq 0$  for all  $\mathbf{y}$  and  $\sum_{\mathbf{y}} \bar{\pi}_\theta(\mathbf{y}|\mathbf{x}) = 1$ . Since  $Z(\mathbf{x})$  is not a function of  $\mathbf{y}$ , the above minimization problem can be formulated as

$$\begin{aligned} &\arg \min_{\pi} \mathbb{E}_{\mathbf{x}, \mathbf{y} \sim \pi(\cdot|\mathbf{x})} \left[ \log \frac{\pi(\mathbf{y}|\mathbf{x})}{\bar{\pi}_\theta(\mathbf{y}|\mathbf{x})} - \log Z(\mathbf{x}) \right] \\ &= \arg \min_{\pi} \mathbb{E}_{\mathbf{x}} [\mathbb{D}_{\text{KL}}(\pi(\mathbf{y}|\mathbf{x}) || \bar{\pi}_\theta(\mathbf{y}|\mathbf{x})) - \log Z(\mathbf{x})] \end{aligned} \quad (13)$$

Since the partition function  $Z(\mathbf{x})$  is not dependent on  $\pi$ , the optimal  $\pi^*$  is the policy that minimizes the first KL term. Since the optimal KL-divergence is achieved if and only if two distributions are identical, we have optimal solution as:

$$\pi_\theta^*(\mathbf{y}|\mathbf{x}) = \frac{1}{Z(\mathbf{x})} \pi_{\theta_{\text{old}}}(\mathbf{y}|\mathbf{x}) \exp\left(\frac{1}{\lambda} \mathcal{R}(\mathbf{x}, \mathbf{y})\right), \quad \forall \mathbf{x}, \mathbf{y}. \quad (14)$$

### A.2 Deriving the reward in terms of the optimal policy

The reward can be reorganized under the optimal policy. We can invert Eq. (14) as follows:

$$\begin{aligned} \exp\left(\frac{1}{\lambda} \mathcal{R}(\mathbf{x}, \mathbf{y})\right) &= Z(\mathbf{x}) \frac{\pi_\theta^*(\mathbf{y}|\mathbf{x})}{\pi_{\theta_{\text{old}}}(\mathbf{y}|\mathbf{x})}, \\ \frac{1}{\lambda} \mathcal{R}(\mathbf{x}, \mathbf{y}) &= \log Z(\mathbf{x}) + \log \left( \frac{\pi_\theta^*(\mathbf{y}|\mathbf{x})}{\pi_{\theta_{\text{old}}}(\mathbf{y}|\mathbf{x})} \right), \\ \mathcal{R}(\mathbf{x}, \mathbf{y}) &= \lambda \cdot \left( \log Z(\mathbf{x}) + \log \left( \frac{\pi_\theta^*(\mathbf{y}|\mathbf{x})}{\pi_{\theta_{\text{old}}}(\mathbf{y}|\mathbf{x})} \right) \right), \quad \forall \mathbf{x}, \mathbf{y}. \end{aligned} \quad (15)$$

### A.3 Deriving the advantage in terms of the optimal policy.

The advantage  $\hat{A}^{(i)}$  is defined as

$$\hat{A}^{(i)} = \frac{\mathcal{R}(\mathbf{x}, \mathbf{y}^{(i)}) - \mu_r}{\sigma_r}, \quad (16)$$

where  $\mu_r, \sigma_r$  denotes the average and standard deviation values of a set of rewards in the group, respectively. We can rewrite the advantage in terms of the optimal policy in Eq. (15) as follows:

$$\begin{aligned} \hat{A}^{(i)} &= \frac{\rho^*(\mathbf{x}, \mathbf{y}^{(i)}) + Z(\mathbf{x}) - \left(\frac{1}{G} \sum_{j=1}^G \rho^*(\mathbf{x}, \mathbf{y}^{(j)}) + Z(\mathbf{x})\right)}{\sigma_{\rho^*}}, \\ &= \frac{\rho^*(\mathbf{x}, \mathbf{y}^{(i)}) - \mu_{\rho^*}}{\sigma_{\rho^*}}, \quad \rho^*(\mathbf{x}, \mathbf{y}) = \log \frac{\pi_{\theta}^*(\mathbf{y}|\mathbf{x})}{\pi_{\theta_{\text{old}}}(\mathbf{y}|\mathbf{x})}, \end{aligned} \quad (17)$$

where  $\mu_{\rho^*}, \sigma_{\rho^*}$  are mean and standard deviation of  $\{\rho^*(\mathbf{x}, \mathbf{y}^{(i)})\}_{i=1}^G$ , respectively. Interestingly, we can see that  $Z(\mathbf{x})$  is removed.

### A.4 Reg-GRPO

Based on Eq. (17), our Reg-GRPO (Regressive GRPO) is to learn the model  $\pi_{\theta}$  to directly predict the advantage as follows:

$$\begin{aligned} \mathcal{L}_{\text{Reg-GRPO}}(\theta) &= \mathbb{E}_{\mathbf{x}, \{\mathbf{y}^{(i)}\}_{i=1}^G \sim \pi_{\theta_{\text{old}}}(\cdot|\mathbf{x})} \left\{ \left( \hat{A}^{(i)} - \hat{A}_{\theta}^{(i)} \right)^2 - \beta \mathbb{D}_{\text{KL}}[\pi_{\theta} || \pi_{\text{ref}}] \right\}, \\ \hat{A}_{\theta}^{(i)} &= \frac{\rho(\mathbf{x}, \mathbf{y}^{(i)}) - \mu_{\rho}}{\sigma_{\rho}}, \quad \rho(\mathbf{x}, \mathbf{y}) = \log \frac{\pi_{\theta}(\mathbf{y}|\mathbf{x})}{\pi_{\theta_{\text{old}}}(\mathbf{y}|\mathbf{x})}, \end{aligned} \quad (18)$$

where  $\mu_{\rho}, \sigma_{\rho}$  are mean and standard deviation of  $\{\rho(\mathbf{x}, \mathbf{y}^{(i)})\}_{i=1}^G$ , respectively. For the simplicity, we omit the KL divergence between the policy and reference model.

**Discussion.** Motivated by Group-Relative Policy Optimization (GRPO), the strength of Reg-GRPO lies in its regression-based approach to advantage estimation, unlike other methods that implicitly derive policy updates from preference probabilities. By directly regressing the group-normalized target, Reg-GRPO leads to more precise updates, as the model is not just learning which response is better, but also how much better it is, according to the advantage.

In relation to Direct Preference Optimization (DPO), Reg-GRPO offers a different perspective on leveraging preference data. While DPO just learns which data is more beneficial, Reg-GRPO attempts to capture a finer-grained signal about the degree of preference by directly regressing the advantages. This could be particularly beneficial in scenarios where the difference in quality between preferred and dispreferred responses varies significantly. Furthermore, the group-wise normalization inherent from GRPO, and presumably carried into Reg-GRPO, can offer robustness when dealing with diverse and potentially inconsistently scaled preference data, an aspect that might require more careful handling in a pairwise DPO setup.

In contrast to REBEL [45], one of the novel regression-based reinforcement-fine-tuning methods, which regresses the unnormalized pairwise reward gap differences between sampled outputs, our proposed Reg-GRPO framework directly learns to predict the group-based normalized advantage. This shift from pairwise to group-level regression is a design choice that addresses the high variance typically observed in the outputs of video LLMs. By normalizing log-probability ratios within each group, Reg-GRPO mitigates scale discrepancies across batches and enhances the optimization during training. As a result, Reg-GRPO offers a more scalable and effective learning paradigm for fine-tuning language models using preference-based feedback.

## B Reward functions

To calculate the verifiable reward, we follow existing works [54, 56, 55], which fine-tune Video LLMs with GRPO.

**Format reward.** Following existing works [54, 56, 55] using GRPO, we employ the format reward to ensure that the model generates outputs in the desired format. For example, the model is trained to output the thought process with `<think>...</think>` followed by the answer with `<answer>...</answer>`. We use regular expressions to verify whether the outputs satisfy the specified format. The format reward  $R_{\text{format}}$  is applied for all tasks:

$$R_{\text{format}} = \begin{cases} 0, & \text{if output does not match the format,} \\ 1, & \text{if output matches the format.} \end{cases} \quad (19)$$

**Accuracy reward.** For tasks such as question answering, we employ an accuracy reward, which is formulated as:

$$R_{\text{acc}} = \begin{cases} 0, & \text{if } \hat{a} \neq a \\ 1, & \text{if } \hat{a} = a, \end{cases} \quad (20)$$

where  $a$  is the ground-truth answer and  $\hat{a}$  is the model prediction, which is extracted from the regular expressions with `<answer>...</answer>`.

**IoU reward for temporal perception.** We utilize an IoU reward to assess the model’s ability to identify the temporal segment described by the input query and localize the target object within the video. The IOU reward is defined as:

$$R_{\text{IoU}} = \frac{|\mathcal{P} \cap \mathcal{Q}|}{|\mathcal{P} \cup \mathcal{Q}|}, \quad (21)$$

where  $\mathcal{P}$  and  $\mathcal{Q}$  are the model prediction set and ground-truth set, respectively. For the temporal grounding task,  $\mathcal{P}$  and  $\mathcal{Q}$  are defined as the timestamps of events within the video.

## C Detailed Experimental Settings

### C.1 Implementation Details

We implement our codes using PyTorch [79] library. We also adopt Huggingface transformers [80] and trl [81] libraries to post-train the Video Large Language Models (VideoLLMs). For the inference and rollout, we use vllm [82]. For all the experiments, we fine-tune only a large language model while keeping the visual encoder frozen. We use Qwen2.5-VL [7], and Qwen2-VL [5] as our base video large language models. We use NVIDIA A100 GPUs for 3B models and NVIDIA H200 GPUs for 7B models. In addition, we use LLM-based tools on the implementation and correction of the grammatical error in the writing.

For SEED-Bench-R1 dataset, we adopt KL divergence between the model  $\pi_\theta$  and reference model  $\pi_{\text{ref}}$  with the strength of 0.1 following GRPO works [12, 56]. We use Qwen2.5-VL as a default base video LLM and Qwen2.5-VL-3B is used for all the analysis. We set the number of generations in the group as 8 for all the settings. For DeepVideo-R1, we maintain a reward history using the most recent  $W = 100$  samples and GRPO does not adopt safeguards based on our empirical study. To train the model using Seed-Bench dataset, we limit the maximum number of sampled frames per input video to 16, with a frame resolution of  $252 \times 252$  and then append the frame indicating the current observation as an additional image input following SEED-Bench-R1 [56]. To train the model using NExTGQA, we follow the experimental setups in VideoChat-R1 [55].

### C.2 Evaluation Metrics

**Accuracy.** The accuracy metric measures the ratio of correct predictions that match the ground-truth answers for given questions, which is as follows:

$$\text{Acc} = \frac{1}{N} \sum_{i=1}^N \mathbb{1}(\hat{a}_i = a_i), \quad (22)$$

where  $N$  is the number of samples,  $\hat{a}_i$  is the prediction, and  $a_i$  is the ground-truth answer.

**mIoU.** The mIoU (*i.e.*, mean Intersection over Union) metric calculates the average IoU over all samples, where IoU represents the similarity between the predicted and ground-truth timestamps,

which can be formulated as:

$$\text{mIoU} = \frac{1}{N} \sum_{i=1}^N \text{IoU}_i = \frac{1}{N} \sum_{i=1}^N \frac{|p_i \cap q_i|}{|p_i \cup q_i|} = \frac{1}{N} \sum_{i=1}^N \frac{|(s_i^p, e_i^p) \cap (s_i^q, e_i^q)|}{|(s_i^p, e_i^p) \cup (s_i^q, e_i^q)|}, \quad (23)$$

where  $N$  is the number of samples,  $p_i = (s_i^p, e_i^p)$  is the prediction,  $q_i = (s_i^q, e_i^q)$  is the ground-truth, and  $s_i, e_i$  are the start index and end index of the timestamp, respectively.

**R@m.** [35] proposed “R@ $n$ , IoU =  $m$ ” metric for the temporal grounding tasks that measures the percentage of queries where at least one of the top- $n$  predictions has an IoU higher than  $m$  with the ground-truth. Following [55], we adopt R@m to evaluate the model’s understanding capability, which can be considered as using only the top-1 prediction in “R@ $n$ , IoU =  $m$ ” is defined as:

$$\begin{aligned} \text{“R@}n, \text{IoU} = m\text{”} &= \frac{1}{N} \sum_{i=1}^N \mathbb{1} \left( \text{IoU}_i^j \geq m, \exists j \in \{1, 2, \dots, n\} \right), \\ \text{R@m} = \text{“R@}1, \text{IoU} = m\text{”} &= \frac{1}{N} \sum_{i=1}^N \mathbb{1} (\text{IoU}_i \geq m), \quad \text{where } \text{IoU}_i = \text{IoU}_i^1, \end{aligned} \quad (24)$$

where  $N$  is the number of samples,  $m$  is the IoU threshold, and  $\text{IoU}_i^j$  is the IoU between the top  $k_{\text{th}}$  prediction and ground-truth.

## D RL Baselines

In this section, we explain the baseline methods used for the comparison with our Reg-GRPO in Table 5 of the main paper.

**DPO** [42] aligns model outputs with human preferences using pairwise comparisons. For DPO, we sample the model outputs from the fixed reference model.

**Online DPO** [42] also adopts direct preference optimization to learn the model. Compared to the standard DPO, it samples the outputs from the old policy model, which is evolving during the training, following GRPO [12].

**REINFORCE** [75–77] is a classic reinforcement policy gradient algorithm that updates the model with the rewards-weighted log likelihood of the outputs. Generally, it also samples the outputs from the old policy model  $\pi_{\theta_{\text{old}}}$ .

**REINFORCE Leave-One-Out (RLOO)** [78] is designed to reduce the variance in gradient estimation in REINFORCE algorithm. Instead of directly using the reward as a weight, it employs the Monte Carlo Method to obtain the baseline and then subtract the reward with the baseline for the weight calculation. Same as REINFORCE, it samples the outputs from the old policy model  $\pi_{\theta_{\text{old}}}$ .

**REBEL** [45] directly regresses the pairwise reward gap, which motivates us to apply the regression-based fine-tuning methods. Different from our work that directly predicts the group-normalized advantage, it regresses the unnormalized pairwise reward gap.

**Reward-Regression (Eq. (5))** is our baseline that directly regresses the reward by approximating  $Z(x)$  with Monte-Carlo sampling. Since  $Z(x)$  is not accurate and relying solely on the reward introduces high variance, it performs worse than our Reg-GRPO.

## E Datasets

**SEED-Bench-R1** [56] is a dataset designed to evaluate the effectiveness of post-training methods in the context of video understanding capabilities of MLLMs. Specifically, the dataset incorporates Epic-Kitchens [83] and Ego4D [84] as videos and EgoPlan-Bench [85] and EgoPlan-Bench2 [86] as benchmark sources to construct a hierarchical validation structure, enabling evaluation across diverse real-world scenarios.

**LongVideoBench** [25] contains 3,763 videos and 6,678 QA pairs, where videos are diverse in domain (*e.g.*, Life, Movie), task (*e.g.*, scene-referred event, object before/after text), and duration. In particular, the video durations are divided into four progressive groups,  $(8s, 15s]$ ,  $(15s, 60s]$ ,  $(180s,$

600s], (900s, 3600s], with an overall average of 100s, facilitating the assessment of the model’s understanding of long-context interleaved multimodal inputs.

**VSI-Bench** [87] is a dataset proposed to evaluate the visual-spatial intelligence capabilities of MLLMs, comprises over 5,000 question-answer pairs and 288 real videos. Specifically, eight tasks (object count, relative distance, relative direction, route plan, object size, room size, absolute distance, appearance order) of three types (configurational, measurement estimation, spatiotemporal) are defined within the dataset.

**Video-MMMU** [88] consists of 300 expert-level videos and 900 questions, targeting the evaluation of the knowledge acquisition capabilities in MLLMs. Inspired by the human process of acquiring knowledge to solve challenging problems, the questions in the dataset are human-annotated across six disciplines (Art, Business, Science, Medicine, Humanities, Engineering) and aligned with three stages: Perception, Comprehension, and Adaptation.

**MMVU** [89] comprises 3,000 expert-annotated question-answer pairs and 1,529 specialized-domain videos covering 27 subjects across 4 key disciplines (Science, Healthcare, Humanities & Social sciences, Engineering), and aims to evaluate the expert-level, knowledge-intensive video understanding abilities of MLLMs. Following [54], we report the performance on multiple-choice QA.

**MVBench** [27] serves as a benchmark to assess temporal comprehension capabilities of MLLMs, and consists of 20 challenging video understanding tasks that require reasoning beyond a single frame. In particular, the dataset is built upon videos sourced from various benchmarks, enabling the evaluation of MLLMs’ general ability for open-world temporal understanding. Since each task contains 200 question-answer pairs, we conduct evaluation on a total of 4,000 question-answer pairs.

**TempCompass** [90] is designed for evaluating the temporal perception ability of MLLM, based on 5 basic temporal aspects (Action, Speed, Direction, Attribute change, Event order) and 10 fine-grained sub-aspects (*e.g.*, relative speed, camera direction, combined change). We report results on overall performance, including all four tasks (Multi-choice QA, Yes/No QA, Caption matching, Caption generation), for comparison with prior work [54].

**Video-MME** [26] is a dataset for evaluating the general video understanding capabilities of MLLMs, consisting of 900 videos and 2,700 question-answer pairs, where the videos are constructed with variation in both type and temporal duration. Specifically, the dataset covers 6 key domains and 30 sub-class video types, and each video is categorized as short (< 2 mins), medium (4-15 minutes), or long (30-60 minutes) depending on its duration length. We report the average performance across all temporal duration splits, without using subtitles.

**NExTGQA** [37] is a temporal grounding QA dataset consisting of 5,417 videos, 43,043 QA pairs, and 10,531 timestamp labels. As temporal segment annotations are available only in the validation and test splits, we use the validation and test splits for the model training and model evaluation, respectively.

## F Broader Impacts and Limitations

### F.1 Broader Impacts

We propose a video large language model named DeepVideo-R1, which is trained with Regressive GRPO (Reg-GRPO) and difficulty-aware data augmentation. The proposed DeepVideo-R1 is widely applicable to various complex video reasoning tasks. We believe that our DeepVideo-R1 itself does not have any negative impacts. However, as the model is based on a pretrained large language model and vision model, the model may generate biased outputs concerning race, religion, culture, and gender, resulting in the misuse of our model. In addition, training VideoLLMs may require CO2 emissions, which promotes global warming.

### F.2 Limitations

Our DeepVideo-R1 is built upon a large-scale pretrained video large language model and fine-tuned on video reasoning datasets to leverage the rich world knowledge embedded in the pretrained models. However, it remains unclear whether there is any overlap between pertaining content and downstream evaluation benchmarks. This uncertainty may introduce a risk of implicit data leakage. Furthermore,

since DeepVideo-R1 is based on VideoLLM, it has following limitations: high computational and memory requirements. As DeepVideo-R1 is fine-tuned on top of such models, it may inevitably inherit these challenges.