

# Reproducibility in the Control of Autonomous Mobility-on-Demand Systems

Xinling Li<sup>1</sup>, Meshal Alharbi<sup>1</sup>, Daniele Gammelli<sup>2</sup>, James Harrison<sup>3</sup>, Filipe Rodrigues<sup>4</sup>, Maximilian Schiffer<sup>5</sup>, Marco Pavone<sup>2</sup>, Emilio Frazzoli<sup>6</sup>, Jinhua Zhao<sup>7</sup>, Gioele Zardini<sup>1</sup>

**Abstract**—Autonomous Mobility-on-Demand (AMoD) systems, powered by advances in robotics, control, and Machine Learning (ML), offer a promising paradigm for future urban transportation. AMoD offers fast and personalized travel services by leveraging centralized control of autonomous vehicle fleets to optimize operations and enhance service performance. However, the rapid growth of this field has outpaced the development of standardized practices for evaluating and reporting results, leading to significant challenges in reproducibility. As AMoD control algorithms become increasingly complex and data-driven, a lack of transparency in modeling assumptions, experimental setups, and algorithmic implementation hinders scientific progress and undermines confidence in the results.

This paper presents a systematic study of reproducibility in AMoD research. We identify key components across the research pipeline, spanning system modeling, control problems, simulation design, algorithm specification, and evaluation, and analyze common sources of irreproducibility. We survey prevalent practices in the literature, highlight gaps, and propose a structured framework to assess and improve reproducibility. Specifically, concrete guidelines are offered, along with a “reproducibility checklist”, to support future work in achieving replicable, comparable, and extensible results.

While focused on AMoD, the principles and practices we advocate generalize to a broader class of cyber-physical systems that rely on networked autonomy and data-driven control. This work aims to lay the foundation for a more transparent and reproducible research culture in the design and deployment of intelligent mobility systems.

**Index Terms**—AMoD control, Reproducibility, Reproducible research

## I. INTRODUCTION

The rapid urbanization over the past decades has led to a significant rise in private automobile use. While private vehicles offer convenient, door-to-door service at any time, their proliferation has resulted in widespread traffic congestion, increased emissions, and a substantial loss of productive hours [1]. In response, Mobility-on-Demand (MoD) services have emerged as a compelling alternative. By dynamically allocating vehicles based on real-time demand, MoD systems provide personalized travel options while reducing dependence

on private car ownership. As such, they retain many of the advantages of private vehicles, offering a more sustainable and scalable mobility solution. With advances in autonomous driving technologies, AMoD has gained traction as a key enabler of next-generation transportation systems [2]. AMoD systems (i.e., fleets of robo-taxis performing on-demand mobility tasks) autonomously manage vehicle fleets to respond to passenger requests and satisfy transportation demand effectively. Such systems are inherently complex: they involve high degrees of interaction and require coordination across spatial and temporal scales [3]. As a result, different studies often focus on distinct operational challenges, each adopting specific assumptions regarding system dynamics and passenger behavior. Such methodological diversity complicates efforts to ensure research reproducibility and benchmark comparability. Nevertheless, reproducibility remains a cornerstone of rigorous scientific practice. It increases credibility, accelerates progress, and enables meaningful comparisons across research contributions [4]. In disciplines such as computational science, robotics, and management science, reproducibility is widely promoted via standardized evaluation procedures, common benchmarks, and the routine of sharing code and data [5]–[8]. By contrast, while the importance of reproducibility is gaining recognition in transportation research [9], [10], consistent practices and community standards are still scarce.

This paper aims to address this gap by identifying and analyzing the key components that determine the reproducibility of AMoD control research. We propose that these components, ranging from modeling choices to experimental setup, be explicitly documented in research outputs. While the focus is on AMoD, the principles discussed are applicable to a broad range of networked control and optimization problems, including those in aviation, maritime transport, and other complex cyber-physical systems.

The term *reproducibility* has been used to describe varying degrees of rigor in how scientific findings are communicated and validated [11], [12]. At its most basic level, reproducible research requires sufficient transparency and methodological clarity to enable others to recreate the results and verify the underlying logic. This minimal standard typically assumes access to the same input data and requires that the described methods and conditions are detailed enough to reproduce the original outcomes. A more rigorous standard is achieved when independent researchers, using comparable techniques and assumptions and not necessarily the same data, can arrive at similar findings and inferences. This higher level, which is sometimes referred to as inferential reproducibility or replicability, is critical not only for confirming the robustness of scientific claims but also for enabling future research to build upon and extend the original work. In this article, we

<sup>1</sup>Laboratory for Information and Decision Systems, Massachusetts Institute of Technology, Cambridge, MA 02139 USA, {xinli831, meshal, gzardini}@mit.edu

<sup>2</sup>Department of Aeronautics and Astronautics, Stanford University, CA 94305 USA, {gammelli, pavone}@stanford.edu

<sup>3</sup>Google DeepMind, San Francisco, CA, USA, jamesharrison@google.com

<sup>4</sup>Technical University of Denmark, Kongens Lyngby, Denmark, rodr@dtu.dk

<sup>5</sup>School of Management, Technical University of Munich, Germany, schiffer@tum.de

<sup>6</sup>Institute for Dynamic Systems and Control, ETH Zurich, Switzerland, frazzoli@ethz.ch

<sup>7</sup>Department of Urban Studies and Planning, Massachusetts Institute of Technology, Cambridge, MA 02139 USA, jinhua@mit.edu

strive to provide recommendations that strengthen both levels of reproducibility of AMoD research, though we do not draw a strict distinction between the terms.

#### A. Holistic, System-level Reproducibility for AMoD

AMoD systems operate fleets of Autonomous Vehicles (AVs) to fulfill passenger requests within a transportation network. Users request trips via mobile applications, and the system must coordinate vehicles in real time to deliver a high-quality service. The AMoD control problem, therefore, centers on optimizing fleet management, with performance metrics including profitability, service rate, passenger waiting time, and environmental impact.

Fig. 1 presents a scheme of the system-level reproducibility of AMoD systems, highlighting the essential components needed to improve reproducibility in this context. Specifically, it includes not only the modeling and algorithmic aspects of specific research efforts, but also key experimental and contextual details, such as assumptions, constraints, and data sources, often under-reported. Together, these components provide a comprehensive blueprint for communicating research transparently and facilitating reproducibility.

To define an AMoD control problem, three key elements must be specified: (1) the system model, (2) the target operation, and (3) the control objective. The system model provides a tractable mathematical representation of the real-world AMoD network and serves as the foundation for problem formulation. Based on such a model, researchers define the operation of interest, typically some aspect of fleet control constrained by infrastructure properties (e.g., road capacity), and select an appropriate objective function, which often reflects operational efficiency, profitability, or sustainability. Crucially, any proposed solution is meaningful only in the precise context of its assumptions. These include both explicit modeling assumptions (e.g., demand elasticity, congestion models, penetration rates of new technologies), and implicit design choices (e.g., simulation fidelity). These assumptions directly affect the applicability, generalizability, and replicability of the results. Once a solution is developed, it should be evaluated through experiments that benchmark performance, demonstrate robustness, and assess computational tractability. Clear reporting of all steps in this pipeline is essential to support reproducible research.

While prior surveys on AMoD control have focused on specific operational problems or solution approaches [3], [13], this is, to the best of our knowledge, the first perspective centered on reproducibility. In the remainder of this work, we elaborate on the components reported in Fig. 1, discussing current practices, identifying common pitfalls, and proposing guidelines for improvement.

#### B. Organization of the Manuscript

The remainder of this paper is organized as follows. Section II presents modeling approaches for AMoD systems. Section III discusses key operational challenges. Section IV reviews algorithmic techniques used to address these challenges. Section V outlines foundational assumptions about system dynamics and their implications for research applicability. Furthermore, Section VII details best practices for experimental design and documentation. Section VIII then explores studies

on interactions between AMoD systems and infrastructures. Finally, Section IX concludes the work with a reproducibility checklist as a reference for future research.

## II. MATHEMATICAL MODELING AMoD SYSTEMS

The essence of modeling AMoD systems is to capture the dynamic interplay between passengers, vehicles, and their interactions within the transportation network. The system model serves as the foundation for any resource allocation strategy, as it formally defines the entities involved, the resources (AVs), the consumers (passengers), and the logic governing their interactions. In the existing AMoD literature, most system models can be broadly categorized into three main types: queueing-theoretic models, network flow models, and vehicle-centric (agent-based) ones. Each modeling paradigm is built upon distinct assumptions and is tailored to highlight different operational characteristics of AMoD systems. This section introduces these three modeling approaches, focusing on their respective assumptions, advantages, and limitations. A clear understanding of these trade-offs is critical for both selecting an appropriate modeling framework and interpreting the applicability and reproducibility of derived results. We close the section by encouraging future research to explicitly specify the chosen system model, including its assumptions and structural limitations. The goal of this section is not only to survey the dominant modeling strategies, but also to establish a reference that enables transparent communication and comparability across studies.

#### A. Queueing-theoretic models

Queueing theory provides a mathematical framework for analyzing waiting lines and service systems. In the context of AMoD, queueing-theoretic models typically represent trip requests as stochastic arrival processes acting as servers, with vehicles being served when they pick up passengers. Locations in the network are modeled as queues, and system dynamics are described by the flow of vehicles and passengers between them [14], [15].

1) *Assumptions*: First, these models represent passengers and vehicles as *discrete* entities. Customers are assumed to arrive according to an exogenous stochastic process (e.g., a Poisson process), reaching the origin station at a *fixed* rate and selecting their destination based on probabilities [16], [17].

To cast the AMoD problem within the queueing framework, specific assumptions about passenger arrivals, travel times, and passenger behavior are needed. Specifically, common assumptions include: demand following a time-invariant Poisson distribution, travel times between stations following an exponential distribution, and passengers immediately leaving the system if not matched with a vehicle [14]–[16]. Such assumptions simplify associated problems while preserving accuracy, as demonstrated in [18], where reasonable deviations were shown to have negligible impact on performance.

2) *Benefits*: The queueing-theoretic model preserves the discrete nature of passenger arrivals and allows the direct application of queueing theory to compute key performance metrics, such as node throughput [19], which corresponds to vehicle movement and availability in AMoD systems. It explicitly accounts for system randomness and ensures performance in expectation. The derived policies maintain system equilibrium, preventing queues and waiting times from growing indefinitely [14]–[16].

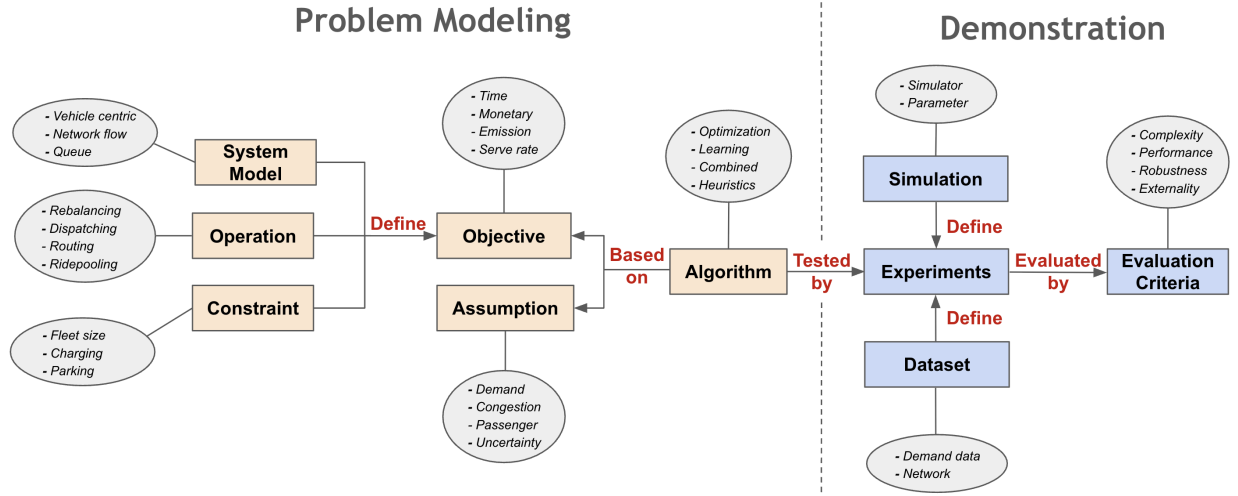


Fig. 1: The reproducibility scheme. The graph includes key components to improve AMoD control research reproducibility.

3) *Limitations*: As discussed in Section II-A1, queueing-theoretic models rely on strong assumptions regarding passenger arrival rates and travel times. Such assumptions are necessary to derive analytical results and ensure tractability. In many formulations, arrival rates are further assumed to be time-invariant to facilitate steady-state analysis. However, such simplifications may not accurately reflect the dynamics of real-world transportation systems, particularly in long-term planning scenarios where demand patterns are non-stationary and influenced by external factors.

### B. Network flow models

Network-flow models are among the most widely adopted approaches in AMoD research. Such models represent the transportation system as a directed graph, where nodes correspond to physical or logical locations, and arcs to possible vehicle or passenger movements. System dynamics are captured by flows of vehicles and passengers across the network.

1) *Assumptions*: When paired with fluid dynamics [20], network flow models treat vehicle and passenger flows as continuous variables. Although this abstraction deviates from the discrete nature of individual trips and vehicles, it enables significant computational simplifications. For instance, problems originally formulated as integer programs can often be relaxed into linear programs, allowing for more scalable optimization even when considering large networks. In fact, when studying large transportation networks, a recent study showed that the difference between using a microscopic simulation or a (continuous) network flow model is marginal when analyzing effects on a system-level [21], [22], which further motivates the use of network flow models.

2) *Benefits*: These models align naturally with many foundational ideas in transportation science, such as demand modeling via Origin-Destination (OD) pairs and network equilibrium analysis. The graph-based structure offers an intuitive and modular framework for capturing fleet movements, demand fulfillment, and operational constraints. When a sufficient number of nodes is used, network flow models can effectively approximate free-floating AMoD systems with high fidelity and minimal discretization errors [23].

3) *Limitations*: Despite their widespread use and conceptual clarity, network flow models exhibit limitations when transitioning from abstract flows to actionable control policies. In most formulations, control decisions are expressed as aggregate flows between nodes rather than explicit vehicle trajectories. As a result, translating these flows into path-level instructions for AVs requires an additional step of path reconstruction. While this step is mostly bypassed in simulation studies, it becomes critical in real-world implementations, where routing feasibility, vehicle-level state, and road network constraints (e.g., capacity) must be respected [24].

### C. Vehicle-centric models

Unlike network flow or queueing-theoretic models that abstract away vehicle identities in favor of aggregate flows, this approach explicitly tracks the state and control actions of every vehicle in the system.

1) *Assumptions*: Vehicle-centric models assume that system dynamics can be described and controlled at the level of individual vehicles. The state of each vehicle typically includes location, occupancy, battery level, and assigned task (e.g., serving a customer or rebalancing) [25]–[27]. Control actions, such as dispatching, routing, and rebalancing, are determined independently for each vehicle, often based on local or partially observed information.

2) *Benefits*: This modeling paradigm enables direct and interpretable decision-making for each vehicle, which simplifies implementation in real-world fleet management systems. In contrast to network flow models that require a path reconstruction step to translate abstract flows into individual actions, such models yield executable plans by design. Moreover, they naturally accommodate heterogeneous environments: fleets, supporting operational features such as vehicle-specific capacities, preferences, or constraints.

3) *Limitations*: Under centralized control, the main limitation of vehicle-centric models lies in their scalability. Because decisions are made at the individual vehicle level, the number of control variables grows linearly with the fleet size, unlike queueing or network flow models, which typically scale with the number of OD pairs. This fine-grained formulation significantly increases the computational burden, especially for

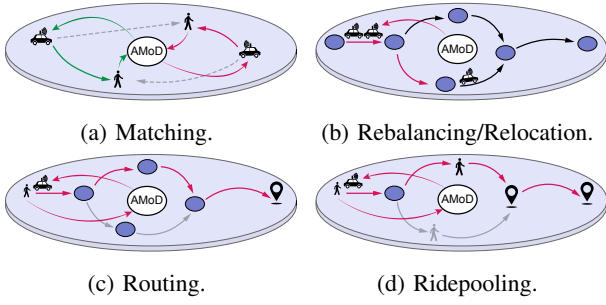


Fig. 2: Operational problems in AMoD control [3].

large-scale systems, and can limit the tractability of centralized optimization approaches. While distributed algorithms can help maintain the scalability, they may compromise the quality of the decisions and overall fleet performance.

#### D. Reproducibility considerations

Modeling choices play a fundamental role in determining the reproducibility and comparability of AMoD control research. Each modeling paradigm carries implicit assumptions that shape the problem formulation, solution methods, and interpretation of results. However, these assumptions are not always made explicit in published work, making it difficult for future researchers to replicate studies or fairly compare approaches. For instance, queueing-based models may obscure how time-varying demand is handled, network flow models often omit details of path reconstruction logic, and vehicle-centric ones require precise specification of vehicle states and constraints. To promote reproducibility, researchers should clearly document the chosen modeling framework, including its structural assumptions, abstractions, and any simplifications made for tractability.

### III. OPERATING AMoD SYSTEMS

The deployment of AMoD systems requires real-time operational policies to ensure efficient service. The primary goal of the designed policies is to *maximize* service performance, either by dispatching vehicles for passenger pickup and delivery or by proactively repositioning them to areas with anticipated high demand. Such operations are subject to various system-specific constraints. In this section, we introduce the key operational tasks and constraints governing AMoD systems. Rather than providing a comprehensive review of existing solutions, our focus is on defining these tasks to establish a clear context for future references.

#### A. Operational tasks

Operational tasks include dispatching, rebalancing, routing, and ridepooling, graphically reported in Fig. 2. For an in-depth review of operational strategies, the reader can refer to [3].

1) *Matching*: Given the set of passengers and vehicles available, the matching problem focuses on the assignment of the vehicles to the passengers (Fig. 2a). In the one-to-one passenger-to-vehicle assignment setting, the matching problem can be formulated as a Bipartite Matching Problem (BMP) [25], [28], [29], where the arc costs in the BMP are related to the objectives of the control tasks.

2) *Rebalancing*: Vehicle rebalancing, or relocation, refers to the process of redistributing available vehicles to areas where supply and demand are imbalanced (Fig. 2b). By optimizing fleet distribution, rebalancing improves service rates, improves utilization, and can reduce average wait times and delays [30]. Its benefits are particularly significant in scenarios where vehicle supply is scarce [31].

3) *Vehicle routing*: The vehicle routing problem focuses on optimizing the schedule to visit stops given a set of tasks (Fig. 2c). A comprehensive review on this topic can be found in [32]. In AMoD systems, routing occurs at two levels. The first is the level of the road network, where, given an OD pair, the goal is to determine the optimal route for vehicles to navigate the road network efficiently [33]. In this context, algorithmic solutions may go beyond computing naive shortest paths. Particularly in an AMoD setting, there is a huge potential for fleet optimal routing by either balancing the respective flows over alternative paths [34] or staggering them temporally [35] to avoid congestion bottlenecks. The second is the vehicle operation level, which involves sequencing the order in which vehicles visit stations based on rebalancing, dispatch, or a combination of both. In the AMoD literature, the term “routing” usually refers to the vehicle operation level.

4) *Charging scheduling*: The rise in awareness of environmental sustainability has driven a surge in the adoption of Electric Vehicle (EV), with projections indicating a 12-fold increase by 2035 [36]. Vehicle electrification has become an essential component in sustainable future mobility systems. Compared to conventional AMoD systems, electric AMoD introduces additional operation tasks related to charging requirements, which must be factored into fleet coordination. A line of research involves active charging schedule design by modeling the system-level interaction between electric AMoD and power grids. This coupling is often represented by bounding charging requests based on available power system supply [27] or integrating Vehicle-to-Grid (V2G) capabilities, where EVs can both draw from and feed energy back into the grid [37], [38]. Beyond modeling charge scheduling and power network implications jointly, fleet-wide charge scheduling that accounts for such intricacies via price signals evolves as a promising avenue to increase system efficiency [39].

5) *Ridepooling*: In AMoD, ridepooling enables multiple passengers to share a vehicle (Fig. 2d), improving service efficiency by reducing fleet size, lowering energy consumption, and alleviating congestion [40], [41]. Ridepooling is typically categorized based on vehicle capacity:

- Low capacity ( $\leq 3$ ): Vehicles can accommodate up to 3 passengers; Example papers are [25], [42]–[45].
- High-capacity ( $\geq 4$ ): Vehicles have a capacity of 4 or more passengers. Examples include [26], [30], [46]–[57].

Distinguishing between these two scenarios is crucial, as capacity constraints directly impact the scalability of solution approaches. In low-capacity settings, control strategies often resemble those of single-passenger systems, as complexity remains tractable [26]. In contrast, high-capacity ridepooling introduces significant computational challenges, often requiring heuristics [26], [58] or problem simplifications, such as first-come-first-served allocation [54] and limiting assignments to one passenger per time step [42], [52]. Notably, the choice between single-request and batch assignments is an important factor influencing the complexity of ridepooling problems.

The assignment of a single request limits each decision to assign at most one new passenger per available vehicle [25], [52], [55]. The batch assignment, in contrast, matches multiple passengers with vehicles simultaneously [26], [53]. Single-request assignment simplifies the problem by disregarding the temporal dependencies between assignment decisions for different passengers, whereas batch assignment captures such dependencies but introduces computational complexity.

6) *Reproducibility considerations*: Terminology in the AMoD control literature is often used inconsistently, leading to confusion and obscuring the operational problems actually being addressed. To improve clarity and foster a shared understanding within the research community, we propose the following terminology guidelines.

a) *Matching vs. Dispatching vs. Rebalancing*: The terms *dispatching* are sometimes used to indicate *matching*. However, using *dispatching* to indicate vehicle-passenger assignment might cause ambiguity in the interpretation of the task, as the vehicles can also be dispatched for other operations. Moreover, when used to indicate *matching*, *dispatching* is sometimes used interchangeably with *rebalancing*, as in [59], despite referring to distinct operations. To ensure clarity and consistency, we recommend that *matching* be used for assigning vehicles to fulfill passenger requests, while *rebalancing* should refer to the relocation of idle vehicles to areas of anticipated demand.

b) *Routing*: In AMoD systems, routing decisions can arise as a result of dispatching, rebalancing, or a combination of both. Using *routing* as a generic term for the overall operational problem can obscure the nature of the decision-making process. We encourage researchers to explicitly specify the underlying operations considered during optimization to clarify the scope and intent of routing decisions.

c) *Shared vs. ridepooling*: The term *shared* AMoD is sometimes used to describe systems in which a fleet is shared among users, but only one passenger occupies the vehicle at any given time [60]–[62]. To avoid ambiguity, we recommend using the term *ridepooling* explicitly when referring to shared trips involving multiple passengers traveling simultaneously in the same vehicle.

## B. Operational constraints

To solve the control tasks mentioned in Section III-A, it is important to account for the operational constraints arising from the specific characteristics of the systems at hand. Such constraints are fundamental in real-world scenarios.

1) *Fleet size*: Current studies often focus on the management of existing fleets, where the size of the fleet serves as a constraint in the decision-making process [61], [63], [64]. Clearly, the way this constraint is incorporated varies across different modeling approaches. In vehicle-centric models, the constraint is implicitly embedded, and decisions are made iteratively for each vehicle in the existing fleet. For queue-theoretical models, the fleet size is inherently defined within the closed queueing network structure, making it an integral part of the model. In network flow-based approaches, the constraint is explicitly enforced by imposing a hard limit on the number of vehicles available. The size of the fleet is typically calculated as the sum of all vehicles in transit [61], [63], or calculated from the initial conditions [20].

Some studies treat the size of the fleet as a design variable rather than a fixed constraint. In these cases, the objective is to determine the optimal fleet size based on system performance metrics [54], [65]–[69].

2) *Charging as a constraint*: Besides considering proactive charging scheduling as an operational task, many studies account for charging as a constraint in operation control that imposes limitations on the fleet coordination. Practically, these limitations are due to the limited operational range of EVs, which depends on the available battery capacity [29], [70], [71]. The constraint is expressed in the form of limited battery capacity and energy consumption rates during travel. Furthermore, beyond predefined charging station layouts, the design of charging infrastructure remains a critical area of research [72]–[74]. A more integrated approach considers the joint optimization of the placement of the charging station alongside fleet operations, allowing efficient system-wide coordination [75]. Similar arguments can be made for general maintenance activities (e.g., cleaning vehicles, calibrating them, etc.) [3].

3) *Parking*: Transportation activities typically begin and end with parking, making parking space a critical resource, particularly in restricted areas in urban environments [76]. To effectively manage AMoD fleets, one approach is to impose upper limits on the number of vehicles allowed at a node, directly incorporating parking limitations into the system model [62], [77], [78]. An alternative method is to introduce additional costs for idling at a node, discouraging excessive vehicle dwell time, and indirectly accounting for parking restrictions [66], [79], [80]. In particular, most AMoD control studies assume unlimited parking availability, explicitly or implicitly. In many models, vehicle pickup and idling at a node are not constrained by parking capacity, potentially overlooking real-world operational challenges.

4) *Reproducibility considerations*: Operational constraints are central to the applicability of AMoD control methods, yet they are often under-specified or inconsistently communicated in published work. These operational constraints provide important information about the scenario of interest and the reality gap of the proposed methods. When defining operations, there should be a clear specification of which constraints are considered and how they are encoded in the problem formulation. Among the operation constraints, charging is usually clarified, as it indicates a specific focus on the system involved EVs, but the constraints on the size of the fleet and the parking space are often less transparent. Although they can be inferred from the method used to solve the problem, clearly stating them in the problem definition significantly aids in the comprehension of the work. Even when these constraints are implicit in the modeling or optimization framework, making them explicit improves clarity and allows other researchers to reproduce and benchmark results.

## IV. ALGORITHMS FOR AMOD CONTROL

The development of effective control policies for AMoD fleet management hinges on the design of algorithms that address the operational challenges outlined in Section III-A. In recent years, this area has gained substantial attention across multiple disciplines, including robotics, control, transportation, operations research, and machine learning. We classify existing algorithms into four main categories: mathematical

programming, learning-based methods, hybrid approaches, and customized heuristics. Each class embodies distinct modeling assumptions, solution strategies, and trade-offs between optimality, scalability, and interpretability. This section introduces the foundational concepts behind each algorithm type and surveys their application in AMoD control problems. Because the solution algorithm often represents the central contribution of a research work in this area, its design, formulation, and implementation details must be clearly articulated. Transparent algorithmic descriptions are essential not only for assessing methodological innovation but also for enabling fair benchmarking and facilitating reproducibility across studies in the same problem class.

#### A. Mathematical programming

Mathematical programming, also referred to as mathematical optimization, is a foundational tool in operations research and one of the most widely applied approaches to decision making in complex systems. It involves formulating a system model with an objective function and a set of constraints that capture the dynamics of the system and the operational requirements. Time is typically discretized into decision intervals, and control actions are computed by solving an optimization problem over each interval [81]. In the context of AMoD control, the optimization objective typically revolves around service time and system profitability. A detailed discussion of common objectives is provided in Section VI. Constraints in a mathematical programming model vary depending on the underlying network model and operational requirements. Specifically, rebalancing is typically modeled using network flow approaches [20], [67], [82], [83] or queue-theoretical models [14]–[17], [70].

1) *Rebalancing in network flow problems:* Assuming  $N$  stations and discretized decision windows  $t \in \{1, 2, \dots, T\}$ , rebalancing decisions are made for OD pairs across stations. In particular, let  $p_{ij}$  and  $c_{ij}$  denote the profit from a passenger-carrying trip and the cost of rebalancing a vehicle from station  $i$  to  $j$ , respectively. Let  $S_i^t$  represent the number of vehicles at station  $i$  at time  $t$ . Furthermore,  $x_{ij}^t$  denotes the number of empty vehicles rebalanced from  $i$  to  $j$  at time  $t$ , and  $y_{ij}^t$  the number of customer-carrying vehicles traveling from  $i$  to  $j$  at time  $t$ . Given customer demand  $d_{ij}^t$  and travel time  $t_{ij}$ , the optimal rebalancing problem is formulated as:

$$\max \sum_{i,j,t} p_{ij} y_{ij}^t - \sum_{i,j,t} c_{ij} x_{ij}^t \quad (1a)$$

$$\text{s.t. } y_{ij}^t \leq d_{ij}^t \quad \forall i \in N, \forall t \in T, \quad (1b)$$

$$s_i^{t+1} = s_i^t + \sum_{j=1}^n x_{ji}^{t-t_{ji}} + \sum_{j=1}^n y_{ji}^{t-t_{ji}} - \sum_{j=1}^n x_{ij}^t \quad (1c)$$

$$- \sum_{j=1}^n y_{ij}^t \quad \forall i \in N, \forall t \in T, \quad (1d)$$

$$x_{ij}^t, y_{ij}^t, s_i^t \in \mathbb{N} \quad \forall i, j \in N, \forall t \in T,$$

where Eq. (1b) ensures that the satisfied demand does not exceed the passenger arrival, and Eq. (1c) ensures the flow conservation. Eq. (1a) denotes the objective related to maximizing service profit.

#### 2) *Rebalancing in queueing-theoretical problems:*

Queueing-theoretical models impose constraints based on the specific optimization goals of the queueing network, often addressing system stability [70] and balanced resource allocation [14]–[16]. Using the same network and demand setup as in network flow models, the optimal rebalancing problem under a Jackson network-based model [15] seeks to minimize rebalancing time while maintaining balanced service rates across all stations:

$$\min \sum_{i,j} t_{ij} \alpha_{ij} \psi_i \quad (2a)$$

$$\text{s.t. } \gamma_i = \gamma_j \quad \forall i, j \in N, \quad (2b)$$

$$\sum_j \alpha_{ij} = 1 \quad \forall i \in N, \quad (2c)$$

$$\alpha_{ij}, \psi_i \geq 0 \quad \forall i, j \in N, \quad (2d)$$

where  $\psi_i$  is the rebalancing rate from station  $i$  and  $\alpha_{ij}$  denotes the probability of vehicles being rebalanced from station  $i$  to  $j$ . The service rate is then  $\gamma_i = \pi_i / (\lambda_i + \psi_i)$ , where  $\lambda_i$  denotes the passenger arrival rate and  $\pi_i$  the throughput, a property of closed Jackson networks. These constraints stem from the fundamental principle of queueing theory, allowing efficient formulation of rebalancing strategies.

3) *Integration of matching and rebalancing:* In many works, matching and rebalancing are jointly optimized [38], [82], [84]–[86], since both contribute to overall vehicle flow. This relationship is evident in Eq. (1c), where  $y_{ij}^k$  represents the number of passengers matched at time  $k$ . However, ridepooling significantly increases the complexity of jointly solving the matching and rebalancing problems. In this context, joint optimization introduces another layer of complexity to the ridepooling assignment problem that is already computationally challenging as explained in Section III. A more common approach is to deal with matching and rebalancing in separate steps [26], [50], [51].

4) *Optimization for matching:* When studied alongside rebalancing, it is often assumed that the match occurs between passengers and vehicles within the same region [87], [88]. The rebalancing operation can be interpreted as the relocation of vehicles from their origin regions to destination regions to accommodate passengers from those destination areas. When modeled separately, the matching optimization problem is modeled mainly using vehicle-centric approaches [89]–[91]. The matching dynamics between passengers and vehicles from different regions result in the following formats:

$$\max \sum_{i,j} p_{ij} x_{ij} \quad (3a)$$

$$\text{s.t. } \sum_j x_{ij} \leq 1 \quad \forall i \in V, \quad (3b)$$

$$\sum_i x_{ij} \leq 1 \quad \forall j \in P, \quad (3c)$$

$$x_{ij} \text{ binary} \quad \forall i, j \in N. \quad (3d)$$

where  $x_{ij}$  represents a binary variable indicating whether vehicle  $i$  is matched with passenger  $j$ . This is a BMP, which is a canonical formulation of a wide range of assignment problems [92]. Although there are various solution methods for versions of this problem, one of the most widely used algorithms is the Hungarian method [93], [94].



5) *Future-state optimization via MPC*: Rebalancing and matching decisions depend not only on the current system state, but also on future ones. Model Predictive Control (MPC) is often leveraged to compute solutions over an expanded planning horizon, incorporating demand forecasts [38], [84]. Specifically, forecasts can be obtained from historical data from similar conditions [23], [95], or through deterministic or stochastic prediction models to account for uncertainty [85], [96]–[98]. Optimization-based approaches guarantee that solutions conform to specific constraints, and well-established theorems exist to ensure the solution’s optimality. However, as system size and problem complexity grow, the MPC approach becomes less viable due to the combinatorial explosion of possible decisions.

6) *Reproducibility considerations*: Much of the research in optimization-based AMoD control has focused on improving model scalability. To support such claims, researchers should clearly articulate how their proposed formulations contribute to scalability, both theoretically and empirically [99]. In particular, it is important to avoid the pitfall of implicit relaxation, where the problem is initially formulated in a certain way but later modified during experimentation to make it computationally tractable, without clearly communicating these changes. Such practices can obscure the true complexity of the problem and hinder fair comparisons. Therefore, any relaxation or approximation should be introduced explicitly, with adequate explanation or justification provided in, or immediately following, the problem formulation.

## B. Learning

In recent years, there has been growing interest in applying learning-based methods, particularly Reinforcement Learning (RL), to the control of AMoD systems. RL provides a powerful framework for developing control strategies through experience, allowing agents to adaptively learn how to make decisions in dynamic and uncertain environments [100]. Mathematically, RL problems are typically formalized as Markov Decision Processes (MDPs), characterized by a tuple  $(\mathcal{S}, \mathcal{A}, \mathcal{P}, d_0, R)$ , where  $\mathcal{S}$  is a set of all possible states the system can be in,  $\mathcal{A}$  is a set of possible actions,  $\mathcal{P}(s'|s, a)$  is the transition probability to state  $s'$  given current state  $s$  and action  $a$ ,  $d_0(s_0)$  denotes the initial state distribution, and  $R: \mathcal{S} \times \mathcal{A} \rightarrow \mathbb{R}$  is the reward function.

The goal of RL is to learn a possibly random policy  $\pi(a|s)$  that maximizes expected cumulative rewards over a finite horizon  $T$ . The probability of observing a trajectory  $\tau = (s_0, a_0, \dots, s_T, a_T, s_{T+1})$  under a policy  $\pi$  is:

$$p_\pi(\tau) = d_0(s_0) \prod_{t=0}^T \pi(a_t|s_t) \mathcal{P}(s_{t+1}|s_t, a_t), \quad (4)$$

and the learning objective is

$$\max_{\pi} \mathbb{E}_{\tau \sim p_\pi(\tau)} \left[ \sum_{t=0}^T \gamma^t R(s_t, a_t) \right], \quad (5)$$

where  $\gamma \in (0, 1]$  is a scalar discount factor that progressively diminishes the weight assigned to future rewards. In the context of AMoD control, the state space typically includes demand-related variables (e.g., passenger arrivals, queue lengths, travel times), fleet status, and the network

configuration, while the action space includes operational decisions such as rebalancing flows or vehicle-passenger matching. For a comprehensive review of RL-based AMoD control frameworks, we refer the reader to [101].

1) *Online RL*: Most RL algorithms follow a standard learning loop, in which the agent interacts with the environment by observing the current state  $s_t$ , selecting an action  $a_t$ , receiving a reward  $r_t = R(s_t, a_t)$ , and transitioning to the next state  $s_{t+1}$ . This sequence of interactions is used to iteratively improve the policy. Historically, two principal paradigms have emerged: (1) a global, centralized controller observes the entire system state and makes joint decisions for all vehicles [42], [102]; (2) each vehicle in the fleet acts as an independent agent with access to local information, taking coordinated actions in a decentralized fashion [103], [104]. This approach is also referred to as Multi-Agent Reinforcement Learning (MARL). Each paradigm offers trade-offs. Centralized control enables more effective fleet coordination but suffers from high-dimensional state and action spaces as system size increases. MARL improves scalability by decomposing the problem; however, training becomes more complex due to the need to model agent interactions and emergent behaviors. Research in this area often focuses on how to model inter-agent communication and cooperation strategies.

2) *Offline RL*: Traditional (online) RL requires continual interaction with the environment or a simulator. However, this is often infeasible in real-world AMoD systems due to safety, cost, or simulation fidelity constraints. In such cases, offline RL (also known as *batch RL*) provides an alternative by training policies exclusively on pre-collected trajectories [105]. It enables learning without active exploration but introduces new challenges, most notably, the problem of distributional shift between the behavior policy used to collect the data and the policy being learned. This mismatch can lead to compounding errors during evaluation, and much of the literature focuses on mitigating this issue [31], [88].

3) *Imitation learning*: In offline RL, training is conducted using pre-collected trajectories, which consist of historical state-action pairs. When there are guarantees regarding the quality of these actions, the agent can be trained directly to learn the mapping from the states to actions. This supervised learning process is known as imitation learning [106]. For AMoD control, these quality guarantees often stem from solutions based on optimization models or well-designed heuristics [107]. While optimization models can offer guarantees of optimality, they are typically intractable for real-time control in large networks. Imitation learning aims to capture the structural patterns of optimal solutions derived from optimization models by training agents to reproduce these decisions during online operation, thus avoiding computationally intensive optimization procedures.

4) *Reproducibility considerations*: To ensure reproducibility in RL-based AMoD control, authors should explicitly specify the four core components of the MDP: the state space, action space, reward function, and transition dynamics. In particular, precise documentation of how demand patterns, vehicle states, and control decisions are encoded is essential. These elements not only define the RL learning setup but also clarify how the original problem is formulated as a MDP, which is crucial for reproducibility and comparability. Furthermore, the policy representation, often realized as a neural

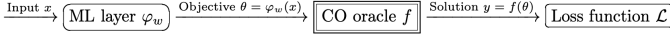


Fig. 3: CO-enriched ML pipeline [114].

network, must be thoroughly described, including architecture details, training hyperparameters, and optimization methods. For offline RL and imitation learning approaches, it is crucial that the offline trajectories are either publicly available or accompanied by comprehensive documentation on how they were generated. The broader RL community has recognized the critical role of data and implementation details in experimental reproducibility [108]; the same standards apply here. Finally, given the high dimensionality of AMoD problems, authors should report evidence of convergence, robustness across multiple random seeds, and performance consistency across different system scales. This is particularly important for evaluating real-world readiness, where control policies must generalize beyond a narrow set of training scenarios.

### C. Combination of optimization and learning

As outlined in the previous sections, mathematical optimization and RL each offer distinct advantages and limitations for AMoD control. Optimization-based methods provide interpretability, robustness, and performance guarantees but often require solving complex problems repeatedly at every decision interval, making them computationally intensive, especially at scale or under real-time constraints. In contrast, RL methods enable fast online decision-making by offloading much of the computational burden to offline training. While RL requires fewer modeling assumptions and offers faster online inference, it lacks the same level of guarantees and can be hard to debug and interpret. Recognizing such complementary strengths, a growing body of research explores the integration of optimization and learning for efficient AMoD control. These hybrid approaches can be broadly grouped into three categories.

1) *Learning to guide optimization*: In this approach, the optimization structure is preserved, but learning is leveraged to simplify or parametrize certain aspects of the problem. For instance, rather than directly learning OD-based rebalancing flows, the RL agent may learn a desired distribution of available vehicles across regions [87], [109], [110]. The actual flows are then computed by solving a lightweight optimization problem that minimizes rebalancing costs while satisfying the learned target distribution. This specific approach reduces the action space from  $\mathcal{O}(N^2)$  to  $\mathcal{O}(N)$ , significantly improving scalability while simultaneously ensuring that control actions satisfy domain constraints. Moreover, the integration of optimization-based component with learning-based policy further facilitates Offline RL [111].

2) *Learning to improve optimization objectives*: A second class of methods leverages learning to improve or augment non-myopic optimization formulations. Here, learning models are used to estimate weights, preferences, or forecasts that serve as inputs to an optimization routine. Examples include learning arc weights in a bipartite matching graph or cost-to-go estimates to guide multistep rebalancing decisions [25], [28], [53], [112], [113]. These methods retain the structure and guarantees of classical optimization, but gain flexibility and adaptability through learned components.

3) *Combinatorial optimization-enriched machine learning*: Beyond traditional RL frameworks, a more recent line of work investigates how to directly embed Combinatorial Optimization (CO) into ML pipelines. This approach, referred to as CO-enriched ML [114], is particularly effective when high-quality solutions are available offline, either through exact solvers or near-optimal heuristics. The main idea is to train a ML model to predict intermediate parameters of a simplified CO problem that is easier to solve than the original one, while still preserving key structural properties. As shown in Fig. 3, the CO-enriched ML pipeline can be described as follows: a problem scenario  $x$  is mapped through an ML model to a parametrized CO problem. A solver  $f$  computes the corresponding solution  $y$ , and training minimizes the gap between the objective values of the predicted solution  $y$ , and the ground-truth optimal solution  $\bar{y}$ . The loss function is defined as:

$$\mathcal{L}(\theta, \bar{y}) = \theta^T g(y) + h(y) - (\theta^T g(\bar{y}) + h(\bar{y})),$$

where  $\theta^T g(y) + h(y)$  encodes the objective of the simplified CO problem.

A key challenge in CO-enriched ML lies in the non-differentiability of combinatorial objectives, which are typically piecewise constant with vanishing gradients almost everywhere. To address this, probabilistic surrogate methods are used to approximate gradients during training [114]. These techniques have shown promising results in data-scarce settings, including AMoD dispatching tasks [107], [115].

While both RL and CO-enriched ML aim to map problem configurations (states) to operational decisions (actions), their learning dynamics differ significantly. In RL, the learning signal is propagated through value functions or policies that map directly to control actions. In CO-enriched ML, the learning signal is propagated through the parametrization of the optimization problem itself, effectively learning how to construct simpler problems that still yield high-quality solutions. This often leads to more sample-efficient training when optimal or near-optimal solutions are known in advance [114]. Recently, a first work proposed to embed CO-enriched ML within a RL paradigm, which allows to combine the strengths of both approaches [116].

4) *Reproducibility considerations*: In hybrid approaches, reproducibility hinges on a clear specification of how optimization and learning are combined. Key aspects that must be documented include a) the structure and constraints of the optimization model, b) the role of learning in parameter estimation, objective shaping, or problem simplification, c) the model architecture, training dataset, and loss function (for learned components), d) the algorithm used for training, and e) evaluation metrics and baselines for comparison. A well-documented allocation of computational resources between the two modules is crucial to interpreting results and enabling reuse in future work.

### D. Heuristics

Beyond the paradigms introduced so far, research on AMoD control has focused on developing ad-hoc heuristics tailored to specific problem settings or system characteristics. Such methods are often designed to address challenges that are difficult to capture within standard frameworks, such as highly localized dynamics, non-uniform demand distributions, or



computational constraints. For instance, [117] proposes a two-stage solution for systems with advanced trip-reservations: short-term routing decisions are made via optimization, while a long-term route design is built using a heuristic informed by short-term outcomes. Alternatively, [118] introduces a hierarchical control strategy in which a high-level, learning-based controller governs inter-regional rebalancing, while a low-level coverage control algorithm manages fine-grained vehicle movement within each region. Ruch et al. [91] address spatially correlated demand by proposing a strategy that dispatches multiple vehicles to a single request, increasing responsiveness in regions with burst or uncertain demand. Other works focus on improving computational efficiency through heuristics that accelerate optimization [55], [68], [119], [120], or by implementing rule-based strategies [54], [89], [121], [122] that reduce the complexity of decision-making in practical deployments.

*Reproducibility considerations:* Given their domain-specific nature, it is especially important for heuristic algorithms to clearly specify the problem setting, the assumptions, and their intended use case. Doing so helps clarify the contribution, contextualize the performance, and guide future researchers in identifying when such approaches may be appropriate or extensible.

A summary of key AMoD studies, including their modeling frameworks, operational focus, constraints, and algorithmic approach, is provided in Table I.

## V. MODELING ASSUMPTIONS

Assumptions play a critical role in shaping the design of AMoD algorithms. They complete the model by narrowing the scope of potential use cases for the proposed methodology. In this section, we discuss the core assumptions commonly made in AMoD research to highlight the gap between the experimental setup and real-world scenarios. Clearly specifying these assumptions in the research presentation is essential for effective benchmarking and comparisons between different works.

### A. Modeling demand

Passenger demand plays a crucial role in shaping operational decisions, as discussed in Section IV. Various assumptions can be made about demand behavior, each influencing the modeling approach and decision-making process.

1) *Time-varying vs. time-invariant:* *Time-varying* demand fluctuates over time, reflecting real-world dynamics. Demand can vary over time based on travel patterns, or be influenced by AMoD operations (i.e., elastic demand depending on available vehicles). In contrast, the *time-invariant* demand is constant over time. This assumption is often used in queueing-theoretical models to estimate expected waiting times and establish equilibrium conditions [15], [16]. The time-invariant assumption is reasonable when the demand changes gradually, as often observed in dense urban environments [134].

2) *Deterministic vs. stochastic:* Deterministic demand is assumed to be precisely known, either derived directly from historical data or obtained through a forecast model capable of providing accurate predictions. Stochastic demand, instead, accounts for passenger arrivals following a stochastic process, typically leveraging Poisson processes [20], [67], [71], [122].

Such an assumption is ubiquitous in queueing-theoretical models and studies where passenger arrivals are treated as part of a queueing system. The assumptions regarding transportation demand in AMoD research are analogous to those concerning demand in power grid control or communication networks research. Clarifying such assumptions similarly affects the reproducibility of these studies.

### B. Accounting for congestion

Congestion is a critical aspect of transportation management, as it leads to increased emissions and wasted productivity [1]. In most AMoD control studies, congestion is assumed to be *exogenous* (i.e., not influenced by fleet operations) and travel times remain fixed regardless of operations. This assumption holds if the AMoD fleet represents a small fraction of the overall traffic and does not significantly impact network conditions [2]. However, as the size of the fleet increases, AMoD operations can contribute substantially to congestion [135], [136]. In this case, it is necessary to model *endogenous* congestion, where the activity of the fleet influences the dynamics of the network. Various approaches have been proposed in the literature and are outlined in the following paragraphs.

1) *Threshold models:* In this simplified model, vehicles travel at free-flow speed as long as the flow rate remains below a predefined critical flow threshold for a given road segment [16], [82], [137]. When operations exceed this threshold, flow constraints are imposed. This approach, rooted in classical traffic flow theory [138], is effective when the goal is to prevent the onset of congestion rather than to model its full dynamics.

2) *BPR Model:* The Bureau of Public Roads (BPR) model is the most widely used method to model congestion in AMoD systems [24], [83], [95], [125]. Developed in [139], it expresses the relation between traffic flow and travel time as:

$$t_a(x_a) = t_a^0 \left( 1 + 0.15 \left( \frac{x_a}{\gamma_a} \right)^4 \right), \quad (6)$$

where  $t_a^0$  is the free flow travel time on road  $a$ ,  $x_a$  is the traffic flow on road  $a$ , and  $\gamma_a$  denotes the capacity of road  $a$ . By tracking the flow on each link, the BPR model captures the effects of congestion on travel time, making it a widely adopted and computationally efficient approach.

3) *Macroscopic Fundamental Diagram:* The Macroscopic Fundamental Diagram (MFD) model characterizes the relation between traffic flow, density, and speed within a transportation network [118]. The flow speed MFD unlocks the speed estimate based on the specific traffic flow of the link, which is then used to calculate the travel time. Unlike the BPR model, MFD must be built for each specific network using link and intersection parameters. The first analytical method for approximating MFD was proposed in [140].

4) *Cell and Link Transmission Models:* The Cell Transmission Model (CTM) models traffic evolution along a single road segment by discretizing it into equal length cells [33], [62], [119], [141]. The number of cells depends on the free-flow speed and the duration of the time interval. Congestion propagates from bottlenecks through the cells, reducing vehicle speeds dynamically. The Link Transmission Model (LTM) simplifies CTM by tracking vehicles only at the upstream

TABLE I: Previous work on AMoD control with different methods.

System model			Operations			Constraints			Algorithm				Reference
N	Q	V	Matching	Rebalancing	Ridepooling	Charging	Parking	Fleet	O	L	Combined	Customized	
✓			✓						✓				[20]
✓				✓					✓				[23], [67], [82], [83], [123], [124]
✓				✓				✓	✓				[67]
✓			✓	✓					✓				[24], [82], [85], [86], [97], [125]
		✓	✓			✓			✓				[27]
		✓	✓								✓		[25], [113], [126]
		✓	✓	✓	✓				✓				[26], [50], [51]
✓		✓		✓								✓	[118]
✓				✓					✓				[127]
✓	✓			✓		✓			✓				[16]
✓			✓	✓							✓		[115]
		✓	✓	✓							✓		[28]
✓		✓	✓		✓							✓	[45], [119]
		✓	✓		✓				✓				[128]
	✓			✓		✓			✓				[14], [15], [129]
✓	✓		✓	✓	✓			✓	✓			✓	[70]
✓			✓	✓	✓			✓	✓			✓	[54]
✓			✓		✓			✓	✓				[68]
✓			✓						✓				[62]
		✓	✓	✓	✓							✓	[89]
		✓	✓	✓	✓					✓			[104]
✓				✓	✓				✓				[44], [59]
		✓	✓									✓	[90], [121], [122]
		✓	✓	✓								✓	[91], [117]
✓			✓	✓				✓	✓				[69]
✓			✓		✓				✓				[58]
		✓	✓	✓		✓			✓				[38], [130]
✓			✓	✓								✓	[131]
		✓	✓	✓						✓			[132]
		✓	✓	✓						✓			[57], [102]
✓			✓	✓	✓	✓					✓		[133]
✓			✓	✓		✓			✓				[96]
		✓		✓	✓				✓				[103]
		✓	✓		✓				✓				[30]
		✓	✓		✓						✓		[52]
		✓	✓	✓	✓					✓			[42], [53]
✓			✓	✓	✓			✓	✓			✓	[55]
		✓	✓	✓	✓			✓	✓				[61]
		✓	✓	✓	✓	✓	✓	✓	✓	✓			[77]
		✓	✓	✓	✓		✓	✓					[66]
✓			✓	✓		✓		✓	✓			✓	[120]
		✓	✓	✓	✓			✓	✓				[71]
		✓	✓	✓					✓	✓			[56]
✓			✓	✓							✓		[60]
		✓		✓								✓	[87]
		✓		✓		✓						✓	[29]

<sup>1</sup> In the system model column, “N” represents “Network flow”, “Q” represents “Queue-theoretical”, and “V” represents “Vehicle-centric”.

<sup>2</sup> In the constraints column, “Fleet” means that the number of vehicles appears as a constraint or decision variable in the model explicitly.

<sup>3</sup> In the algorithm column, “O” represents “Optimization” and “L” represents “Learning”.

and downstream ends of each link, reducing computational complexity [142].

While most of the existing operational policies proposed in the current AMoD research ignore the congestion effect by claiming a low penetration rate of the service, with the increase of AMoD share, the congestion effect will become prominent and not negligible. In fact, AMoD has been shown to potentially lead to increased vehicle traveling distance and congestion level due to rebalancing and deadhead trips [143]. An important aspect of the congestion effect is the induced carbon emission. The transportation sector is a fast-growing contributor to global carbon emissions, and in the U.S., 80% of the emissions from the transportation sector come from individual ground transportation [144]. Future research is strongly recommended to account for the influence of AMoD on road usage and design the algorithm to constrain the effect to a reasonable level.

### C. Modeling passengers

It is important to model how passengers respond to the performance of the system, specifically in relation to demand elasticity. When demand is *inelastic*, passengers remain in the system until they are matched with a vehicle. However,

in multimodal transportation systems, where alternative travel options exist, passengers can abandon the system if they experience excessive waiting time or increased trip costs. *Elastic* demand can be modeled in various ways, which are described below.

1) *Passenger loss model*: Here, passengers are sensitive to time and exit the system if they are not matched within the same time window in which they requested a trip [20], [27], [113], [128]. This is called a rejection model, where passengers leave if their request is denied [25], [28], and this class of models is particularly relevant in systems requiring a high level of service reliability.

2) *Maximum passenger waiting time*: Here, passengers remain in the system until their waiting time exceeds a predefined maximum waiting time or designated pickup interval [23], [29], [56], [57], [103], [126]. Otherwise, they abandon the system.

3) *Maximum delay model*: Passengers are only matched if their trip can be completed before a specified drop-off time [26], [53], [55]. Otherwise, they remain in the system until their latest acceptable pickup time expires.

4) *Choice model*: Passengers make travel decisions based on utility functions that incorporate factors such as waiting

time, cost, and service quality [52], [145], [146]. This model provides a more realistic approximation of human decision-making and allows for a probabilistic representation of passenger behavior. Integrating choice models into AMoD control modules is an emerging and promising research direction. When applied, the elasticity of the choice to the traveling attributes, such as the value of time, needs to be reported to justify the rationality of the passenger behavior, and to clarify the scope of the impact of the control actions.

#### D. Unknown demand

Given that future demand is unknown during operation planning, yet crucial for non-myopic decision-making, various strategies have been employed to get demand information. First, historical data can be leveraged, either by directly using past demand as a proxy for future demand, or by employing predictive models. This method typically requires high data quality and accurate forecasts, which makes it often impractical. Even with high-quality data, the historical demand-based prediction might be biased, as historical demand is usually highly dependent on historical supply. In this case, censored demand forecasting is required to provide an unbiased estimator that accounts for latent demand [147].

To mitigate reliance on accurate forecasts, robust algorithms can be designed to deal with prediction uncertainty. Specifically, in optimization-based approaches, robust optimization improves the robustness of the solution by optimizing decisions based on worst-case performance over potential demand distributions [84], [103] or uncertainty sets [97].

When future demand or demand distributions are unknown and hard to predict, there are two alternative methods: one could run the deterministic optimization problem dynamically as new passenger arrivals are observed (real-time optimization) or, alternatively, use RL, since RL inherently accounts for stochasticity by training policies to maximize expected rewards over multiple time steps, without requiring explicit knowledge of system dynamics.

#### E. Reproducibility considerations

The assumptions mentioned above can often be inferred from the model and experiment sections, even if they are not explicitly stated. For instance, the congestion assumption and the passenger model are sometimes important components that are integrated as constraints within the system model and algorithm design, and the demand assumption can be inferred for the experiment setup. However, we encourage that these assumptions be explicitly clarified in the problem definition. Doing so allows the reader to quickly identify the application scenario of the research work without needing to thoroughly review the entire work, thereby facilitating easier and faster benchmarking.

## VI. EVALUATION CRITERIA

In previous sections, we have presented the methodological aspects related to AMoD research. Before conducting experiments to test a proposed method, it is crucial to establish *evaluation criteria*, as they play a fundamental role in benchmarking and demonstrating the contributions of a specific approach. In this section, we primarily focus on important benchmarking criteria specific to AMoD control.

General guidelines on benchmarking in different systems can be found in [148].

#### A. Computational complexity

The task of controlling AMoD systems is a computationally taxing one due to the system scale and the potential degree of interactions involved. In this context, computational complexity is a key factor in determining real-world applicability and improvement with respect to the state of the art. Specifically, several metrics are commonly considered for comparison. Authors often refer to absolute solution times [117], [125], [133], or real-time optimality, assessing the quality of solutions within operational time constraints [24], [26], [50]. Further metrics involve convergence performance (e.g., for learning approaches) [28], [126] and scalability analysis for computational complexity [62], [90].

#### B. Performance on control objectives

Another direct way to evaluate an algorithm is by measuring its performance against its defined control objectives, as discussed in Section IV. Common metrics include average travel time, travel distance, service rate, and revenue. Importantly, the choice of metrics should align with model assumptions. For instance, if a model imposes a maximum waiting time or a service window, the notion of average waiting time alone may not fully capture service quality. In such cases, one could additionally consider the service rate, accounting for the capped waiting time. Furthermore, in models without strict waiting-time constraints, outliers in which some passengers wait significantly longer than others could be hidden by using averages. Crucially, this could introduce equity concerns, which should be explicitly acknowledged. One way to reveal whether such disparities occur is by reporting the 95th percentile waiting time, as suggested in [149].

Demonstrating performance improvement requires not only showcasing efficiency gains but also establishing the robustness of these improvements across diverse scenarios, thereby ensuring the generalization ability of new approaches. Specifically, robustness can be validated through sensitivity analysis, evaluating performance variations across different conditions, including demand patterns [57], [87], algorithm-specific parameters (i.e., AV penetration rate [63], capacity [55]), and fleet size [117], [122]. Reporting the robustness of the performance improvement and the factors affecting it is crucial for the reproducibility of the results.

#### C. Externality

As the adoption rate of AMoD increases, it starts to affect the overall transportation network. A common criticism of AMoD is its potential to increase road congestion. Therefore, an important contribution of a proposed method could be demonstrating its ability to mitigate traffic impact while maintaining service efficiency. This impact could be evaluated by checking road utilization [15], [16], [119], [137], and travel times [33], [56], [82].

Another important yet underexplored topic is the influence of the control algorithm on equity. In the context of AMoD control, developing algorithms with specific concern about service equity supports the creation of equitable transportation systems. It is worth mentioning that equality does not mean

equal distribution for all individuals. It is rather a concern to allocate resources based on the needs and abilities of different social groups [150].

Specifically, AMoD’s impacts on equity involve various factors, including service availability and affordability. As discussed in Section VI, AMoD control objectives have focused mostly on time and monetary metrics. Without an equity focus, the designed algorithm inevitably prioritizes the trips that provide higher profit in a shorter time. Most equity-related MoD research has been focusing on quantifying the equity impacts by designing equity-focused service metrics and assessing the impact of proposed control algorithms [151], [152]. The next step would be promoting equity-centric algorithms, which is a novel and important research topic for the AMoD research community.

## VII. EXPERIMENTS

The design of experiments plays a central role in validating proposed methods and is a cornerstone of reproducible research. Reproducibility hinges on the replicability of experimental results and the validity of the conclusions drawn from them, which in turn requires a well-structured and transparently documented experimental setup. In this section, we identify and discuss key components of experimental design that influence reproducibility in AMoD control research. In addition, we provide a curated list of publicly available datasets and simulators to support standardized experimentation and facilitate future benchmarking efforts.

### A. Demand datasets

Trip record data is the most commonly used data type in AMoD control research. Such records typically include pickup and dropoff times and locations, travel distances, and in some cases, additional metadata such as fare amounts and payment types. Several publicly available datasets have become de facto standards in the field, supporting a range of simulation and validation efforts.

1) *NYC Taxi & Limousine Commission (TLC) Data*: This is the most widely used dataset in AMoD research [153]. It provides detailed trip-level data for the five boroughs of NYC (Manhattan, Bronx, Brooklyn, Queens, and Staten Island), with Manhattan being the most commonly studied in the literature. Since 2009, the data set has included yellow and green taxi trips, and starting in 2019, it also includes ride-hailing records (e.g. Uber and Lyft) classified under the “For-Hire Vehicle (FHV)” label. To preserve privacy, location data is anonymized using predefined taxi zones, and the corresponding shapefiles and zone maps are readily accessible through the TLC website. The TLC dataset is particularly valued for its rich metadata and well-maintained documentation, which reduces the burden on researchers to describe preprocessing steps in detail. Moreover, the dataset is updated monthly, ensuring continued relevance and minimizing concerns about data obsolescence.

2) *NYC Taxi Trip Data*: Another variant of the NYC data is hosted by the Illinois Data Bank [154]. This collection contains taxi trip records from 2019 to 2013, which were originally acquired from the NYC TLC. Unlike the zonal representation in the newer TLC data, this dataset includes raw GPS coordinates for pickup and dropoff locations. It was

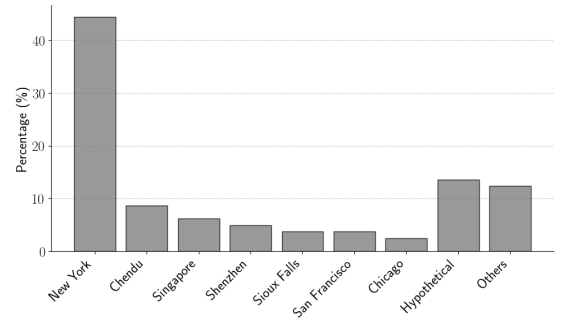


Fig. 4: Distribution of networks used in AMoD case studies.

used in [155], and the accompanying preprocessing scripts are publicly available [156], offering a reproducible analysis pipeline for researchers working with GPS-based mobility data.

3) *San Francisco Taxi Trace Data*: This data set [157] provides GPS traces for approximately 500 taxis from May to June 2008. In addition to location data, it includes an “occupancy” flag that indicates whether a taxi has a passenger on board. This enables reconstruction of trips from continuous trace data. Although older, this data set has been leveraged in several AMoD studies [44], [91], [131], especially to evaluate algorithms in scenarios with spatial heterogeneity and demand imbalance.

4) *Sioux Falls Data*: A more synthetic dataset is based on the Sioux Falls transportation network, included in a classical transportation benchmark database [158]. This dataset provides static OD flow data without temporal resolution, originally intended for studying traffic assignment. Despite its simplicity and lack of realism, the Sioux Falls network has been used in several AMoD control papers [61], [89], often for debugging or testing algorithms in a controlled environment due to its small size and clean topology.

5) *Reproducibility considerations*: To ensure reproducibility and community comparability, researchers are encouraged to use publicly available datasets that are actively maintained. Fig. 4 shows the networks used in the case studies by the AMoD research in the reviewed studies. New York is the most widely used network as the dataset is actively maintained and publicly accessible. The NYC TLC dataset offers a strong benchmark, analogous in impact to how ImageNet [159] and KITTI [160] accelerated progress in computer vision and robotics. We also provide tooling to generate realistic AMoD scenarios based on these datasets at <https://github.com/mit-zardini-lab/scenario-generation>.

It is also worth noting that although Shenzhen network is used in many works, the data comes from a challenge published by DiDi [161] in 2016, and it is not publicly maintained or available on the original website anymore. In addition, many papers use networks of specific cities or proprietary datasets (categorized as “others” in Fig. 5c) that are not publicly accessible [17], [96], [104], [118], [120], [123]. In such cases, if the dataset cannot be shared, authors should at minimum provide detailed metadata and high-level summaries, such as spatial coverage, time horizon, demand distribution, and sampling frequency, to allow others to build comparable experimental scenarios.

Finally, data preprocessing is a critical step that is often

underreported. Cleaning procedures, sampling, trip filtering, or demand aggregation can significantly influence experimental outcomes. Specifically, for network-based research, the network graph is sometimes pruned to accelerate the computation in getting the results, which is often not mentioned. To support reproducibility, any preprocessing steps that deviate from the raw dataset should be clearly documented. This includes thresholding, zone aggregation, graph pruning, trajectory simplification, or noise removal techniques, details that are frequently omitted in current research but are essential for fair comparison and replication.

### B. Network granularity

In real-world transportation systems, traffic flows along road links that connect intersections within a detailed urban network. The number of such links and the complexity of their interactions significantly influence the scale of the AMoD control problem. To manage computational complexity in experimental setups, researchers often aggregate road-level details into higher-level abstractions, typically in the form of regions or stations, where vehicles are assumed to move between such regions rather than individual road segments. The *granularity* of the network representation used in experiments is a critical design choice. It affects both the fidelity of the simulation and the scalability of the proposed algorithm [110].

As the example illustrated in Fig. 5, existing studies vary considerably in how they model the underlying network. Such variations can be broadly categorized into three levels of decreasing granularity. The highest level of detail is the *node-based network* (Fig. 5a), where operations are modeled on an explicit road network with individual nodes and links [26], [51], [112]. This approach offers the most realistic representation of urban topology and is particularly suitable for high-fidelity simulations. However, it also introduces significant computational demands, making algorithmic efficiency a critical concern. A more abstract formulation is the *mixed network model* (Fig. 5b), where decision-making, such as dispatching or rebalancing, is conducted at the region level, while vehicle movements are still simulated on the full node-link network [118], [124]. This hybrid approach is common in rebalancing research, where idle vehicles can be repositioned without a fixed destination. It balances operational realism with tractable decision-making, making it a practical compromise between accuracy and scalability. Finally, the most simplified representation is the *region-based network* (Fig. 5c), in which both operations and vehicle movements are modeled at the region level. Pickup and dropoff locations are aggregated, and intra-region travel dynamics are ignored. This abstraction is the most commonly used in AMoD control research due to its simplicity and reduced computational overhead, making it ideal for evaluating high-level policies or conducting large-scale sensitivity analysis.

In region-based experiments, the method used to partition the network into regions plays a critical role in determining the spatial resolution of the simulation. Despite its importance, this aspect is often underreported or completely omitted in many published papers. The number and layout of regions directly influence the fidelity of the experiment, the granularity of operational decisions, and ultimately, the perceived performance of the control algorithm. Typically, three main approaches are used to define regional partitions. The first

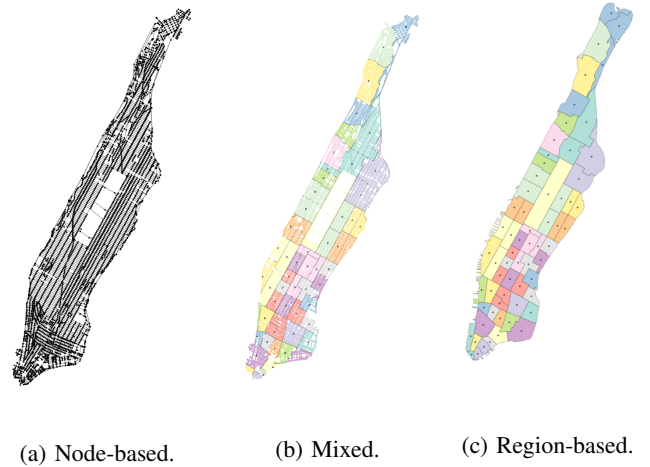


Fig. 5: Different network granularity for NYC.

approach leverages administrative or census regions defined by government agencies [127]. These partitions offer a consistent and policy-aligned geographical structure, but may not align with actual demand patterns or travel behavior. The second approach clusters OD pairs of trip demand using unsupervised learning techniques, most commonly k-means clustering [38], [69], [82], [131]. In these cases, it is important to explicitly specify how the number of clusters (i.e., regions) is chosen. This number may be derived from external sources, such as the number of postal codes in a city [67], or optimized internally, for example, to ensure that all nodes within a region are reachable from the center of the region [30]. The third approach discretizes the network into a uniform grid of fixed-size cells [42], [104], [132]. This method is straightforward and facilitates implementation, particularly in simulations that require efficient spatial indexing or integration with raster-based data. However, the size and shape of the grid significantly affect the resolution and realism of the experiment and should always be reported explicitly.

Choosing the appropriate level of granularity involves trade-offs between modeling realism and computational efficiency. As such, it is essential for researchers to clearly report the granularity used in their experiments and justify it in relation to the intended scope, evaluation metrics, and algorithmic assumptions.

### C. Simulators

Since AMoD control strategies are designed to optimize system performance over extended time horizons, it is essential to simulate how control actions influence system dynamics over time. The simulator serves as the backbone of any experimental pipeline, yet in much of existing AMoD research, simulation details are poorly documented or not made publicly available [10]. This lack of transparency poses a major barrier to reproducibility. Clear documentation of the simulation environment, including assumptions, parameters, and state transition logic, is critical to allow replicability and facilitate meaningful comparisons between studies.

Broadly, simulation in AMoD research takes two forms: custom-built simulators tailored to specific experimental se-

tups, and general-purpose transportation simulators that offer broader functionality and higher fidelity. When developing a custom simulator, researchers should provide a detailed description of the simulation pipeline, including how vehicle states, passenger behavior, and network evolution are modeled over time. Good examples of this practice include [84], [119], where authors use flowcharts and dedicated sections to clearly communicate their simulation framework. Another good practice of a well-documented simulator is in [162], where the authors provide a detailed documentation of the different modules and available functionality of the developed AMoD simulator. The source code and user guide is also provided. In contrast to the custom-built simulators, general-purpose simulators, developed and maintained by large research communities, offer mature infrastructure and extensive documentation. These tools incorporate a wide range of features and assumptions, and they are often validated across multiple use cases. The most commonly used general-purpose simulators for AMoD research are detailed in the following.

1) *MATSim* [163]: MATSim is an open-source, activity-based microscopic simulator designed for large-scale, agent-based transportation modeling. It simulates individual traveler behavior using a queue-based traffic flow model and assigns plans to agents based on a scoring function interpreted as a utility model. While MATSim does not explicitly simulate detailed car-following behavior, it efficiently captures congestion effects at scale. Importantly, MATSim allows for integration of custom AMoD control algorithms by overriding the plan-choice module. After executing agent plans, it updates link travel times, which are then used to inform subsequent decision windows. This architecture supports both real-time optimization and iterative scenario analysis.

2) *SimMobility* [164]: SimMobility offers a multi-scale simulation framework capable of modeling ininteractions across short-, mid-, and long-term horizons. Its short-term module captures microscopic behaviors such as lane-changing and braking; the mid-term module focuses on route and mode choice dynamics; and the long-term module simulates structural trends such as land use, vehicle ownership, and job location decisions. Although SimMobility has been used in AMoD control [165], it is more commonly employed to assess the systemic impact of AMoD systems on accessibility [166], [167] and interactions with other transportation modes [135], [168]. Its ability to capture behavioral adaptations and cross-modal feedback makes it particularly well-suited for urban planning and policy evaluation.

3) *SUMO* [169]: SUMO is another open-source microscopic simulator that emphasizes usability and extensibility. Similar to MATSim, it supports large-scale simulation with relatively lightweight computational demand. A key advantage of SUMO is its rich suite of auxiliary tools for building simulations based on real-world data. It also features a Graphical User Interface (GUI) for visualizing simulations and debugging control logic in real time. The availability of Python bindings further improves SUMO's versatility, allowing it to be embedded into broader research pipelines and enabling easy integration with optimization or learning algorithms [110].

4) *AMoDeus* [170]: This is a simulator specifically designed for AMoD systems. Built on top of MATSim, it provides a unified framework for simulating and benchmarking a variety of fleet control algorithms. AMoDeus includes a

curated library of state-of-the-art AMoD policies, including support for ridepooling and electric fleet variants. A comprehensive list of available algorithms is maintained in [171], making AMoDeus one of the most reproducibility-oriented platforms currently available for AMoD experimentation.

When selecting or developing a simulator, it is important to consider the trade-off between fidelity and transparency. General-purpose simulators offer realism and robust documentation, but may be harder to tailor for specific AMoD experiments. Custom simulators allow for fine-grained control and rapid iteration but require meticulous documentation to support reproducibility. Regardless of the choice, future research should prioritize clear communication of simulation assumptions, modularity in design, and public access to code and scenario definitions.

#### D. Parameter values

Running controlled experiments requires careful specification of both simulator and algorithm parameters. Among these, one of the most impactful, yet frequently underreported, parameters is the fleet size. The number of vehicles in the system directly affects system performance metrics such as waiting time, vehicle utilization, and rebalancing efficiency. Consequently, the choice of fleet size should not be arbitrary; it should be motivated by clearly defined criteria and explicitly stated in the experimental setup.

Different studies adopt varying strategies for determining fleet size. Some aim to provide enough vehicles to meet all demand [119], others target performance guarantees such as limiting maximum passenger waiting time [54], or ensure a buffer of idle vehicles for effective rebalancing [102]. A more robust and widely adopted approach is to evaluate algorithm performance across a range of fleet sizes [16], [28], [38], [115]. This not only demonstrates the algorithm's scalability and generalizability, but also helps identify regimes in which it is most effective. The chosen fleet size, when considered jointly with the scale and structure of the experimental dataset, provides important insights into the applicability of the proposed algorithm. Reporting both allows readers to understand the operational context and assess the potential for deployment in real-world scenarios. Moreover, it signals the algorithm's scalability and suitability for extension in future research.

In addition to fleet size, many other parameters, such as cost coefficients, vehicle speed, demand elasticity, and algorithm-specific hyperparameters, play a critical role in shaping the behavior and outcomes of the system. These values should be presented systematically, ideally in a parameter table that includes i) the parameter's name, ii) the value used in the experiment, and iii) the rationale for its selection. Providing this level of detail serves two key purposes: it supports reproducibility by allowing other researchers to replicate results exactly, and it enables adaptability by helping others transfer the approach to new datasets or scenarios with confidence. Thorough documentation of parameter settings is thus not just good practice. It is essential for building a credible and reusable body of work in AMoD research.

#### E. Randomness and Robustness

When randomness is present in an algorithm or simulator, results can vary across different runs, even under identical



experimental setups. This is particularly true for data-driven control algorithms that incorporate ML, where sensitivity to training conditions and stochastic components (e.g., initialization, sampling, exploration) can lead to significant performance fluctuations [108]. To ensure the credibility and reproducibility of results, it is essential to report performance statistics over multiple independent experiments. In particular, metrics such as the mean and standard deviation across random seeds provide a quantitative measure of the algorithm’s robustness and its sensitivity to random variation. This practice is well-established in many communities (e.g., ML), where it is considered a standard for demonstrating that the reported performance is stable and generalizable [172].

#### F. Reproducibility of code

In addition to the methodological transparency discussed throughout this paper, code availability and clarity are essential to the reproducibility of AMoD research. If the code is publicly available, reproducibility of code entails the ability to regenerate published results using the original code base and documentation, ideally without requiring deep knowledge of the underlying implementation. To achieve this, the code repository should contain a clear entry point (e.g., a README file), clearly specify data sources (or describe metadata if the data cannot be shared), provide environment setup instructions (e.g., requirements files or Docker containers), and include executable examples of how to run the experiments. Furthermore, to make future extensions or adaptations to new problem settings more accessible, it is recommended that authors modularize their code base, follow established style conventions, and provide clear inline documentation.

On the other hand, when code is not publicly accessible, reproducibility refers to the ability of independent researchers to re-implement and validate the proposed method or framework using the materials provided in the original publication, such as the paper, appendices, and supplementary documentation. In this case, it is crucial that these materials include unambiguous explanations of all algorithmic steps (e.g., well-organized and clear pseudocode), an account of any non-trivial engineering decisions or system-level dependencies (e.g., references to external libraries or solvers used in the original implementation), and sufficient information to reconstruct the experimental setup (e.g., hyperparameter configurations and data preprocessing steps). These elements help ensure that other researchers can replicate the original work without needing to reverse-engineer all implementation details of the original work.

Recent efforts in the ML and systems research communities have underscored the importance of reproducible code and have led to stronger norms around sharing open-source software. For guidance, readers may refer to [9], which provides a hands-on tutorial for improving both reproducibility and replicability in control and learning pipelines. A strong example of reproducibility best practices in the AMoD domain is demonstrated in [173], where the code repository is well-documented, modularly organized, and aligned with many of the guidelines outlined here.

Finally, it is worth emphasizing that the *availability* of the code itself remains a significant bottleneck. In many studies, even when the methodology is sound and the results are clear, the absence of accessible code prevents validation, extension,

and adoption. As such, open-source code release, accompanied by minimal, well-maintained documentation, should be considered a standard expectation for research in this field.

### VIII. INTERACTIONS

In multimodal transportation systems, AMoD services interact with a wide range of external systems and infrastructures, including public transit [174], [175], power grids [176], [177], and other transportation modalities [178]. Furthermore, interactions may also occur among multiple competing or cooperating mobility service providers [179]. Accurate modeling of such interactions is critical for evaluating the systemic impact of AMoD deployments and is a key step toward their successful integration into existing urban infrastructure. The modeling of such interactions, again, should be explicitly formalized within the methodology, as it significantly influences the realism and interpretability of the analysis.

One of the most extensively studied interactions in AMoD research is the integration of AMoD with public transit. This integration is typically modeled in two forms: as a first-mile/last-mile solution connecting passengers to existing transit services [180], or as a fully intermodal system, in which AMoD and public transit are jointly optimized to deliver end-to-end mobility [137], [174], [175], [181]. Early investigations of this integration relied on simulation-based methods [182]; however, these approaches often lacked formalism and were difficult to generalize in different scenarios. To address these limitations, more recent work has introduced formal intermodal network models [137], [181]. In these formulations, AMoD and public transit systems are represented as distinct layers within a time-expanded graph. Nodes represent stops or stations, and arcs encode movement within and across modes. Mode transfers are captured by interlayer arcs, enabling explicit modeling of multimodal trips. This graph-based structure supports non-myopic control via MPC, simplifying coordinated, anticipatory decision-making across both modes.

Expanding beyond control under fixed infrastructure, a co-design framework for intermodal systems that jointly optimizes both AMoD and public transit is proposed in [64], [183]. Rather than integrating modes via a monolithic optimization problem, this approach decomposes the system into interconnected sub-design problems. Interactions are captured through shared constraints, such as shared demand or resource limits, allowing for scalable coordination without requiring a fully centralized model. This compositional perspective enables modular design and opens new possibilities for coordinated decision-making across complex, layered transportation ecosystems. This framework can be extended to model the future mobility system where the design of AMoD needs be coordinated with various other modes, as simply using it as a replacement instead of integration might lead to the cannibalization of public transit ridership [135]. The co-design of AMoD-enabled multimodal transportation systems can provide useful insights on how AMoD can potentially be integrated into the future mobility system. Existing research on the interaction between AMoD and other modes focuses on specifically structured problems and cannot be seamlessly extended to different scenarios. The principle of co-design allows for a modularized and compositional design of complex systems, and is a potential direction for a generalizable design framework [64], [184]–[186].

A second major area of interaction arises from the integration of electric AMoD fleets with power grids [176], [177]. The coupling stems from the dual role of EVs: they act both as mobility agents and electrical loads. On one hand, mass EV charging can strain local distribution networks and affect grid stability. On the other hand, pricing mechanisms or demand-side management policies can shape E-AMoD routing and charging behavior. Coordinated operation of E-AMoD systems with power grids, whether through price-responsive control, load balancing, or grid-aware fleet rebalancing, offers a promising direction for ensuring both transportation efficiency and power system reliability under growing electrification.

Beyond interaction with public transit and power grids, AMoD, as an important module envisioned in the future mobility network, should also be designed to consider the interaction among various modes of transportation. The design of AMoD should be coordinated with other modes as simply using it as a replacement instead of integration might lead to the cannibalization of public transit ridership [135]. The co-design of AMoD-enabled multimodal transportation systems can provide useful insights on how AMoD can potentially be integrated into the future mobility system. Existing research on the interaction between AMoD and other modes focuses on specifically structured problems and cannot be seamlessly extended to different scenarios. A potential direction to develop a generalizable design framework is by following the principle of co-design in category theory, which allows for a modularized and compositional design of complex systems [64], [184]–[186].

Another interesting research question is the mode choice problem that arises in multimodal transportation networks. In an existing multimodal transportation network, passengers make choices of the mode based on their preference, which is influenced by sociodemographic factors and trip-specific factors such as travel time and cost. The user preferences are often captured by choice models [187], [188]. Since the choice of passengers represents an important aspect of the interaction between different modes of transportation, the incorporation of passenger choice models helps more accurate modeling of the potential performance of the AMoD control algorithm in reality [189].

## IX. CONCLUSION: TOWARD A CULTURE OF REPRODUCIBLE AMoD RESEARCH

AMoD systems sit at the intersection of robotics, control, transportation, and optimization, drawing from a rich set of methodologies. However, this diversity has come at the cost of fragmented practices for documenting assumptions, experimental setups, and algorithmic details, creating substantial barriers to reproducibility. In this paper, we have taken a critical step toward addressing this gap. By dissecting the AMoD research pipeline, from modeling and algorithm design to experimental evaluation, we identified the core components where reproducibility often breaks down.

To move toward a more reproducible research culture, we recommend the following practical guidelines regarding the components to specify in the research delivery:

- 1) **The system model** used to represent AMoD.
- 2) **The specific operation and related constraints.** Make sure to be concise with the terminologies when describing

the operations by sticking to the definitions provided in Section III-A.

- 3) **The objective** of the control problem.
- 4) **Assumptions** regarding the demand, congestion, passenger model, and uncertainty.
- 5) **The algorithm** used to derive the solution.
- 6) **Detailed experiment setup**, which should include:
  - Description and preprocessing steps of the utilized dataset, along with a link to the source.
  - The simulation environment.
  - The level of network granularity.
  - Simulation and algorithm parameters, including the rationale for specific parameter values, if applicable.
  - Evaluation criteria for the algorithm, which should align with the stated contributions of the research.

Beyond the paper, **code** is another important deliverable for AMoD research. However, sharing code has not been a norm in transportation research [10]. To ensure reproducibility, the following guidelines should be followed for code:

- 1) The code should be publicly available.
- 2) It should include a detailed README with step-by-step instructions for setting up the environment and running an instance.
- 3) The code should be modularized, well-documented, and adhere to style conventions.

Our central message is clear: **reproducibility is not a peripheral concern, it is a foundational principle of rigorous science.** Without it, innovations are difficult to verify, compare, or build upon. With it, we can create a research ecosystem that is transparent, collaborative, and scalable.

Although our focus is on AMoD, the principles we advocate extend naturally to other domains involving networked autonomy, multimodal mobility, and data-driven control. We encourage researchers, reviewers, and publishers to treat reproducibility as a shared responsibility and to embed it into the design of experiments, not merely as a post-hoc concern.

## REFERENCES

- [1] D. Schrank, T. Lomax, B. Eisele, *et al.*, “2011 urban mobility report,” Texas Transportation Institute, Tech. Rep., 2011.
- [2] M. Pavone, *Autonomous Mobility-on-Demand Systems for Future Urban Mobility*. Berlin, Heidelberg: Springer Berlin Heidelberg, 2015, pp. 399–416. [Online]. Available: [https://doi.org/10.1007/978-3-662-45854-9\\_19](https://doi.org/10.1007/978-3-662-45854-9_19)
- [3] G. Zardini, N. Lanzetti, M. Pavone, and E. Frazzoli, “Analysis and control of autonomous mobility-on-demand systems,” *Annual Review of Control, Robotics, and Autonomous Systems*, vol. 5, no. 1, pp. 633–658, 2022.
- [4] M. R. Munafo, B. A. Nosek, D. V. Bishop, K. S. Button, C. D. Chambers, N. Percie du Sert, U. Simonsohn, E.-J. Wagenmakers, J. J. Ware, and J. Ioannidis, “A manifesto for reproducible science,” *Nature human behaviour*, vol. 1, no. 1, pp. 1–9, 2017.
- [5] R. D. Peng, “Reproducible research in computational science,” *Science*, vol. 334, no. 6060, pp. 1226–1227, 2011.
- [6] J. Leitner, A. W. Tow, N. Sünderhauf, J. E. Dean, J. W. Durham, M. Cooper, M. Eich, C. Lehnert, R. Mangels, C. McCool, *et al.*, “The acrv picking benchmark: A robotic shelf picking benchmark to foster reproducible research,” in *2017 IEEE international conference on robotics and automation (ICRA)*. IEEE, 2017, pp. 4705–4712.
- [7] R. Baines, D. Shah, J. Marvel, J. Case, and A. Spielberg, “The need for reproducible research in soft robotics,” *Nature Machine Intelligence*, vol. 6, no. 7, pp. 740–741, 2024.
- [8] M. Fišar, B. Greiner, C. Huber, E. Katok, A. I. Ozkes, and M. S. R. Collaboration, “Reproducibility in management science,” *Management Science*, vol. 70, no. 3, pp. 1343–1356, 2024.
- [9] C. Wu, B. Ghosh, Z. Zheng, and I. Martínez, “Reproducibility in transportation research: A hands-on tutorial,” 2024. [Online]. Available: <https://www.rerite.org/itsc24-rr-tutorial/>

- [10] K. Riehl, A. Kouvelas, and M. A. Makridis, "Revisiting reproducibility in transportation simulation studies," *European Transport Research Review*, vol. 17, no. 1, p. 22, 2025.
- [11] S. N. Goodman, D. Fanelli, and J. P. Ioannidis, "What does research reproducibility mean?" *Science translational medicine*, vol. 8, no. 341, pp. 341ps12–341ps12, 2016.
- [12] N. A. of Sciences, Medicine, Policy, G. Affairs, B. on Research Data, Information, D. on Engineering, P. Sciences, C. on Applied, T. Statistics, *et al.*, *Reproducibility and replicability in science*. National Academies Press, 2019.
- [13] W. Tan, Y. Sun, Z. Ding, and W.-J. Lee, "Fleet management and charging scheduling for shared mobility-on-demand system: A systematic review," *IEEE Open Access Journal of Power and Energy*, vol. 9, pp. 425–436, 2022.
- [14] R. Zhang, F. Rossi, and M. Pavone, "Analysis, control, and evaluation of mobility-on-demand systems: A queueing-theoretical approach," *IEEE Transactions on Control of Network Systems*, vol. 6, no. 1, pp. 115–126, 2018.
- [15] R. Zhang and M. Pavone, "Control of robotic mobility-on-demand systems: a queueing-theoretical perspective," *The International Journal of Robotics Research*, vol. 35, no. 1-3, pp. 186–203, 2016.
- [16] R. Iglesias, F. Rossi, R. Zhang, and M. Pavone, "A bcmp network approach to modeling and controlling autonomous mobility-on-demand systems," *The International Journal of Robotics Research*, vol. 38, no. 2-3, pp. 357–374, 2019.
- [17] A. Braverman, J. G. Dai, X. Liu, and L. Ying, "Empty-car routing in ridesharing systems," *Operations Research*, vol. 67, no. 5, pp. 1437–1452, 2019.
- [18] R. C. Larson and A. R. Odoni, *Urban operations research*. Prentice-Hall, 1981.
- [19] J. F. Shortle, J. M. Thompson, D. Gross, and C. M. Harris, *Fundamentals of queueing theory*. John Wiley & Sons, 2018, vol. 399.
- [20] M. Pavone, S. L. Smith, E. Frazzoli, and D. Rus, "Robotic load balancing for mobility-on-demand systems," *The International Journal of Robotics Research*, vol. 31, no. 7, pp. 839–854, 2012.
- [21] J. Mölter, J. Ji, B. Lienkamp, Q. Zhang, A. T. Moreno, M. Schiffer, R. Moeckel, and C. Kuehn, "Public transport across models and scales: A case study of the munich network," *PNAS nexus*, vol. 3, no. 11, p. pgae489, 2024.
- [22] B. Lienkamp and M. Schiffer, "Column generation for solving large scale multi-commodity flow problems for passenger transportation," *European Journal of Operational Research*, vol. 314, no. 2, pp. 703–717, 2024.
- [23] K. Spieser, S. Samaranayake, W. Gruel, and E. Frazzoli, "Shared-vehicle mobility-on-demand systems: A fleet operator's guide to rebalancing empty vehicles," in *Transportation Research Board 95th Annual Meeting*, no. 16-5987. Transportation Research Board, 2016.
- [24] S. Wollenstein-Betech, M. Salazar, A. Houshmand, M. Pavone, I. C. Paschalidis, and C. G. Cassandras, "Routing and rebalancing inter-modal autonomous mobility-on-demand systems in mixed traffic," *IEEE Transactions on Intelligent Transportation Systems*, vol. 23, no. 8, pp. 12 263–12 275, 2021.
- [25] T. Enders, J. Harrison, M. Pavone, and M. Schiffer, "Hybrid multi-agent deep reinforcement learning for autonomous mobility on demand systems," in *Learning for Dynamics and Control Conference*. PMLR, 2023, pp. 1284–1296.
- [26] J. Alonso-Mora, S. Samaranayake, A. Wallar, E. Frazzoli, and D. Rus, "On-demand high-capacity ride-sharing via dynamic trip-vehicle assignment," *Proceedings of the National Academy of Sciences*, vol. 114, no. 3, pp. 462–467, 2017.
- [27] F. Boewing, M. Schiffer, M. Salazar, and M. Pavone, "A vehicle coordination and charge scheduling algorithm for electric autonomous mobility-on-demand systems," in *2020 American Control Conference (ACC)*. IEEE, 2020, pp. 248–255.
- [28] Z. Woywood, J. I. Wiltfang, J. Luy, T. Enders, and M. Schiffer, "Multi-agent soft actor-critic with global loss for autonomous mobility-on-demand fleet control," *arXiv preprint arXiv:2404.06975*, 2024.
- [29] L. Hu and J. Dong, "An artificial-neural-network-based model for real-time dispatching of electric autonomous taxis," *IEEE Transactions on Intelligent Transportation Systems*, vol. 23, no. 2, pp. 1519–1528, 2020.
- [30] A. Wallar, M. Van Der Zee, J. Alonso-Mora, and D. Rus, "Vehicle rebalancing for mobility-on-demand systems with ride-sharing," in *2018 IEEE/RSJ international conference on intelligent robots and systems (IROS)*. IEEE, 2018, pp. 4539–4546.
- [31] X. Li, C. Schmidt, D. Gammelli, and F. Rodrigues, "Learning joint rebalancing and dynamic pricing policies for autonomous mobility-on-demand systems," *Available at SSRN 4798020*, 2024.
- [32] M. Schiffer, M. Schneider, G. Walther, and G. Laporte, "Vehicle routing and location routing with intermediate stops: A review," *Transportation Science*, vol. 53, no. 2, pp. 319–343, 2019.
- [33] D. A. Lazar, E. Bıyık, D. Sadigh, and R. Pedarsani, "Learning how to dynamically route autonomous vehicles on shared roads," *Transportation research part C: emerging technologies*, vol. 130, p. 103258, 2021.
- [34] D. Jalota, D. Paccagnan, M. Schiffer, and M. Pavone, "Online routing over parallel networks: Deterministic limits and data-driven enhancements," *INFORMS Journal on Computing*, vol. 35, no. 3, pp. 560–577, 2023.
- [35] A. Coppola, G. Hiermann, D. Paccagnan, and M. Schiffer, "Staggered routing in autonomous mobility-on-demand systems," *arXiv preprint arXiv:2405.01410*, 2024.
- [36] International Energy Agency, "Global ev outlook 2024: Moving towards increased affordability," International Energy Agency, Tech. Rep., 2024, accessed: [Date]. [Online]. Available: <https://www.iea.org/reports/global-ev-outlook-2024>
- [37] R. Iacobucci, B. McLellan, and T. Tezuka, "Modeling shared autonomous electric vehicles: Potential for transport and power grid integration," *Energy*, vol. 158, pp. 148–163, 2018.
- [38] —, "Optimization of shared autonomous electric vehicles operations with charge scheduling and vehicle-to-grid," *Transportation Research Part C: Emerging Technologies*, vol. 100, pp. 34–52, 2019.
- [39] P. S. Klein and M. Schiffer, "Electric vehicle charge scheduling with flexible service operations," *Transportation Science*, vol. 57, no. 6, pp. 1605–1626, 2023.
- [40] X. Bei and S. Zhang, "Algorithms for trip-vehicle assignment in ride-sharing," in *Proceedings of the AAAI Conference on Artificial Intelligence*, vol. 32, no. 1, 2018.
- [41] S. Narayanan, E. Chaniotakis, and C. Antoniou, "Shared autonomous vehicle services: A comprehensive review," *Transportation Research Part C: Emerging Technologies*, vol. 111, pp. 255–293, 2020.
- [42] I. Jindal, Z. T. Qin, X. Chen, M. Nokleby, and J. Ye, "Optimizing taxi carpool policies via reinforcement learning and spatio-temporal mining," in *2018 IEEE International Conference on Big Data (Big Data)*. IEEE, 2018, pp. 1417–1426.
- [43] M. Cáp and J. Alonso-Mora, "Multi-objective analysis of ridesharing in automated mobility-on-demand," *Proceedings Of RSS 2018: Robotics-Science And Systems XIV*, 2018.
- [44] M. Tsao, D. Milojevic, C. Ruch, M. Salazar, E. Frazzoli, and M. Pavone, "Model predictive control of ride-sharing autonomous mobility-on-demand systems," in *2019 International conference on robotics and automation (ICRA)*. IEEE, 2019, pp. 6665–6671.
- [45] X. Yu and S. Shen, "An integrated decomposition and approximate dynamic programming approach for on-demand ride pooling," *IEEE Transactions on Intelligent Transportation Systems*, vol. 21, no. 9, pp. 3811–3820, 2019.
- [46] Y. Tong, Y. Zeng, Z. Zhou, L. Chen, J. Ye, and K. Xu, "A unified approach to route planning for shared mobility," *Proceedings of the VLDB Endowment*, vol. 11, no. 11, p. 1633, 2018.
- [47] M. Guériau and I. Dusparic, "Samod: Shared autonomous mobility-on-demand using decentralized reinforcement learning," in *2018 21st International Conference on Intelligent Transportation Systems (ITSC)*. IEEE, 2018, pp. 1558–1563.
- [48] A. O. Al-Abbasi, A. Ghosh, and V. Aggarwal, "Deepool: Distributed model-free algorithm for ride-sharing using deep reinforcement learning," *IEEE Transactions on Intelligent Transportation Systems*, vol. 20, no. 12, pp. 4714–4727, 2019.
- [49] L. Zheng, L. Chen, and J. Ye, "Order dispatch in price-aware ridesharing," *Proceedings of the VLDB Endowment*, vol. 11, no. 8, pp. 853–865, 2018.
- [50] J. Alonso-Mora, A. Wallar, and D. Rus, "Predictive routing for autonomous mobility-on-demand systems with ride-sharing," in *2017 IEEE/RSJ International Conference on Intelligent Robots and Systems (IROS)*. IEEE, 2017, pp. 3583–3590.
- [51] A. Fielbaum, X. Bai, and J. Alonso-Mora, "On-demand ridesharing with optimized pick-up and drop-off walking locations," *Transportation research part C: emerging technologies*, vol. 126, p. 103061, 2021.
- [52] Y. Kim, V. Jayawardana, and S. Samaranayake, "Learning-augmented vehicle dispatching with slack times for high-capacity ride-pooling," *Available at SSRN 4801437*, 2024.
- [53] S. Shah, M. Lowalekar, and P. Varakantham, "Neural approximate dynamic programming for on-demand ride-pooling," in *Proceedings of the AAAI Conference on Artificial Intelligence*, vol. 34, no. 01, 2020, pp. 507–515.
- [54] D. J. Fagnant and K. M. Kockelman, "Dynamic ride-sharing and fleet sizing for a system of shared autonomous vehicles in austin, texas," *Transportation*, vol. 45, pp. 143–158, 2018.
- [55] A. Simonetto, J. Monteil, and C. Gambella, "Real-time city-scale ridesharing via linear assignment problems," *Transportation Research Part C: Emerging Technologies*, vol. 101, pp. 208–232, 2019.
- [56] M. Guériau, F. Cugurullo, R. A. Acheampong, and I. Dusparic, "Shared autonomous mobility on demand: A learning-based approach and its

- performance in the presence of traffic congestion,” *IEEE Intelligent Transportation Systems Magazine*, vol. 12, no. 4, pp. 208–218, 2020.
- [57] J. Wen, J. Zhao, and P. Jaillet, “Rebalancing shared mobility-on-demand systems: A reinforcement learning approach,” in *2017 IEEE 20th international conference on intelligent transportation systems (ITSC)*. IEEE, 2017, pp. 220–225.
  - [58] C. Li, D. Parker, and Q. Hao, “Optimal online dispatch for high-capacity shared autonomous mobility-on-demand systems,” in *2021 IEEE International Conference on Robotics and Automation (ICRA)*. IEEE, 2021, pp. 779–785.
  - [59] X. Chen, F. Miao, G. J. Pappas, and V. Preciado, “Hierarchical data-driven vehicle dispatch and ride-sharing,” in *2017 IEEE 56th Annual Conference on Decision and Control (CDC)*. IEEE, 2017, pp. 4458–4463.
  - [60] F. Dandl, M. Hyland, K. Bogenberger, and H. S. Mahmassani, “Evaluating the impact of spatio-temporal demand forecast aggregation on the operational performance of shared autonomous mobility fleets,” *Transportation*, vol. 46, no. 6, pp. 1975–1996, 2019.
  - [61] D. Kang and M. W. Levin, “Maximum-stability dispatch policy for shared autonomous vehicles,” *Transportation Research Part B: Methodological*, vol. 148, pp. 132–151, 2021.
  - [62] M. W. Levin, “Congestion-aware system optimal route choice for shared autonomous vehicles,” *Transportation Research Part C: Emerging Technologies*, vol. 82, pp. 229–247, 2017.
  - [63] K. Yang, M. W. Tsao, X. Xu, and M. Pavone, “Planning and operations of mixed fleets in mobility-on-demand systems,” *arXiv preprint arXiv:2008.08131*, 2020.
  - [64] G. Zardini, N. Lanzetti, A. Censi, E. Frazzoli, and M. Pavone, “Co-design to enable user-friendly tools to assess the impact of future mobility solutions,” *IEEE Transactions on Network Science and Engineering*, vol. 10, no. 2, pp. 827–844, 2022.
  - [65] M. M. Vazifeh, P. Santi, G. Resta, S. H. Strogatz, and C. Ratti, “Addressing the minimum fleet problem in on-demand urban mobility,” *Nature*, vol. 557, no. 7706, pp. 534–538, 2018.
  - [66] J. Ma, X. Li, F. Zhou, and W. Hao, “Designing optimal autonomous vehicle sharing and reservation systems: A linear programming approach,” *Transportation Research Part C: Emerging Technologies*, vol. 84, pp. 124–141, 2017.
  - [67] M. Volkov, J. Aslam, and D. Rus, “Markov-based redistribution policy model for future urban mobility networks,” in *2012 15th International IEEE Conference on Intelligent Transportation Systems*. IEEE, 2012, pp. 1906–1911.
  - [68] M. Li, N. Zheng, X. Wu, and X. Huo, “An efficient matching method for dispatching autonomous vehicles,” in *2019 IEEE Intelligent Transportation Systems Conference (ITSC)*. IEEE, 2019, pp. 3013–3018.
  - [69] K. Spieser, S. Samaranayake, and E. Frazzoli, “Vehicle routing for shared-mobility systems with time-varying demand,” in *2016 American Control Conference (ACC)*. IEEE, 2016, pp. 796–802.
  - [70] S. Belakaria, M. Ammous, L. Smith, S. Sorour, and A. Abdel-Rahim, “Multi-class management with sub-class service for autonomous electric mobility on-demand systems,” *IEEE Transactions on Vehicular Technology*, vol. 68, no. 7, pp. 7155–7159, 2019.
  - [71] G. Guo and T. Xu, “Vehicle rebalancing with charging scheduling in one-way car-sharing systems,” *IEEE Transactions on Intelligent Transportation Systems*, vol. 23, no. 5, pp. 4342–4351, 2020.
  - [72] T. D. Chen, K. M. Kockelman, M. Khan, et al., “The electric vehicle charging station location problem: a parking-based assignment method for seattle,” in *Transportation Research Board 92nd Annual Meeting*, vol. 340, 2013, pp. 13–1254.
  - [73] L. Jia, Z. Hu, Y. Song, and Z. Luo, “Optimal siting and sizing of electric vehicle charging stations,” in *2012 IEEE International Electric Vehicle Conference*. IEEE, 2012, pp. 1–6.
  - [74] H. Zhang, S. J. Moura, Z. Hu, and Y. Song, “Pev fast-charging station siting and sizing on coupled transportation and power networks,” *IEEE Transactions on Smart Grid*, vol. 9, no. 4, pp. 2595–2605, 2016.
  - [75] J. Luke, M. Salazar, R. Rajagopal, and M. Pavone, “Joint optimization of autonomous electric vehicle fleet operations and charging station siting,” in *2021 IEEE International Intelligent Transportation Systems Conference (ITSC)*. IEEE, 2021, pp. 3340–3347.
  - [76] E. Inci, “A review of the economics of parking,” *Economics of Transportation*, vol. 4, no. 1-2, pp. 50–63, 2015.
  - [77] K.-F. Chu, A. Y. Lam, and V. O. Li, “Joint rebalancing and vehicle-to-grid coordination for autonomous vehicle public transportation system,” *IEEE Transactions on Intelligent Transportation Systems*, vol. 23, no. 7, pp. 7156–7169, 2021.
  - [78] R. Nair and E. Miller-Hooks, “Fleet management for vehicle sharing operations,” *Transportation Science*, vol. 45, no. 4, pp. 524–540, 2011.
  - [79] H. Becker, F. Becker, R. Abe, S. Bekhor, P. F. Belgiawan, J. Compostella, E. Frazzoli, L. M. Fulton, D. G. Bicudo, K. M. Gurumurthy, et al., “Impact of vehicle automation and electric propulsion on production costs for mobility services worldwide,” *Transportation Research Part A: Policy and Practice*, vol. 138, pp. 105–126, 2020.
  - [80] L. Sieber, C. Ruch, S. Hörl, K. W. Axhausen, and E. Frazzoli, “Improved public transportation in rural areas with self-driving cars: A study on the operation of swiss train lines,” *Transportation research part A: policy and practice*, vol. 134, pp. 35–51, 2020.
  - [81] R. Bellman, “Dynamic programming,” *science*, vol. 153, no. 3731, pp. 34–37, 1966.
  - [82] F. Rossi, R. Zhang, Y. Hindy, and M. Pavone, “Routing autonomous vehicles in congested transportation networks: Structural properties and coordination algorithms,” *Autonomous Robots*, vol. 42, pp. 1427–1442, 2018.
  - [83] M. Salazar, M. Tsao, I. Aguiar, M. Schiffer, and M. Pavone, “A congestion-aware routing scheme for autonomous mobility-on-demand systems,” in *2019 18th European Control Conference (ECC)*. IEEE, 2019, pp. 3040–3046.
  - [84] X. Guo, N. S. Caros, and J. Zhao, “Robust matching-integrated vehicle rebalancing in ride-hailing system with uncertain demand,” *Transportation Research Part B: Methodological*, vol. 150, pp. 161–189, 2021.
  - [85] M. Tsao, R. Iglesias, and M. Pavone, “Stochastic model predictive control for autonomous mobility on demand,” in *2018 21st International conference on intelligent transportation systems (ITSC)*. IEEE, 2018, pp. 3941–3948.
  - [86] A. Carron, F. Seccamonte, C. Ruch, E. Frazzoli, and M. N. Zeilinger, “Scalable model predictive control for autonomous mobility-on-demand systems,” *IEEE Transactions on Control Systems Technology*, vol. 29, no. 2, pp. 635–644, 2019.
  - [87] D. Gammelli, K. Yang, J. Harrison, F. Rodrigues, F. C. Pereira, and M. Pavone, “Graph neural network reinforcement learning for autonomous mobility-on-demand systems,” in *2021 60th IEEE Conference on Decision and Control (CDC)*. IEEE, 2021, pp. 2996–3003.
  - [88] C. Schmidt, D. Gammelli, F. C. Pereira, and F. Rodrigues, “Learning to control autonomous fleets from observation via offline reinforcement learning,” in *2024 European Control Conference (ECC)*. IEEE, 2024, pp. 1399–1406.
  - [89] Z. Liu, T. Miwa, W. Zeng, M. G. Bell, and T. Morikawa, “Dynamic shared autonomous taxi system considering on-time arrival reliability,” *Transportation Research Part C: Emerging Technologies*, vol. 103, pp. 281–297, 2019.
  - [90] K. Treleven, M. Pavone, and E. Frazzoli, “Asymptotically optimal algorithms for one-to-one pickup and delivery problems with applications to transportation systems,” *IEEE Transactions on Automatic Control*, vol. 58, no. 9, pp. 2261–2276, 2013.
  - [91] C. Ruch, J. Gächter, J. Hakenberg, and E. Frazzoli, “The+ 1 method: model-free adaptive repositioning policies for robotic multi-agent systems,” *IEEE Transactions on Network Science and Engineering*, vol. 7, no. 4, pp. 3171–3184, 2020.
  - [92] T. Motzkin, “The assignment problem<sup>1</sup>,” *Numerical analysis*, no. 6, p. 109, 1956.
  - [93] H. W. Kuhn, “The hungarian method for the assignment problem,” *Naval research logistics quarterly*, vol. 2, no. 1-2, pp. 83–97, 1955.
  - [94] D. P. Bertsekas and D. A. Castañón, “Parallel asynchronous hungarian methods for the assignment problem,” *ORSA Journal on Computing*, vol. 5, no. 3, pp. 261–274, 1993.
  - [95] J. Zraggen, M. Tsao, M. Salazar, M. Schiffer, and M. Pavone, “A model predictive control scheme for intermodal autonomous mobility-on-demand,” in *2019 IEEE Intelligent Transportation Systems Conference (ITSC)*. IEEE, 2019, pp. 1953–1960.
  - [96] S. He, Z. Zhang, S. Han, L. Pepin, G. Wang, D. Zhang, J. A. Stankovic, and F. Miao, “Data-driven distributionally robust electric vehicle balancing for autonomous mobility-on-demand systems under demand and supply uncertainties,” *IEEE Transactions on Intelligent Transportation Systems*, vol. 24, no. 5, pp. 5199–5215, 2023.
  - [97] F. Miao, S. Han, A. M. Hendawi, M. E. Khalefa, J. A. Stankovic, and G. J. Pappas, “Data-driven distributionally robust vehicle balancing using dynamic region partitions,” in *Proceedings of the 8th International Conference on Cyber-Physical Systems*, 2017, pp. 261–271.
  - [98] X. Guo, Q. Wang, and J. Zhao, “Data-driven vehicle rebalancing with predictive prescriptions in the ride-hailing system,” *IEEE Open Journal of Intelligent Transportation Systems*, vol. 3, pp. 251–266, 2022.
  - [99] V. Beiranvand, W. Hare, and Y. Lucet, “Best practices for comparing optimization algorithms,” *Optimization and Engineering*, vol. 18, pp. 815–848, 2017.
  - [100] R. S. Sutton, A. G. Barto, and R. J. Williams, “Reinforcement learning is direct adaptive optimal control,” *IEEE control systems magazine*, vol. 12, no. 2, pp. 19–22, 1992.
  - [101] T. Chouaki, S. Hörl, and J. Puchinger, “A review on reinforcement learning methods for mobility on demand systems,” *arXiv preprint arXiv:2501.02569*, 2025.

- [102] J. Gächter, A. Zanardi, C. Ruch, and E. Frazzoli, "Image representation of a city and its taxi fleet for end-to-end learning of rebalancing policies," in *2021 IEEE International Conference on Robotics and Automation (ICRA)*. IEEE, 2021, pp. 8076–8082.
- [103] S. He, Y. Wang, S. Han, S. Zou, and F. Miao, "A robust and constrained multi-agent reinforcement learning electric vehicle rebalancing method in a mod systems," in *2023 IEEE/RSJ International Conference on Intelligent Robots and Systems (IROS)*. IEEE, 2023, pp. 5637–5644.
- [104] K. Lin, R. Zhao, Z. Xu, and J. Zhou, "Efficient large-scale fleet management via multi-agent deep reinforcement learning," in *Proceedings of the 24th ACM SIGKDD international conference on knowledge discovery & data mining*, 2018, pp. 1774–1783.
- [105] S. Levine, A. Kumar, G. Tucker, and J. Fu, "Offline reinforcement learning: Tutorial, review, and perspectives on open problems," *arXiv preprint arXiv:2005.01643*, 2020.
- [106] A. Hussein, M. M. Gaber, E. Elyan, and C. Jayne, "Imitation learning: A survey of learning methods," *ACM Computing Surveys (CSUR)*, vol. 50, no. 2, pp. 1–35, 2017.
- [107] L. Baty, K. Jungel, P. S. Klein, A. Parmentier, and M. Schiffer, "Combinatorial optimization-enriched machine learning to solve the dynamic vehicle routing problem with time windows," *Transportation Science*, 2024.
- [108] H. Semmelrock, S. Kopeinik, D. Theiler, T. Ross-Hellauer, and D. Kowald, "Reproducibility in machine learning-driven research," *arXiv preprint arXiv:2307.10320*, 2023.
- [109] D. Gammelli, K. Yang, J. Harrison, F. Rodrigues, F. Pereira, and M. Pavone, "Graph meta-reinforcement learning for transferable autonomous mobility-on-demand," in *Proceedings of the 28th ACM SIGKDD Conference on Knowledge Discovery and Data Mining*, 2022, pp. 2913–2923.
- [110] L. Tresca, C. Schmidt, J. Harrison, F. Rodrigues, G. Zardini, D. Gammelli, and M. Pavone, "Robo-taxi fleet coordination at scale via reinforcement learning," *arXiv preprint arXiv:2504.06125*, 2025.
- [111] C. Schmidt, D. Gammelli, J. Harrison, M. Pavone, and F. Rodrigues, "Offline hierarchical reinforcement learning via inverse optimization," in *International Conference on Learning Representations (ICLR)*, 2025.
- [112] E. Liang, K. Wen, W. H. Lam, A. Sumalee, and R. Zhong, "An integrated reinforcement learning and centralized programming approach for online taxi dispatching," *IEEE Transactions on Neural Networks and Learning Systems*, vol. 33, no. 9, pp. 4742–4756, 2021.
- [113] Z. Xu, Z. Li, Q. Guan, D. Zhang, Q. Li, J. Nan, C. Liu, W. Bian, and J. Ye, "Large-scale order dispatch in on-demand ride-hailing platforms: A learning and planning approach," in *Proceedings of the 24th ACM SIGKDD international conference on knowledge discovery & data mining*, 2018, pp. 905–913.
- [114] G. Dalle, L. Baty, L. Bouvier, and A. Parmentier, "Learning with combinatorial optimization layers: a probabilistic approach," *arXiv preprint arXiv:2207.13513*, 2022.
- [115] K. Jungel, A. Parmentier, M. Schiffer, and T. Vidal, "Learning-based online optimization for autonomous mobility-on-demand fleet control," *arXiv preprint arXiv:2302.03963*, 2023.
- [116] H. Hoppe, L. Baty, L. Bouvier, A. Parmentier, and M. Schiffer, "Structured reinforcement learning for combinatorial decision-making," *arXiv preprint arXiv:2505.19053*, 2025.
- [117] L. Duan, Y. Wei, J. Zhang, and Y. Xia, "Centralized and decentralized autonomous dispatching strategy for dynamic autonomous taxi operation in hybrid request mode," *Transportation Research Part C: Emerging Technologies*, vol. 111, pp. 397–420, 2020.
- [118] Y. Huang, P. Zhu, R. Zhong, and N. Geroliminis, "A bi-level approach for optimal vehicle relocating in mobility-on-demand systems with approximate dynamic programming and coverage control," *Transportation Research Part E: Logistics and Transportation Review*, vol. 192, p. 103754, 2024.
- [119] M. W. Levin, K. M. Kockelman, S. D. Boyles, and T. Li, "A general framework for modeling shared autonomous vehicles with dynamic network-loading and dynamic ride-sharing application," *Computers, Environment and Urban Systems*, vol. 64, pp. 373–383, 2017.
- [120] L. Li, T. Pantelidis, J. Y. Chow, and S. E. Jabari, "A real-time dispatching strategy for shared automated electric vehicles with performance guarantees," *Transportation Research Part E: Logistics and Transportation Review*, vol. 152, p. 102392, 2021.
- [121] M. Maciejewski, J. Bischoff, and K. Nagel, "An assignment-based approach to efficient real-time city-scale taxi dispatching," *IEEE Intelligent Systems*, vol. 31, no. 1, pp. 68–77, 2016.
- [122] M. Hyland and H. S. Mahmassani, "Dynamic autonomous vehicle fleet operations: Optimization-based strategies to assign avts to immediate traveler demand requests," *Transportation Research Part C: Emerging Technologies*, vol. 92, pp. 278–297, 2018.
- [123] S. Sadeghi Eshkevari, X. Tang, Z. Qin, J. Mei, C. Zhang, Q. Meng, and J. Xu, "Reinforcement learning in the wild: Scalable rl dispatching algorithm deployed in ridehailing marketplace," in *Proceedings of the 28th ACM SIGKDD Conference on Knowledge Discovery and Data Mining*, 2022, pp. 3838–3848.
- [124] R. Iglesias, F. Rossi, K. Wang, D. Hallac, J. Leskovec, and M. Pavone, "Data-driven model predictive control of autonomous mobility-on-demand systems," in *2018 IEEE international conference on robotics and automation (ICRA)*. IEEE, 2018, pp. 6019–6025.
- [125] K. Solovey, M. Salazar, and M. Pavone, "Scalable and congestion-aware routing for autonomous mobility-on-demand via frank-wolfe optimization," *arXiv preprint arXiv:1903.03697*, 2019.
- [126] H. Hoppe, T. Enders, Q. Cappart, and M. Schiffer, "Global rewards in multi-agent deep reinforcement learning for autonomous mobility on demand systems," in *6th Annual Learning for Dynamics & Control Conference*. PMLR, 2024, pp. 260–272.
- [127] H. R. Sayarshad and J. Y. Chow, "Non-myopic relocation of idle mobility-on-demand vehicles as a dynamic location-allocation-queueing problem," *Transportation Research Part E: Logistics and Transportation Review*, vol. 106, pp. 60–77, 2017.
- [128] J. Miller and J. P. How, "Predictive positioning and quality of service ridesharing for campus mobility on demand systems," in *2017 IEEE International Conference on Robotics and Automation (ICRA)*. IEEE, 2017, pp. 1402–1408.
- [129] R. Zhang and M. Pavone, "A queueing network approach to the analysis and control of mobility-on-demand systems," in *2015 American Control Conference (ACC)*. IEEE, 2015, pp. 4702–4709.
- [130] R. Zhang, F. Rossi, and M. Pavone, "Model predictive control of autonomous mobility-on-demand systems," in *2016 IEEE international conference on robotics and automation (ICRA)*. IEEE, 2016, pp. 1382–1389.
- [131] M. Albert, C. Ruch, and E. Frazzoli, "Imbalance in mobility-on-demand systems: A stochastic model and distributed control approach," *ACM Transactions on Spatial Algorithms and Systems (TSAS)*, vol. 5, no. 2, pp. 1–22, 2019.
- [132] M. Han, P. Senellart, S. Bressan, and H. Wu, "Routing an autonomous taxi with reinforcement learning," in *Proceedings of the 25th ACM International on Conference on Information and Knowledge Management*, 2016, pp. 2421–2424.
- [133] J. James, W. Yu, and J. Gu, "Online vehicle routing with neural combinatorial optimization and deep reinforcement learning," *IEEE Transactions on Intelligent Transportation Systems*, vol. 20, no. 10, pp. 3806–3817, 2019.
- [134] H. Neuburger, "Economics of heavily congested roads," *Transportation Research/UK*, 1971.
- [135] S. Oh, R. Seshadri, C. L. Azevedo, N. Kumar, K. Basak, and M. Ben-Akiva, "Assessing the impacts of automated mobility-on-demand through agent-based simulation: A study of singapore," *Transportation Research Part A: Policy and Practice*, vol. 138, pp. 367–388, 2020.
- [136] S. Oh, A. F. Lentzakis, R. Seshadri, and M. Ben-Akiva, "Impacts of automated mobility-on-demand on traffic dynamics, energy and emissions: A case study of singapore," *Simulation Modelling Practice and Theory*, vol. 110, p. 102327, 2021.
- [137] M. Salazar, F. Rossi, M. Schiffer, C. H. Onder, and M. Pavone, "On the interaction between autonomous mobility-on-demand and public transportation systems," in *2018 21st international conference on intelligent transportation systems (ITSC)*. IEEE, 2018, pp. 2262–2269.
- [138] J. G. Wardrop, "Road paper. some theoretical aspects of road traffic research," *Proceedings of the institution of civil engineers*, vol. 1, no. 3, pp. 325–362, 1952.
- [139] US Bureau of Public Roads, *Traffic assignment manual for application with a large, high speed computer*. US Department of Commerce, 1964.
- [140] C. F. Daganzo and N. Geroliminis, "An analytical approximation for the macroscopic fundamental diagram of urban traffic," *Transportation Research Part B: Methodological*, vol. 42, no. 9, pp. 771–781, 2008.
- [141] C. F. Daganzo, "The cell transmission model: A dynamic representation of highway traffic consistent with the hydrodynamic theory," *Transportation research part B: methodological*, vol. 28, no. 4, pp. 269–287, 1994.
- [142] I. Yperman, S. Logghe, and B. Immers, "The link transmission model: An efficient implementation of the kinematic wave theory in traffic networks," in *Proceedings of the 10th EWGT Meeting*, vol. 24. Citeseer, 2005, pp. 122–127.
- [143] J. B. Oke, A. P. Akkinepally, S. Chen, Y. Xie, Y. M. Aboutaleb, C. L. Azevedo, P. C. Zegras, J. Ferreira, and M. Ben-Akiva, "Evaluating the systemic effects of automated mobility-on-demand services via large-scale agent-based simulation of auto-dependent prototype cities," *Transportation Research Part A: Policy and Practice*, vol. 140, pp. 98–126, 2020.
- [144] J.-P. A. L. J. P. A. Lab, "Transportation decarbonization white paper," <https://www.povertyactionlab.org/publication/transportation-decarbonization-white-paper>, accessed: January 14, 2025.

- [145] Y. Liu, P. Bansal, R. Daziano, and S. Samaranyake, "A framework to integrate mode choice in the design of mobility-on-demand systems," *Transportation Research Part C: Emerging Technologies*, vol. 105, pp. 648–665, 2019.
- [146] Y. Kim, G. Zardini, S. Samaranyake, and S. Shafiee, "Estimate then predict: Convex formulation for travel demand forecasting," *Available at SSRN 4977199*, 2024.
- [147] D. Gammelli, I. Peled, F. Rodrigues, D. Pacino, H. A. Kurtaran, and F. C. Pereira, "Estimating latent demand of shared mobility through censored gaussian processes," *Transportation Research Part C: Emerging Technologies*, vol. 120, p. 102775, 2020.
- [148] S. Kounev, K.-D. Lange, and J. Von Kistowski, *Systems Benchmarking*. Springer, 2020, vol. 1.
- [149] J. Bischoff and M. Maciejewski, "Simulation of city-wide replacement of private cars with autonomous taxis in berlin," *Procedia computer science*, vol. 83, pp. 237–244, 2016.
- [150] T. Litman, *Evaluating transportation equity*. Victoria Transport Policy Institute Victoria, BC, Canada, 2017.
- [151] G. O. Kagho, K. Murthy Gurumurthy, Ö. Verbas, and J. Auld, "Framework for analyzing equity-concerns related to mobility on-demand," in *103rd Annual Meeting of the Transportation Research Board (TRB 2024)*. IVT ETH Zurich, 2024.
- [152] I. A. Bhuyan, C. Chavis, A. Nickkar, and P. Barnes, "Gis-based equity gap analysis: Case study of baltimore bike share program," *Urban Science*, vol. 3, no. 2, p. 42, 2019.
- [153] New York City Taxi and Limousine Commission, "TLC Trip Record Data," <https://www.nyc.gov/taxi>, 2025, accessed: 2025-01-15.
- [154] B. Donovan and D. Work, "New york city taxi trip data (2010-2013)," 2016. [Online]. Available: <https://doi.org/10.13012/J8PN93H8>
- [155] B. Donovan and D. B. Work, "Using coarse gps data to quantify city-scale transportation system resilience to extreme events," *arXiv preprint arXiv:1507.06011*, 2015.
- [156] B. Donovan, "Published code," <https://github.com/Lab-Work/gpsresilience>, accessed: 2025-01-14.
- [157] M. Piorkowski, N. Sarafijanovic-Djukic, and M. Grossglauser, "Crawdad eptf/mobility," 2022. [Online]. Available: <https://dx.doi.org/10.15783/C7J010>
- [158] T. N. for Research Core Team, "Transportation networks for research," <https://github.com/bstabler/TransportationNetworks>, accessed: January 14, 2025.
- [159] J. Deng, W. Dong, R. Socher, L.-J. Li, K. Li, and L. Fei-Fei, "Imagenet: A large-scale hierarchical image database," in *2009 IEEE Conference on Computer Vision and Pattern Recognition (CVPR)*, 2009, pp. 248–255.
- [160] A. Geiger, P. Lenz, and R. Urtasun, "Are we ready for autonomous driving? the kitti vision benchmark suite," in *2012 IEEE Conference on Computer Vision and Pattern Recognition (CVPR)*, 2012, pp. 3354–3361.
- [161] Didi Global Inc., "Didi global official website," <https://web.didiglobal.com/>, 2025, accessed: 2025-05-22.
- [162] R. Engelhardt, F. Dandl, A.-A. Syed, Y. Zhang, F. Fehn, F. Wolf, and K. Bogenberger, "Fleetpy: A modular open-source simulation tool for mobility on-demand services," *arXiv preprint arXiv:2207.14246*, 2022.
- [163] K. W. Axhausen, A. Horni, and K. Nagel, *The multi-agent transport simulation MATSim*. Ubiquity Press, 2016.
- [164] M. Adnan, F. C. Pereira, C. M. L. Azevedo, K. Basak, M. Lovric, S. Raveau, Y. Zhu, J. Ferreira, C. Zegras, and M. Ben-Akiva, "Sim-mobility: A multi-scale integrated agent-based simulation platform," in *95th Annual Meeting of the Transportation Research Board Forthcoming in Transportation Research Record*, vol. 2. The National Academies of Sciences, Engineering, and Medicine Washington, DC, 2016.
- [165] K. A. Marczuk, H. S. Soh, C. M. Azevedo, D.-H. Lee, and E. Frazzoli, "Simulation framework for rebalancing of autonomous mobility on demand systems," in *MATEC Web of Conferences*, vol. 81. EDP Sciences, 2016, p. 01005.
- [166] B.-h. Nahmias-Biran, J. B. Oke, N. Kumar, C. Lima Azevedo, and M. Ben-Akiva, "Evaluating the impacts of shared automated mobility on-demand services: An activity-based accessibility approach," *Transportation*, vol. 48, pp. 1613–1638, 2021.
- [167] M. Zhou, D.-T. Le, D. Q. Nguyen-Phuoc, P. C. Zegras, and J. Ferreira Jr, "Simulating impacts of automated mobility-on-demand on accessibility and residential relocation," *Cities*, vol. 118, p. 103345, 2021.
- [168] D. Q. Nguyen-Phuoc, M. Zhou, M. H. Chua, A. R. Alho, S. Oh, R. Seshadri, and D.-T. Le, "Examining the effects of automated mobility-on-demand services on public transport systems using an agent-based simulation approach," *Transportation Research Part A: Policy and Practice*, vol. 169, p. 103583, 2023.
- [169] P. A. Lopez, M. Behrisch, L. Bieker-Walz, J. Erdmann, Y.-P. Flötteröd, R. Hilbrich, L. Lücken, J. Rummel, P. Wagner, and E. Wießner, "Microscopic traffic simulation using sumo," in *2018 21st international conference on intelligent transportation systems (ITSC)*. IEEE, 2018, pp. 2575–2582.
- [170] C. Ruch, S. Hörl, and E. Frazzoli, "Amodeus, a simulation-based testbed for autonomous mobility-on-demand systems," in *2018 21st international conference on intelligent transportation systems (ITSC)*. IEEE, 2018, pp. 3639–3644.
- [171] A. S. Team, "Amodeus: A framework for autonomous mobility-on-demand systems," <https://github.com/amodeus-science/amodeus/tree/master?tab=readme-ov-file>, accessed: January 14, 2025.
- [172] H. Ahmed and J. Lofstead, "Managing randomness to enable reproducible machine learning," in *Proceedings of the 5th International Workshop on practical reproducible evaluation of computer systems*, 2022, pp. 15–20.
- [173] G. Zardini, D. Gammelli, L. Tresca, C. Schmidt, J. Harrison, F. Rodrigues, M. Schiffer, and M. Pavone, "Data-driven methods for network-level coordination of autonomous mobility-on-demand systems across scales," <https://github.com/StanfordASL/RL4AMOD>, 2024, accessed: 2025-04-17.
- [174] G. Zardini, N. Lanzetti, M. Salazar, A. Censi, E. Frazzoli, and M. Pavone, "Towards a co-design framework for future mobility systems," *arXiv preprint arXiv:1910.07714*, 2019.
- [175] A. Vakayil, W. Gruel, and S. Samaranyake, "Integrating shared-vehicle mobility-on-demand systems with public transit," *Transportation Research Board*, Tech. Rep., 2017.
- [176] F. Rossi, R. Iglesias, M. Alizadeh, and M. Pavone, "On the interaction between autonomous mobility-on-demand systems and the power network: Models and coordination algorithms," *IEEE Transactions on Control of Network Systems*, vol. 7, no. 1, pp. 384–397, 2019.
- [177] A. Estandia, M. Schiffer, F. Rossi, J. Luke, E. C. Kara, R. Rajagopal, and M. Pavone, "On the interaction between autonomous mobility on demand systems and power distribution networks—an optimal power flow approach," *IEEE Transactions on Control of Network Systems*, vol. 8, no. 3, pp. 1163–1176, 2021.
- [178] G. Zardini, N. Lanzetti, G. Belgioioso, C. Hartnik, S. Bolognani, F. Dörfler, and E. Frazzoli, "Strategic interactions in multi-modal mobility systems: A game-theoretic perspective," in *2023 IEEE 26th International Conference on Intelligent Transportation Systems (ITSC)*. IEEE, 2023, pp. 5452–5459.
- [179] G. Zardini, N. Lanzetti, L. Guerrini, E. Frazzoli, and F. Dörfler, "Game theory to study interactions between mobility stakeholders," in *2021 IEEE International Intelligent Transportation Systems Conference (ITSC)*, 2021, pp. 2054–2061.
- [180] T.-Y. Ma, S. Rasulkhani, J. Y. Chow, and S. Klein, "A dynamic ridesharing dispatch and idle vehicle repositioning strategy with integrated transit transfers," *Transportation Research Part E: Logistics and Transportation Review*, vol. 128, pp. 417–442, 2019.
- [181] M. Salazar, N. Lanzetti, F. Rossi, M. Schiffer, and M. Pavone, "Intermodal autonomous mobility-on-demand," *IEEE Transactions on Intelligent Transportation Systems*, vol. 21, no. 9, pp. 3946–3960, 2019.
- [182] J. Bischoff, I. Kaddoura, M. Maciejewski, and K. Nagel, "Re-defining the role of public transport in a world of shared autonomous vehicles," in *Symposium of the European Association for Research in Transportation (hEART)*, 2017.
- [183] G. Zardini, "Co-design of complex systems: From autonomy to future mobility systems," Ph.D. dissertation, ETH Zürich, Switzerland, 2023. [Online]. Available: <https://www.research-collection.ethz.ch/handle/20.500.11850/648075>
- [184] G. Zardini, N. Lanzetti, M. Salazar, A. Censi, E. Frazzoli, and M. Pavone, "On the co-design of av-enabled mobility systems," in *2020 IEEE 23rd International Conference on Intelligent Transportation Systems (ITSC)*. IEEE, 2020, pp. 1–8.
- [185] G. Zardini, D. Milojevic, A. Censi, and E. Frazzoli, "Co-design of embodied intelligence: A structured approach," in *2021 IEEE/RSJ International Conference on Intelligent Robots and Systems (IROS)*. IEEE, 2021, pp. 7536–7543.
- [186] G. Zardini, A. Censi, and E. Frazzoli, "Co-design of autonomous systems: From hardware selection to control synthesis," in *2021 European Control Conference (ECC)*. IEEE, 2021, pp. 682–689.
- [187] F. Steck, V. Kolarova, F. Bahamonde-Birke, S. Trommer, and B. Lenz, "How autonomous driving may affect the value of travel time savings for commuting," *Transportation research record*, vol. 2672, no. 46, pp. 11–20, 2018.
- [188] J. Liu, K. M. Kockelman, P. M. Boesch, and F. Ciari, "Tracking a system of shared autonomous vehicles across the austin, texas network using agent-based simulation," *Transportation*, vol. 44, pp. 1261–1278, 2017.
- [189] J. Kamel, R. Vosooghi, J. Puchinger, F. Ksontini, and G. Sirin, "Exploring the impact of user preferences on shared autonomous vehicle modal split: A multi-agent simulation approach," *Transportation Research Procedia*, vol. 37, pp. 115–122, 2019.