

Fourier-Domain CFO Estimation Using Jutted Binary Modulation on Conjugate-Reciprocal Zeros

Parker Huggins, Anthony Joseph Perre, and Alphan Şahin

Department of Electrical Engineering, University South Carolina, Columbia, SC, USA

Email: {parkerkh, aperre}@email.sc.edu, asahin@mailbox.sc.edu

Abstract—In this work, we propose jutted binary modulation on conjugate-reciprocal zeros (J-BMOCZ) for non-coherent communication under a carrier frequency offset (CFO). By introducing asymmetry to the Huffman BMOCZ zero constellation, we exploit the identical aperiodic auto-correlation function of BMOCZ sequences to derive a Fourier-domain metric for CFO estimation. Unlike the existing methods for Huffman BMOCZ, which require a cyclically permutable code (CPC) for pilot-free CFO correction, J-BMOCZ enables the estimation of a CFO without the use of pilots or channel coding. Through numerical simulations in additive white Gaussian noise and fading channels, we show that the bit error rate (BER) loss of J-BMOCZ under a CFO is just 1 dB over Huffman BMOCZ without a CFO. Furthermore, the results show that coded J-BMOCZ achieves better BER performance than Huffman BMOCZ with a CPC.

Index Terms—BMOCZ, CFO, modulation, polynomial, zeros

I. INTRODUCTION

Modulation on zeros (MOZ) is an emerging non-coherent communication scheme with several attractive characteristics. First proposed in [1], the principle of MOZ is to encode digital information into the zeros (i.e., roots) of the baseband signal's z -transform, which is a polynomial of finite degree. In this way, the impact of the channel becomes polynomial multiplication in the z -domain, which preserves the zeros of the transmitted polynomial, regardless of the channel impulse response (CIR) realization. Since the zero structure of the transmitted polynomial is unaffected after passing through the channel, MOZ enables non-coherent detection at the receiver.

In [2], the authors introduce a binary MOZ scheme called binary modulation on conjugate-reciprocal zeros (BMOCZ). Using BMOCZ, a simple direct zero-testing (DiZeT) decoder can be implemented at the receiver, where the transmitted bits are estimated by evaluating the received polynomial at each zero in the constellation [2], [3]. The performance of the DiZeT decoder is sensitive to the zero constellation, since the placement of the zeros in the complex plane controls their stability under additive noise perturbing the coefficients [4]. Presently, the leading solution for zero stability is Huffman BMOCZ [2], where the zeros are placed uniformly along two concentric circles. With this approach, the coefficients of each transmit polynomial form a Huffman sequence, which have an impulse-like aperiodic auto-correlation function (AACF). Huffman BMOCZ has been the subject of many recent studies, including works on integrated sensing and communication [5], over-the-air computation [6], and novel z -domain multiplexing techniques [7].

Of particular interest in this work, however, is the resiliency of BMOCZ against a carrier frequency offset (CFO), which is a ubiquitous hardware impairment in communication systems. The topic of a CFO is addressed for Huffman BMOCZ in [3], where a two-step correction procedure is proposed. In the first step, an oversampled DiZeT decoder is used to correct the fractional component of the CFO, yielding to zeros which correspond to a cyclic permutation of the transmitted message. To estimate the integer part of the CFO in a second step, the authors utilize an affine cyclically permutable code (ACPC), where all cyclic permutations of a valid codeword correspond to the same message. Although effective for CFO correction, in practice the ACPC has several drawbacks. In particular, it fixes the form of channel coding and places numerous constraints on the message length and coding rate. In turn, this limits the flexibility of BMOCZ, preventing its implementation with more commonly used codes, such as polar and low-density parity check (LDPC) codes.

In this study, we propose an asymmetric BMOCZ zero constellation, called jutted BMOCZ (J-BMOCZ), that enables the receiver to estimate a CFO using the inverse discrete Fourier transform (IDFT). Our approach leverages the common AACF of BMOCZ sequences to achieve CFO estimation without pilots or channel coding. We demonstrate the efficacy of J-BMOCZ under a CFO using both bit error rate (BER) and block error rate (BLER) simulations in additive white Gaussian noise (AWGN) and fading channels. Furthermore, we show that the BER performance of coded J-BMOCZ outperforms Huffman BMOCZ with an ACPC.

Organization: The remainder of the paper is organized as follows: Section II describes the system model, including a review of BMOCZ and zero rotation; Section III introduces the proposed CFO estimation algorithm together with J-BMOCZ; Section IV presents the results of numerical simulations; and Section V concludes the paper.

Notation: The set of real and complex numbers are denoted by \mathbb{R} and \mathbb{C} , respectively, and the binary field of dimension n is denoted by \mathbb{F}_2^n . We use $[N] = \{0, 1, \dots, N-1\}$ to denote the set of the first N non-negative integers. The complex conjugate of $z \in \mathbb{C}$ is expressed as \bar{z} . Small boldface letters denote vectors, while large boldface letters denote matrices. We write the ℓ_2 -norm of $\mathbf{v} \in \mathbb{C}^N$ as $\|\mathbf{v}\|_2 = \sqrt{\mathbf{v}^H \mathbf{v}}$, and the Hadamard product is denoted by \odot . We write the complex normal distribution with mean zero and variance σ^2 as $\mathcal{CN}(0, \sigma^2)$.

II. SYSTEM MODEL

A. Preliminaries on BMOCZ

The principle of BMOCZ is to modulate information onto the zeros of the baseband signal's z -transform. Considering a K -bit binary message $\mathbf{b} = (b_0, b_1, \dots, b_{K-1}) \in \mathbb{F}_2^K$, the k th message bit is mapped to the zero of a polynomial as

$$\alpha_k \triangleq \begin{cases} r_k e^{j\psi_k}, & b_k = 1 \\ r_k^{-1} e^{j\psi_k}, & b_k = 0 \end{cases}, \quad k \in [K], \quad (1)$$

where $r_k > 1$ and $\psi_k \in [0, 2\pi)$ define the magnitude and phase of the k th zero, respectively. The zeros in (1) are called *conjugate-reciprocal* zeros, for $\overline{(r_k e^{j\psi_k})^{-1}} = r_k^{-1} e^{j\psi_k}$. With (1), each binary message $\mathbf{b} \in \mathbb{F}_2^K$ maps to a distinct zero pattern $\boldsymbol{\alpha} = [\alpha_0, \alpha_1, \dots, \alpha_{K-1}]^T \in \mathbb{C}^K$, which, by the fundamental theorem of algebra, uniquely defines the polynomial

$$X(z) = \sum_{k=0}^K x_k z^k = x_K \prod_{k=0}^{K-1} (z - \alpha_k), \quad (2)$$

up to the complex scalar $x_K \neq 0$. The polynomial $X(z)$ has $K + 1$ coefficients and is the z -transform of the sequence $\mathbf{x} = [x_0, x_1, \dots, x_K]^T \in \mathbb{C}^{K+1}$. To render the mapping in (2) one-to-one, the leading coefficient x_K is selected such that the sequence energy is normalized to $K + 1$, i.e., $\|\mathbf{x}\|_2^2 = K + 1$. For a given K , the set of all normalized polynomial sequences \mathbf{x} defines a codebook, which is denoted by \mathcal{C}^K .

Assuming that the channel is linear time-invariant (LTI) with an impulse response $\mathbf{h} = [h_0, h_1, \dots, h_{L-1}]^T \in \mathbb{C}^{L_e}$ of effective length $L_e \geq 1$, the received sequence is given by $\mathbf{y} = \mathbf{x} * \mathbf{h} + \mathbf{w} \in \mathbb{C}^{L_t}$, where $L_t = K + L_e$ and $\mathbf{w} = [w_0, w_1, \dots, w_{L_t-1}]^T \in \mathbb{C}^{L_t}$ is a sequence of AWGN. Invoking the convolution theorem, the input-output relation of the channel can be recast in the z -domain as

$$Y(z) = X(z)H(z) + W(z), \quad (3)$$

where $H(z)$ and $W(z)$ are the z -transforms of \mathbf{h} and \mathbf{w} , respectively. Since $H(z)$ and $W(z)$ are both polynomials in $z \in \mathbb{C}$, they can be factored as $H(z) = h_{L_e-1} \prod_{l_e=0}^{L_e-2} (z - \beta_{l_e})$ and $W(z) = w_{L_t-1} \prod_{l_t=0}^{L_t-2} (z - \gamma_{l_t})$. Therefore, although perturbed by noise, the K data zeros $\{\alpha_k\}$ are roots of the received polynomial in (3), in addition to the $L_e - 1$ zeros $\{\beta_{l_e}\}$ introduced by the channel. In this work, we assume that $L_e = 1$, i.e., the channel is flat-fading with a complex channel coefficient $h \sim \mathcal{CN}(0, 1)$, and no zeros in $Y(z)$ are introduced by the channel. In practice, this can be achieved by integrating BMOCZ within an orthogonal frequency division multiplexing (OFDM) framework and appropriately mapping the polynomial coefficients to time-frequency resources, as demonstrated in [8].

We now define the AACF of a general sequence $\mathbf{x} \in \mathbb{C}^{K+1}$, which will be important to us moving forward.

Definition 1. The AACF of $\mathbf{x} = [x_0, x_1, \dots, x_K]^T \in \mathbb{C}^{K+1}$ is the complex-valued function $A(z) \triangleq \sum_{\ell=-K}^K a_\ell z^\ell$, where a_ℓ is defined as

$$a_\ell \triangleq \begin{cases} \sum_{i=0}^{K-\ell} \overline{x_i} x_{i+\ell}, & 0 \leq \ell \leq K \\ \sum_{i=0}^{K+\ell} x_i \overline{x_{i-\ell}}, & -K \leq \ell < 0 \\ 0, & \text{otherwise} \end{cases}. \quad (4)$$

For BMOCZ, the AACF $A(z)$ can be directly calculated from the zeros of $X(z)$ as

$$\begin{aligned} A(z) &= \sum_{\ell=-K}^K a_\ell z^\ell = X(z) \overline{X(1/\overline{z})} \\ &= z^{-K} x_K \overline{x_0} \prod_{k=0}^{K-1} (z - \alpha_k) \prod_{k=0}^{K-1} (z - 1/\overline{\alpha_k}). \end{aligned} \quad (5)$$

A key observation is that the AACF in (5) is a function of all the roots defined by (1). This elucidates an important property of BMOCZ, which we exploit in Section III-A: all sequences $\mathbf{x} \in \mathcal{C}^K$ have an *identical* AACF.

Drawing on Huffman's work in [9], which characterizes the zero locations of impulse-equivalent AACFs, the authors of [2] introduce *Huffman BMOCZ*, where the zero pairs in (1) are placed uniformly along two concentric circles in the complex plane, i.e., $r_k \triangleq R > 1$ and $\psi_k \triangleq 2\pi k/K$. Using this design, a simple decoder is derived that evaluates the polynomial in (3) at the zeros in each conjugate-reciprocal zero pair $\mathcal{Z}_k \triangleq \{\alpha_k, 1/\overline{\alpha_k}\}$ — this is the DiZeT decoding rule:

$$\hat{b}_k = \begin{cases} 1, & |Y(r_k e^{j\psi_k})| < r_k^K |Y(r_k^{-1} e^{j\psi_k})| \\ 0, & \text{otherwise} \end{cases}, \quad k \in [K]. \quad (6)$$

The evaluation $|Y(r_k^{-1} e^{j\psi_k})|$ is scaled by r_k^K to balance the growth of $Y(z)$ for $|z| > 1$ and thereby ensure a fair comparison between the tested zeros. See [2, Section III-D] for more details.

B. Carrier Frequency Offset and Zero Rotation

Consider a CFO of Δf Hz. For a bandwidth $W \geq \Delta f$, the resulting normalized CFO, defined as $\xi \triangleq \Delta f/W \in [0, 1]$, phase modulates the received sequence as

$$\tilde{\mathbf{y}} = \mathbf{m}_\phi \odot \mathbf{y} = \mathbf{m}_\phi \odot (\mathbf{x}h + \mathbf{w}), \quad (7)$$

where $\mathbf{m}_\phi = [1, e^{j\phi}, \dots, e^{j\phi K}]^T \in \mathbb{C}^{K+1}$ with $\phi = 2\pi\xi$.¹ Excluding noise and transforming (7) into the z -domain, we then obtain

$$\begin{aligned} \tilde{Y}(z) &= \sum_{k=0}^K y_k e^{j\phi k} z^k = Y(e^{j\phi} z) \\ &= e^{j\phi K} x_K h \prod_{k=0}^{K-1} (z - \alpha_k e^{-j\phi}). \end{aligned} \quad (8)$$

¹For consistency with [3], we consider $\xi \in [0, 1]$ such that $\phi \in [0, 2\pi]$. However, in practice a large CFO results in intersymbol interference (ISI). A more realistic approach is to bound the CFO based on system parameters. For example, in a 20 MHz channel, the 802.11 standard specifies a ± 25 ppm oscillator tolerance at 2.4 GHz, corresponding to a maximum CFO of ± 120 kHz and $\xi \in [-0.006, 0.006]$. Nevertheless, in this work we assume zero ISI.

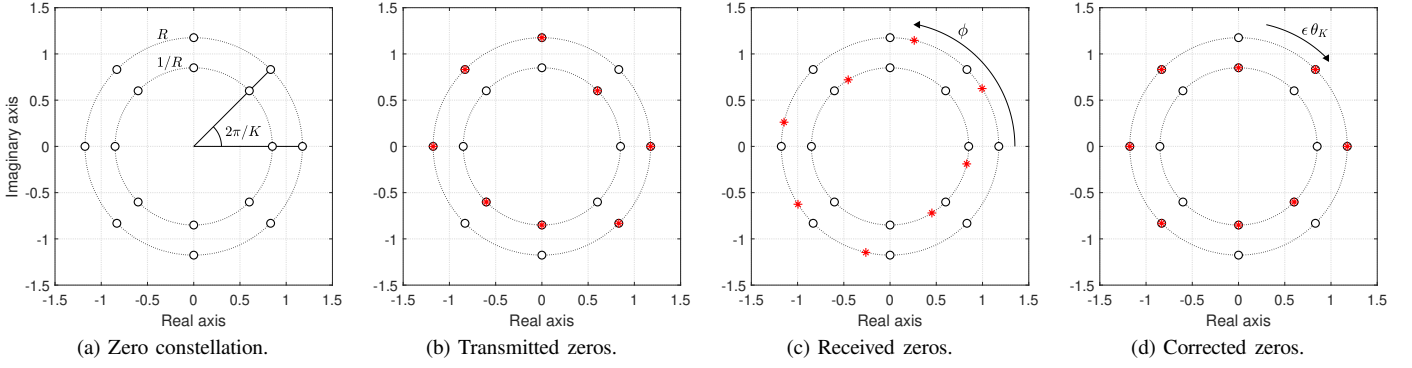


Fig. 1. Example Huffman BMOCZ zero pattern for $K = 8$ and $R = 1.176$. (a) Full zero constellation with $2K$ zero positions. (b) Transmitted zeros corresponding to the message $\mathbf{b} = (1, 0, 1, 1, 1, 0, 0, 1)$. (c) Received zeros rotated by $\phi = (12/7)\theta_K$ radians due to a CFO. (d) Received zeros after correcting ϵ , which correspond to a cyclic permutation of the transmitted message, i.e., $\mathbf{b} = (1, 1, 0, 1, 1, 1, 0, 0)$.

Hence, in the presence of a CFO, the K zeros of $Y(z)$ are rotated through an angle ϕ .² For Huffman BMOCZ, the zero constellation is rotationally symmetric such that any estimate of ϕ is ambiguous modulo $2\pi/K$. To address this impairment, the authors in [3] decompose ϕ as $\phi = (u + \epsilon)\theta_K$, where $u \in [K]$ and $\epsilon \in [0, 1)$ are integer and fractional multiples of the base angle $\theta_K \triangleq 2\pi/K$, respectively. While the estimation of ϵ is straightforward and can be achieved using an oversampled IDFT-based DiZeT decoder, the estimation of u relies upon a cyclically permutable code (CPC). Fig. 1 provides an example Huffman BMOCZ zero pattern, which illustrates the zero rotation problem, as well as the fractional CFO correction. In the following section, we introduce an approach to correct zero rotation that, together with the proposed constellation of Section III-B, can directly obtain an estimate of the angle $\phi \in [0, 2\pi)$ without a CPC.

III. METHODOLOGY

A. Fourier-Domain CFO Estimation

Evaluating $A(z)$ on the unit circle $\{z = e^{j\omega} \mid \omega \in [0, 2\pi)\}$, we obtain

$$A(e^{j\omega}) = X(e^{j\omega})\overline{X(e^{j\omega})} = |X(e^{j\omega})|^2, \quad (9)$$

which, by recalling that $A(z)$ is fixed, holds if and only if $|X(e^{j\omega})|$ is the same for all $\mathbf{x} \in \mathcal{C}^K$. Hence, let us define the *template transform* $T(\omega) \triangleq |X(e^{j\omega})|$, which captures the expected “shape” of $|\tilde{Y}(e^{j\omega})|$. Then, since the zero rotation in (8) induces a frequency shift in the evaluation $Y(e^{j\omega})$, i.e., $\tilde{Y}(e^{j\omega}) = Y(e^{j(\omega+\phi)})$, we can estimate ϕ by cross-correlating $|\tilde{Y}(e^{j\omega})|$ with $T(\omega)$. To that end, we uniformly sample $T(\omega)$ N times and define the *template vector* \mathbf{t}_N as

$$\mathbf{t}_N \triangleq [|X(e^{j\omega_0})|, |X(e^{j\omega_1})|, \dots, |X(e^{j\omega_{N-1}})|]^T \in \mathbb{R}^N, \quad (10)$$

where $\omega_n \triangleq 2\pi n/N$ for $n \in [N]$. Note that \mathbf{t}_N is equivalent to the magnitude of the N -point IDFT of $\mathbf{x} \in \mathcal{C}^K$, which is known at the receiver. To identify the rotation $\hat{\phi}$ that

maximizes the cross-correlation between $|\tilde{Y}(e^{j\omega})|$ and $T(\omega)$, we utilize a modulation matrix to search linearly over rotations in the interval $[\phi_{\min}, \phi_{\max}] \subseteq [0, 2\pi)$ as

$$\mathbf{M} \triangleq \begin{bmatrix} 1 & 1 & \dots & 1 \\ e^{j\phi_0} & e^{j\phi_1} & \dots & e^{j\phi_{N-1}} \\ \vdots & \vdots & \ddots & \vdots \\ e^{j\phi_0 K} & e^{j\phi_1 K} & \dots & e^{j\phi_{N-1} K} \end{bmatrix} \in \mathbb{C}^{(K+1) \times N}, \quad (11)$$

where $\phi_n \triangleq (\phi_{\max} - \phi_{\min})n/N + \phi_{\min}$ for $n \in [N]$. The columns of $\mathbf{M} = \text{diag}(\tilde{\mathbf{y}})\mathbf{M}$ then comprise N distinct modulated copies of the received sequence in (7), which we transform into the Fourier domain to define $\tilde{\mathbf{Y}}_N \in \mathbb{R}^{N \times N}$, where

$$(\tilde{Y}_N)_{m,n} = |\tilde{Y}(e^{j(\omega_m - \phi_n)})|, \quad m, n \in [N]. \quad (12)$$

Here, the n th column of $\tilde{\mathbf{Y}}_N$ is simply the magnitude of the N -point IDFT of $[\tilde{y}_0, \tilde{y}_1 e^{j\phi_n}, \dots, \tilde{y}_K e^{j\phi_n K}]^T \in \mathbb{C}^{K+1}$. Thus, to approximate the cross-correlation of $|\tilde{Y}(e^{j\omega})|$ with $T(\omega)$, we compute the inner product of \mathbf{t}_N with the columns of $\tilde{\mathbf{Y}}_N$ and estimate ϕ as

$$\hat{\phi} = (\phi_{\max} - \phi_{\min}) \frac{\hat{n}}{N} \quad \text{with} \quad \hat{n} \triangleq \arg \max_{n \in [N]} (\mathbf{t}_N^T \tilde{\mathbf{Y}}_N)_n. \quad (13)$$

After obtaining $\hat{\phi}$, the received sequence $\tilde{\mathbf{y}}$ is corrected via modulation with $\mathbf{m}_{-\hat{\phi}} = [1, e^{-j\hat{\phi}}, \dots, e^{-j\hat{\phi}K}]^T \in \mathbb{C}^{K+1}$ as $\hat{\mathbf{y}} = \mathbf{m}_{-\hat{\phi}} \odot \tilde{\mathbf{y}}$. The corrected sequence $\hat{\mathbf{y}} \in \mathbb{C}^{K+1}$ defines the coefficients of the polynomial $\hat{Y}(z)$, which is passed to the DiZeT decoder in (6).

In (13), the resolution of $\hat{\phi}$ is controlled by N and can be made arbitrarily fine by choosing $N \gg K + 1$. However, to avoid the overhead of a large IDFT operation in (12), we propose an iterative approach to compute $\hat{\phi}$. The approach works by refining an estimate of ϕ over $n_{\text{iterations}} \geq 1$ iterations. In the first iteration, we set $\phi_{\min} = 0$ and $\phi_{\max} = 2\pi$ as to quantize the full interval $[0, 2\pi)$ into N uniform bins. By choosing a comparatively small N , this yields a coarse estimate $\hat{\phi}$, which we use to update the lower and upper search bounds as $\phi_{\min} = \hat{\phi} - \delta/\iota$ and $\phi_{\max} = \hat{\phi} + \delta/\iota$, where $\delta \in (0, 1)$ is a fixed *window size* and $\iota = 1, 2, \dots, n_{\text{iterations}}$ is

²For BMOCZ-based OFDM implemented with frequency mapping [8], one may instead consider a timing offset, which induces the same zero rotation we discuss here.

Algorithm 1 Iterative CFO Estimation**Input:** $\tilde{\mathbf{y}}, \mathbf{t}_N, K, N, \delta, n_{\text{iterations}}$ **Output:** $\hat{\phi}$ Initialize $\phi_{\min} = 0$ and $\phi_{\max} = 2\pi$

```

for  $\iota = 1$  to  $n_{\text{iterations}}$  do
     $\mathbf{M} \leftarrow (11)$  (generate modulation matrix)
     $\tilde{\mathbf{M}} \leftarrow \text{diag}(\tilde{\mathbf{y}})\mathbf{M}$  (modulate received sequence)
     $\tilde{\mathbf{Y}}_N \leftarrow (12)$  (oversample and take IDFT)
     $\hat{\phi} \leftarrow (13)$  (estimate CFO)
     $\phi_{\min} \leftarrow \hat{\phi} - \delta/\iota$  (update lower search bound)
     $\phi_{\max} \leftarrow \hat{\phi} + \delta/\iota$  (update upper search bound)
    if  $\phi_{\min} < 0$  then
         $\phi_{\min} \leftarrow 0$  (ensure  $\phi_{\min} \geq 0$ )
    end
    if  $\phi_{\max} > 2\pi$  then
         $\phi_{\max} \leftarrow 2\pi$  (ensure  $\phi_{\max} \leq 2\pi$ )
    end
end
return  $\hat{\phi}$ 

```

the iteration index. Hence, with each consecutive iteration the search interval $[\phi_{\min}, \phi_{\max}]$ shrinks, allowing $\hat{\phi}$ to converge to a fine estimate of the true angle ϕ . A summary of this approach is provided in Algorithm 1.

Remark 1. The presented CFO estimation algorithm only applies to BMOCZ zero constellations yielding a non-periodic template vector over $n \in [N]$. In particular, the proposed algorithm cannot estimate the CFO for Huffman BMOCZ, since in this case the template vector is sinusoidal (see Fig. 2). In the following section, we introduce a Huffman-like but asymmetric zero constellation for robust CFO estimation.

B. Proposed Jutted-Zero Constellation

To break the rotational symmetry of the Huffman BMOCZ zero constellation while maintaining uniform phase separation of the zeros, we set $\psi_k \triangleq 2\pi k/K$ and define

$$r_k \triangleq \begin{cases} \zeta R, & k = 0 \\ R, & \text{otherwise} \end{cases}, \quad k \in [K], \quad (14)$$

where $\zeta \geq 1$ is an *asymmetry factor*. With (14), each of the zeros in (1) lie on a circle of radius R or R^{-1} , except for the zero corresponding to the first message bit, which is real and lies on a circle of radius $\zeta R \geq R$ or $(\zeta R)^{-1} \leq R^{-1}$. The asymmetry factor ζ controls the extent to which the first zero (i.e., α_0) “juts out.” When $\zeta = 1$, the proposed zero constellation reduces to Huffman BMOCZ. For $\zeta > 1$, we call the approach *jutted BMOCZ (J-BMOCZ)*, an illustration of which is provided in Fig. 3.

Fig. 2 shows the template vector \mathbf{t}_N for J-BMOCZ with $K = 16$ and $\zeta \in \{1, 1.1, 1.2\}$. Notice that for $\zeta > 1$, a peak is introduced to \mathbf{t}_N that breaks the periodicity of the sinusoidal Huffman BMOCZ template vector. The J-BMOCZ template vector is thus well-suited for CFO estimation using the approach of Section III-A, as the inner product in (13) is

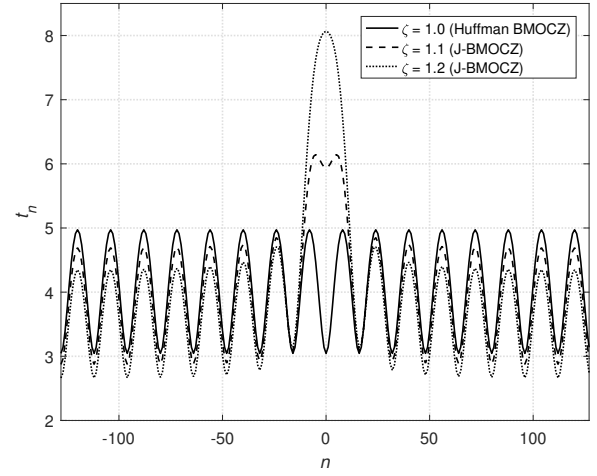


Fig. 2. J-BMOCZ template vector for $K = 16$, $R = 1.093$, and $N = 256$. Note: here $n \in \{-128, \dots, 127\}$.

maximized when the peak of \mathbf{t}_N aligns with the peak of a column in $\tilde{\mathbf{Y}}_N$. We illustrate this concept with the following simple example.

Example 1. Consider J-BMOCZ with $K = 2$, $R = 1.5$, and $\zeta = 1.2$. For $N = 4$, the template vector becomes $\mathbf{t}_N = [1.20, 2.22, 0.84, 2.22]^T$. Assume that we wish to transmit $\mathbf{b} = (1, 0)$. From (1), we get $\alpha_0 = \zeta R = 1.8$ and $\alpha_1 = -1/R = -0.67$, yielding to the normalized transmit sequence $\mathbf{x} = [1.08, 1.02, -0.90]^T$. For $h = \sqrt{0.5}(0.6 + j)$ and $\phi = \pi$, the received sequence $\tilde{\mathbf{y}}$ is given by (7) as

$$\begin{aligned} \tilde{\mathbf{y}} &= \mathbf{m}_\phi \odot \mathbf{x}h \\ &= [0.46 + 0.76j, -0.43 - 0.72j, -0.38 - 0.63j]^T, \end{aligned}$$

where we have omitted AWGN for simplicity. Since $N = 4$, with a single iteration of Algorithm 1, we can search over the rotations in $\{0, \pi/2, \pi, 3\pi/2\}$. Computing $\tilde{\mathbf{Y}}_N \in \mathbb{C}^{4 \times 4}$ with (12), the inner product in (13) gives

$$\mathbf{t}_N^T \tilde{\mathbf{Y}}_N = [9.79, 7.45, 9.90, 7.45],$$

leading to the estimate $\hat{n} = 2 \implies \hat{\phi} = (2\pi - 0)\hat{n}/N = \pi$. Modulating $\tilde{\mathbf{y}}$ back with $\mathbf{m}_{-\hat{\phi}}$, we obtain

$$\begin{aligned} \hat{\mathbf{y}} &= \mathbf{m}_{-\hat{\phi}} \odot \tilde{\mathbf{y}} \\ &= [0.46 + 0.76j, 0.43 + 0.72j, -0.38 - 0.63j]^T. \end{aligned}$$

Finally, decoding $\hat{Y}(z) = \hat{y}_2 z^2 + \hat{y}_1 z + \hat{y}_0$ via (6) yields

$$\begin{aligned} |\hat{Y}(\zeta R)| &= 0.00 < (\zeta R)^2 |\hat{Y}((\zeta R)^{-1})| = 2.04 \implies b_0 = 1, \\ |\hat{Y}(-R)| &= 4.38 > R^2 |\hat{Y}(-R^{-1})| = 0.00 \implies b_1 = 0, \end{aligned}$$

and hence $\hat{\mathbf{b}} = (1, 0)$. This concludes our example.

IV. NUMERICAL RESULTS

This section presents BER and BLER performance simulated as a function of E_b/N_0 . In each simulation, we uniformly sample B -bit messages $\mathbf{b} \in \mathbb{F}_2^B$ and normalize $\|\mathbf{x}\|_2^2$ to

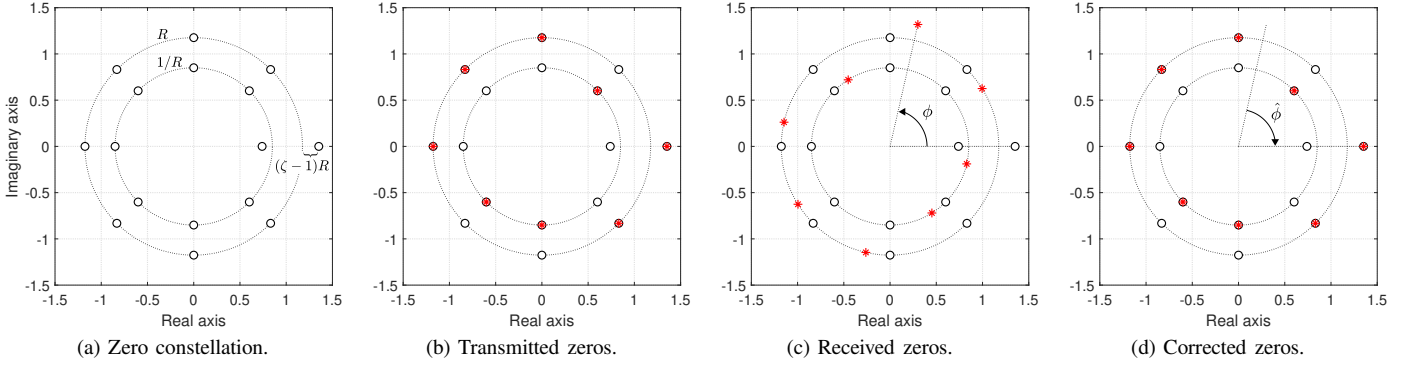


Fig. 3. Proposed J-BMOCZ zero pattern for $K = 8$, $R = 1.176$, and $\zeta = 1.15$. (a) Full zero constellation with $2K$ zero positions. (b) Transmitted zeros corresponding to the message $\mathbf{b} = (1, 0, 1, 1, 1, 0, 0, 1)$. (c) Received zeros rotated by $\phi = (12/7)\theta_K$ radians due to a CFO. Received zeros after correcting ϕ using Algorithm 1, which exactly correspond to the transmitted message.

$K + 1$. The transmitted polynomials are perturbed by AWGN drawn from $\mathcal{CN}(0, N_0)$, and in the fading channel, each polynomial observes a distinct channel gain $h \sim \mathcal{CN}(0, 1)$. To simulate a CFO, each received sequence $\mathbf{y} \in \mathbb{C}^{K+1}$ is phase modulated by a unique angle ϕ sampled uniformly from $[0, 2\pi)$. Both Huffman BMOCZ and J-BMOCZ employ the radius $R = \sqrt{1 + \sin(\pi/K)}$ proposed in [2]. For J-BMOCZ, we choose the asymmetry factor ζ by sweeping its value and selecting that which minimizes the BER under a CFO. All simulations use $N = 64 > K$, $\delta = 0.2$, $n_{\text{iterations}} = 2$, and the DiZeT decoder in (6).

A. Performance Loss Under CFO

Fig. 4 compares the performance of uncoded J-BMOCZ to uncoded Huffman BMOCZ. In AWGN without a CFO, J-BMOCZ exhibits a 1 dB performance loss in both BER and BLER compared to Huffman BMOCZ. In AWGN under a CFO, the BER loss of J-BMOCZ relative to Huffman BMOCZ without a CFO remains roughly 1 dB, except at moderately low E_b/N_0 , where the loss is slightly greater. In the fading channel without a CFO, J-BMOCZ incurs a 0.7 dB loss in BER and a 1 dB loss in BLER compared to Huffman BMOCZ. However, when a CFO is introduced, the performance loss increases to 2 dB relative to Huffman BMOCZ without a CFO. These results are in contrast to the performance of uncoded Huffman BMOCZ under a CFO, since without a CPC, the scheme cannot perform reliably and quickly encounters an error floor (see the black stars in Fig. 4).

B. Comparison to Existing Methods

Here, we compare the performance of coded J-BMOCZ to coded Huffman BMOCZ. For Huffman BMOCZ, we correct the fractional component of the CFO, ϵ , using an oversampled IDFT-based DiZeT decoder with an oversampling factor of $Q = 200$. To correct the integer component, u , we employ an ACPC with a message length of $B = 16$ bits and a codeword length of $K = 31$ bits. This (31,16)-ACPC inherits a 2-bit error-correction capability from its outer (31,21)-BCH code. For further details on the IDFT-based DiZeT decoder and the (31,16)-ACPC construction and implementation, we

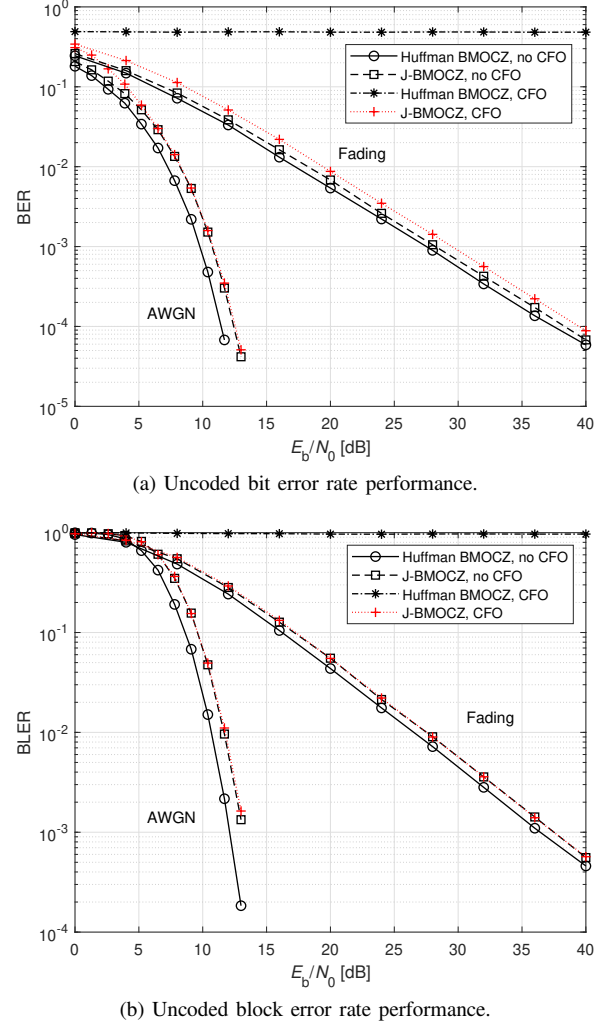
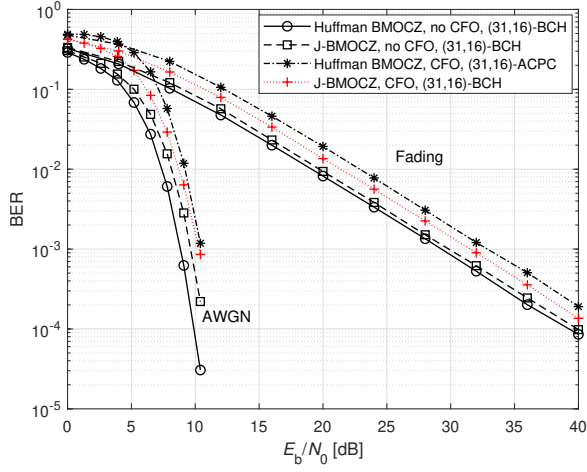
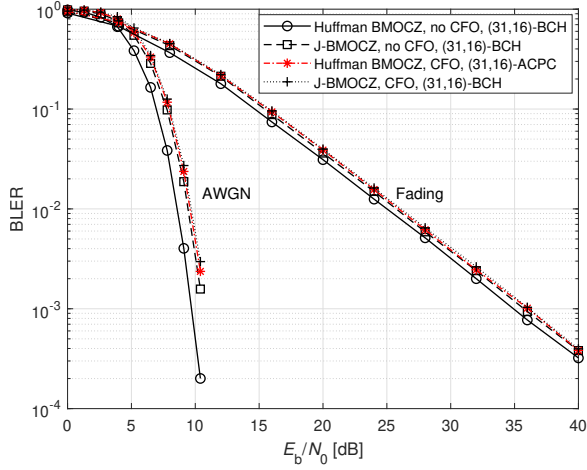


Fig. 4. Comparison of uncoded J-BMOCZ to uncoded Huffman BMOCZ. Both schemes use $K = 32$ and $R = 1.048$. The asymmetry factor for J-BMOCZ is $\zeta = 1.15$.

refer the reader to [3]. For a fair comparison, we implement J-BMOCZ with a (31,16)-BCH code, which provides 3-bit error-correction capabilities at the same rate as the ACPC.



(a) Coded bit error rate performance.



(b) Coded block error rate performance.

Fig. 5. Comparison of coded J-BMOZ to coded Huffman BMOZ. Both schemes use $K = 31$ and $R = 1.049$ to transmit $B = 16$ bits. The asymmetry factor for J-BMOZ is $\zeta = 1.15$.

Fig. 5 shows the performance of coded J-BMOZ and coded Huffman BMOZ. Similar to Fig. 4, Huffman BMOZ outperforms J-BMOZ by 1 dB in AWGN without a CFO. However, in AWGN with a CFO, J-BMOZ-BCH achieves better BER performance than BMOZ-ACPC at low E_b/N_0 . In the fading channel, the BER and BLER losses of J-BMOZ over Huffman BMOZ are reduced to just 0.5 dB and 1 dB, respectively. When a CFO is introduced, J-BMOZ-BCH outperforms BMOZ-ACPC in BER by roughly 1.75 dB while achieving similar BLER performance.

Remark 2. Although the (31,16)-BCH code improves the performance of both Huffman BMOZ and J-BMOZ in AWGN, it provides minimal benefit in the fading channel.

Therefore, we suspect that a soft-decision implementation of the DiZeT decoder, together with polar or LDPC codes, could significantly improve the performance BMOZ. However, in the presence of a CFO, such a decoder *cannot* be implemented with Huffman BMOZ, since the ACPC is required for CFO correction. In contrast, J-BMOZ enables decoding using soft information, as coding is not required to estimate the CFO, and there are no restrictions on the message length.

V. CONCLUSION

In this work, we propose J-BMOZ, a Huffman-like but asymmetric zero constellation featuring a “juted” zero pair. Furthermore, we exploit the common AACF of BMOZ sequences to introduce an iterative CFO estimation algorithm based on the IDFT. In contrast to the existing methods for Huffman BMOZ, the proposed method for CFO estimation with J-BMOZ does not require pilots or channel coding. Using numerical simulations, we demonstrate the efficacy of J-BMOZ under a CFO by comparing its performance to Huffman BMOZ in both AWGN and fading channels. Our results show that the performance loss of J-BMOZ under a CFO compared to Huffman BMOZ without a CFO is minimal. Furthermore, we show that the BER performance of coded J-BMOZ outperforms Huffman BMOZ implemented with an ACPC. Therefore, J-BMOZ offers a robust and flexible alternative to Huffman BMOZ in scenarios where the use of a CPC is impractical. In future work, we will focus on optimizing the proposed J-BMOZ zero constellation, e.g., deriving the optimal ζ as a function of K .

REFERENCES

- [1] P. Walk, P. Jung, and B. Hassibi, “Short-message communication and FIR system identification using Huffman sequences,” in *Proc. IEEE International Symposium on Information Theory (ISIT)*, 2017, pp. 968–972.
- [2] —, “MOZ for blind short-packet communication: Basic principles,” *IEEE Transactions on Wireless Communications*, vol. 18, no. 11, pp. 5080–5097, 2019.
- [3] P. Walk, P. Jung, B. Hassibi, and H. Jafarkhani, “MOZ for blind short-packet communication: Practical aspects,” *IEEE Transactions on Wireless Communications*, vol. 19, no. 10, pp. 6675–6692, 2020.
- [4] J. H. Wilkinson, “The perfidious polynomial,” *Studies in Numerical Analysis*, vol. 24, pp. 1–28, 1984.
- [5] S. K. Dehkordi, P. Jung, P. Walk, D. Wieruch, K. Heuermann, and G. Caire, “Integrated sensing and communication with MOZ waveform,” *arXiv preprint arXiv:2307.01760*, 2023.
- [6] A. Şahin, “Over-the-air majority vote computation with modulation on conjugate-reciprocal zeros,” *IEEE Transactions on Wireless Communications*, vol. 23, no. 11, pp. 17 714–17 726, 2024.
- [7] T. Eren, “Non-coherent short-packet communications: Novel z-domain user multiplexing,” *Digital Signal Processing*, vol. 156, p. 104777, 2025.
- [8] P. Huggins and A. Şahin, “On the optimal radius and subcarrier mapping for binary modulation on conjugate-reciprocal zeros,” in *Proc. IEEE Military Communications Conference (MILCOM)*, 2024, pp. 1–6.
- [9] D. Huffman, “The generation of impulse-equivalent pulse trains,” *IRE Transactions on Information Theory*, vol. 8, no. 5, pp. 10–16, 1962.