

SDE-SQL: Enhancing Text-to-SQL Generation in Large Language Models via Self-Driven Exploration with SQL Probes

Wenxuan Xie¹, Yaxun Dai², Wenhao Jiang^{3*}

¹South China University of Technology ²Soochow University ³Guangdong Laboratory of AI and Digital Economy (SZ)

lancelotxie601@gmail.com, cswwhjiang@gmail.com

Abstract

Recent advancements in large language models (LLMs) have significantly improved performance on the Text-to-SQL task. However, prior approaches typically rely on static, pre-processed database information provided at inference time, which limits the model’s ability to fully understand the database contents. Without dynamic interaction, LLMs are constrained to fixed, human-provided context and cannot autonomously explore the underlying data. To address this limitation, we propose **SDE-SQL**, a framework that enables large language models to perform **Self-Driven Exploration** of databases during inference. This is accomplished by generating and executing **SQL probes**, which allow the model to actively retrieve information from the database and iteratively update its understanding of the data. Unlike prior methods, **SDE-SQL** operates in a **zero-shot** setting, without relying on any question-SQL pairs as in-context demonstrations. When evaluated on the BIRD benchmark with Qwen2.5-72B-Instruct, **SDE-SQL** achieves an **8.02%** relative improvement in execution accuracy over the vanilla Qwen2.5-72B-Instruct baseline, establishing a new state-of-the-art among methods based on open-source models without supervised fine-tuning (SFT) or model ensembling. Moreover, with SFT, the performance of **SDE-SQL** can be further enhanced, yielding an additional **0.52%** improvement.

1 Introduction

Text-to-SQL is a long-standing research task in the field of natural language processing, aiming to translate natural language questions into SQL queries that can be executed by a database. It not only enables non-experts to interact with databases effortlessly, but also helps alleviate hallucinations in question-answering systems by providing LLMs with knowledge stored in the database.

Recent developments in LLMs have substantially boosted the performance and accuracy of Text-to-SQL applications. Methods based on LLMs have already achieved over 90% execution accuracy on the early Spider dataset (Yu et al., 2019), and have also shown good performance on the more complex and challenging BIRD dataset. However, a gap still exists between these methods and human experts, which is particularly evident in the recently proposed Spider 2.0 benchmark (Lei et al., 2025). Current mainstream large-model-based Text-to-SQL methods typically consist of three key modules: schema linking, SQL generation, and SQL refinement. In the schema linking stage, previous work has primarily focused on matching more precise and relevant database information to specific natural language questions. In the SQL generation stage, various question decomposition methods and reasoning strategies have been proposed. In the SQL refinement stage, error types have been more thoroughly categorized, leading to the development of more targeted correction techniques. However, one critical yet often overlooked aspect of SQL is its role as an interactive interface with the database, enabling rapid and efficient execution. This property remains underutilized in current approaches and may partly explain the performance gap between LLM-based systems and human experts.

Therefore, we propose **SDE-SQL**, introducing the **Self-Driven Exploration** technique in both the generation and refinement stages, which is shown in Figure 1. In addition to the final SQL query that corresponds to the natural language question, a series of SQL queries specifically designed for database exploration are generated and executed during the task. These SQL queries are referred to as SQL Probes. For schema linking, we employ entity-based value retrieval and entity-based soft linking methods. In the generation stage, we allow the LLMs to independently explore the database in

*Corresponding author

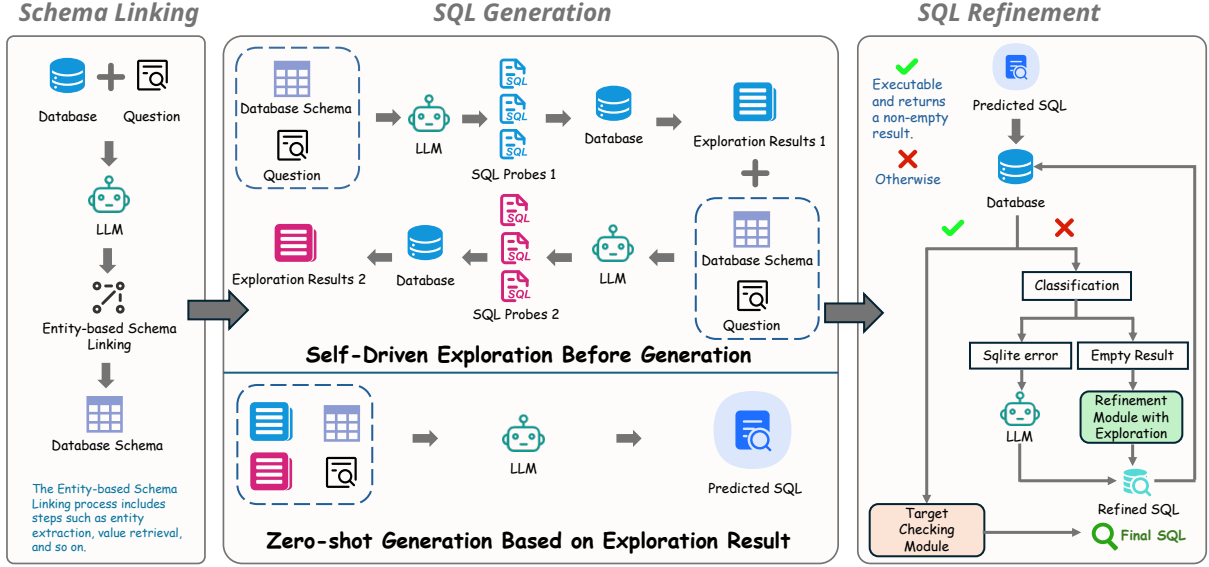


Figure 1: The Workflow of SDE-SQL, which consists of three parts: 1) Schema Linking: which retrieves and selects useful database schema; 2) SQL Generation: performing zero-shot SQL generation based on two-phase self-driven exploration; 3) SQL Refinement: which refines the SQL with the execution results of the Sub-SQLs and SQL Probes.

two phases based on the current natural language question and the database schema, and then enable LLMs to perform zero-shot learning with the exploration results.

After generation, we refine incorrect SQL queries using two strategies. For those returning explicit error messages, LLMs directly revise the query based on the feedback. For SQLs that return empty results, we apply rule-based decomposition to generate a series of sub-queries (Sub-SQLs). LLMs then analyze their execution results and perform targeted exploration to identify and fix the underlying issues.

When evaluated on the BIRD dataset, SDE-SQL based on Qwen2.5-72B-Instruct achieved an execution accuracy of **67.67%**. After SFT, the performance further improves to **68.19%**.

In summary, here are our contributions:

- We propose SDE-SQL, a novel framework that leverages Self-Driven Exploration to unlock the true potential of LLMs in the Text-to-SQL task, allowing them to use SQLs as probes to explore the database and thereby reducing the performance gap between LLMs and human experts.
- We introduce a two-phase exploration in the SQL generation stage, empowering LLMs with the ability to dynamically interact with the database, thereby breaking the limitations of information availability.

- In the SQL refinement stage, we use a rule-based approach to decompose the SQL into a series of Sub-SQLs, enabling LLMs to analyze the execution results of these Sub-SQLs, diagnose the error sources with the execution results of generated SQL Probes, and further interact with the database to explore solutions based on the diagnostic conclusion.
- We evaluated our framework on the BIRD dataset and Spider dataset and conducted a series of ablation experiments, demonstrating the importance and effectiveness of Self-Driven Exploration for the Text-to-SQL task.
- We also constructed a small amount of data for Supervised Fine-Tuning (SFT) on the exploration and generation tasks separately. The results show that fine-tuning individual modules can lead to improvements in the overall performance of SDE-SQL.

2 Related Work

Transforming natural language questions into database queries is a classic task, the earliest works used inductive logic programming and human-designed templates to accomplish this task (Zelle and Mooney, 1996). In recent years, the advancement of Text-to-SQL technologies can be broadly categorized into two stages, driven by progress in natural language processing.

2.1 Traditional Seq2Seq Model-Based Methods

Previous work primarily focused on improving encoding or decoding methods, as the seq2seq model framework consists of two main components, the encoder and the decoder. IRNet employed a bidirectional LSTM to encode the question and a self-attention mechanism to encode the database schema, ultimately using an LSTM as a grammar-based decoder(Guo et al., 2019). In order to effectively capture the relationship between the database schema and the question, RAT-SQL develops an encoder with a relation-aware self-attention mechanism(Wang et al., 2020). After that, Cai et al. (2022) and Cao et al. (2021) utilized graph neural networks to encode the relationships between the schema and the query. Leveraging the exceptional capabilities of pre-trained language models (PLMs) across various NLP tasks, Hwang et al. (2019) was the first to incorporate BERT as its encoder. For improvements in the decoder, Xu et al. (2017) and Choi et al. (2020) focused on sketch-based decoding method. To reduce time consumption during inference, SDSQL presented the Schema Dependency Learning and removed execution-guided (EG) decoding strategy(Hui et al., 2021).

2.2 LLM-Based Methods

With the advent of LLMs, the Text-to-SQL field has experienced a groundbreaking innovation, bringing about significant changes in the approach to the task.

Methods Based on Prompt Engineering Rajkumar et al. (2022) evaluated the potential of LLMs in the Text-to-SQL task, demonstrating the remarkable capability of LLMs in this task. Building on in-context learning, DAIL-SQL (Gao et al., 2023) introduced a novel prompt engineering approach that improves the Text-to-SQL performance of LLMs through question representation, demonstration selection, and demonstration organization. Based on Chain-of-Thought(CoT) reasoning style(Wei et al., 2023), DIN-SQL(Pourreza and Rafiei, 2023), Divide-and-Prompt(Liu and Tan, 2023), CoE-SQL(Zhang et al., 2024a) and SQLfuse(Zhang et al., 2024b) designed CoT templates with reasoning steps in the prompt to elicit chain thinking. To enhance the ability of LLMs in handling complex problems, QDecomp(Tai et al., 2023), DIN-SQL(Pourreza and Rafiei, 2023), MAC-SQL(Wang et al., 2025) and MAG-SQL(Xie

et al., 2024) decomposed complex natural language questions and solve them step by step. Besides, MCS-SQL(Lee et al., 2024), CHASE-SQL(Pourreza et al., 2024a) and CHESS(Talaei et al., 2024) enhanced performance by generating a large set of candidate SQL queries during the inference stage and selecting the most suitable ones.

Methods Based on Fine-tuning Although prompt engineering methods based on closed-source models, like GPT-4o(OpenAI et al., 2024), perform well in the Text-to-SQL task, they face issues such as high costs, inability to guarantee privacy, and limited flexibility. Therefore, fine-tuning open-source models for the Text-to-SQL task holds significant practical value and application potential. DTS-SQL(Pourreza and Rafiei, 2024) and SQLfuse(Zhang et al., 2024b) explored fine-tuning LLMs for both schema linking and SQL generation. SQL-PaLM(Sun et al., 2024), Open-SQL(Chen et al., 2024), XiYan-SQL(Gao et al., 2025) and CodeS(Li et al., 2024) fine-tuned open-source LLMs on carefully selected data, while CodeS specifically adopted an incremental pre-training approach using a specially curated SQL-centric corpus. In addition, there are some novel perspectives. DELLMHong et al. (2024) specifically fine-tuned a Data Expert Language Model that provides domain knowledge, while SQL-GENPourreza et al. (2024b) proposed a novel Mixture-of-Experts (MoE) architecture to handle multiple SQL dialects.

3 Methodology

3.1 Entity-based Schema Linking

In the Text-to-SQL task, schema linking refers to the process of identifying and selecting the relevant tables, columns, and values from the database based on the input natural language question. To improve the accuracy of linking, we use an entity-based linking approach, including **Value Retrieval** and **Soft Schema Linking**.

3.1.1 Entity-based Value Retrieval

Similar to the retrieval module in Talaei et al. (2024), we first employ an LLM to extract entities from the natural language question through few-shot learning. And then the value retriever identifies similar values in the database based on Locality Sensitive Hashing (LSH) and semantic similarity.

3.1.2 Entity-based Soft Schema Linking

To improve the tolerance in the schema linking stage, we chose the soft schema linking method, like the approach in Xie et al. (2024). We employ a one-shot manner to prompt LLM to select the relevant columns based on each entity. For the selected columns, we provide as much detailed information as possible during the subsequent SQL generation, including the column name, type, column description, value examples, and value descriptions. For the unselected columns, we only retain the column name and type. This approach not only significantly reduces the input length, allowing the language model to focus on the most relevant database schema during generation, but also enhances tolerance by preventing the removal of useful columns that were not chosen.

3.2 Generation Based on Self-Driven Exploration

In previous Text-to-SQL research, SQL has often been viewed primarily as an intermediate result or final output, with its inherent functionality mostly overlooked. Therefore, we introduce the concept of **SQL Probes**. SQL Probes, literally meaning SQL queries that function as probes, are specifically designed for exploring the database based on current natural language question. Formally, we define the task as a mapping from a natural language query Q and a database schema D to a corresponding SQL query S . The natural language query Q is composed of two parts: the **target** and the **conditions** (Xie et al., 2024). Typically, the target corresponds to the main SELECT clause in the SQL query S , while the conditions correspond to the other clauses in S , such as the WHERE clause. Figure 2 is an example.

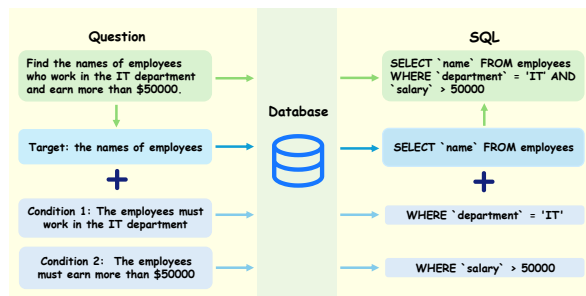


Figure 2: An example of Text-to-SQL.

To obtain a specific SQL representation, entities must first be mapped to the corresponding columns and values in the database. Whether this step can

be executed accurately depends on how well the language model understands the database.

However, the information provided by the previously processed database schema is far from sufficient. Real-world databases are often highly complex and messy. Different tables may contain many columns with the same meaning (representing the same item), and the values in these columns might have different formats, with some values even existing only in specific tables. In the absence of sufficient information, LLM can only randomly identify combinations from these similar columns and values. This is also one of the key reasons behind the LLM’s especially unstable performance in this task. During evaluation, it is frequently observed that the model can correctly predict some examples at times, while failing on the same examples at other times. In prior work, some methods have involved generating multiple SQL-candidates with the language model, followed by selecting the most appropriate one. Nevertheless, this approach fails to address the underlying problem. We propose that the most fundamental solution is to empower LLM with the ability to dynamically interact with the database. In SDE-SQL, LLM performs a two-stage self-driven exploration within the database before generation.

3.2.1 Candidates Exploration

The goal of this stage of exploration is to enable the large language model to query the database for information regarding both the Targets and a single Condition, and then select appropriate candidates for each target and condition. Since an entity in a natural language question is mapped to either a column or a value (or both a column and a value) in the database, LLM needs to determine the candidate columns and candidate values for each entity. Initially, the language model generates several **Base SQL Probes**, which enumerate candidate columns for the Targets. These SQLs focus solely on querying the Targets without any additional conditions. Following this, Condition SQL Probes are created, where each Probe typically extends a Base SQL Probe by adding a column candidate and maybe a value candidate corresponding to a specific condition. Assuming each set of candidates contains two options, the generation of Condition SQL Probes is illustrated in Figure 3, where each root-to-leaf path corresponds to a specific Condition SQL Probe. We refer to the condition description of each Condition SQL Probe as a **Condition Description Candi-**

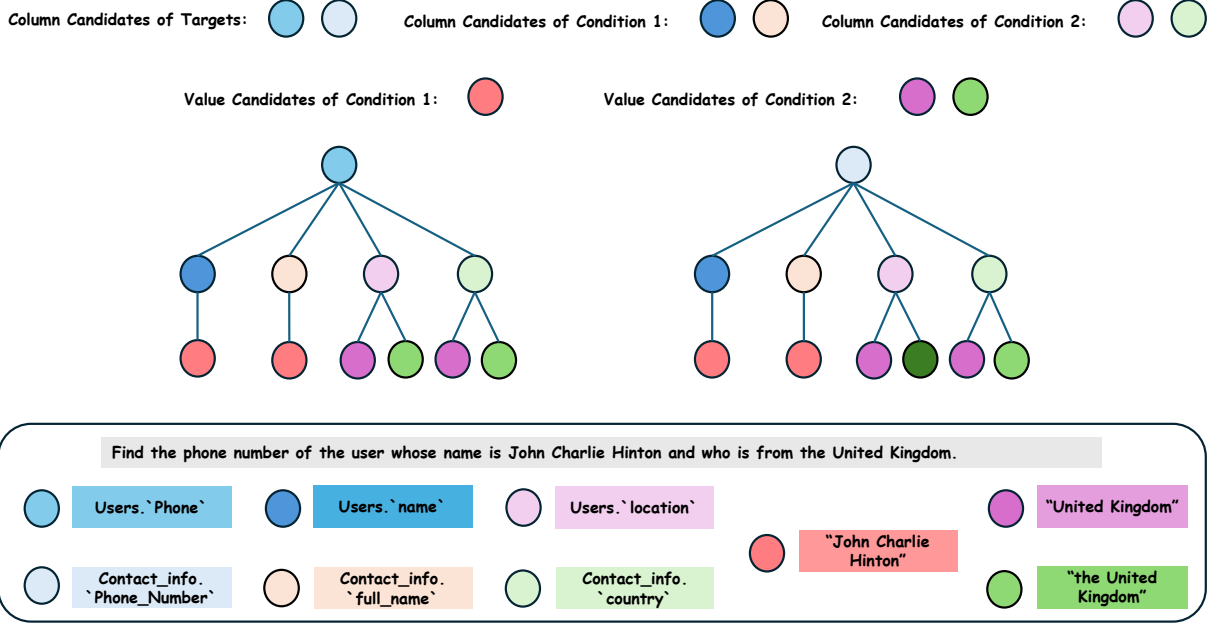


Figure 3: Condition SQL Probes Generation Process Illustrated Using a Tree Structure.

date. For example, in Figure 3, one Condition Description Candidate is:

```
SELECT Phone FROM users WHERE name =
'John_Charlie_Hinton' AND location = '
United_Kingdom';
```

3.2.2 Combinations Exploration

Based on the results of the previous stage’s exploration, the scope of candidates has been narrowed down. Now, it is necessary to combine all the conditions to find the most suitable candidate combination. For SQL queries that return no results, the corresponding candidate combination is definitely unsuitable.

3.2.3 Zero-shot Generation with Exploration Results

In our experiments, we found that existing methods do not fully leverage the large language model’s potential for SQL generation. For example, strategies such as designing new decomposition approaches to allow the model to progressively solve complex problems, using various prompt techniques to generate multiple candidates for selection, or employing search strategies like Monte Carlo tree search(MCTS) to enhance the inference capability of language models, can lead to modest improvements in model performance. However, these gains are still significantly smaller than those achieved by providing the model with sufficient information.

Therefore, in SDE-SQL, the LLM generator generates SQL based on the database schema and the

results from the previous two exploration stages, without relying on any question-SQL pairs as few-shot examples or using any question decomposition strategies. To improve the accuracy and robustness of SQL generation, we adopt a self-consistency strategy that selects the most consistent answer by comparing the execution results of multiple generated SQL queries.

3.3 Refinement Based on Self-Driven Exploration

In the past, existing techniques based on In-Context Learning have introduced detection and repair solutions for Text-to-SQL errors, with each solution differing in its approach to error identification algorithms and the supplementary data provided to assist LLM in comprehending and rectifying these errors.(Shen et al., 2025)

For Syntax errors and Schema errors, the error feedback after execution already contains sufficient information, allowing LLMs to effectively complete the correction of SQL. However, for some other more complex errors, they typically result in empty query results without any error messages. Even when humans attempt to correct these errors, they cannot do so in one go; instead, they need to write some SQL statements for debugging and diagnose the problem based on the execution results of these queries. The current approach involves continuously regenerating until the repairs is successful or the attempt limit is reached. Throughout this repair process, LLM does not receive any use-

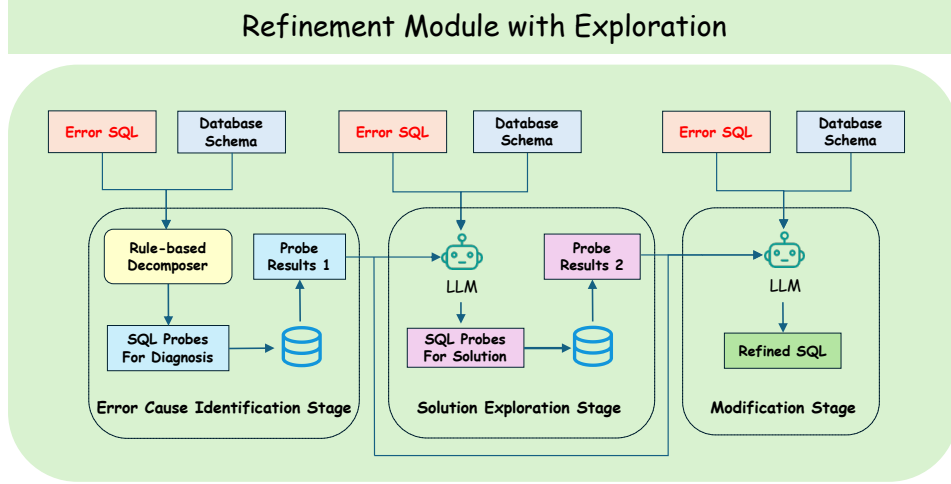


Figure 4: An illustration of the proposed refinement process with exploration in SDE-SQL.

ful information, and its reasoning abilities are not fully utilized. In other words, the reason for the error is never identified.

Therefore, in **SDE-SQL**, we introduce a comprehensive **Self-Driven Exploration** phase prior to SQL revision. For queries that yield empty results, the refinement process is divided into three distinct stages: the **Error Cause Identification Stage**, the **Solution Exploration Stage**, and the **Modification Stage**, as illustrated in Figure 4.

3.3.1 Error Cause Identification Stage

In a complex SQL statement, multiple tables may be involved and multiple conditions may be applied simultaneously, making it difficult to pinpoint the issue by directly analyzing the entire SQL. Therefore, we need to conduct a fine-grained diagnosis. To generate a series of Sub-SQLs as SQL Probes for diagnostic purposes, we developed a decomposer based on **SQLGlot**. The decomposer first converts complex SQL queries into **Abstract Syntax Trees (ASTs)** and then identifies indivisible condition units by analyzing node types and their relationships. These identified subtrees within the AST serve as the foundation for generating semantically valid Sub-SQLs, and the execution results of these Sub-SQLs will be provided to LLM to assist it in accurately diagnosing and pinpointing issues in the original query. An example of the decomposition result is shown in Figure 8.

3.3.2 Solution Exploration Stage

We have summarized five possible reasons that may lead to an empty query result. At this stage, LLM need to analyze the probe results in the previous stage to derive hypotheses about possible error

causes, and then generate a series of SQL probes to assist in exploring potential solutions to these errors.

Conditions conflict or condition duplication

This error refers to situations where data can be found when executed under a single condition, but when multiple conditions are combined, no data that meets the requirements can be found (resulting in an empty query result). There are two possible reasons for this error: conflicting combinations of multiple different conditions or redundant descriptions of a single condition using different columns. (i) Conditions conflict typically arises when an entity in a condition corresponds to multiple possible candidate columns, and only a specific candidate column combined with other conditions can yield the corresponding data item. An example is shown in Figure 5. (ii) Condition duplication occurs when an entity in a condition maps to multiple candidate columns, causing the SQL generated by the large language model to inadvertently employ these various candidate columns in describing the same condition, ultimately resulting in the failure to retrieve data that fulfills the intended condition.

Unnecessary Table Joins The SQL may include unnecessary table joins, resulting in no records satisfying the conditions in the final intersection.

Mismatch between column and value This error arises when either the value format does not match the selected (but correct) column, or when a similar-looking column is chosen that does not contain the intended value.

Sub-query Scope Inconsistency Sometimes, the scope of the sub-query may be inconsistent with

that of the main query, especially when using the MIN/MAX functions in the sub-query, which often leads to an empty query result. Figure 6 shows an example that the row of data retrieved in the sub-query does not exist in the result after the JOIN of these two tables.

3.3.3 Target Checking After Refinement

For an SQL query, the most important part is actually the target of the query, which refers to the columns being selected in the SELECT clause. If the query target in SQL does not align with the original query target in the natural language question, then the transformation is undoubtedly a failure. However, when LLMs generate SQL, they sometimes include columns that are not part of the query target in the SELECT clause, such as columns used in the conditions. Therefore, after refining the SQL based on the execution results, it is necessary to check whether the query target in the SQL matches the query target in the natural language question. To avoid introducing new errors at this stage, we allow the large language model to only determine if unnecessary target columns are selected in the SQL. If such columns are found, they will be removed without affecting the execution. The procedure is illustrated in Figure 7.

3.4 Supervised Fine-Tuning (SFT)

To further enhance the model’s ability to autonomously explore the database and utilize exploration results to generate more accurate SQL, we also perform supervised fine-tuning (SFT) on the model. The training data is sampled from the training set of BIRD. We employed a prompt-based pipeline to roll out data, and the examples that eventually produced correct SQL were regarded as valid data for fine-tuning the model.

Among the 9,428 data points, 5,231 valid samples were obtained through sampling. From the reasoning trajectory of each example, we extract two components: (i) the exploration phase, where SQL probes are generated; and (ii) the prediction phase, where the final SQL query is generated based on the exploration results.

4 Experiments

In this section, we first introduce the experimental setup, and then report and analyze the results.

4.1 Experimental Setup

4.1.1 Dataset and Metrics

Spider (Yu et al., 2019) is a widely adopted benchmark dataset for the Text-to-SQL task. It is large-scale, cross-domain, and complex, containing 10,181 natural language questions and 5,693 corresponding SQL queries across 200 different databases. As a challenging benchmark of Text-to-SQL task, the recently proposed BIRD dataset (Li et al., 2023) includes 95 large-scale real databases with dirty values, featuring 12,751 unique question-SQL pairs. The databases within the BIRD dataset, similar to those in real-world scenarios, exhibit inherent ambiguities. Accordingly, detailed descriptions are provided for each column, along with external knowledge. In this work, we choose Execution Accuracy (EX) as the metric, since it reflects the accuracy of the results returned by the executed SQL queries. This metric considers various SQL formulations for the same question, providing a more precise and fair evaluation of the outcomes.

4.1.2 SFT Settings

For both exploration task and generation task, we conducted 24-hour training on 8 NVIDIA A800 GPUs with Qwen2.5-72B-Instruct. The detailed training hyperparameters are provided in Table 4.

4.1.3 Baselines

To enable a comprehensive comparison, we selected representative methods based on **closed-source** models and representative methods based on **open-source** models **without model ensemble** as baselines.

4.2 Main Results

4.2.1 BIRD Results

When evaluated on the BIRD dev dataset, **SDE-SQL** based on Qwen2.5-72B-Instruct outperforms **most GPT-4-based methods** and the majority of open-source models, achieving an execution accuracy of **68.19%** after fine-tuning, as shown in Table 2. Even in the training-free setting, it achieves a strong performance of **67.67%**, further highlighting the effectiveness of our approach.

4.2.2 Spider Results

As shown in Table 3, SDE-SQL fine-tuned solely on the BIRD training set achieves competitive results on Spider benchmark, surpassing GPT-4-based methods and most open-source models,

Method	Simple	Moderate	Challenging	All
SDE-SQL + Qwen2.5-72B-Instruct	74.92	57.76	53.10	67.67
w/o Soft Schema Linker	73.51	58.84	50.34	66.88 _{↓0.79}
w/o Exploration Before Generation	72.97	56.46	48.97	65.71 _{↓1.96}
w/o Refinement Module	72.97	55.60	48.97	65.45 _{↓2.22}
w/o Exploration in Refinement	72.86	56.68	51.72	65.97 _{↓1.70}
w/o Target Checking	73.19	57.76	49.66	66.30 _{↓1.37}
w/o Exploration in Generation & Refinement	72.11	54.31	48.28	64.47 _{↓3.20}
SDE-SQL + Fine-tuned Explorer	74.16	59.26	55.17	67.86 _{↑0.19}
SDE-SQL + Fine-tuned Generator	74.49	58.19	55.86	67.80 _{↑0.13}
SDE-SQL + Fine-tuned Explorer & Generator	74.70	58.84	56.55	68.19 _{↑0.52}

Table 1: Execution accuracy of SDE-SQL on BIRD dev set in the ablation study.

Method	dev(EX)
AskData + GPT-4o	75.36
CHASE-SQL + Gemini	74.46
XiYan-SQL	73.34
OpenSearch-SQL, v2 + GPT-4o	69.30
CHESS	68.31
Distillery + GPT-4o	67.21
MCS-SQL	63.36
MAC-SQL + GPT-4	59.39
DAIL-SQL + GPT-4	54.76
DIN-SQL + GPT-4	50.72
GPT-4	46.35
DTS-SQL + DeepSeek-7B	55.80
SFT CodeS-15B	58.47
SQL-o1 + Llama3-8B	63.4
OneSQL-v0.1-Qwen-32B	64.60
XiYanSQL-QwenCoder-32B	67.01
Qwen2.5-72B-Instruct	60.17
SDE-SQL + Qwen2.5-72B-Instruct	67.67
SDE-SQL (SFT)	68.19

Table 2: The experimental results of competing model on the BIRD dataset.

which underscores its strong generalization ability. Nevertheless, the performance gain is relatively modest, as a large portion of SQL queries in the Spider dataset produce empty execution results, thereby limiting the effectiveness of feedback from database exploration.

4.3 Ablation Study

For each module in SDE-SQL, we conduct ablation studies on the development set of BIRD benchmark, which is shown in Table 1. In addition, we evaluate the effect of incorporating the fine-tuned explorer and generator into the pipeline. The results demonstrate that each component plays an important role, with the introduction of the two exploration phases leading to particularly significant performance improvements. Besides, modules fine-tuned on their

Method	dev(EX)	test(EX)
SDE-SQL (SFT)	87.5	88.5
SDE-SQL + Qwen2.5-72B-Instruct	87.3	88.3
MAC-SQL + GPT-4	86.8	82.8
SENSE-13B	84.1	83.5
SQL-o1 + Llama3-8B	87.4	85.4
DAIL-SQL + GPT-4	84.4	86.6
ROUTE + Qwen2.5-14B	87.3	87.1
DIN-SQL + GPT-4	82.8	85.3
GPT-4 (zero-shot)	73.4	-
Qwen2.5-72B-Instruct	73.9	84.0

Table 3: The experimental results of competing model on the Spider dataset.

respective sub-tasks can further enhance the overall performance of the workflow.

5 Conclusion

In this work, we propose **SDE-SQL**, a novel Text-to-SQL framework that integrates *Self-Driven Exploration* into both the SQL generation and refinement stages. By enabling LLMs to proactively interact with databases through SQL probes, SDE-SQL bridges the gap between static query generation and dynamic, execution-based reasoning. This exploration mechanism allows LLMs to uncover latent schema semantics and execution patterns, significantly improving their ability to produce executable and semantically accurate SQL queries. Extensive experiments on the BIRD and Spider datasets demonstrate the effectiveness of SDE-SQL, with the model achieving an execution accuracy of **68.19%** on BIRD after supervised fine-tuning. Ablation studies confirm the contributions of key components—especially the exploration pipeline and the fine-tuning strategies. As future work, we plan to explore tighter integration of exploration signals into model training to further strengthen the model’s reasoning capabilities.

6 Limitation

Although self-driven exploration significantly enhances the potential of large language models in Text-to-SQL tasks, our current approach has several limitations. In SDE-SQL, database exploration is entirely prompt-driven—meaning that the effectiveness of the exploration process heavily depends on the design and quality of manually crafted prompts. Poorly constructed prompts may lead the model to generate uninformative or redundant SQL probes, thereby limiting its ability to acquire meaningful schema knowledge or execution insights. Moreover, relying solely on prompt engineering can restrict the model’s capacity for deeper reasoning, as it lacks mechanisms for adaptive learning based on feedback from the environment.

Another limitation is the model’s inability to autonomously refine its exploration strategy over time. Since each SQL probe is generated statically from prompts, the model cannot dynamically adjust its behavior based on prior successes or failures during the exploration process. This constraint reduces the overall flexibility and learning efficiency of the system.

To address these issues, future work will focus on making database exploration more intrinsic to the model itself. One promising direction is to incorporate reinforcement learning or other feedback-driven learning paradigms, allowing the model to iteratively refine its probing strategies based on execution outcomes. By enabling the model to learn from its own interactions with the database, we hope to develop a more robust, adaptive framework capable of deeper, context-aware reasoning in complex database environments.

References

- Ruichu Cai, Jinjie Yuan, Boyan Xu, and Zhifeng Hao. 2022. [Sadga: Structure-aware dual graph aggregation network for text-to-sql](#). *Preprint*, arXiv:2111.00653.
- Ruisheng Cao, Lu Chen, Zhi Chen, Yanbin Zhao, Su Zhu, and Kai Yu. 2021. [Lgesql: Line graph enhanced text-to-sql model with mixed local and non-local relations](#). *Preprint*, arXiv:2106.01093.
- XiaoJun Chen, Tianle Wang, Tianhao Qiu, Jianbin Qin, and Min Yang. 2024. [Open-sql framework: Enhancing text-to-sql on open-source large language models](#). *Preprint*, arXiv:2405.06674.
- DongHyun Choi, Myeong Cheol Shin, EungGyun Kim, and Dong Ryeol Shin. 2020. [Ryansql: Recursively applying sketch-based slot fillings for complex text-to-sql in cross-domain databases](#). *Preprint*, arXiv:2004.03125.
- Dawei Gao, Haibin Wang, Yaliang Li, Xiuyu Sun, Yichen Qian, Bolin Ding, and Jingren Zhou. 2023. [Text-to-sql empowered by large language models: A benchmark evaluation](#). *Preprint*, arXiv:2308.15363.
- Yingqi Gao, Yifu Liu, Xiaoxia Li, Xiaorong Shi, Yin Zhu, Yiming Wang, Shiqi Li, Wei Li, Yuntao Hong, Zhiling Luo, Jinyang Gao, Liyu Mou, and Yu Li. 2025. [A preview of xiyan-sql: A multi-generator ensemble framework for text-to-sql](#). *Preprint*, arXiv:2411.08599.
- Jiaqi Guo, Zecheng Zhan, Yan Gao, Yan Xiao, Jian-Guang Lou, Ting Liu, and Dongmei Zhang. 2019. [Towards complex text-to-sql in cross-domain database with intermediate representation](#). *Preprint*, arXiv:1905.08205.
- Zijin Hong, Zheng Yuan, Hao Chen, Qinggang Zhang, Feiran Huang, and Xiao Huang. 2024. [Knowledge-to-sql: Enhancing sql generation with data expert llm](#). *Preprint*, arXiv:2402.11517.
- Binyuan Hui, Xiang Shi, Ruiying Geng, Binhua Li, Yongbin Li, Jian Sun, and Xiaodan Zhu. 2021. [Improving text-to-sql with schema dependency learning](#). *Preprint*, arXiv:2103.04399.
- Wonseok Hwang, Jinyeong Yim, Seunghyun Park, and Minjoon Seo. 2019. [A comprehensive exploration on wikisql with table-aware word contextualization](#). *Preprint*, arXiv:1902.01069.
- Dongjun Lee, Choongwon Park, Jaehyuk Kim, and Heesoo Park. 2024. [Mcs-sql: Leveraging multiple prompts and multiple-choice selection for text-to-sql generation](#). *Preprint*, arXiv:2405.07467.
- Fangyu Lei, Jixuan Chen, Yuxiao Ye, Ruisheng Cao, Dongchan Shin, Hongjin Su, Zhaoqing Suo, Hongcheng Gao, Wenjing Hu, Pengcheng Yin, Victor Zhong, Caiming Xiong, Ruoxi Sun, Qian Liu, Sida Wang, and Tao Yu. 2025. [Spider 2.0: Evaluating language models on real-world enterprise text-to-sql workflows](#). *Preprint*, arXiv:2411.07763.
- Haoyang Li, Jing Zhang, Hanbing Liu, Ju Fan, Xiaokang Zhang, Jun Zhu, Renjie Wei, Hongyan Pan, Cuiping Li, and Hong Chen. 2024. [Codes: Towards building open-source language models for text-to-sql](#). *Preprint*, arXiv:2402.16347.
- Jinyang Li, Binyuan Hui, Ge Qu, Jiaxi Yang, Binhua Li, Bowen Li, Bailin Wang, Bowen Qin, Rongyu Cao, Ruiying Geng, Nan Huo, Xuanhe Zhou, Chenhao Ma, Guoliang Li, Kevin C. C. Chang, Fei Huang, Reynold Cheng, and Yongbin Li. 2023. [Can llm already serve as a database interface? a big bench for large-scale database grounded text-to-sqls](#). *Preprint*, arXiv:2305.03111.

Xiping Liu and Zhao Tan. 2023. [Divide and prompt: Chain of thought prompting for text-to-sql](#). *Preprint*, arXiv:2304.11556.

OpenAI, :, Aaron Hurst, Adam Lerer, Adam P. Goucher, Adam Perelman, Aditya Ramesh, Aidan Clark, AJ Ostrow, Akila Welihinda, Alan Hayes, Alec Radford, Aleksander Madry, Alex Baker-Whitcomb, Alex Beutel, Alex Borzunov, Alex Carney, Alex Chow, Alex Kirillov, Alex Nichol, Alex Paino, Alex Renzin, Alex Tachard Passos, Alexander Kirillov, Alexi Christakis, Alexis Conneau, Ali Kamali, Allan Jabri, Allison Moyer, Allison Tam, Amadou Crookes, Amin Tootoochian, Amin Tootoonchian, Ananya Kumar, Andrea Vallone, Andrej Karpathy, Andrew Braunstein, Andrew Cann, Andrew Codisoti, Andrew Galu, Andrew Kondrich, Andrew Tulloch, Andrey Mishchenko, Angela Baek, Angela Jiang, Antoine Pelisse, Antonia Woodford, Anuj Gosalia, Arka Dhar, Ashley Pantuliano, Avi Nayak, Avital Oliver, Barret Zoph, Behrooz Ghorbani, Ben Leimberger, Ben Rossen, Ben Sokolowsky, Ben Wang, Benjamin Zweig, Beth Hoover, Blake Samic, Bob McGrew, Bobby Spero, Bogo Giertler, Bowen Cheng, Brad Lightcap, Brandon Walkin, Brendan Quinn, Brian Guarraci, Brian Hsu, Bright Kellogg, Brydon Eastman, Camillo Lugaresi, Carroll Wainwright, Cary Bassin, Cary Hudson, Casey Chu, Chad Nelson, Chak Li, Chan Jun Shern, Channing Conger, Charlotte Barette, Chelsea Voss, Chen Ding, Cheng Lu, Chong Zhang, Chris Beaumont, Chris Hallacy, Chris Koch, Christian Gibson, Christina Kim, Christine Choi, Christine McLeavey, Christopher Hesse, Claudia Fischer, Clemens Winter, Coley Czarnecki, Colin Jarvis, Colin Wei, Constantin Koumouzelis, Dane Sherburn, Daniel Kappler, Daniel Levin, Daniel Levy, David Carr, David Farhi, David Mely, David Robinson, David Sasaki, Denny Jin, Dev Valladares, Dimitris Tsipras, Doug Li, Duc Phong Nguyen, Duncan Findlay, Edede Oiwoh, Edmund Wong, Ehsan Asdar, Elizabeth Proehl, Elizabeth Yang, Eric Antonow, Eric Kramer, Eric Peterson, Eric Sigler, Eric Wallace, Eugene Brevdo, Evan Mays, Farzad Khorasani, Felipe Petroski Such, Filippo Raso, Francis Zhang, Fred von Lohmann, Freddie Sulit, Gabriel Goh, Gene Oden, Geoff Salmon, Giulio Starace, Greg Brockman, Hadi Salman, Haiming Bao, Haitang Hu, Hannah Wong, Haoyu Wang, Heather Schmidt, Heather Whitney, Heewoo Jun, Hendrik Kirchner, Henrique Ponde de Oliveira Pinto, Hongyu Ren, Huiwen Chang, Hyung Won Chung, Ian Kivlichan, Ian O’Connell, Ian O’Connell, Ian Osband, Ian Silber, Ian Sohl, Ibrahim Okuyucu, Ikai Lan, Ilya Kostrikov, Ilya Sutskever, Ingmar Kanitscheider, Ishaan Gulrajani, Jacob Coxon, Jacob Menick, Jakob Pachocki, James Aung, James Betker, James Crooks, James Lennon, Jamie Kiros, Jan Leike, Jane Park, Jason Kwon, Jason Phang, Jason Teplitz, Jason Wei, Jason Wolfe, Jay Chen, Jeff Harris, Jenia Varavva, Jessica Gan Lee, Jessica Shieh, Ji Lin, Jiahui Yu, Jiayi Weng, Jie Tang, Jieqi Yu, Joanne Jang, Joaquin Quinonero Candela, Joe Beutler, Joe Landers, Joel Parish, Johannes Heidecke, John Schulman, Jonathan Lachman, Jonathan McKay, Jonathan

Uesato, Jonathan Ward, Jong Wook Kim, Joost Huizinga, Jordan Sitkin, Jos Kraaijeveld, Josh Gross, Josh Kaplan, Josh Snyder, Joshua Achiam, Joy Jiao, Joyce Lee, Juntang Zhuang, Justyn Harriman, Kai Fricke, Kai Hayashi, Karan Singhal, Katy Shi, Kevin Karthik, Kayla Wood, Kendra Rimbach, Kenny Hsu, Kenny Nguyen, Keren Gu-Lemberg, Kevin Button, Kevin Liu, Kiel Howe, Krithika Muthukumar, Kyle Luther, Lama Ahmad, Larry Kai, Lauren Itow, Lauren Workman, Leher Pathak, Leo Chen, Li Jing, Lia Guy, Liam Fedus, Liang Zhou, Lien Mamitsuka, Lillian Weng, Lindsay McCallum, Lindsey Held, Long Ouyang, Louis Feuvrier, Lu Zhang, Lukas Kondraciuk, Lukasz Kaiser, Luke Hewitt, Luke Metz, Lyric Doshi, Mada Aflak, Maddie Simens, Madelaine Boyd, Madeleine Thompson, Marat Dukhan, Mark Chen, Mark Gray, Mark Hudnall, Marvin Zhang, Marwan Aljube, Mateusz Litwin, Matthew Zeng, Max Johnson, Maya Shetty, Mayank Gupta, Meghan Shah, Mehmet Yatbaz, Meng Jia Yang, Mengchao Zhong, Mia Glaese, Mianna Chen, Michael Janner, Michael Lampe, Michael Petrov, Michael Wu, Michele Wang, Michelle Fradin, Michelle Pokrass, Miguel Castro, Miguel Oom Temudo de Castro, Mikhail Pavlov, Miles Brundage, Miles Wang, Minal Khan, Mira Murati, Mo Bavarian, Molly Lin, Murat Yesildal, Nacho Soto, Natalia Gimelshein, Natalie Cone, Natalie Staudacher, Natalie Summers, Natan LaFontaine, Neil Chowdhury, Nick Ryder, Nick Stathas, Nick Turley, Nik Tezak, Niko Felix, Nithanth Kudige, Nitish Keskar, Noah Deutsch, Noel Bundick, Nora Puckett, Ofir Nachum, Ola Okelola, Oleg Boiko, Oleg Murk, Oliver Jaffe, Olivia Watkins, Olivier Godement, Owen Campbell-Moore, Patrick Chao, Paul McMillan, Pavel Belov, Peng Su, Peter Bak, Peter Bakkum, Peter Deng, Peter Dolan, Peter Hoeschele, Peter Welinder, Phil Tillet, Philip Pronin, Philippe Tillet, Prafulla Dhariwal, Qiming Yuan, Rachel Dias, Rachel Lim, Rahul Arora, Rajan Troll, Randall Lin, Rapha Gontijo Lopes, Raul Puri, Reah Miyara, Reimar Leike, Renaud Gaubert, Reza Zamani, Ricky Wang, Rob Donnelly, Rob Honsby, Rocky Smith, Rohan Sahai, Rohit Ramchandani, Romain Huet, Rory Carmichael, Rowan Zellers, Roy Chen, Ruby Chen, Ruslan Nigmatullin, Ryan Cheu, Saachi Jain, Sam Altman, Sam Schoenholz, Sam Toizer, Samuel Miserendino, Sandhini Agarwal, Sara Culver, Scott Ethersmith, Scott Gray, Sean Grove, Sean Metzger, Shamez Hermani, Shantanu Jain, Shengjia Zhao, Sherwin Wu, Shino Jomoto, Shiron Wu, Shuaiqi, Xia, Sonia Phene, Spencer Papay, Srinivas Narayanan, Steve Coffey, Steve Lee, Stewart Hall, Suchir Balaji, Tal Broda, Tal Stramer, Tao Xu, Tarun Gogineni, Taya Christianson, Ted Sanders, Tejal Patwardhan, Thomas Cunningham, Thomas Degry, Thomas Dimson, Thomas Raoux, Thomas Shadwell, Tianhao Zheng, Todd Underwood, Todor Markov, Toki Sherbakov, Tom Rubin, Tom Stasi, Tomer Kaftan, Tristan Heywood, Troy Peterson, Tyce Walters, Tyna Eloundou, Valerie Qi, Veit Moeller, Vinnie Monaco, Vishal Kuo, Vlad Fomenko, Wayne Chang, Weiye Zheng, Wenda Zhou, Wesam Manassra, Will Sheu, Wojciech Zaremba, Yash Patil, Yilei Qian, Yongjik Kim, Youlong Cheng, Yu Zhang, Yuchen

- He, Yuchen Zhang, Yujia Jin, Yunxing Dai, and Yury Malkov. 2024. [Gpt-4o system card](#). *Preprint*, arXiv:2410.21276.
- Mohammadreza Pourreza, Hailong Li, Ruoxi Sun, Yeounoh Chung, Shayan Talaei, Gaurav Tarlok Kakkar, Yu Gan, Amin Saberi, Fatma Ozcan, and Sercan O. Arik. 2024a. [Chase-sql: Multi-path reasoning and preference optimized candidate selection in text-to-sql](#). *Preprint*, arXiv:2410.01943.
- Mohammadreza Pourreza and Davood Rafiei. 2023. [Din-sql: Decomposed in-context learning of text-to-sql with self-correction](#). *Preprint*, arXiv:2304.11015.
- Mohammadreza Pourreza and Davood Rafiei. 2024. [Dts-sql: Decomposed text-to-sql with small large language models](#). *arXiv preprint arXiv:2402.01117*.
- Mohammadreza Pourreza, Ruoxi Sun, Hailong Li, Lesly Miculicich, Tomas Pfister, and Sercan O. Arik. 2024b. [Sql-gen: Bridging the dialect gap for text-to-sql via synthetic data and model merging](#). *Preprint*, arXiv:2408.12733.
- Nitarshan Rajkumar, Raymond Li, and Dzmitry Bahdanau. 2022. [Evaluating the text-to-sql capabilities of large language models](#). *Preprint*, arXiv:2204.00498.
- Jiawei Shen, Chengcheng Wan, Ruoyi Qiao, Jiazhen Zou, Hang Xu, Yuchen Shao, Yueling Zhang, Weikai Miao, and Geguang Pu. 2025. [A study of in-context-learning-based text-to-sql errors](#). *Preprint*, arXiv:2501.09310.
- Ruoxi Sun, Sercan Ö. Arik, Alex Muzio, Lesly Miculicich, Satya Gundabathula, Pengcheng Yin, Hanjun Dai, Hootan Nakhost, Rajarishi Sinha, Zifeng Wang, and Tomas Pfister. 2024. [Sql-palm: Improved large language model adaptation for text-to-sql \(extended\)](#). *Preprint*, arXiv:2306.00739.
- Chang-You Tai, Zirui Chen, Tianshu Zhang, Xiang Deng, and Huan Sun. 2023. [Exploring chain-of-thought style prompting for text-to-sql](#). *Preprint*, arXiv:2305.14215.
- Shayan Talaei, Mohammadreza Pourreza, Yu-Chen Chang, Azalia Mirhoseini, and Amin Saberi. 2024. [Chess: Contextual harnessing for efficient sql synthesis](#). *Preprint*, arXiv:2405.16755.
- Bailin Wang, Richard Shin, Xiaodong Liu, Oleksandr Polozov, and Matthew Richardson. 2020. RAT-SQL: Relation-aware schema encoding and linking for text-to-SQL parsers. In *Proceedings of the 58th Annual Meeting of the Association for Computational Linguistics*, pages 7567–7578, Online. Association for Computational Linguistics.
- Bing Wang, Changyu Ren, Jian Yang, Xinnian Liang, Jiaqi Bai, LinZheng Chai, Zhao Yan, Qian-Wen Zhang, Di Yin, Xing Sun, and Zhoujun Li. 2025. [Mac-sql: A multi-agent collaborative framework for text-to-sql](#). *Preprint*, arXiv:2312.11242.
- Jason Wei, Xuezhi Wang, Dale Schuurmans, Maarten Bosma, Brian Ichter, Fei Xia, Ed Chi, Quoc Le, and Denny Zhou. 2023. [Chain-of-thought prompting elicits its reasoning in large language models](#). *Preprint*, arXiv:2201.11903.
- Wenxuan Xie, Gaochen Wu, and Bowen Zhou. 2024. [Mag-sql: Multi-agent generative approach with soft schema linking and iterative sub-sql refinement for text-to-sql](#). *Preprint*, arXiv:2408.07930.
- Xiaojun Xu, Chang Liu, and Dawn Song. 2017. [Sql-net: Generating structured queries from natural language without reinforcement learning](#). *Preprint*, arXiv:1711.04436.
- Tao Yu, Rui Zhang, Kai Yang, Michihiro Yasunaga, Dongxu Wang, Zifan Li, James Ma, Irene Li, Qingning Yao, Shanelle Roman, Zilin Zhang, and Dragomir Radev. 2019. [Spider: A large-scale human-labeled dataset for complex and cross-domain semantic parsing and text-to-sql task](#). *Preprint*, arXiv:1809.08887.
- John M. Zelle and Raymond J. Mooney. 1996. Learning to parse database queries using inductive logic programming. In *Proceedings of the Thirteenth National Conference on Artificial Intelligence - Volume 2*, AAAI’96, page 1050–1055. AAAI Press.
- Hanchong Zhang, Ruisheng Cao, Hongshen Xu, Lu Chen, and Kai Yu. 2024a. [Coe-sql: In-context learning for multi-turn text-to-sql with chain-of-editions](#). *Preprint*, arXiv:2405.02712.
- Tingkai Zhang, Chaoyu Chen, Cong Liao, Jun Wang, Xudong Zhao, Hang Yu, Jianchao Wang, Jianguo Li, and Wenhui Shi. 2024b. [Sqlfuse: Enhancing text-to-sql performance through comprehensive llm synergy](#). *Preprint*, arXiv:2407.14568.

A Examples of Error Cause

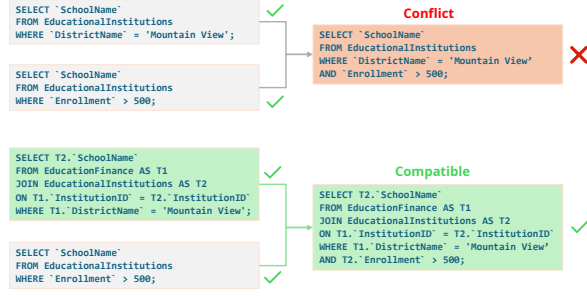


Figure 5: An Example of Condition Conflict



Figure 6: An example of Sub-query Scope Inconsistency

B Target Checking Module

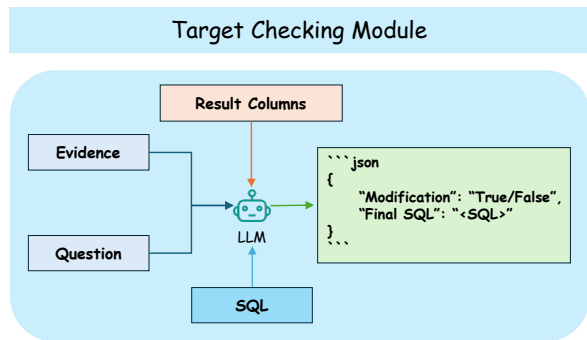


Figure 7: Target Checking Module

C Training Settings

Parameter	Value
per_device_train_batch_size	1
gradient_accumulation_steps	8
learning_rate	1.0e-4
num_train_epochs	2.0
lr_scheduler_type	cosine
lora_rank	16

Table 4: Training hyperparameter configurations.

D Figures

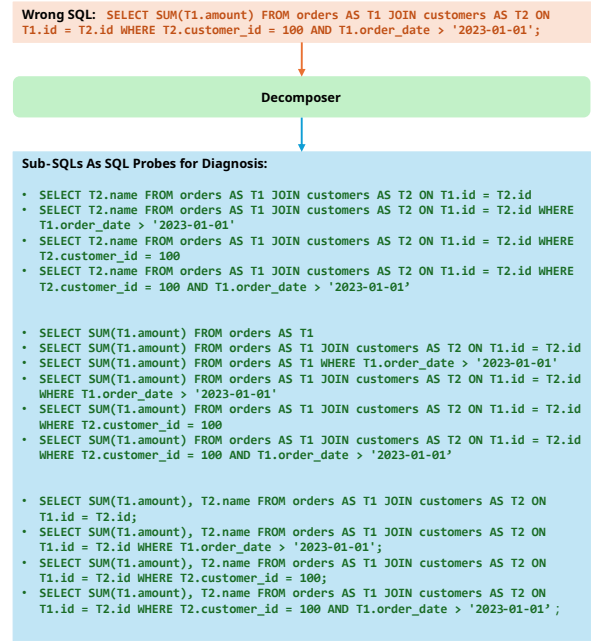


Figure 8: SQL Probes in Error Cause Identification Stage

E Prompt used by SDE-SQL in the training-free setting

For approaches that do not rely on supervised training, it becomes particularly crucial to carefully craft and design prompt templates that can effectively guide the model to carry out Self-Driven Exploration behaviors in a controlled and meaningful manner. In this section, we present a comprehensive set of prompt templates that are utilized across different stages of the SDE-SQL pipeline to support this capability. Due to limitations in available space, certain detailed elements and specific prompt examples have been omitted, but the essential structures and core ideas are fully retained.

[Instruction]

Your task is to generate a series of SQL Probes to explore the database and identify the correct columns mentioned the given question. These Probes will help determine which columns contain the necessary data and ensure that the final SQL query returns non-empty results. Follow these requirements:

[Requirements]

- In this task, you should identify and list all entities mentioned in the question, along with their corresponding candidate columns in the database schema. For each entity, there is only one candidate column unless the database schema contains multiple columns with the same or extremely similar meanings that are consistent with the entity. Do not include unnecessary columns as candidate columns. For each entity, if it corresponds to multiple candidate columns, generate SQL Probes to check the presence of relevant values in each candidate column. If a specific value is mentioned for an entity (e.g., 'Mountain View' district or enrollment > 500), include SQL Probes to verify the existence of that value in the candidate columns.
 - The entities in the question are divided into two types: target entity and condition entity. The target entity is the ultimate goal of the query, while the condition entity corresponds to the conditions that the target entity needs to satisfy. First, you need to generate the corresponding Base SQL Probes based on the target entity. Then, for each condition entity, generate the corresponding Condition SQL Probes based on the Base SQL Probes.
- Base SQL Probes: At first generate the base SQL Probes that search for the target entity. All other SQL Probes should be generated based on this base SQL Probe.
- Condition SQL Probes: Generate SQL Probes for each condition entity based on the Base SQL Probe.

[Attention]

- If the **【Evidence】** specifies a candidate column or candidate value for an entity, use that column or value as the mapping for the entity directly if **【Evidence】** is reasonable, and there is no need to explore other candidates. If there is a calculation formula for an entity in the **【Evidence】**, prioritize using this formula to represent the entity. This is very important!!!
- You don't need to consider SQL Probes that combine multiple conditions.
- Base SQL Probes should only select the targets directly without other conditions.
- Condition SQL Probes will add new conditions to the Base SQL Probe.

[Note]

...

[SQL Tricks]

...

[Database admin instructions]

...

[Output Format]

...

Figure 9: Prompt Template of Candidates Exploration

[Instruction]

The question provided to you can be broken down into a target and several conditions. Previously, a series of SQL Probes based on the target and conditions were generated. Among these, the Base SQL Probes are generated for the target, while the other SQL Probes are based on the Base SQL Probes with the addition of exploring a specific condition. I will provide you with these SQL Probes and their corresponding execution results (whether they return empty or not). What you need to do is combine the conditions based on the Database schema and the question to generate a new series of SQL Probes. This will help conduct a more in-depth exploration of the database and assist me in generating the final SQL for the question.

[Requirements]

- The execution results can be one of two outcomes: NULL or Not NULL. !!!NULL means that the result of the SQL query is empty (no data matches the conditions). Not NULL means that the result of the SQL query is not empty (there is data that matches the conditions)!!!
- You need to analyze the current execution results, eliminate the obviously invalid candidate columns, and only combine the ones that are potentially valid.
- You need to combine all the conditions to ensure a comprehensive exploration. For example, suppose the current question contains a target and three conditions. After analyzing the execution results, the candidate columns are as follows: the unique candidate column for the target can be determined from the Base SQL Probes, the first condition has two possible candidate columns, the second condition has one possible candidate column, and the third condition has three possible candidate columns. Therefore, the number of SQL Probes to be generated after combining them would be $1 * 2 * 1 * 3 = 6$.

[Tips]

...

[Output Format]

...

Figure 10: Prompt Template of Combinations Exploration

```
# Task Description
You are an SQLite database expert tasked with generating a SQL query according
to a input user question. You will be provided:
- An input user question, and potentially an evidence
- The database schema
- The descriptions of columns(column name, data_format, description)
- The value retrieved from database
- The SQL Probe result

Your task is to generate the correct SQL query. The input question consists of
a query target and the conditions that the target needs to satisfy. You need
to analyze the semantics of the question and convert it into the corresponding
SQL. You should imitate human, and solve this task step by step.

# Note
...

# SQL Tricks
...

# Database admin instructions
...

# Output Format
...
```

Figure 11: Prompt Template of Zero-shot Generation

[Instruction]

When executing an SQL statement, there may be instances where the execution result is completely empty.

You need to identify the cause of the error based on the query and database information and generate some new probe SQLs to find solution.

To help you to find out the reason, I extracted a batch of probe SQLs from this incorrect SQL and executed them, providing you with the execution results (NULL or Not NULL). !!!NULL means that the result of the SQL query is empty (no data matches the conditions). Not NULL means that the result of the SQL query is not empty (there is data that matches the conditions)!!!

You can use these Probe SQL query results to determine where the issue lies based on whether they are empty or not.

The revised SQL must be consistent with the Query, and it should not omit any necessary conditions described in the Query.

[Possible Causes]

Cause 1: Conflicting Conditions or Redundant Descriptions Across Different Columns

--details: Conflicting: The simultaneous existence of two conditions leads to null, proving that the column for one of the conditions was chosen incorrectly. Redundant: For a certain condition, multiple different columns are used to repeat the description, resulting in a conflict between this condition and other conditions.

--fix: For the conflicting case, certainly, it seems that a condition might be described by several columns with similar meanings, but the incorrect column was selected in the SQL. To resolve this, identify and replace the column name accordingly. For the Redundant case, remove duplicate descriptions of the same condition and keep the one that fits best.

Cause 2: Incorrect Condition Values or Case Sensitivity Issues

--details: The conditions in the query may use incorrect values or fail to account for case sensitivity when comparing strings.

--fix: Try to use `LIKE` because the LIKE keyword is case-insensitive by default.(table.<column> = 'xxx' -> table.<column> LIKE 'xxx')

Cause 3: Unnecessary Table Joins Resulting in No Satisfying Records.

--details: The query may include unnecessary table joins, resulting in no records satisfying the conditions in the final intersection.

--fix: Check if every table join is really necessary and discard unnecessary tables.

Cause 4: Incorrect Column Selection

--details: Among the several tables involved, there may be multiple candidate columns for a certain condition, but Old SQL selected the wrong one.

--fix: Determine if there is a more suitable column, or use a similar column from another table.

Cause 5: Misuse of the MAX(MIN) function or `ORDER BY`

--details: Using the MAX(MIN) function or `ORDER BY` in a subquery(nested sql), the data corresponding to this maximum or minimum value may not be in the intersection of the two tables, so it may return a null value.

--fix: First JOIN the tables, and then use MAX(MIN) function or `ORDER BY` on the JOIN results.

[Requirements]

After thinking step by step, you may already have some guesses and potential solutions about the cause of the error, but you need to validate these guesses and solutions. Please generate a set of probe SQLs based on your analysis to help your future self arrive at the correct SQL.

Figure 12: Prompt Template of Solution Exploration

[Instruction]

When executing an SQL statement, there may be instances where the execution result is completely empty.

You need to identify the cause of the error based on the query and database information and make the necessary corrections.

To help you to find out the reason, I executed a series of SQLs which is related to this question, providing you with the execution results (NULL or Not NULL). !!!NULL means that the result of the SQL query is empty (no data matches the conditions). Not NULL means that the result of the SQL query is not empty (there is data that matches the conditions)!!!

You can use these Probe SQL query results to determine where the issue lies based on whether they are empty or not.

Note that your modified SQL still has to correspond one-to-one with the targets and conditions in the Query.

[Possible Causes]

Cause 1: Conflicting Conditions or Redundant Descriptions Across Different Columns

-- details: Conflicting: The simultaneous existence of two conditions leads to null, proving that the column for one of the conditions was chosen incorrectly. Redundant: For a certain condition, multiple different columns are used to repeat the description, resulting in a conflict between this condition and other conditions.

-- fix: For the conflicting case, certainly, it seems that a condition might be described by several columns with similar meanings, but the incorrect column was selected in the SQL. To resolve this, identify and replace the column name accordingly.

For the Redundant case, remove duplicate descriptions of the same condition and keep the one that fits best.

Cause 2: Incorrect Condition Values or Case Sensitivity Issues

-- details: The conditions in the query may use incorrect values or fail to account for case sensitivity when comparing strings.

-- fix: Try to use `LIKE` because the LIKE keyword is case-insensitive by default.(table.<column> = 'xxx' -> table.<column> LIKE 'xxx')

Cause 3: Unnecessary Table Joins Resulting in No Satisfying Records.

-- details: The query may include unnecessary table joins, resulting in no records satisfying the conditions in the final intersection.

-- fix: Check if every table join is really necessary and discard unnecessary tables.

Cause 4: Incorrect Column Selection, No Matching Values

-- details: The query may select the wrong column or the column may not have any values that satisfy the condition.

-- fix: Determine if there is a more suitable column, or use a similar column from another table.

Cause 5: Misuse of the MAX(MIN) function or `ORDER BY`

-- details: Using the MAX(MIN) function or `ORDER BY` in a subquery(nested sql), the data corresponding to this maximum or minimum value may not be in the intersection of the two tables, so it may return a null value.

-- fix: First JOIN the tables, and then use MAX(MIN) function ORDER BY on the JOIN result, not in a subquery(nested query).

Figure 13: Prompt Template of Final Refinement

[Instruction]

You are a helpful assistant. Given a question, a SQL statement and probably a corresponding evidence, you need to determine whether the query goal of this SQL and the question are consistent.

[Requirement]

1. First, you need to identify the actual entity (target column) that the question is trying to query.
2. Determine how many columns the question expects to see in the result.
3. Compare the number of columns returned by the SQL query with the expected number of columns to determine if extra columns were selected.
4. If extra columns were selected, you need to modify the target after the SELECT keyword in the original SQL statement to remove the unnecessary target column. If you believe the selected columns are correct or insufficient, no modification is needed.
5. Your output should be in JSON format:
```json  
{  
 "Modification": "<True or False>",  
 "Final SQL": "<sql>"  
}```

[Example]

...

[Attention]

Only modify when you are absolutely certain that there are extra target columns. If you feel there is no issue or are unsure whether there is an issue, do not make any changes.

Figure 14: Prompt Template of Target Checking