

SHELLINGS OF TROPICAL HYPERSURFACES

GEORGE BALLA, MICHAEL JOSWIG, AND LENA WEIS

ABSTRACT. The shellability of the boundary complex of an unbounded polyhedron is investigated. To this end, it is necessary to pass to a suitable compactification, e.g., by one point. This observation can be exploited to prove that any tropical hypersurface is shellable. Under the hood there is a subtle interplay between the duality of polyhedral complexes and their shellability. Translated into discrete Morse theory, that interplay entails that the tight span of an arbitrary regular subdivision is collapsible, but not shellable in general.

1. INTRODUCTION

In a landmark paper Bruggesser and Mani showed that the boundary complex of an arbitrary convex polytope is shellable [BM71]. The key idea is quite simple. A generic line intersects each facet defining hyperplane in a unique point, and the ordering of these intersection points on that line induces a shelling order. Shellings of this kind are known as *line shellings*. Here we will extend the range of this method to certain unbounded polyhedra which occur naturally in tropical geometry. We will then apply these techniques to obtain shellability results concerning tropical hypersurfaces and tropical polytopes. A shelling of a regular cell complex serves as a certificate that the topological space supported on that complex is “simple enough” to allow for a combinatorial treatment. Crucially, the Stanley–Reisner ring of a shellable simplicial complex satisfies the Cohen–Macaulay property [Sta96; BH93]. Cohen–Macaulayness is at the core of the Upper Bound Theorem [Sta96, §II.3] and the g -theorem for simplicial polytopes [Sta96, §III.1].

While our overall strategy is quite natural, there are two technical obstacles to overcome in our work. The first difficulty is that we want to construct shellings of polyhedra which are unbounded. In order for such a statement to even make sense it is necessary to talk about compactifications. After all, the notion of shellability applies (or not) to finite regular cell complexes, which are necessarily compact. We study two scenarios. The easier case is the one-point compactification $\partial^\bullet P$ of the boundary complex of an unbounded but pointed polyhedron P . In Corollary 4 we show that $\partial^\bullet P$ admits a line shelling provided that the recession cone of P is either one-dimensional or full-dimensional. Luckily, these are the two cases which occur for unbounded polyhedra relevant in tropical geometry, namely the extended Newton polyhedron and the dome of a tropical polynomial [Jos21, §1.1, §1.2]. As an immediate consequence the one-point compactification of any tropical hypersurface turns out to be shellable, too (Corollary 20). The second class of compactifications that we investigate arises naturally in tropical convexity.

We also look into shellability properties of tight spans of regular subdivisions, which were introduced in [HJ08]; see also [DRS10, Thm 9.5.10]. Tropical polytopes form one class of examples, via their covector decompositions. However, tight spans and tropical polytopes, seen as regular cell complexes, are not necessarily pure. This fact gives rise to the second technical difficulty that we face: for some of our results we need to discuss the generalization of shellability to non-pure complexes by Björner and Wachs [BW96]. In view of that observation, one might ask if tight spans of regular subdivisions are always (nonpure) shellable. But here the answer is no; we give an explicit example related to a tropical plane curve of genus two (Example 13). Yet in Theorem 15 we can show that tight spans of regular subdivisions are always collapsible, and thus contractible. The latter property was known before; see [Hir06, Lem 4.5] and [Jos21, Thm 10.59]. Our proof is based on work of Chari [Cha00] who showed that shellings and collapsing strategies correspond to especially well behaved discrete Morse functions in the sense of Forman [For98].

Related work. The role of shellability in tropical geometry has been investigated before. Trappmann and Ziegler [TZ98] showed that the tropical Grassmannians $\text{TGr}(2, n)$ (which are moduli spaces of metric trees) are shellable for arbitrary $n \geq 5$. Markwig and Yu [MY09] proved that the space of tropically collinear points is shellable. More recently, Amini and Piquerez introduced a notion of “tropical shellability” for tropical fans [AP21, Def 5.3]. Such a tropical fan arises naturally, e.g., as the star of a vertex of a tropical hypersurface.

It is known that the relationship between shellability and duality is subtle. Notably, via the Folkman–Lawrence representation theorem [FL78], each not necessarily realizable oriented matroid gives rise to a cellular sphere S , which is shellable [Bjö+99, Thm 4.3.5]. The maximal cells of S correspond to the topes of the oriented matroid. Picking a tope yields a subcomplex of S , the Edmonds–Mandel complex of that tope. The Edmonds–Mandel complex is shellable. Yet it is open if the Las Vergnas complex, which is dual to the Edmonds–Mandel complex, is shellable, too. We are indebted to Paul Mückesch for this hint.

2. SHELLINGS OF UNBOUNDED POLYHEDRA

A cell complex is *regular* if the boundary of each cell is embedded. Shellability is a fundamental concept in combinatorial topology. Intuitively, a regular cell complex is shellable if it is built from its maximal cells in an inductive fashion such that the change in topology in each step is controlled precisely. Consequently, the topology of a shellable complex is severely restricted: they are necessarily homotopy equivalent to wedges of spheres. Here we will consider the nonpure shellability introduced by Björner and Wachs [BW96]:

Definition 1. A total ordering $\sigma_1, \dots, \sigma_m$ of the maximal cells of a d -dimensional regular cell complex Σ is a *shelling* if either $d = 0$ or if it satisfies the following conditions:

- (S1) There is an ordering of the maximal cells of $\partial\sigma_1$ which is a shelling.
- (S2) For $2 \leq j \leq m$, the complex $\partial\sigma_j \cap (\bigcup_{k=1}^{j-1} \partial\sigma_k)$ is pure of dimension $(\dim \sigma_j - 1)$.

- (S3) For $2 \leq j \leq m$, there is an ordering of the maximal cells of $\partial\sigma_j$ which is a shelling and further, the maximal cells of $\partial\sigma_j \cap (\bigcup_{k=1}^{j-1} \partial\sigma_k)$ appear first in this ordering.

Initially, shellability was only defined for *pure* complexes; these are the ones where all maximal cells share the same dimension. The additional requirement in the nonpure setting is (S3); cf. Ziegler [Zie95, Def 8.1]. In fact, we will begin by analyzing *pure* polyhedral complexes. The need for the more general Definition 1 will become clear only later.

Our objects of study come from polyhedral geometry; cf. [DRS10, Chap 5] and [Jos21, Chap 1]. A *polyhedron* is the intersection of finitely many affine halfspaces in Euclidean space. It is *pointed* if it does not contain any affine line; further, a *polytope* is a polyhedron which is bounded. A *polyhedral complex* is a finite collection of convex polyhedra in, say, \mathbb{R}^d meeting face-to-face, and which is closed with respect to taking faces. Such a complex is *polytopal* if each face is a bounded polyhedron, i.e., a polytope. Polytopal complexes are standard examples of regular cell complexes. A *proper face* of a polyhedron P is the intersection of P with a supporting hyperplane. The proper faces form the boundary complex ∂P ; this is an example of a polyhedral complex. If P is a polytope, then ∂P is a polytopal complex.

Consider an unbounded polyhedron P . We would like to talk about shellability properties of its boundary. However, the boundary ∂P is not even a cell complex, for lack of compactness. The following statement will help us to overcome this technical obstacle. Recall that any locally compact and connected topological space has a one-point compactification which is unique up to homeomorphism. For instance, the sphere \mathbb{S}^d is the one-point compactification of \mathbb{R}^d .

Lemma 2. *Let P be a pointed, full-dimensional and unbounded polyhedron in \mathbb{R}^{d+1} . Then the bounded facets plus the one-point compactifications of the unbounded facets form a regular cell complex $\partial^\bullet P$ which covers the sphere \mathbb{S}^d .*

Proof. When P is pointed, the boundary ∂P is homeomorphic to \mathbb{R}^d . Let $* \notin \mathbb{R}^{d+1}$ be a point for obtaining the compactification $\partial P \cup \{*\} \approx \mathbb{S}^d$. In the following we regard ∂P as a subset of \mathbb{S}^d . Each face F of P is a bounded or unbounded polyhedron in $\partial P \approx \mathbb{R}^d$. If it is unbounded then its closure in the sphere \mathbb{S}^d is compact. We conclude that the compactification of F in \mathbb{S}^d equals $F \cup \{*\}$ because this is the only point in the complement $\mathbb{S}^d \setminus \partial P$. Consequently, compactifying the unbounded faces yields a cell complex.

If F is bounded, then its boundary complex ∂F is a subcomplex of ∂P and thus of its compactification. If F is unbounded, then the boundary of the compactification $F \cup \{*\}$, which is a sphere, is embedded in the sphere \mathbb{S}^d . We conclude that the compactified boundary $\partial^\bullet P$ is a regular cell complex. \square

Before we proceed we recall the precise construction of Bruggesser and Mani [BM71]. Let $P \subset \mathbb{R}^{d+1}$ be a full-dimensional polyhedron, bounded or not, with facets F_1, F_2, \dots, F_m . Now we can pick an affine line L through some interior point $o \in P$. This defines points of intersection $p_i = L \cap \text{aff}(F_i)$ with the facet defining hyperplanes. We assume that L is *generic*, i.e., $p_i \neq p_j$ for $i \neq j$. Fixing an orientation of L , there exists some $n' \leq n$ such that starting from o , the points

on L in the forward direction are sorted as

$$(1) \quad p_1, p_2, \dots, p_{n'} \quad ,$$

up to relabeling. Again, up to relabeling, we can assume that the remaining points in the opposite direction are sorted as $p_{n'+1}, p_{n'+2}, \dots, p_n$.

Theorem 3 (Bruggesser–Mani). *Assume that P is bounded, i.e., P is a polytope. Then the ordering F_1, F_2, \dots, F_n is a shelling order. In particular, ∂P is a shellable d -dimensional sphere. Moreover, by varying the point o and the line L , the first and the last facet of the shelling order can be picked arbitrarily.*

Every pointed polyhedron P is projectively equivalent to a polytope Q . In that case, we may identify ∂P with ∂Q minus a proper face E_∞ at infinity via a projective transformation. For more details on the construction of Q see [JT13]. The cone over E_∞ agrees with the recession cone of P . In particular, the face E_∞ may attain any dimension between 0 and d ; at any rate, the dimension of the recession cone of P is $\dim E_\infty + 1$. As projective transformations map lines to lines, Theorem 3 admits the following interpretation for unbounded polyhedra.

Corollary 4. *Now let P be an unbounded but pointed polyhedron whose recession cone has either dimension 1 or $d + 1$. Let G_i be the closure of F_i in the compactification $\partial P \cup \{*\}$. Then the ordering G_1, G_2, \dots, G_m is a shelling order. In particular, $\partial^\bullet P$ is a shellable d -dimensional sphere. Moreover, by varying the point o and the line L , the first facet of the shelling order can be picked arbitrarily.*

Proof. We have $\dim E_\infty = 0$ or $\dim E_\infty = d$. The compactified boundary $\partial^\bullet P$ is isomorphic, as a cell complex, to the contraction of E_∞ in ∂Q .

By picking a generic line L , Theorem 3 yields a shelling order of the facets of Q . First, let E_∞ be a facet of Q . We choose L such that E_∞ comes last in the shelling order of the facets of Q . The remaining facets of Q are in bijection with the facets of P . Moreover, the first facet of the shelling order can still be chosen arbitrarily.

Or E_∞ is a single point. Mapping E_∞ to $\{*\}$ extends the bijection between the boundary of P and Q without the face at infinity to one between $\partial^\bullet P$ and ∂Q . Ordering the cells of $\partial^\bullet P$ according to a shelling order of ∂Q is thus a shelling order as well. \square

The following example shows that some assumption concerning the recession cone is necessary to derive shellability.

Example 5. Let P be the product of a ray and a hexagon. That polyhedron is unbounded, pointed, and its recession cone is one-dimensional. So it satisfies the assumptions of Corollary 4. The complex $\partial^\bullet P$ is a shellable sphere with seven maximal cells, six of which correspond to the unbounded facets of P .

Now we rotate one of the six unbounded facets slightly around the edge of the hexagon that it contains. If we rotate toward the outside, we obtain a new unbounded polyhedron, P' , whose recession cone is two-dimensional; i.e., the face at infinity in the projectively equivalent polytope Q' is a segment. Pick a generic line L which intersects the facets incident to that segment first; the line L induces a shelling of the $\partial Q'$. However, in $\partial^\bullet P'$ the face at infinity is shrunk to a point, and so L does not induce a shelling of the one-point compactification.

The k -skeleton of a cell complex is the subcomplex formed by the cells of dimension at most k . The following basic result will turn out to be useful.

Proposition 6 (Björner and Wachs [BW96, Thm 2.9]). *The k -skeleton of a not necessarily pure and shellable cell complex is shellable.*

3. REGULAR SUBDIVISIONS

Consider a finite point configuration $A \subset \mathbb{R}^d$. We will assume that A is affinely spanning. A *subdivision* of A is a polytopal complex Σ such that the vertices of Σ form a subset of A , and $\bigcup_{F \in \Sigma} F = \text{conv}(A)$. We pick an arbitrary height function $\omega : A \rightarrow \mathbb{R}$, which gives rise to the unbounded polyhedron

$$(2) \quad \mathcal{U}(A, \omega) = \text{conv} \{ (u, \omega(u)) \mid u \in A \} + \mathbb{R}_{\geq 0} \cdot e_{d+1}$$

in $\mathbb{R}^d \times \mathbb{R} = \mathbb{R}^{d+1}$, which we call the *extended Newton polyhedron* of A with respect to ω . A *lower face* of $\mathcal{U}(A, \omega)$ has an outward pointing normal vector h satisfying $\langle h, e_{d+1} \rangle < 0$. That is to say, the vector h is pointing downward. We often employ notions of direction like “up” or “down”; this always refers to the last coordinate direction e_{d+1} . We call a polytope $C \subset \mathbb{R}^d$ an ω -cell of A if $F = \text{conv} \{ (u, \omega(u)) \mid u \in C \cap A \}$ is a lower face of $\mathcal{U}(A, \omega)$. Occasionally, we use the term *lifted ω -cell* for F . The ω -cells of A form a polytopal subdivision $\Sigma(A, \omega)$, which is called the *regular subdivision* of A induced by ω .

Since A affinely spans \mathbb{R}^d , the maximal cells of $\Sigma_\omega(A)$ are d -dimensional. It follows that the affine span of each maximal lifted ω -cell is an affine hyperplane in \mathbb{R}^{d+1} .

The following result is known. A proof in the case where $\Sigma_\omega(A)$ is a regular triangulation has been given by De Loera, Rambau and Santos [DRS10, Thm 9.5.10], the generalization to nongeneric height functions ω is natural. We can apply Corollary 4 to obtain a variation of their proof.

Proposition 7. *Ordering the intersection points on a generically perturbed vertical line $o + \mathbb{R}e_{d+1}$, for some interior point o in $\mathcal{U}(A, \omega)$, by descending $(d+1)$ st coordinate induces a shelling order on the compactified facets of $\partial^\bullet \mathcal{U}(A, \omega)$. That shelling induces a shelling of the regular subdivision $\Sigma_\omega(A)$. Moreover, the first maximal cell in the shelling order can be picked arbitrarily.*

Proof. The polyhedron $\mathcal{U}(A, \omega)$ is full-dimensional, unbounded and pointed. We pick an interior point o . Then the vertical line $L = o + \mathbb{R}e_{d+1}$ is not generic, because it contains the point at infinity in the positive e_{d+1} -direction. In this case the face E_∞ is zero-dimensional. However, any sufficiently small perturbation of L yields a generic line, say, L' . We orient L and L' by descending $(d+1)$ st coordinate. By Corollary 4, the perturbed line L' induces a shelling order of the compactified facets of $\partial^\bullet \mathcal{U}(A, \omega)$. The lower facets occur first in the shelling order induced by L' , and this partial shelling of $\partial^\bullet \mathcal{U}(A, \omega)$ yields a shelling order on the maximal cells of $\Sigma_\omega(A)$. \square

We call the set

$$(3) \quad \mathcal{D}(A, \omega) := \left\{ (x, s) \in \mathbb{R}^{d+1} \mid x \in \mathbb{R}^d, s \in \mathbb{R}, s \leq \min_{u \in A} (\omega(u) + \langle u, x \rangle) \right\}$$

the *dome* of A with respect to ω . This is a slight generalization of the dome of a tropical polynomial [Jos21, §1.1]. We explain the connection.

Remark 8. Suppose that $A \subset \mathbb{Z}^d$ is a finite set of lattice points. Setting

$$\begin{aligned}
 (4) \quad F(x) &= \bigoplus_{u \in A} \omega(u) \odot x_1^{u_1} x_2^{u_2} \dots x_d^{u_d} \\
 &= \min \{ \omega(u) + u_1 x_1 + u_2 x_2 + \dots + u_d x_d \mid u \in A \} \\
 &= \min \{ \omega(u) + \langle u, x \rangle \mid u \in A \} \quad ,
 \end{aligned}$$

where $\oplus = \min$ and $\odot = +$, defines a d -variate min-tropical polynomial F . The support of F is the set A . We have $\mathcal{D}(A, \omega) = \mathcal{D}(F)$ in the notation of [Jos21, §1.1]. Aspects of tropical geometry will be discussed further in Section 5.

The next result is standard; see [Jos21, Prop 1.1, Thm 1.13] for a proof; see also [Jos21, Thm 10.59].

Proposition 9. *Let $A \subset \mathbb{R}^d$ be a finite point set which is affinely spanning, and let $\omega : A \rightarrow \mathbb{R}$ be an arbitrary height function. Then*

- a. the dome is a convex polyhedron of dimension $d+1$ which is unbounded in the negative e_{d+1} direction;*
- b. there is an inclusion reversing bijection, β , between the faces of the dome $\mathcal{D}(A, \omega)$ and the bounded faces of the polyhedron $\mathcal{U}(A, \omega)$;*
- c. via orthogonal projection the proper faces $\mathcal{U}(A, \omega)$ correspond to the cells of the dual subdivision $\Sigma(A, \omega)$.*

Geist and Miller study multivariate polynomials with real exponents [GM23]; the latter were called “Hahn polynomials” in [Jos21, §10.7]. So by extending the definition (4) to an arbitrary point set, not necessarily integral or rational, we arrive at tropicalizations of such polynomials. Via orthogonal projection the faces of $\mathcal{D}(A, \omega)$ define a polyhedral decomposition of \mathbb{R}^d , called the *normal complex*, $\text{NC}(A, \omega)$.

The lineality space and recession cone of $\mathcal{D}(A, \omega)$ only depend on A . Since A is affinely spanning the lineality space is trivial making the dome $\mathcal{D}(A, \omega)$ a pointed polyhedron.

Lemma 10. *The recession cone of $\mathcal{D}(A, \omega)$ is full-dimensional.*

Proof. First, we can write (3) as

$$(5) \quad \mathcal{D}(A, \omega) = \bigcap_{u \in A} \left\{ (x, s) \in \mathbb{R}^{d+1} \mid x \in \mathbb{R}^d, s \in \mathbb{R}, \omega(u) + \langle u, x \rangle - s \geq 0 \right\} .$$

The recession cone is formed by the rays $(x, s) \in \mathbb{R}^{d+1}$ such that $\langle u, x \rangle - s \geq 0$ for every $u \in A$. In particular the ray $-e_{d+1}$ is contained in the interior of the cone. That is, like in the proof of Proposition 9 in [Jos21, Prop 1.1], we can construct a ball around $-e_{d+1}$ which is entirely contained in the cone which shows that it is indeed full-dimensional. \square

By Lemma 10, the face at infinity of the dome $\mathcal{D}(A, \omega)$ is full-dimensional. Again, we can apply Corollary 4 to $\mathcal{D}(A, \omega)$, which is unbounded but pointed.

Proposition 11. *Ordering the intersection points on a generically perturbed vertical line $o + \mathbb{R}e_{d+1}$, for some interior point o in $\mathcal{D}(A, \omega)$, by ascending $(d+1)$ st coordinate induces a shelling order on the compactified facets of $\partial^\bullet \mathcal{D}(A, \omega)$. That shelling induces a shelling of compactification of the normal complex $\text{NC}(A, \omega) \cup \{*\}$. Moreover, the first maximal cell of the shelling can be picked arbitrarily.*

Proof. The polyhedron $\mathcal{D}(A, \omega)$ is full-dimensional, unbounded and pointed. The rest of the proof is analogous to the proof of [Proposition 7](#). Again it is a consequence of [Corollary 4](#). \square

Remark 12. The only difference between the proofs of [Proposition 7](#) and [Proposition 11](#) is that the face E_∞ of $\mathcal{D}(A, \omega)$ at infinity has maximal dimension d , whereas the face of $\mathcal{U}(A, \omega)$ at infinity is a single point, which we call z for now. Mapping E_∞ to z extends the bijection β from [Proposition 9](#) to the projectively equivalent polytopes of $\mathcal{D}(A, \omega)$ and $\mathcal{U}(A, \omega)$, respectively.

In the following sections we will eventually consider the orthogonal projection of the bounded subcomplex of $\mathcal{D}(A, \omega)$. The latter projection is called the *tight span* of A with respect to ω , denoted $T(A, \omega)$. The tight span $T(A, \omega)$ coincides with the bounded cells of $\text{NC}(A, \omega)$. Since $\mathcal{D}(A, \omega)$ is pointed, there is at least one bounded face. So $T(A, \omega)$ is not empty but not necessarily pure. In fact, the tight span is known to be contractible [[Hir06](#), Lemma 4.5; [Jos21](#), Example 10.56 and Theorem 10.59]. Below, in [Theorem 15](#), we will see that $T(A, \omega)$ is even collapsible. However, as our next example shows, shellability is too much to ask for.

Example 13. Let A be the seven lattice points in the planar quadrangle

$$(6) \quad \text{conv}\{(0, 2), (1, 0), (3, 0), (3, 1)\} \ .$$

[Fig. 1](#) displays a regular (and unimodular) triangulation of A . The tight span is two-dimensional but neither pure nor shellable; see [[BW96](#), Fig 1(d)].

4. COLLAPSIBILITY OF TIGHT SPANS

In [Example 13](#) we saw that the tight span of a regular subdivision does not need to be shellable. However, as we will demonstrate next, tight spans are always collapsible. As a technical tool, we will employ Chari's version [[Cha00](#)] of Forman's discrete Morse theory [[For98](#)].

Let $\mathcal{H}(\Sigma)$ be the Hasse diagram of the cell poset of the regular cell complex Σ , which does not need to be pure. We view $\mathcal{H}(\Sigma)$ as a directed graph with one node per cell and directed edges (σ, τ) whenever σ is a maximal cell in the boundary $\partial\tau$. As Σ is regular, the dimensions of σ and τ differ by one. By construction the digraph $\mathcal{H}(\Sigma)$ is acyclic. An *acyclic matching* is a matching μ in the graph $\mathcal{H}(\Sigma)$ with the additional property that reverting the order of the arcs in μ does not generate a directed cycle. A cell is *critical* with respect to μ if it is unmatched. Recall that a *matching* in a graph is a set of edges such that each node is covered at most once. The empty matching is trivially acyclic, in which case all cells are critical. The following result establishes the connection between acyclic matchings and the shellability of balls and spheres. Recall that a pseudomanifold is a pure regular cell complex such that every cell of codimension one is contained in at most two maximal cells, and the dual graph is connected.

Proposition 14 (Chari [[Cha00](#), Prop 4.1 and Thm 4.2]). *Let Σ be a shellable pseudomanifold. If Σ is homeomorphic to a sphere, then $\mathcal{H}(\Sigma)$ admits an acyclic matching with exactly two critical cells. If Σ is homeomorphic to a ball, then $\mathcal{H}(\Sigma)$ admits an acyclic matching with exactly one critical cell.*

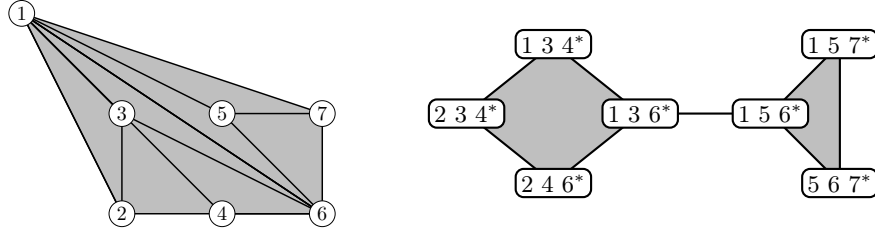


FIGURE 1. Regular triangulation Σ and its tight span, T , which is not shellable. One possible weight vector is $(0, 3, 0, 1, 1, 0, 4)$. Each vertex of T corresponds to one of the maximal cells of Σ .

A regular cell complex is *collapsible* if it admits an acyclic matching with exactly one critical cell. It follows from the Morse inequalities that that cell must be a vertex. Collapsibility implies contractibility. In this way our next result strengthens [Hir06, Lemma 4.5] and [Jos21, Theorem 10.59].

Theorem 15. *The tight span of a regular subdivision of any point configuration is collapsible.*

Proof. Let Σ be a regular subdivision of some point configuration A in \mathbb{R}^d . As before we assume that A is fulldimensional, i.e., the points in A affinely span \mathbb{R}^d . By Proposition 7 there is a generic line, L , which induces a shelling of Σ . Topologically speaking, Σ is a pseudomanifold which is supported on the polytope $P = \text{conv}(A)$, which is a d -dimensional ball. The boundary $\partial\Sigma$ is a polytopal subdivision of ∂P . In particular, $\partial\Sigma$ is a pseudomanifold which is homeomorphic to the $(d-1)$ -sphere. The same line L from before also induces a shelling of $\partial\Sigma$.

By Proposition 14 that shelling of Σ induced by L gives rise to an acyclic matching, μ , in the Hasse diagram $\mathcal{H}(\Sigma)$ with exactly one critical 0-cell, which we denote α . In view of the (weak) Morse inequalities [For98, Cor 3.7], that single 0-cell corresponds to Betti number zero being one for a ball of any dimension. As the line L also induces a shelling on $\partial\Sigma$, the cell α lies in $\partial\Sigma$ and, moreover, there is also exactly one $(d-1)$ -cell, β , in $\partial\Sigma$ which is unmatched in $\partial\Sigma$; again this follows from Proposition 14. That is to say, the $(d-1)$ -cell β is matched to a d -cell, γ , in Σ , and it is the only boundary cell with this property. Consequently, the restriction of μ to $\mathcal{H}(\partial\Sigma)$ is an acyclic matching with exactly two critical cells.

We now extend Σ to form another regular cell complex, which we denote Σ_+ . It is formed from Σ by taking $\delta := P$ as one additional d -cell, which is glued to Σ along their common boundary. By construction, Σ_+ is a regular cell complex and homeomorphic to the d -sphere; see Fig. 2 for an example. The acyclic matching μ of $\mathcal{H}(\Sigma)$ is also an acyclic matching of $\mathcal{H}(\Sigma_+)$. It has exactly one critical 0-cell, namely α , and one critical d -cell, namely δ .

Turning the Hasse diagram $\mathcal{H}(\Sigma_+)$ upside down, we obtain the Hasse diagram of the Poincaré dual Σ_+^* , and μ induces an acyclic matching μ^* on $\mathcal{H}(\Sigma_+^*)$. The Poincaré dual Σ_+^* is again a pseudomanifold because the subdivision Σ is regular. Since μ restricts to an acyclic matching on $\mathcal{H}(\partial\Sigma)$, it follows that μ^* restricts to the dual of $\partial\Sigma$ in $\mathcal{H}(\Sigma_+^*)$. The cells of the tight span of Σ are in bijection with the interior cells of Σ . This shows that μ^* restricted to the tight span is an acyclic matching with a unique critical cell, namely the 0-cell γ^* . \square

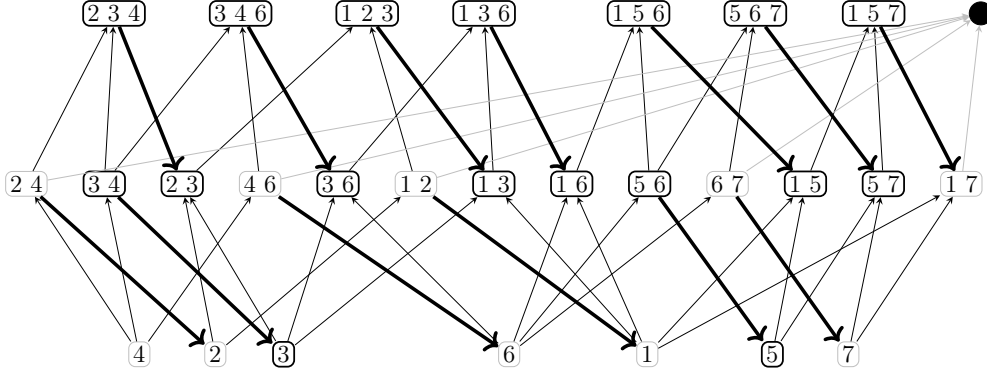


FIGURE 2. Acyclic matching in $\mathcal{H}(\Sigma_+)$, where Σ is the regular triangulation from [Example 13](#) and [Example 16](#). The black node at the top right corresponds to the quadrangle from [Eq. \(6\)](#).

Example 16. Let Σ be the regular triangulation from [Example 13](#) and [Fig. 1](#). One possible shelling order of the maximal cells reads 123, 234, 346, 136, 156, 157, 567. The induced acyclic matching of the Hasse diagram $\mathcal{H}(\Sigma_+)$ is shown in [Fig. 2](#). The unique critical 0-cell α is the vertex labeled 4, the boundary edge $\beta = 17$ is matched to the 2-cell $\gamma = 157$.

Remark 17. [Theorem 15](#) is only a special case of a stronger result, which requires some extra work. Here is a sketch. Let $\sigma_1, \dots, \sigma_m$ be a generalized shelling of a regular cell complex Σ , as in [\[Cha00\]](#). Assume for a moment that Σ is a simplicial complex, and let Σ^* be the dual block complex; see Munkres [\[Mun84, §64\]](#). Under mild conditions on Σ , the dual block complex is well-behaved. For instance, this is the case when Σ is a combinatorial ball (such as, e.g., a not necessarily regular triangulation of a finite point set). In that case the generalized shelling should induce a generalized shelling of Σ^* ; this requires the dual blocks to be balls, such that Σ^* is again a cell complex. The number of critical cells of the two generalized shellings is the same, where the boundary effects need to be tracked carefully. It is possible to generalize this idea to more general cell decompositions of manifolds. For instance, following the approach of Basak [\[Bas10\]](#) should lead to a discrete Morse theory version of Poincaré–Alexander–Lefschetz duality; see Bredon [\[Bre93, Theorem 8.3\]](#). See Adiprasito and Benedetti [\[AB17, Proposition I.1.8\]](#) for a partial result concerning shellable polytopal balls. Working out the necessary details is beyond the scope of the present article.

5. TROPICAL GEOMETRY IN THE TROPICAL PROJECTIVE TORUS

As in [Remark 8](#) we consider the d -variate min-tropical polynomial

$$(7) \quad F(x) = \bigoplus_{u \in A} \omega(u) \odot x^u = \min \{ \omega(u) + \langle u, x \rangle \mid u \in A \} \quad ,$$

where $A \subset \mathbb{Z}^d$ is the support, which is assumed to be finite and affinely spanning, and ω is the vector of (real) coefficients. Since we allow for negative exponents, in fact, F is a tropical Laurent polynomial. The *tropical hypersurface* $\mathcal{T}(F)$ is the tropical zero locus of a tropical polynomial, i.e., the set of points in \mathbb{R}^d where the minimum (7) is attained at least twice; see [\[MS15, Def 3.1.1\]](#); [\[Jos21, Def 1.3\]](#). In

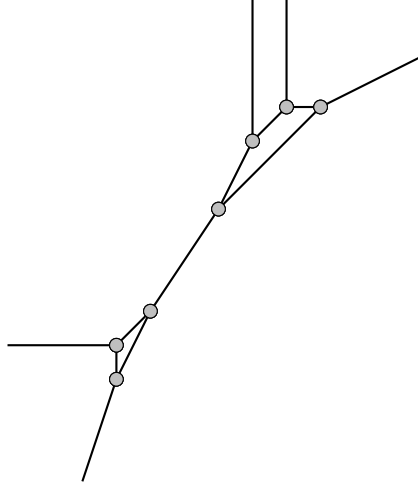


FIGURE 3. The tropical hyperelliptic curve C from [Example 19](#).

the sequel we abbreviate $\Sigma(F) = \Sigma(A, \omega)$, $\mathcal{D}(F) = \mathcal{D}(A, \omega)$, $\text{NC}(F) = \text{NC}(A, \omega)$, $T(F) = T(A, \omega)$ etc.

Corollary 18. *Compactifying the tropical hypersurface $\mathcal{T}(F)$ in \mathbb{R}^d by one point yields a shellable regular cell complex. In fact, the latter complex is the codimension-1-skeleton of a shellable d -sphere.*

Proof. By [[Jos21](#), Cor 1.6] the tropical hypersurface $\mathcal{T}(F)$ in \mathbb{R}^d agrees with the $(d-1)$ -skeleton of the normal complex $\text{NC}(F)$. Moreover, the compactified normal complex is shellable by [Proposition 11](#). Finally, [Proposition 6](#) yields the claim. \square

Example 19. The tropical hypersurface $C = \mathcal{T}(F)$ of the bivariate tropical polynomial

$$F(x, y) = \min\{2y, 3 + x, x + y, 1 + 2x, 1 + 2x + y, 3x, 4 + 3x + y\}$$

is the genus two tropical hyperelliptic curve of dumbbell type shown in [Fig. 3](#); cf. [[Bro+15](#), Ex 2.5] for a discussion of tropical plane curves of genus two. By [Corollary 18](#) the one-point compactification of C is shellable. The seven lattice points in the quadrangle (6) form the support $A = \text{supp}(F)$. In fact, the dual subdivision is the triangulation $\Sigma = \Sigma(F)$ from [Example 13](#) and [Fig. 1](#). Processing the curve C as in [[Jos21](#), Thm 1.25] yields the one-skeleton of the tight span $T(F)$ after the first step.

Now we consider the situation where the tropical polynomial F is homogeneous of degree $\delta \geq 1$, i.e., for $x \in \mathbb{R}^d$ and $\lambda \in \mathbb{R}$ we have $F(\lambda \odot x) = F(x) + \lambda\delta$. This is the case if and only if the support set A is contained in $\{u \in \mathbb{N}^d \mid \sum u_i = \delta\}$. We assume that A affinely spans the hyperplane $\sum u_i = \delta$. The tropical hypersurface $\mathcal{T}(F)$ contains the set $\mathbb{R}\mathbf{1}$, whence we consider the image of the tropical hypersurface in the quotient $\mathbb{R}^d/\mathbb{R}\mathbf{1}$. The latter quotient is called the *tropical projective torus*. Observe that the tropical projective torus $\mathbb{R}^d/\mathbb{R}\mathbf{1}$ is homeomorphic to \mathbb{R}^{d-1} . In the homogeneous case the dome $\mathcal{D}(F)$ has a nontrivial

lineality space, which is spanned by the vector $(\mathbf{1}, \delta) \in \mathbb{R}^{d+1}$; in [Jos21, Remark 1.20] it is erroneously stated that $\mathbf{1}$ spans the lineality space. In the sequel we identify the dome with its image modulo $\mathbb{R}(\mathbf{1}, \delta)$. The orthogonal projection of the dome $\mathcal{D}(F)$ modulo its lineality space yields the normal complex $\text{NC}(F)$ in the tropical projective torus. In this way the next result is just the homogeneous version of Corollary 18.

Corollary 20. *Let F be a homogeneous d -variate tropical polynomial. Then the one-point compactification of the tropical hypersurface $\mathcal{T}(F)$ in $\mathbb{R}^d/\mathbb{R}\mathbf{1}$ yields a shellable regular cell complex. In fact, the latter complex is the codimension-1-skeleton of a shellable $(d-1)$ -sphere.*

Remark 21. Courdurier showed that the star of any cell in a shellable polytopal complex is shellable [Cou06]. So, in view of Corollary 20, the stars of cells of tropical hypersurfaces are shellable. Amini and Piquerez studied the “tropical shellability” of tropical fans, and stars of vertices of tropical hypersurfaces form examples [AP21]. Yet the precise connection to their work is not clear to us.

In the remainder of this section we will look into the special case where the homogeneous tropical polynomial F is the product of tropical linear forms. Then $\mathcal{T}(F)$ is an arrangement of tropical hyperplanes in the tropical projective torus. Tropical hyperplane arrangements are studied in the context of tropical convexity, which we explain next; see [MS15, §5.2; Jos21, Chap 6].

Let $V \in \mathbb{R}^{d \times n}$ be a matrix with real entries. The column $v^{(j)}$ of V , or rather its negative, may be read as the coefficient vector of the min-tropical linear form

$$L_j(x) = \min(x_1 - v_1^{(j)}, \dots, x_d - v_d^{(j)}) .$$

Its tropical vanishing locus is the min-tropical hyperplane $\mathcal{T}(L_j)$. Since the coefficients of V are real, the support of L_j are the standard basis vectors e_i of \mathbb{R}^d . So the Newton polytope of each tropical linear form L_j is the standard simplex $\Delta_{d-1} = \text{conv}\{e_i \mid i \in [d]\}$. In the sequel we also use the same symbol Δ_{d-1} for the labeled point configuration (e_1, \dots, e_d) . The simplex Δ_{d-1} coincides with the image of the orthogonal projection of $\mathcal{U}(\Delta_{d-1}, -v^{(j)})$. The dome $\mathcal{D}(\Delta_{d-1}, -v^{(j)})$ is a pointed polyhedron with exactly one vertex and a d -dimensional recession cone; recall that we factored out the one-dimensional lineality space. In this way, the dome becomes projectively equivalent to a d -simplex.

Multiplying the n min-tropical linear forms yields

$$(8) \quad L_V = L_1 \odot \dots \odot L_n ,$$

which is a homogeneous d -variate min-tropical polynomial of degree n . The corresponding tropical hypersurface $\mathcal{T}(L_V)$ is a tropical hyperplane arrangement, namely the union of the tropical hyperplanes $\mathcal{T}(L_1), \dots, \mathcal{T}(L_n)$ in $\mathbb{R}^d/\mathbb{R}\mathbf{1}$, see [Jos21, Lemma 4.6]. The support $\text{supp}(L_V)$ is the Minkowski sum of the support of each tropical linear form L_j . That is, $\text{supp}(L_V)$ is formed by the lattice points in the scaled standard simplex $n\Delta_{d-1}$; again, we use the latter symbol for that point configuration. The regular subdivision $\Sigma(L_V)$ is a coherent mixed subdivision of $n\Delta_{d-1} = \Delta_{d-1} + \dots + \Delta_{d-1}$; see [Jos21, Cor 4.13]. That is, it is the image of a subdivision of the product of simplices $\Delta_{n-1} \times \Delta_{d-1}$. The subdivision of $\Delta_{n-1} \times \Delta_{d-1}$ is a triangulation if and only if the subdivision of $n\Delta_{n-1}$ is fine if and only if the matrix V is tropically generic [Jos21, Thm 4.14].

The *covector* of $x \in \mathbb{R}^d/\mathbb{R}\mathbf{1}$ with respect to V is the d -tuple $(G_1(x), \dots, G_d(x))$ of subsets $G_i(x) \subseteq [n]$, where

$$G_i(x) := \left\{ j \in [n] \mid x_i - v_i^{(j)} = \min\{x_k - v_k^{(j)}\} \right\}.$$

For $S = (G_1, \dots, G_d)$ and $H = (H_1, \dots, H_d)$, we write $G \supseteq H$ whenever $G_i \supseteq H_i$ for all $i \in [d]$. The *covector cell*

$$X_H := \left\{ x \in \mathbb{R}^d/\mathbb{R}\mathbf{1} \mid (G_1(x), \dots, G_d(x)) \supseteq H \right\}$$

is a closed convex polyhedron in the ordinary sense; cf. [Jos21, Chapter 6.3]. We have $X_G \cap X_H = X_{G \cup H}$, and the covector cell X_H is bounded (but possibly empty) if and only if $H_j \neq \emptyset$ for all $j \in [d]$.

Proposition 22 ([Jos21, Cor 6.16]). *The covector cells X_H , where H ranges over all covectors, are precisely the cells of the normal complex $\text{NC}(L_V)$ arising as the orthogonal projection of $\mathcal{D}(L_V)$.*

The normal complex $\text{NC}(L_V)$ is called the *covector decomposition* induced by V , and we denote it by $\text{CovDec}(V)$. In the sequel, we will read the columns of V as homogeneous coordinates of a labeled point configuration in $\mathbb{R}^d/\mathbb{R}\mathbf{1}$.

Corollary 23. *The compactified covector decomposition in the one-point compactification of $\mathbb{R}^d/\mathbb{R}\mathbf{1} \cup \{*\} \approx \mathbb{S}^{d-1}$ is shellable.*

By passing from covectors to the cardinalities of the component sets we obtain the *coarse type* $(|G_1(x)|, \dots, |G_d(x)|)$ of a point x with respect to V . Two generic points have the same coarse type with respect to V if and only if they are contained in the same maximal covector cell; see [Jos21, Observation 4.10]. As the main result of this section, we are now ready to show that the coarse types give rise to a natural shelling of $\text{CovDec}(V)$. This yields a second proof of Corollary 23.

Theorem 24. *Let $V \in \mathbb{R}^{d \times n}$ be a matrix with real entries. Ordering the maximal cells of the covector decomposition $\text{CovDec}(V)$ lexicographically by their coarse types induces a shelling of the one-point compactification of $\text{CovDec}(V)$.*

Proof. First, the maximal cells of $\text{CovDec}(V)$ are in one-to-one correspondence with the maximal cells of its one-point compactification as well as with the facets of $\mathcal{D}(V)$. Second, the coarse type of a maximal covector cell X_H corresponds to a lattice point in the support $\text{supp}(L_V) = n\Delta_{d-1}$ which corresponds to a vertex of $\mathcal{U}(V)$. Via duality that lattice point agrees with the first d entries of the normal vector of the supporting hyperplane of the facet of $\mathcal{D}(V)$ corresponding to X_H .

Our proof strategy is a variation of our proof of Proposition 7. To this end, we pick a point $(w, t) \in \mathbb{R}^{d+1}$ in the interior of the dome $\mathcal{D}(V)$. That is, $t \leq L_V(w)$. Since $\mathcal{D}(V)$ is unbounded in the negative e_{d+1} direction it is possible to choose (w, t) such that the $(d+1)$ st coordinate t is arbitrarily small; this will be important later. Let $0 < \epsilon \ll 1$ be small enough such that the vector $\eta := (\epsilon, \epsilon^2, \dots, \epsilon^{d+1})$ induces a lexicographic order of the vertices of $\mathcal{U}(V)$. That is, for vertices (u, s) and (u', s') of $\mathcal{U}(V)$, we have $\langle \eta, (u, s) \rangle < \langle \eta, (u', s') \rangle$ if and only if (u, s) is lexicographically smaller than (u', s') . Observe that the latter property holds if and only if u is lexicographically smaller than u' .

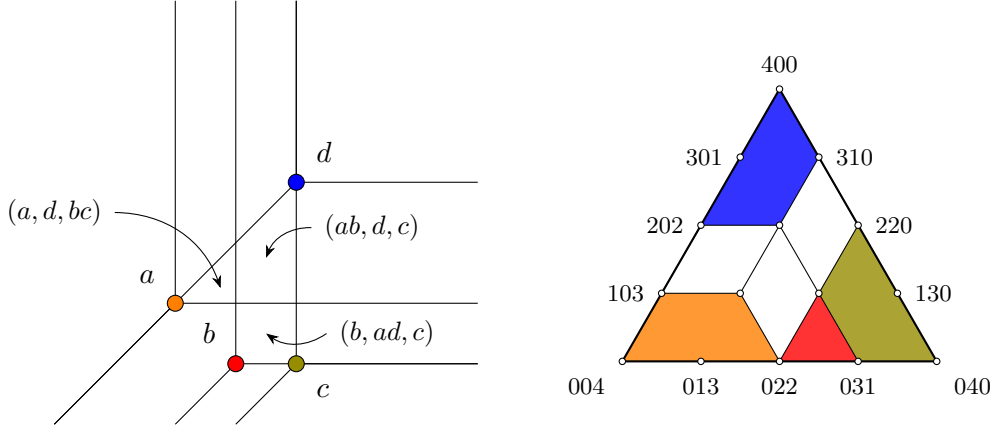


FIGURE 4. The covector decomposition of $\mathbb{R}^3/\mathbb{R}\mathbf{1}$ (left) induced by V in (10) and its dual subdivision of $4\Delta_2$ (right). The points a, b, c, d correspond to the columns of the matrix (10). Each point is marked in the same color as the corresponding cell in the dual mixed subdivision. The three maximal bounded cells are denoted by their covectors.

We claim that the line $L := (w, t) + \mathbb{R}\eta$ intersects the supporting hyperplanes of the facets of the dome in lexicographic order of their respective normal vectors. Since η can also be considered as a point on the moment curve in \mathbb{R}^{d+1} we can always choose ϵ such that the line L is generic, i.e., each such hyperplane is met in a unique point. In order to find the intersection of the line L with the hyperplane $x_{d+1} = r + \sum_{i=1}^d u_i x_i$ we need to solve the following equation for λ :

$$(9) \quad t - (r + \langle u, w \rangle) = \lambda \sum_{i=1}^d u_i \epsilon^i - \epsilon^{d+1},$$

where the left hand side of Eq. (9) is less than or equal to zero. As $u \in \Delta_{d-1}$ has nonnegative coefficients and $\epsilon > 0$, the expression $\sum_{i=1}^d u_i \epsilon^i$ is positive but arbitrarily small; the term ϵ^{d+1} may be neglected due to $\epsilon \ll 1$. Now we can still pick t as a negative number of arbitrarily large absolute value, so that λ must be strictly negative. That is to say, the ray $w + \mathbb{R}_{\geq 0}\eta$ is entirely contained in $\mathcal{D}(V)$. Moreover, the smaller $\sum_{i=1}^d u_i \epsilon^i$ is, the larger the absolute value of λ becomes. Consequently, intersection points of L with the facet supporting hyperplanes of $\mathcal{D}(V)$, ordered in the direction $-\eta$, correspond to the lexicographic ordering of the facet normals. By Corollary 4, this construction gives rise to a shelling order of the maximal cells of the one-point compactification of $\mathcal{D}(V)$. \square

The union of the bounded covector cells with respect to V forms a *tropical polytope* $\text{tconv}^{\max}(V)$, namely the max-tropical convex hull of the columns in V ; see [Jos21, Chap 5 & 6] for further details. By construction, $\text{tconv}^{\max}(V)$ is a regular cell complex, but not necessarily pure. It is a natural question whether the shelling from Theorem 24 induces a shelling of $\text{tconv}^{\max}(V)$. Our next example shows that this is not the case.

Example 25. Consider the 3×4 -matrix

$$(10) \quad V = \begin{pmatrix} 0 & 0 & 0 & 0 \\ 0 & 1 & 2 & 2 \\ 2 & 1 & 1 & 4 \end{pmatrix}$$

whose columns form a configuration of four points in the plane $\mathbb{R}^3/\mathbb{R}\mathbf{1}$. Fig. 4 displays the covector subdivision of $\text{CovDec}(V)$ of $\mathbb{R}^3/\mathbb{R}\mathbf{1}$ and the mixed subdivision $\Sigma(L_V)$ of $4\Delta_2$. The latter mixed subdivision is not fine because the matrix V is not tropically generic. A maximal cell of $\text{CovDec}(V)$ corresponds to a lattice point in $4\Delta_2$ whose coordinates coincide with the coarse type of that cell.

The max-tropical polytope $\text{tconv}^{\max}(V)$ is the union of the three bounded two-dimensional covector cells (corresponding to the three interior lattice points of $4\Delta_2$). The coarse types of the three bounded covector cells read $(1, 1, 2)$, $(1, 2, 1)$, $(2, 1, 1)$, in lexicographic order. This is not a shelling.

Observe that the covector decomposition of the tropical polytope $\text{tconv}^{\max}(V)$ is a geometric realization of the tight span $T(L_V)$. Therefore, the following result is a consequence of Theorem 15.

Corollary 26. *The covector decomposition of a tropical polytope is collapsible.*

While the induced order from Theorem 24 of Example 25 does not yield a shelling, in fact,

$$(1, 1, 2), (2, 1, 1), (1, 2, 1)$$

is a shelling order.

Question 27. Is the covector decomposition of every tropical polytope shellable?

Remark 28. The textbook [Jos21] mostly discusses min-tropical polytopes, which arise as the union of the bounded subcomplex of a max-tropical covector subdivision while we consider max-tropical polytopes. However, the map $x \mapsto -x$ allows us to pass from one to the other.

6. TROPICAL PROJECTIVE SPACE

Up to this point, we have treated tropical hypersurfaces, in particular, tropical hyperplane arrangements, in the one-point compactification of the tropical projective torus $\mathbb{R}^d/\mathbb{R}\mathbf{1}$. Next we pass to a more interesting compactification, which occurs naturally in tropical geometry. The set

$$\mathbb{TP}^{d-1} := \left((\mathbb{R} \cup \{-\infty\})^d \setminus \{-\infty\mathbf{1}\} \right) / \mathbb{R}\mathbf{1}$$

is called the $(d-1)$ -dimensional max-tropical projective space. It carries the natural structure of a semimodule with respect to the max-tropical scalar multiplication. The pair of spaces $(\mathbb{TP}^{d-1}, \mathbb{R}^d/\mathbb{R}\mathbf{1})$ is homeomorphic to the pair formed by the standard simplex Δ_{d-1} and its interior; see [Jos21, Prop 5.3]. Note that the tropical projective torus, as a set, is agnostic to max or min as the tropical addition. However, the compactifying tropical projective space exists in two flavors; here we stick to the max-version. We will see, in Corollary 32, that the closure of a min-tropical hyperplane arrangement in the max-tropical projective space \mathbb{TP}^{d-1} with full support is also shellable. To mix between the two types of tropical addition here is motivated by tropical convexity. After all, a max-tropical polytope corresponds to a min-tropical hyperplane arrangement.

The tropical projective space is equipped with a natural stratification into tropical projective tori of various dimensions. Each such torus corresponds to the relative interior of some face of the simplex Δ_{d-1} . To fix our notation, we explain the details. Let $Z \subsetneq [d]$. The set

$$(11) \quad \mathbb{TP}^{d-1}(Z) := \{v + \mathbf{1}\mathbb{R} \mid v_i = -\infty \text{ if and only if } i \in Z\}$$

is called the *relatively open Z -stratum* of \mathbb{TP}^{d-1} . That is, the Z -stratum collects the points of support $[d] \setminus Z$. Its closure is the *closed Z -stratum*

$$\overline{\mathbb{TP}}^{d-1}(Z) := \{v + \mathbf{1}\mathbb{R} \mid v_i = -\infty \text{ for } i \in Z\} ,$$

which is isomorphic, as a semimodule, to the tropical projective space of dimension $d - |Z|$. The relative open Z -stratum is isomorphic to $\mathbb{R}^{d-|Z|}/\mathbb{R}\mathbf{1}$. Letting Z range over all proper subsets of $[d]$ partitions \mathbb{TP}^{d-1} , where $\mathbb{TP}^{d-1}(\emptyset) = \mathbb{R}^d/\mathbb{R}\mathbf{1}$ forms the open cell.

Again, we fix a matrix $V \in \mathbb{R}^{d \times n}$, whose columns read as a configuration of n labeled points in $\mathbb{R}^d/\mathbb{R}\mathbf{1}$. Like in the tropical torus there exists a covector decomposition of the tropical projective space induced by the points in V . We begin with a cell in $\text{CovDec}(V)$ from the tropical torus, now denoted by $X_u(V) \subset \mathbb{R}^d/\mathbb{R}\mathbf{1}$ where u is the covector of coarse type of the cell. Its compactification $\overline{X}_u(V)$ is described in the following way.

Lemma 29. *Let $X_u(V)$ be an unbounded maximal cell of $\text{CovDec}(V)$. We set $Z := \{i \in [d] \mid u_i \neq 0\}$. Then the closure of $X_u(V)$ in \mathbb{TP}^{d-1} coincides with the union of the cell with the closed Z -stratum $\overline{\mathbb{TP}}^{d-1}(Z)$, i.e.,*

$$\overline{X}_u(V) = X_u(V) \cup \overline{\mathbb{TP}}^{d-1}(Z) .$$

Proof. A direct inspection shows that

$$\overline{\mathbb{TP}}^{d-1}(Z) = \bigcup_{Z \subsetneq Z' \subsetneq [d]} \mathbb{TP}^{d-1}(Z') .$$

First, consider the covector decomposition $\text{CovDec}(\{v\})$ induced by a single point $v \in \mathbb{R}^d/\mathbb{R}\mathbf{1}$. The maximal cells of $\text{CovDec}(\{v\})$ are of the form

$$v + S_i := \{x_i - v_i = \min_{j \in [d]} \{x_j - v_j\} \mid x \in \mathbb{R}^d/\mathbb{R}\mathbf{1}\} , \quad i \in [d] .$$

Note that the coarse type of $v + S_i$ is $e_i \in \mathbb{R}^d$, the i -th standard vector of \mathbb{R}^d . The closure of $v + S_i$ agrees with $(v + S_i) \cup \overline{\mathbb{TP}}^{d-1}(\{i\})$; see [Jos21, p.180].

Second, we consider the covector decomposition induced by two distinct points, v and w . A covector cell will be either of the form $v + S_i$, $w + S_i$ or $(v + S_i) \cap (w + S_j)$ with $i \neq j$. In the first two cases the covector is of coarse type $2e_i$ where e_i refers to the i -th standard basis vector of \mathbb{R}^d . The rest of the statement is true as seen above. In the last case, the closure contains $\bigcup_{\{i,j\} \subsetneq Z' \subsetneq [d]} \mathbb{TP}^{d-1}(Z')$. Moreover, the support of the rays read $\{\emptyset\} \cup \{\{i,j\} \subseteq Z' \subseteq [d]\}$; see [Jos21, p.179]. Hence we have

$$\overline{(v + S_i) \cap (w + S_j)} = (v + S_i) \cap (w + S_j) \cup \bigcup_{\{i,j\} \in Z' \subsetneq [d]} \mathbb{TP}^{d-1}(Z') .$$

The claim now follows by induction on the size of the set V . The general inductive step is similar to passing from a single point to a pair. \square

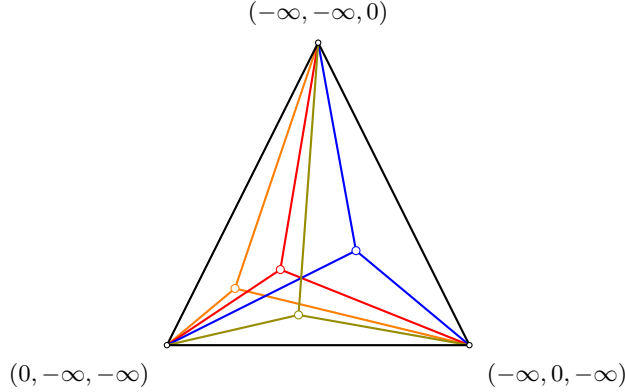


FIGURE 5. The covector decomposition of the max-tropical projective plane \mathbb{TP}^2 defined by four points in (12).

Example 30. The min-tropical hyperplane arrangement $\mathcal{T}(L_V)$ with

$$(12) \quad V = \begin{pmatrix} 0 & 0 & 0 & 0 \\ 0 & 2 & 3 & 4 \\ 0 & 1 & -1 & 2 \end{pmatrix}$$

subdivides $\mathbb{R}^3/\mathbb{R}\mathbf{1}$ into 2 bounded and 12 unbounded maximal cells. The closure of the subdivision in \mathbb{TP}^2 is displayed in Fig. 5. Note that two cells which may not intersect in $\mathbb{R}^3/\mathbb{R}\mathbf{1}$ might intersect in a tropical standard basis vector e_i^{trop} whose entries are all equal to $-\infty$ except for its i -th entry.

Although the covector subdivision of \mathbb{TP}^{d-1} is not a polyhedral complex, it is combinatorially equivalent to one. In order to show this we need to introduce the following notion. The *Schlegel diagram* of a polytope P based at a facet F of P is the image of a central projection of P from a point y beyond F to the hyperplane $\text{aff}(F)$. It is combinatorially equivalent to the cell complex formed by ∂P without the relative interior of F ; see [Zie95, Proposition 5.6].

Proposition 31. *Recall that $V \in \mathbb{R}^{d \times n}$ has full support. In this case the covector decomposition of \mathbb{TP}^{d-1} induced by V is combinatorially equivalent to the Schlegel diagram of the dome $\mathcal{D}(V)$ based at the facet at infinity.*

Proof. We begin by showing that the face at infinity E_∞ is a simplex. Recall that E_∞ is the image of the recession cone of $\mathcal{D}(V)$. Its facets arise as images of recession cones of facets of $\mathcal{D}(V)$. Let F be an unbounded facet of $\mathcal{D}(V)$. Observe that a point (x, s) is contained in the recession cone of F if and only if x is contained in the recession cone of the corresponding covector cell $X_u(V)$ and $s = \langle x, u \rangle$.

Again, let $Z := \{i \in [d] \mid u_i \neq 0\}$. In the proof of Lemma 29 we have seen that the recession cone of $X_u(V)$ is formed by the rays whose support is contained in $\emptyset \cup \{Z \subseteq Z' \subseteq [d]\}$. This implies that the recession cone of F is the conic hull of the rays $(x^{Z'}, -n) + \mathbb{R}(\mathbf{1}, n)$, where $x^{Z'} = (x_i)$ with

$$x_i = \begin{cases} -1 & \text{if } i \in Z' \\ 0 & \text{otherwise,} \end{cases}$$

and $Z \subseteq Z' \subset [d]$. Since the lineality space of the dome is spanned by $(\mathbf{1}, n)$, it coincides with the conic hull of $(y^{Z'}, 0) + \mathbb{R}(\mathbf{1}, n)$, where $y^{Z'} = (y_i)$ with

$$y_i = \begin{cases} 1 & \text{if } i \notin Z' \\ 0 & \text{otherwise,} \end{cases}$$

and $Z \subseteq Z' \subset [d]$. So the recession cone of F in $\mathbb{R}^d/\mathbb{R}\mathbf{1}$ is the simplicial cone spanned by $(e_i, 0)$, $i \notin Z$.

To conclude that the facet at infinity E_∞ is indeed a simplex, we observe that the coarse types u correspond to lattice points of the Newton polytope $n\Delta_{d-1}$. This implies that the support Z of u is either a singleton $\{i\}$, $i \in [d]$, or a superset. In particular every singleton occurs. Thus E_∞ is the simplex formed by the images of the rays $(e_i, 0)$, $i \in [d]$.

Next we construct the combinatorial isomorphism between the Schlegel diagram of $\mathcal{D}(V)$ set at E_∞ and the closure of the covector decomposition $\text{CovDec}(V)$. Orthogonal projection establishes a bijection between the boundary faces of $\mathcal{D}(V)$ which are not contained in E_∞ and the cells of the covector decomposition $\text{CovDec}(V)$ while preserving inclusion. By [Lemma 29](#) it suffices to extend this map by sending a facet of E_∞ formed by the images of the rays spanned by $(e_j, 0)$, $j \neq i$, to $\mathbb{TP}^{d-1}(\{i\})$. \square

Corollary 32. *Recall that $V \in \mathbb{R}^{d \times n}$ has full support. In this case the max-tropical compactification of the min-tropical covector subdivision $\text{CovDec}(V)$ is shellable. Moreover, the max-tropical compactification of the min-tropical hyperplane arrangement $\mathcal{T}(L_V)$ is shellable, too.*

Proof. A shelling order of $\mathcal{D}(V)$ where the facet at infinity comes last induces a shelling of the covector decomposition of \mathbb{TP}^{d-1} induced by V . The shellability of the compactified hyperplane arrangement follows from [Proposition 6](#). \square

It makes sense to study all of the above for arbitrary matrices V with coefficients in $\mathbb{R} \cup \{\infty\}$. However, the following example shows that a suitable generalization of, e.g., [Proposition 31](#) requires some thought.

Example 33. The min-tropical hyperplane arrangement $\mathcal{T}(L_V)$ with

$$V = \begin{pmatrix} 0 & 0 & -1 \\ -\infty & -1 & 0 \\ 0 & -\infty & -\infty \end{pmatrix}$$

subdivides \mathbb{TP}^2 into six unbounded maximal cells. It does not have full support since at least one point in V is contained in a boundary stratum of \mathbb{TP}^2 . The facet at infinity of the dome $\mathcal{D}(V)$ is a quadrangle. The Schlegel diagram of $\mathcal{D}(V)$ based at the facet at infinity is depicted in [Fig. 6](#) (left) and the closure of $\text{CovDec}(V)$ in \mathbb{TP}^2 in the same figure on the right.

We end this article with one more open problem.

Question 34. Is the min-compactification of an arbitrary min-tropical hypersurface shellable?

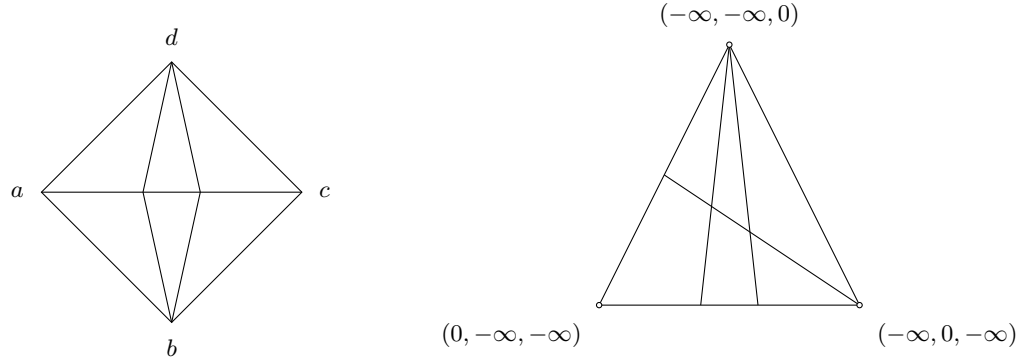


FIGURE 6. The Schlegel diagram of $\mathcal{D}(V)$ in Example 33 based at the facet at infinity is shown on the left. On the right is the closure of the $\text{CovDec}(V)$ in \mathbb{P}^2 .

REFERENCES

- [AB17] K. A. Adiprasito and B. Benedetti. “Subdivisions, shellability, and collapsibility of products.” In: *Combinatorica* 37.1 (2017), pp. 1–30.
- [AP21] O. Amini and M. Piquerez. *Homology of tropical fans*. Preprint [arXiv:2105.01504](#). 2021.
- [Bas10] T. Basak. “Combinatorial cell complexes and Poincaré duality.” In: *Geom. Dedicata* 147 (2010), pp. 357–387.
- [BH93] W. Bruns and J. Herzog. *Cohen-Macaulay rings*. Vol. 39. Cambridge Studies in Advanced Mathematics. Cambridge University Press, Cambridge, 1993.
- [Bjö+99] A. Björner, M. Las Vergnas, B. Sturmfels, N. White, and G. M. Ziegler. *Oriented matroids*. Second. Vol. 46. Encyclopedia of Mathematics and its Applications. Cambridge University Press, Cambridge, 1999.
- [BM71] H. Bruggesser and P. Mani. “Shellable decompositions of cells and spheres.” In: *Math. Scand.* 29 (1971), pp. 197–205.
- [Bre93] G. E. Bredon. *Topology and geometry*. Vol. 139. Graduate Texts in Mathematics. Springer-Verlag, New York, 1993.
- [Bro+15] S. Brodsky, M. Joswig, R. Morrison, and B. Sturmfels. “Moduli of tropical plane curves.” In: *Res. Math. Sci.* 2.4 (2015).
- [BW96] A. Björner and M. L. Wachs. “Shellable nonpure complexes and posets. I.” In: *Trans. Amer. Math. Soc.* 348.4 (1996), pp. 1299–1327.
- [Cha00] M. K. Chari. “On discrete Morse functions and combinatorial decompositions.” In: vol. 217. 1-3. Formal power series and algebraic combinatorics (Vienna, 1997). 2000, pp. 101–113.
- [Cou06] M. Courdurier. “On stars and links of shellable polytopal complexes.” In: *J. Combin. Theory Ser. A* 113.4 (2006), pp. 692–697.
- [DRS10] J. A. De Loera, J. Rambau, and F. Santos. *Triangulations*. Vol. 25. Algorithms and Computation in Mathematics. Structures for algorithms and applications. Berlin: Springer-Verlag, 2010.

- [FL78] J. Folkman and J. Lawrence. “Oriented matroids.” In: *J. Combin. Theory Ser. B* 25.2 (1978), pp. 199–236.
- [For98] R. Forman. “Morse theory for cell complexes.” In: *Adv. Math.* 134.1 (1998), pp. 90–145.
- [GM23] N. Geist and E. Miller. “Global dimension of real-exponent polynomial rings.” In: *Algebra Number Theory* 17.10 (2023), pp. 1779–1788.
- [Hir06] H. Hirai. “Characterization of the distance between subtrees of a tree by the associated tight span.” In: *Ann. Comb.* 10.1 (2006), pp. 111–128.
- [HJ08] S. Herrmann and M. Joswig. “Splitting polytopes.” In: *Münster J. Math.* 1 (2008), pp. 109–141.
- [Jos21] M. Joswig. *Essentials of tropical combinatorics*. Vol. 219. Graduate Studies in Mathematics. American Mathematical Society, Providence, RI, 2021.
- [JT13] M. Joswig and T. Theobald. *Polyhedral and algebraic methods in computational geometry*. Universitext. Revised and updated translation of the 2008 German original. Springer, London, 2013.
- [MS15] D. Maclagan and B. Sturmfels. *Introduction to tropical geometry*. Vol. 161. Graduate Studies in Mathematics. American Mathematical Society, Providence, RI, 2015.
- [Mun84] J. R. Munkres. *Elements of algebraic topology*. Addison-Wesley Publishing Company, Menlo Park, CA, 1984.
- [MY09] H. Markwig and J. Yu. “The space of tropically collinear points is shellable.” In: *Collect. Math.* 60.1 (2009), pp. 63–77.
- [Sta96] R. P. Stanley. *Combinatorics and commutative algebra*. Second. Vol. 41. Progress in Mathematics. Birkhäuser Boston, Inc., Boston, MA, 1996.
- [TZ98] H. Trappmann and G. M. Ziegler. “Shellability of complexes of trees.” In: *J. Combin. Theory Ser. A* 82.2 (1998), pp. 168–178.
- [Zie95] G. M. Ziegler. *Lectures on polytopes*. Vol. 152. Graduate Texts in Mathematics. New York: Springer-Verlag, 1995.