

Spectral Clustering with Likelihood Refinement is Optimal for Latent Class Recovery

Zhongyuan Lyu and Yuqi Gu

Columbia University

Abstract

Latent class models are widely used for identifying unobserved subgroups from multivariate categorical data in social sciences, with binary data as a particularly popular example. However, accurately recovering individual latent class memberships and determining the number of classes remains challenging, especially when handling large-scale datasets with many items. This paper proposes a novel two-stage algorithm for latent class models with high-dimensional binary responses. Our method first initializes latent class assignments by an easy-to-implement spectral clustering algorithm, and then refines these assignments with a one-step likelihood-based update. This approach combines the computational efficiency of spectral clustering with the improved statistical accuracy of likelihood-based estimation. We establish theoretical guarantees showing that this method leads to optimal latent class recovery and exact clustering of subjects under mild conditions. Additionally, we propose a simple consistent estimator for the number of latent classes. Extensive experiments on both simulated data and real data validate our theoretical results and demonstrate our method’s superior performance over alternative methods.

Keywords: High-dimensional data; Joint maximum likelihood estimation; Latent class model; Spectral clustering;

1 Introduction

Latent class models (LCMs, [Lazarsfeld, 1968](#); [Goodman, 1974](#)) are popular tools for uncovering unobserved subgroups from multivariate categorical responses, with broad applications in social sciences ([Korpershoek et al., 2015](#); [Berzofsky et al., 2014](#); [Wang and Hanges, 2011](#); [Zeng et al., 2023](#)). At the core of an LCM, we aim to identify K latent classes of N individuals based on their categorical responses to J items. In this paper, we focus on the widely used LCMs with binary responses, which are prevailing in educational assessments

(correct/wrong responses to test questions) and social science surveys (yes/no responses to survey items). Accurately and efficiently recovering latent classes in large N and large J settings remain a significant statistical and computational challenge.

Traditional approaches to LCM are typically based on maximum likelihood estimation. In the classical random-effect formulation, the latent class labels of subjects are treated as random variables and the model is estimated by the marginal maximum likelihood (MML) approach, in which the latent labels are marginalized out. The expectation-maximization (EM) algorithm (Dempster et al., 1977) is often used for this purpose but becomes computationally expensive and lacks theoretical guarantees in the modern regime where both N and J are large. In contrast, the joint maximum likelihood (JML) approach adopts a fixed-effect perspective, treating the latent class labels as unknown parameters to be estimated. However, due to the inherent non-convexity of the joint likelihood function, JML is still highly sensitive to initialization and prone to be trapped in local optima. Recently, Zeng et al. (2023) showed that JML is consistent under the large N and large J regime. Nonetheless, they do not provide any algorithmic guarantee, and the convergence rate established therein is polynomial in J , whose optimality remains unclear.

In this paper, we consider a different approach related to spectral clustering, which leverages the intrinsic approximate low-rank structure of the data matrix and is computationally efficient. In psychometrics and related fields, the common heuristic practice for spectral clustering is to first construct a similarity matrix among individuals or items, apply eigenvalue decomposition to it, and then perform K-means clustering of the eigenspace embeddings (Von Luxburg, 2007; Chen et al., 2017). More recently, Chen and Li (2019) directly performs the singular value decomposition (SVD) on a regularized version of the data matrix itself. Similar ideas have also been developed for nonlinear item factor analysis (Zhang et al., 2020) and the grade-of-membership model (Chen and Gu, 2024).

We next explain our idea of directly adapting the SVD to perform spectral clustering for binary-response LCMs. We collect the binary responses in an $N \times J$ matrix \mathbf{R} with binary entries, then under the typical LCM assumption, the \mathbf{R} can be written as $\mathbf{R} = \mathbb{E}[\mathbf{R}] + \mathbf{E}$, where $\mathbb{E}[\mathbf{R}]$ is the low-rank “signal” matrix due to the existence of K latent classes, and \mathbf{E} is a mean-zero “noise” matrix. Denote by $\hat{\mathbf{U}}\hat{\Sigma}\hat{\mathbf{V}}^\top$ the truncated rank- K SVD of \mathbf{R} , then

$\mathbf{R} \approx \hat{\mathbf{U}}\hat{\mathbf{\Sigma}}\hat{\mathbf{V}}^\top$ approximate captures the “signal” part. In particular, we first extract $\hat{\mathbf{U}}$, the leading K left singular vectors of the data matrix to perform dimensionality reduction. Then we apply K-means clustering algorithm on the N rows of $\hat{\mathbf{U}}\hat{\mathbf{\Sigma}}$, the left singular vectors weighted by their corresponding singular values $\hat{\mathbf{\Sigma}}$, to obtain the latent class label estimates. While variants of this simple yet efficient algorithm has attracted significant attention in network analysis (Zhang, 2024) and sub-Gaussian mixture models (Zhang and Zhou, 2024), it has not been widely explored or studied in the context of LCMs. The only exception is Lyu et al. (2025), which extended spectral clustering to LCMs with individual-level degree heterogeneity and showed that spectral methods can lead to exact recovery of the latent class labels in certain regime. However, whether the spectral method gives an optimal way for estimating latent class labels in LCMs remains unknown. In this paper, we resolve this question by proposing a novel two-stage method:

1. *First step*: Obtain initial latent class labels of individuals via the SVD-based spectral clustering, which leverages the approximate low-rankness of the data matrix.
2. *Second step*: Refine the latent class labels through a single step of likelihood maximization, which “sharpens” the coarse initial labels using the likelihood information.

This hybrid approach simultaneously takes advantage of the scalability of spectral methods and leverages the Bernoulli likelihood information to achieve a vanishing exponential error rate for clustering. We provide rigorous theoretical guarantees for our method. In summary, our method is both computationally fast and statistically optimal in the regime with a large number of items. Therefore, this work provides a useful tool to aid psychometric researchers and practitioners to perform latent class analysis of modern high-dimensional data.

The rest of this article is organized as follows. After reviewing the setup of LCMs for binary responses in Section 2, we discuss the performance of spectral clustering and propose our main algorithm in Section 3. In Section 4, we establish theoretical guarantees and statistical optimality of our algorithm. We evaluate our method’s performance in numerical experiments in Section 5.

Notation. We use bold capital letters such as $\mathbf{A}, \mathbf{B}, \dots$ to denote matrices and bold lower-case $\mathbf{a}, \mathbf{b}, \dots$ to denote vectors. For any positive integer m , denote $[m] := \{1, \dots, m\}$. For any matrix $\mathbf{A} \in \mathbb{R}^{N \times J}$ and any $i \in [N]$ and $j \in [J]$, we use $A_{i,j}$ to denote its entry on the i -th row and j -th column, and use $\mathbf{A}_{i,:}$ (or $\mathbf{A}_{:,j}$) to denote its i -th row (or j -th column) vector. Let $\lambda_k(\mathbf{A})$ denote the k -th largest singular value of \mathbf{A} for $k = 1, \dots, \min\{N, J\}$. Let $\|\cdot\|$ denote the spectral norm (operator norm) for matrices and ℓ_2 norm for vectors, and $\|\cdot\|_F$ denote Frobenius norm for matrices. For two non-negative sequences $\{a_N\}, \{b_N\}$, we write $a_N \lesssim b_N$ (or $a_N \gtrsim b_N$) if there exists some constant $C > 0$ independent of N such that $a_N \leq Cb_N$ (or $b_N \leq Ca_N$); $a_N \asymp b_N$ if $a_N \lesssim b_N$ and $b_N \lesssim a_N$ hold simultaneously; $a_N = o(b_N)$ if $b_N > 0$ and $a_N/b_N \rightarrow 0$.

2 Latent Class Model with Binary Responses

We consider a dataset of N individuals (e.g., survey or assessment respondents, voters) and J items (e.g., questions in a survey or an assessment, policy items). The observed data is represented as a binary response matrix $\mathbf{R} \in \{0, 1\}^{N \times J}$, where $R_{i,j} = 1$ indicates a positive response from individual i to item j , and $R_{i,j} = 0$ otherwise. Each individual i belongs to one of K latent classes, and we encode the class membership by a latent vector $\mathbf{s}^* = (s_1^*, \dots, s_N^*)$, where $s_i^* \in [K]$. The interpretation of the latent classes are characterized by an item parameter matrix $\Theta = (\theta_{j,k}) \in [0, 1]^{J \times K}$, where $\theta_{j,k}$ denotes the probability that an individual in class k gives a positive response to item j .

$$\mathbb{P}(R_{i,j} = 1 \mid s_i^* = k) = \theta_{j,k}, \quad \forall i \in [N], j \in [J]. \quad (1)$$

Under the LCM, a subject's J responses are usually assumed to be conditionally independent given his or her latent class membership.

The traditional likelihood-based approach takes a random-effect perspective to LCMs and maximizes the marginal likelihood. This approach treats the latent class labels $\{s_i\}$ as random by assuming $p_k = \mathbb{P}(s_i = k)$ for each k and marginalizing s_i out:

$$L(\Theta \mid \mathbf{R}) = \sum_{i \in [N]} \log \left(\sum_{k \in [K]} p_k \prod_{j \in [J]} \left(\theta_{j,k}^{R_{i,j}} (1 - \theta_{j,k})^{1-R_{i,j}} \right) \right). \quad (2)$$

A standard approach for maximizing the marginal likelihood is the EM algorithm (Dempster et al., 1977). However, EM is highly sensitive to initialization. Poor initial values often lead to convergence at local maxima, so practitioners resort to multiple random restarts at substantial computational cost. Moreover, when both J and K grow large, the computation for evaluating the objective in (2) becomes numerically unstable due to its log-sum-of-products structure.

Another strategy is to consider the fixed-effect LCM, where the joint maximum likelihood naturally comes into play. In particular, the joint log-likelihood function of latent label vector \mathbf{s} and item parameters Θ can be written as:

$$L(\mathbf{s}, \Theta \mid \mathbf{R}) = \sum_{i \in [N]} \sum_{j \in [J]} \left(R_{i,j} \log(\theta_{j,s_i}) + (1 - R_{i,j}) \log(1 - \theta_{j,s_i}) \right). \quad (3)$$

The simple structure of (3) implies that the optimization of JML can be decoupled across $[N]$ and $[J]$. While JML is known to be inconsistent in low-dimensional settings (Neyman and Scott, 1948), the recent study Zeng et al. (2023) has shown that JML can achieve consistent estimation of the latent labels in high-dimensional regime. This property makes the JML approach appealing for large-scale modern datasets.

Throughout the paper, we consider the fixed-effect LCM and our goal is to recover the true latent labels \mathbf{s}^* from large-scale and high-dimensional data with $N, J \rightarrow \infty$. The performance of any clustering method is evaluated via the Hamming error up to label permutations:

$$\ell(\mathbf{s}, \mathbf{s}^*) := \min_{\pi \in \mathfrak{S}_K} \frac{1}{N} \sum_{i \in [N]} \mathbb{I}(s_i \neq \pi(s_i^*)) \quad (4)$$

where \mathfrak{S}_K denotes the set of all permutation maps π from $[K] \rightarrow [K]$. This metric accounts for the inherent symmetry in clustering structure.

3 Two-stage Clustering Algorithm

3.1 Spectral clustering for the latent class model

Our primary goal is to estimate the latent label vector \mathbf{s}^* . However, maximizing the joint likelihood (3) directly still suffers from computationally intractable for large N and J . We first

consider spectral clustering, which is a computationally efficient method that leverages the approximate low-rank structure of the data matrix. Let $\mathbf{Z} = (Z_{i,j}) \in \{0, 1\}^{N \times K}$ be a latent class membership matrix with $Z_{i,k} = 1$ if $s_i^* = k$ and $Z_{i,l} = 0$ otherwise. Under the fixed-effect LCM, we have $R_{i,j} \sim \text{Bern}\left(\sum_{k=1}^K Z_{i,k} \theta_{j,k}\right)$ and we can write $R_{i,j} = \sum_{k=1}^K Z_{i,k} \theta_{j,k} + E_{i,j}$ where $\sum_{k=1}^K Z_{i,k} \theta_{j,k} = \mathbb{E}[R_{i,j}]$ and $E_{i,j}$ is mean-zero random noise. We have the following crucial decomposition of the data matrix \mathbf{R} into two additive component using matrix notation:

$$\mathbf{R} = \underbrace{\mathbf{Z}}_{N \times K} \underbrace{\mathbf{\Theta}^\top}_{K \times J} + \underbrace{\mathbf{E}}_{\text{noise}}. \quad (5)$$

Here, $\mathbf{Z}\mathbf{\Theta}^\top = \mathbb{E}[\mathbf{R}]$ is the “signal” part containing the crucial latent class information (and thus is low-rank as $K \ll \min\{N, J\}$), and $\mathbf{E} = (E_{i,j}) \in \mathbb{R}^{N \times J}$ is a mean-zero “noise” matrix with $\mathbb{E}[\mathbf{E}] = \mathbb{E}[\mathbf{R} - \mathbb{E}[\mathbf{R}]] = \mathbf{0}_{N \times J}$.

Given the above observation (5), we first briefly outline the rationale of spectral clustering under the oracle noiseless setting (i.e., when $\mathbf{E} = \mathbf{0}$). Let $\mathbf{Z}\mathbf{\Theta}^\top = \mathbf{U}\mathbf{\Sigma}\mathbf{V}^\top$ be the rank- K SVD of $\mathbf{Z}\mathbf{\Theta}^\top$. Notably, the i th row vector in $\mathbf{U}\mathbf{\Sigma}$ can be written as

$$\mathbf{e}_i^\top \mathbf{U}\mathbf{\Sigma} = \mathbf{e}_i^\top \mathbf{Z}\mathbf{\Theta}^\top \mathbf{V} = \sum_{k=1}^K Z_{i,k} \mathbf{\Theta}_{:,k}^\top \mathbf{V} = \mathbf{\Theta}_{:,s_i}^\top \mathbf{V}, \quad \forall i \in [N]. \quad (6)$$

Thus, data points in the same latent class have identical row vectors in $\mathbf{U}\mathbf{\Sigma}$, namely one of the K distinct vectors $\{\mathbf{\Theta}_{:,k}^\top \mathbf{V}\}_{k=1}^K$. Hence the true latent class label information can be readily read off from rows of $\mathbf{U}\mathbf{\Sigma}$. In the realistic noisy data setting, denote by $\widehat{\mathbf{U}}\widehat{\mathbf{\Sigma}}\widehat{\mathbf{V}}^\top$ the top- K SVD of the data matrix \mathbf{R} . Then intuitively, $\mathbf{U}\mathbf{\Sigma}$ would be well-approximated by $\widehat{\mathbf{U}}\widehat{\mathbf{\Sigma}}$ provided that \mathbf{E} is relatively small in magnitude, and the row vectors of $\widehat{\mathbf{U}}\widehat{\mathbf{\Sigma}}$ are noisy point clouds distributed around the K points. Therefore, K-means clustering can deliver reasonable estimates of class labels. We illustrate this point using an numerical example in Figure 1, where the row vectors of $\mathbf{U}\mathbf{\Sigma}$ (left) and $\widehat{\mathbf{U}}\widehat{\mathbf{\Sigma}}$ (right) are plotted as points in \mathbb{R}^2 , respectively.

The above high-level idea can be formalized as the spectral clustering algorithm (Algorithm 1), investigated in Zhang and Zhou (2024) for sub-Gaussian mixture models. Algorithm 1 first obtains the rank- K SVD of \mathbf{R} denoted by $\widehat{\mathbf{U}}\widehat{\mathbf{\Sigma}}\widehat{\mathbf{V}}^\top$, and then performs K-means clustering on the rows of $\widehat{\mathbf{U}}\widehat{\mathbf{\Sigma}}$, the left singular vectors weighted by the singular values.

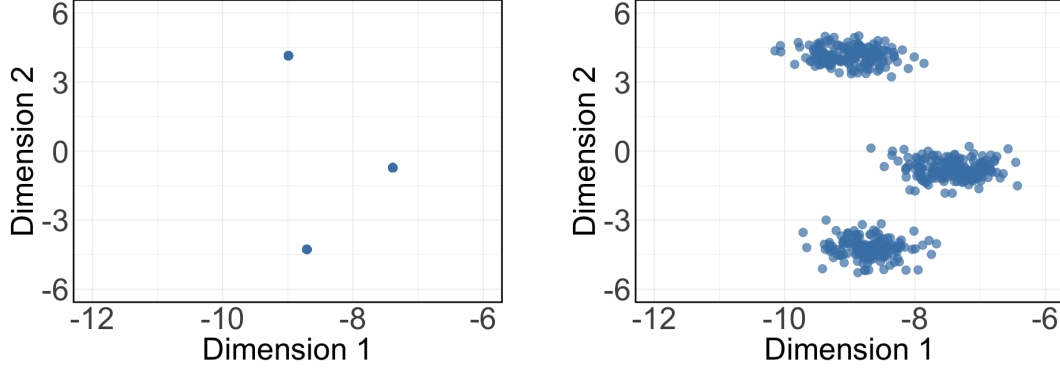


Figure 1: An illustration for spectral clustering: row vectors of $\mathbf{U}\Sigma$ (left) and $\hat{\mathbf{U}}\hat{\Sigma}$ (right). Setting: $N = 500$, $J = 250$, $K = 3$.

Algorithm 1: Spectral Clustering (Spec)

Data: Data matrix $\mathbf{R} \in \mathbb{R}^{N \times J}$. Number of latent classes K

Result: Estimated latent class labels $\tilde{\mathbf{s}} \in [K]^N$

- 1 Perform rank- K SVD on \mathbf{R} to obtain $\sum_{i=1}^K \hat{\lambda}_i \hat{\mathbf{u}}_i \hat{\mathbf{v}}_i^\top$, where $\hat{\lambda}_1 \geq \hat{\lambda}_2 \geq \dots \geq \hat{\lambda}_K \geq 0$,
 $\hat{\mathbf{U}} = (\mathbf{u}_1, \dots, \mathbf{u}_K) \in \mathbb{R}^{N \times K}$ and $\hat{\mathbf{V}} = (\mathbf{v}_1, \dots, \mathbf{v}_K) \in \mathbb{R}^{J \times K}$.
- 2 Perform K -means on the rows of $\hat{\mathbf{U}}\hat{\Sigma}$ (or equivalently, $\mathbf{R}\hat{\mathbf{V}}$), i.e.,

$$(\tilde{\mathbf{s}}, \{\hat{\mathbf{c}}_k\}_{k \in [K]}) = \arg \min_{\mathbf{s} \in [K]^N, \{\mathbf{c}_k\}_{k \in [K]} \in \mathbb{R}^K} \sum_{i \in [N]} \|\hat{\mathbf{U}}_{i,:} \hat{\Sigma} - \mathbf{c}_{s_i}\|^2.$$

3.2 One-step Likelihood Refinement with Spectral Initialization

Despite computationally efficient, spectral clustering itself ignores the likelihood information in the latent class model that might improve statistical accuracy. This motivates our proposed Algorithm 2 named Spectral clustering with One-step Likelihood refinement Algorithm, or SOLA for short.

In particular, the first stage is to perform spectral clustering to obtain an initial class label estimates $\tilde{\mathbf{s}}$. This stage utilizes the inherent approximate low-rank structure of data but does not use the likelihood information. In the second stage, recall the joint likelihood function defined in (3) as

$$L(\mathbf{s}, \Theta \mid \mathbf{R}) = \sum_{i \in [N]} \sum_{j \in [J]} \left(R_{i,j} \log(\theta_{j,s_i}) + (1 - R_{i,j}) \log(1 - \theta_{j,s_i}) \right).$$

We then perform the following two steps:

1. (Maximization) For fixed $\tilde{\mathbf{s}}$, find the Θ maximizing the objective $L(\tilde{\mathbf{s}}, \Theta \mid \mathbf{R})$, which turns out to have a explicit solution as

$$\hat{\theta}_{j,k} = \frac{\sum_{i \in [N]} R_{i,j} \mathbb{I}(\tilde{s}_i = k)}{\sum_{i \in [N]} \mathbb{I}(\tilde{s}_i = k)}, \quad \forall j \in [J], k \in [K].$$

In other words, this is the sample average of j -th column of \mathbf{R} based on estimated class labels $\{i \in [N] : \tilde{s}_i = k\}$.

2. (Assignment) Given $\hat{\Theta}$, the objective function $L(\mathbf{s}, \hat{\Theta} \mid \mathbf{R})$ can decoupled into N terms each corresponding to an individual data point, and it is equivalent to assign label $k \in [K]$ to sample i which maximize the log-likelihood independently for each $i \in [N]$:

$$\hat{s}_i = \arg \max_{k \in [K]} \sum_{j \in [J]} \left[R_{i,j} \log(\hat{\theta}_{j,k}) + (1 - R_{i,j}) \log(1 - \hat{\theta}_{j,k}) \right], \quad i \in [N].$$

It is readily seen that these two steps increases the joint likelihood monotonically. However, convergence to true \mathbf{s}^* depends on the performance of initial estimator $\tilde{\mathbf{s}}$ in the first stage, which we obtained using spectral clustering. The above details are summarized in Algorithm 2 and we provide its algorithmic guarantee in Section 4.

Algorithm 2: SOLA

Data: Matrix $\mathbf{R} \in \mathbb{R}^{N \times J}$, rank K

Result: Estimated labels $\hat{\mathbf{s}} \in [K]^N$

- 1 Initial label estimates: $\tilde{\mathbf{s}} = \text{Spec}(\mathbf{R})$.
- 2 (Maximization) Initial center estimates :

$$\hat{\theta}_{j,k} = \frac{\sum_{i \in [N]} R_{i,j} \mathbb{I}(\tilde{s}_i = k)}{\sum_{i \in [N]} \mathbb{I}(\tilde{s}_i = k)}, \quad j \in [J], k \in [K]. \quad (7)$$

- 3 (Assignment) One-step likelihood-based refinement:

$$\hat{s}_i = \arg \max_{k \in [K]} \sum_{j \in [J]} \left[R_{i,j} \log(\hat{\theta}_{j,k}) + (1 - R_{i,j}) \log(1 - \hat{\theta}_{j,k}) \right], \quad i \in [N]. \quad (8)$$

Interestingly, our two-stage procedure resonates with the spirit of the “initialize-and-refine” scheme that has been used in network analysis for stochastic block models (SBMs) (Gao et al., 2017; Lyu et al., 2023; Chen et al., 2022), while the model considered here

differs fundamentally in that LCMs handle high-dimensional response data without relying on pairwise interaction structures inherent to SBMs.

In practice, we observe that performing multiple likelihood-based refinement steps may lead to improved convergence and performance compared to the one-step refinement procedure. Thus, we also consider a multiple-step refinement variant of Algorithm 2, which we denote by SOLA+, in the later simulation studies. We set the number of “Maximization + Assignment” refinement steps for SOLA+ to be 10 in all our simulations.

3.3 Extension: Classification EM refinement

Our proposed framework can be readily extended to one-step Classification EM (CEM) refinement, where CEM is another widely used approach to estimate latent class models (Celeux and Govaert, 1992; Zeng et al., 2023). It can be regarded as a variant of the standard EM algorithm designed specifically for clustering. Unlike traditional EM, which calculates “soft” assignments by estimating the probability that each observation belongs to every latent class, CEM uses “hard” assignments: each observation is directly assigned to the class with the highest posterior probability. By explicitly modeling the mixture proportion parameters for the latent classes, CEM adjusts the likelihood to account for varying cluster sizes. Concretely, in our setting, one can adapt the one-step refinement in Algorithm 2 to a CEM step by including class proportions. Besides updating $\hat{\theta}_{j,k}$ as in (7), we also estimate the proportion parameters $\hat{\mathbf{p}} = (\hat{p}_1, \dots, \hat{p}_K) \in [0, 1]^K$ by

$$\hat{p}_k = \frac{1}{N} \sum_{i=1}^N \mathbb{I}\{\tilde{s}_i = k\}, \quad k \in [K]. \quad (9)$$

Then for each individual i , we update their latent class label based on both the item parameters and the estimated class proportions:

$$\hat{s}_i = \arg \max_{k \in [K]} \left[\log \hat{p}_k + \sum_{j=1}^J \left(R_{i,j} \log \hat{\theta}_{j,k} + (1 - R_{i,j}) \log(1 - \hat{\theta}_{j,k}) \right) \right]. \quad (10)$$

This one-step CEM update replaces the likelihood-refinement stage of our two-stage estimator: start with spectral clustering, then perform the CEM step above. We provide its theoretical guarantee in Section 4.

4 Theoretical Guarantees

To deliver the theoretical results, we start by making the following mild model assumptions.

Assumption 1. $\theta_{j,k} \in [c_\theta, C_\theta]$ for some universal constants $0 < c_\theta < C_\theta < 1$, and $j \in [J]$, $k \in [K]$.

Assumption 2. $\min_{k \in [K]} |\{i \in [N] : s_i^* = k\}| \geq \alpha N/K$ for some universal constant $\alpha \in (0, 1]$.

Assumption 1 is a standard assumption for considering a compact parameter space for Θ . Assumption 2 is imposed for both practical consideration and technical reason. Without this, rare classes could be statistically indistinguishable and computationally unstable to estimate.

4.1 Theoretical Guarantee of Spectral Clustering

In this subsection, we introduce the theoretical guarantee of spectral clustering (Algorithm 1). To that end, we define some necessary notations. The difficulty of recovering \mathbf{s}^* depends on how distinct the latent classes are, which, in the context of spectral clustering, is characterized by the following quantity:

$$\Delta := \min_{k_1 \neq k_2 \in [K]} \|\Theta_{:,k_1} - \Theta_{:,k_2}\| = \min_{k_1 \neq k_2 \in [K]} \left[\sum_{j=1}^J (\theta_{j,k_1} - \theta_{j,k_2})^2 \right]^{1/2}. \quad (11)$$

This quantity measures the minimal Euclidean distance between any two class-specific item parameter vectors. Intuitively, a larger Δ yields a larger gap between the columns of Θ and a bigger distinction among the latent classes, and therefore produces clearer separation in the spectral embeddings (referring to (6)), making recovery of the true class labels easier. In addition, let $\lambda_1 \geq \dots \geq \lambda_K > 0$ denote the singular values of $\mathbb{E}[\mathbf{R}] = \mathbf{Z}\Theta^\top$ in decreasing order. The following result characterizes the clustering error of Algorithm 1.

Proposition 1 (Adapted from Theorem 3.1 in Zhang and Zhou (2024)). Define $\sigma_\theta^2 := (1 - 2\theta) / [2 \log((1 - \theta)\theta^{-1})]$ for $\theta \in (0, 1) \setminus \{1/2\}$ and $\sigma_\theta^2 := 1/4$ for $\theta = 1/2$, and let $\bar{\sigma} :=$

$\max_{j,k} \sigma_{\theta_{j,k}}$. Assume $\text{rank}(\Theta) = K$, $\alpha N/K^2 \geq 10$ and

$$\min \left\{ \frac{\Delta}{\alpha^{-1/2} K \left(1 + \sqrt{\frac{J}{N}}\right) \bar{\sigma}}, \frac{\lambda_K}{\left(\sqrt{N} + \sqrt{J}\right) \bar{\sigma}} \right\} \rightarrow \infty. \quad (12)$$

Then for the spectral clustering estimator $\tilde{\mathbf{s}}$ in Algorithm 1 we have

$$\mathbb{E} \ell(\tilde{\mathbf{s}}, \mathbf{s}^*) \leq \exp \left(-\frac{\Delta^2}{8\bar{\sigma}^2} (1 - o(1)) \right) + \exp \left(-\frac{N}{2} \right), \quad (13)$$

where $\ell(\cdot, \cdot)$ is defined in (4). Moreover, if further assume that $\Delta^2 \geq 8(1+c)\bar{\sigma}^2 \log N$ for any constant $c > 0$, then we have $\ell(\tilde{\mathbf{s}}, \mathbf{s}^*) = 0$ with probability $1 - \exp(-N/2) - \exp(-\Delta/\bar{\sigma})$.

Proposition 1 delivers that the simple and computationally efficient spectral clustering can essentially lead to exponentially small error rate with respect to the latent class separation Δ . Notably, we can have exact recovery of all latent class labels, (that is, $\ell(\tilde{\mathbf{s}}, \mathbf{s}^*)$ with $\tilde{s}_i = \pi(s_i)$ for all $i = 1, \dots, N$) with high probability as long as $\Delta^2/\bar{\sigma}^2 \geq 8(1+c) \log N$. In the LCM we study, we have $\bar{\sigma} \leq 1/4$ by definition and hence it suffices to have $\Delta^2 \geq 2(1+c) \log N$ to achieve exact recovery. This is not hard to achieve even for slowly growing number of items, because if we have constant separation of item parameters for each item with $\delta = \min_{k_1 \neq k_2 \in [K], j \in [J]} |\theta_{j,k_1} - \theta_{j,k_2}|$, then $\Delta^2 = J\delta^2$. In this case, having $J > 2(1+c)\delta^{-2} \log N$ for exact recovery corresponds to a moderately growing dimension. In sharp contrast, the JML estimator analyzed in Zeng et al. (2023) only achieves a polynomial convergence rate of order $O(J^{-1/2})$. Moreover, they can not achieve exact recovery according to the technical condition and conclusion therein. Therefore, the new spectral estimator $\tilde{\mathbf{s}}$ represents a substantial improvement with exponential error decay in (13).

We also note that the condition (12) on Δ and λ_K is mild and can be easily satisfied in the modern high-dimensional data setting. We next give a concrete example. Let us consider a common generative setting for item parameters Θ where its entries are i.i.d. generated from the Beta distribution.

Proposition 2. Consider $\theta_{j,k} \stackrel{i.i.d.}{\sim} \text{Beta}(a, b)$ for all $j \in [J]$ and $k \in [K]$ with $a, b > 0$. Define

$$B := \frac{a(a+b+a(a+b)^{-1})}{(a+b)(a+b+1)},$$

then under Assumption 2 we have $\lambda_K \gtrsim \sqrt{\alpha BNJ}$ and $\Delta \gtrsim \sqrt{BJK}$ with probability at least $1 - K(e^{-c_1 B^2 J} + e^{-c_2 BJ})$ for some universal constants $c_1, c_2 \in (0, 1)$.

Proposition 2 entails that the condition on Δ and λ_K for the success of spectral clustering in Proposition 1 can be easily satisfied when Θ consists of Beta distributed entries, a common assumption in Bayesian inference for the latent class model. Specifically, combined with Assumption 1, a sufficient condition on B for spectral clustering to have the desirable error control (13) would be $B \gg K(\frac{1}{N} + \frac{1}{J})$, which is easily satisfied if the Beta parameters a and b are of the constant order.

Despite the above nice theoretical guarantee for spectral clustering, the clustering error's reliance on the Euclidean metric Δ in Proposition 1 is inherent from the general framework analyzed in Zhang and Zhou (2024), and it turns out to be not statistically optimal due to ignorance of the likelihood information. We will discuss and address this issue next.

4.2 Fundamental Statistical Limit for LCMs

In this subsection, we provide the understanding of the information-theoretic limit (fundamental statistical limit) of clustering in LCMs. To compare different statistical procedures, we consider the minimax framework that had been widely considered in both statistical decision theory and information theory in the past decades (Le Cam, 2012; Takezawa, 2005). The minimax risk is defined as the infimum, over all possible estimators, of the maximum loss (here, the mis-clustering error) taken over the entire parameter space. In other words, it is the rate of the best estimator one can have among all statistical procedures in the worst-case scenario.

Formally, we establish the minimax lower bound for mis-clustering error under the fixed-effect LCM in the following result, whose proof is adapted from Lyu et al. (2025) and can be found in Appendix B.1.

Theorem 1 (Minimax Lower Bound). *Consider the following parameter space for $\mathbb{E}[\mathbf{R}]$:*

$$\mathcal{P}_K(\mathbf{s}, \Theta) := \{\bar{\mathbf{R}} : \bar{R}_{i,j} = \theta_{j,s_i}, \mathbf{s} \in [K]^N, \theta_{j,k} \in [0, 1], \forall i \in [N], j \in [J], k \in [K]\}.$$

Define $I^* := \min_{k_1 \neq k_2 \in [K]} \sum_{j \in [J]} I(\theta_{j,k_1}, \theta_{j,k_2})$ with

$$I(p, q) := -2 \log \left(\sqrt{pq} + \sqrt{(1-p)(1-q)} \right), \quad \forall p, q \in (0, 1),$$

then we have

$$\inf_{\hat{\mathbf{s}}} \sup_{\mathcal{P}_K(\mathbf{s}, \boldsymbol{\Theta})} \mathbb{E} \ell(\hat{\mathbf{s}}, \mathbf{s}^*) \geq \exp \left(-\frac{I^*}{2} (1 + o(1)) \right), \quad (14)$$

where the infimum is taken over all possible estimators of the latent class labels.

Roughly speaking, Theorem 1 informs us that under the fixed-effect LCM, the error rate $\exp(-I^*/2)$ is the lowest possible clustering error rate that no estimator can uniformly surpass. Notably, $I(p, q)$ is exactly the Renyi divergence (Rényi, 1961) of order 1/2 between two Bernoulli distributions, $\text{Bern}(p)$ and $\text{Bern}(q)$, and hence $\sum_{j \in [J]} I(\theta_{j,k_1}, \theta_{j,k_2})$ can be interpreted as the Renyi divergence between two Bernoulli random vectors with parameters $\boldsymbol{\Theta}_{:,k_1}$ and $\boldsymbol{\Theta}_{:,k_2}$, respectively. I^* can be regarded as the overall signal-to-noise ratio (SNR) which further takes account into all possible pairs of $(k_1, k_2) \in [K]^2$ with $k_1 \neq k_2$. Although the form of I^* might seem complicated at its first glance, it actually exactly reflects the likelihood information in the LCMs. By definition of the minimax lower bound, we know that $\exp(-I^*/2)$ cannot be larger than the spectral clustering error rate $\exp(-\Delta^2/(8\bar{\sigma}^2))$ obtained in Proposition 1. We will discuss this in more detail in Section 4.4.

In the following, we take a closer look at why the quantity I^* shows up as the fundamental statistical limit. We analyze an idealized scenario where the true item parameters $\boldsymbol{\Theta}$ are known, which we term as the *oracle* setting. For simplicity, we consider $K = 2$ latent classes and $I^* = \sum_{j \in [J]} I(\theta_{j,1}, \theta_{j,2})$. In this regime, we can relate the clustering problem for the i -th sample to the following binary hypothesis testing problem:

$$H_0 : s_i^* = 1, \quad \text{v.s.} \quad H_1 : s_i^* = 2.$$

By Neyman–Pearson lemma, the test that gives the optimal Type-I plus Type-II error is the likelihood ratio test. Consequently, the oracle classifier assigns an observation to the class that maximizes the log-likelihood:

$$\bar{s}_i = \arg \max_{k \in [2]} \sum_{j \in [J]} \left[R_{i,j} \log \theta_{j,k} + (1 - R_{i,j}) \log (1 - \theta_{j,k}) \right]. \quad (15)$$

Assuming without loss of generality that $s_i^* = 1$, one can show that the mis-clustering probability satisfies

$$\mathbb{P}(\bar{s}_i \neq s_i^*) = \mathbb{P}\left(\sum_{j \in [J]} R_{i,j} \log \frac{\theta_{j,2}(1 - \theta_{j,1})}{\theta_{j,1}(1 - \theta_{j,2})} \geq \sum_{j \in [J]} \log \frac{1 - \theta_{j,1}}{1 - \theta_{j,2}}\right) \leq \exp\left(-\frac{\sum_{j \in [J]} I(\theta_{j,1}, \theta_{j,2})}{2}\right).$$

In other words, the above error rate in the oracle setting directly informs the information-theoretic limit of any clustering procedure in the LCM with binary responses, as indicated by Theorem 1. Note that the oracle estimator (15) that achieves this optimal rate is constructed using the true Θ and cannot be applied in practice. Later we will construct a computationally feasible estimator (that is, our SOLA estimator) that achieves this optimal rate without relying on prior knowledge of Θ .

4.3 Theoretical Guarantee of SOLA

In this subsection, we give the theoretical guarantee of SOLA. To facilitate the theoretical analysis, we consider a sample-splitting variant of SOLA (Algorithm 3), where the sample data points are randomly partitioned into two subsets $\mathcal{S}_1, \mathcal{S}_2$ of size $\lceil N/2 \rceil$ and $N - \lceil N/2 \rceil$. The key idea is to estimate Θ using one subset of samples, and then update labels for the remaining ones. The procedure can be repeated by switching the roles of the two subsets and we can obtain labels for all samples. Finally, a alignment step is needed due to the permutation ambiguity of clustering in the two subsets. We have the following result, whose proof is deferred to Appendix B.2.

Theorem 2. *Suppose Assumption 1-2 and the assumptions of Proposition 1 hold. In addition, assume that $N \gtrsim K \log N$, $JK \lesssim \min\{\exp(-c\Delta^2/\bar{\sigma}^2), N^{\gamma_0}\}$, for some universal constants $0 < c < 1/8$ and $\gamma_0 > 0$. If the signal-to-noise ratio condition satisfies*

$$\frac{\Delta/\bar{\sigma}}{\sqrt{JK}^{3/4} (\log N)^{1/4} / N^{1/4}} \rightarrow \infty,$$

then for $\hat{\mathbf{s}}$ from Algorithm 3 we have

$$\mathbb{E}\ell(\hat{\mathbf{s}}, \mathbf{s}^*) \leq \exp\left(-\frac{I^*}{2}(1 - o(1))\right).$$

Algorithm 3: SOLA with Sample-Splitting

Data: Data matrix $\mathbf{R} \in \{0, 1\}^{N \times J}$, index sets \mathcal{S}_1 and \mathcal{S}_2 , number of clusters K

Result: estimated labels $\hat{\mathbf{s}} \in [K]^N$

- 1 Construct $\mathbf{R}_{\mathcal{S}_1}, \mathbf{R}_{\mathcal{S}_2} \in \{0, 1\}^{N/2 \times J}$, which are sub-matrices of \mathbf{R} according to $\mathcal{S}_1, \mathcal{S}_2$.
- 2 Initial label estimates: $\tilde{\mathbf{s}}^{(m)} = \text{Spec}(\mathbf{R}_{\mathcal{S}_m}) \in \{0, 1\}^{N/2}$ for $m = 1, 2$.
- 3 Initial center estimates: for define

$$\hat{\theta}_{j,k}^{(m)} = \frac{\sum_{i \in \mathcal{S}_m} R_{i,j} \mathbb{I}(\tilde{s}_i^{(m)} = k)}{\sum_{i \in \mathcal{S}_m} \mathbb{I}(\tilde{s}_i^{(m)} = k)}, \quad \forall j \in [J], k \in [K], m = 1, 2.$$

- 4 One-step likelihood-based refinement:

$$\hat{s}_i^{(m)} = \arg \max_{k \in [K]} \sum_{j \in [J]} \left[R_{i,j} \log(\hat{\theta}_{j,k}^{(m)}) + (1 - R_{i,j}) \log(1 - \hat{\theta}_{j,k}^{(m)}) \right], \quad \forall i \in \mathcal{S}_l, \quad l \neq m \in \{1, 2\}. \quad (16)$$

- 5 Label alignment: Set $\hat{s}_i = \hat{s}_i^{(1)}$ for $\forall i \in \mathcal{S}_1$. Let $\hat{\pi} := \arg \min_{\pi \in \mathfrak{S}_K} \left\| \hat{\Theta}^{(1)} - \hat{\Theta}^{(2)} \mathbf{G}_\pi \right\|_F$ and set $\hat{s}_i = \hat{\pi}(\hat{s}_i^{(2)})$ for $\forall i \in \mathcal{S}_2$, where \mathfrak{S}_K is the set of all permutations of $[K]$ and \mathbf{G}_π is the column permutation matrix corresponding to π .
-

Combining Theorem 1 and Theorem 2, we can see that the estimator of Algorithm 3 achieves the fundamental statistical limit and is optimal for estimating the latent class labels. We have several remarks on Theorem 2. First, it is interesting to consider the regime when $J = o\left(\sqrt{\frac{N \log N}{K}}\right)$, since otherwise the signal-to-noise ratio condition would already implies exact recovery (perfect estimation of latent class labels with high probability) for spectral clustering, as shown in Theorem 2. Second, the sample splitting step is crucial in the current proof of Theorem 2 to decouple the dependence between $R_{i,j}$ and $\hat{\Theta}$ in (8). Alternatively, it may be possible in the future to show that the same theoretical guarantee holds for the original version of SOLA, i.e., Algorithm 2, by developing a leave-one-out analysis similar to that in Zhang and Zhou (2024). However, The analysis will be highly technical and much more involved than that in Zhang and Zhou (2024) and beyond the scope of our current focus. Last, although sample splitting simplifies theoretical analysis, it may not be necessary in practice; we use the original SOLA (Algorithm 2) for all numerical experiments and observe satisfactory empirical results.

Remark 1. *Our work is related to the Tensor-EM method introduced by Zeng et al. (2023), which also follows an initialization-and-refinement strategy. In the high level, both our method require moment-based methods in the initialization. However, there are two important distinctions. Zeng et al. (2023) employs a tensor decomposition that leverages higher-order moments and can be computationally intensive and unstable. In contrast, our spectral initialization exploits only the second moment of data (since SVD of the data matrix is equivalent to eigendecomposition of the Gram matrix), making it both simple and efficient. Second, The error rate established in Zeng et al. (2023) is of polynomial order, i.e., $O(J^{-1/2})$, whereas our SOLA achieves the statistically optimal exponential error rate with respect to I^* .*

As an extension of Theorem 2, we have a similar theoretical guarantee for the one-step CEM refinement proposed in Section 3.3, whose proof is given in Appendix B.4.

Corollary 1. *Suppose the conditions in Theorem 2 hold. Consider the output of Algorithm 3 with (16) replaced by (9) and sample splitting version of (10), we have*

$$\mathbb{E}\ell(\hat{\mathbf{s}}, \mathbf{s}^*) \leq \exp\left(-\frac{I^*}{2}(1 - o(1))\right).$$

Corollary 1 indicates that one-step CEM refinement achieves the same exponential error rate $\exp(-I^*/2)$ as Algorithm 3. There might be a gap between these two methods when Assumption 2 does not hold, which is an interesting future direction to consider.

4.4 Comparison of Spectral Clustering and SOLA

In this subsection, we compare the convergence rate of spectral clustering and SOLA under LCM. While spectral clustering is widely employed due to its computational efficiency and solid theoretical guarantees in general clustering settings, we demonstrate that SOLA attains minimax-optimal clustering error rates in LCMs that spectral clustering fails to achieve.

In view of Theorem 1, the minimax optimal clustering error rate for LCM is of order $\exp(-I^*/2)$. On the other hand, spectral clustering is shown to achieve the error rate scaling as $\exp(-\Delta^2/(8\bar{\sigma}^2))$ in Proposition 1. To understand the difference between these two quantities, we have the following result, whose proof can be found in Appendix B.5.

Proposition 3. *Assume that (a) $\min_{k_1 \neq k_2 \in [K]} |\Omega_0(k_1, k_2)| \gtrsim J$ where $\Omega_0(k_1, k_2) := \{j \in [J] : |\theta_{j,k_1} - \theta_{j,k_2}| = o(1)\}$, and (b) $\min_{k \in [K]} |\{j \in [J] : |\theta_{j,k} - 1/2| > c_0\}| \gtrsim J$ for some universal constant $c_0 > 0$. Then we have*

$$\exp\left(-\frac{I^*}{2}\right) \lesssim \exp\left(-\frac{\Delta^2}{8\bar{\sigma}^2}(1+c)\right),$$

for some universal constant $c > 0$.

A few comments are in order regarding Proposition 3. First, under the condition (a) and (b), the rate of spectral clustering becomes sub-optimal (in order) due to a loose constant in the exponent as the latent class separation $\Delta \rightarrow \infty$. Second, it is important to note that the mis-clustering error $\ell(\hat{\mathbf{s}}, \mathbf{s}^*)$ takes values in the finite set $\{0, 1/N, \dots, 1\}$ according to the definition (4). Given this, it is only meaningful to compare error rates when the exponent $\Delta^2/\bar{\sigma}^2$ (or I^*) does not exceed a constant factor of $\log N$, since otherwise exact clustering of all subjects is achieved with high probability. To see this, we use Markov inequality to get

$$\mathbb{P}(\ell(\hat{\mathbf{s}}, \mathbf{s}^*) \neq 0) = \mathbb{P}(\ell(\hat{\mathbf{s}}, \mathbf{s}^*) \geq 1/N) \leq N\mathbb{E}\ell(\hat{\mathbf{s}}, \mathbf{s}^*) \leq N \exp(-C \log N) \rightarrow 0,$$

for a constant $C > 1$. In view of this, the condition (a) helps us exclude the trivial case where $I^* \asymp \Delta^2 \asymp J$, which would only allow $J \lesssim \log N$. Third, the essential order difference occurs when most of $\theta_{j,k}$'s are bounded away from $1/2$. To see this, consider the scenario when $K = 2$, $\theta_{j,1} = 0.5$, and $\theta_{j,2} = 0.5 - \delta$ for some $\delta = o(1)$. Then we have $\Delta = \frac{1}{2}J\delta^2$ and $I^* = -J \log\left(\sqrt{\frac{1}{2}\left(\frac{1}{2} - \delta\right)} + \sqrt{\frac{1}{2}\left(\frac{1}{2} + \delta\right)}\right) = \frac{1}{2}J\delta^2(1 + o(1))$. This implies that without condition (b), the exponents Δ and I^* are of the same order, resulting in at most a constant-factor difference in clustering error for spectral clustering and SOLA. We also conduct numerical experiments in Section 5 to verify the necessity of (b).

4.5 Estimation of the Number of Latent Classes K

In practice, the true number of latent classes K may be unknown. To see how we can estimate K from data, recall that $\mathbf{R} = \mathbf{Z}\mathbf{\Theta}^\top + \mathbf{E}$. By Weyl's inequality and classical random-matrix theory (Vershynin, 2018), the singular values of \mathbf{R} satisfy

$$|\lambda_i(\mathbf{R}) - \lambda_i(\mathbf{Z}\mathbf{\Theta}^\top)| \leq \|\mathbf{E}\| = O_p\left(\sqrt{J} + \sqrt{N}\right), \quad i \in [N \wedge J]$$

Since $\mathbf{Z}\mathbf{\Theta}^\top$ has exactly K nonzero singular values $\lambda_1 \geq \dots \geq \lambda_K > 0$ and Proposition 2 shows that $\lambda_K \gtrsim \sqrt{\alpha B N J}$ under a common generative setting, the top K singular values of \mathbf{R} lie well above the noise level. Accordingly, we estimate K by counting how many singular values of \mathbf{R} exceed a threshold slightly above the noise level:

$$\hat{K} = \left| \left\{ i \in [N \wedge J] : \lambda_i(\mathbf{R}) > 2.01 \left(\sqrt{J} + \sqrt{N} \right) \right\} \right|. \quad (17)$$

Here the factor 2.01 ensures we count only those singular values contributed by the low-rank signal. We have the following lemma certifying the consistency of \hat{K} , whose proof is deferred to Appendix B.6.

Lemma 1. *Instate the assumptions of Proposition 1. For \hat{K} defined in (17), we have*

$$\mathbb{P}(\hat{K} = K) = 1 - o(1), \quad \text{as } N, J \rightarrow \infty.$$

This thresholding rule provides a formal analogue of the classical scree-plot method (Cattell, 1966; Zhang et al., 2020), and its proof shares a similar spirit of Theorem 2 in Zhang et al. (2020) but with a sharper characterization of the constant factor in the noise magnitude.

5 Numerical Experiments

5.1 Simulation Studies

We compare our proposed methods SOLA (Algorithm 2) and SOLA+ (Algorithm 2 with multiple steps refinement), with spectral method (Zhang and Zhou, 2024), EM (Linzer and Lewis, 2011), and Tensor-CEM (Zeng et al., 2023). Our evaluation focuses on three aspects: (a) clustering accuracy, (b) stability, and (c) computational efficiency. Throughout the simulations, we generate the true latent label $\{s_i^*\}_{i=1}^N$ independently uniformly from $[K]$ and set $K = 3$, $N = 2J$. The parameters $\theta_{j,k}$ are independently sampled from $\text{Beta}(\beta_1, \beta_2)$. We generate 200 independent replicates and report the average mis-clustering error and computation time, excluding any replicates in which the algorithm fails (Tensor-CEM and EM). Notably, our algorithm is numerically stable without any failures in all simulations.

Simulation 1: Accuracy for dense Θ close to $1/2$. In the first simulation, we set $(\beta_1, \beta_2) = (5, 5)$. Under these parameters, the entries of Θ tend to be close to 0.5. As shown in Figure 2, our proposed methods achieve lower mis-clustering errors compared to the alternative approaches. In this setting, the improvement of SOLA over the plain spectral clustering method is negligible, which is expected since $\theta_{j,k}$'s values near 0.5 reduce the additional gain from incorporating the likelihood information. This observation supports the necessity of having $\theta_{j,k}$'s well separated from 0.5 (see Proposition 4) to have likelihood-based refinement improve upon spectral clustering. It is also worth noting that Tensor-CEM performs poorly when both the number of items J and the sample size N are small, likely due to instability introduced by its tensor-based initialization step.

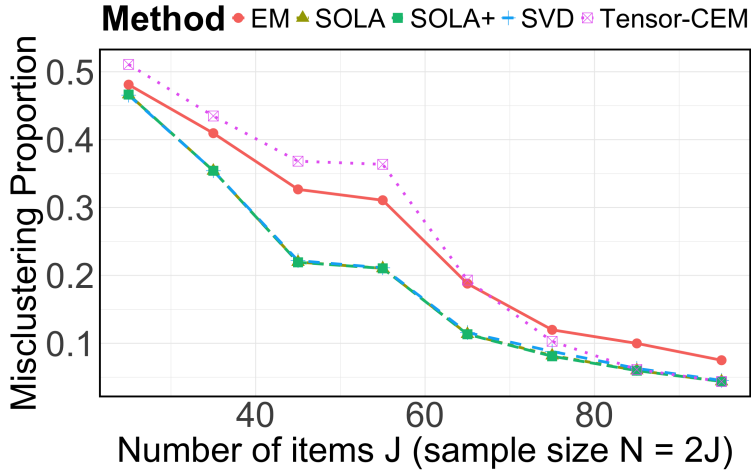


Figure 2: (Simulation 1) Mis-clustering proportions v.s. number of items J . Entries of Θ are independently generated from Beta(5, 5).

Simulation 2: Accuracy for sparse Θ In the second simulation, we choose $(\beta_1, \beta_2) = (1, 8)$, a sparse scenario where the $\theta_{j,k}$'s tend to be close to 0. Figure 3 illustrates that our proposed methods exhibit superior clustering accuracy when N and J are small, while maintaining competitive performance as these dimensions increase. In this sparse setting, the traditional EM algorithm performs the worst because $\theta_{j,k}$'s are near the boundary (close to 0), making it difficult for random initializations to converge to optimal solutions. Furthermore, the gap between spectral clustering and SOLA becomes more pronounced when the $\theta_{j,k}$'s are bounded away from 0.5.

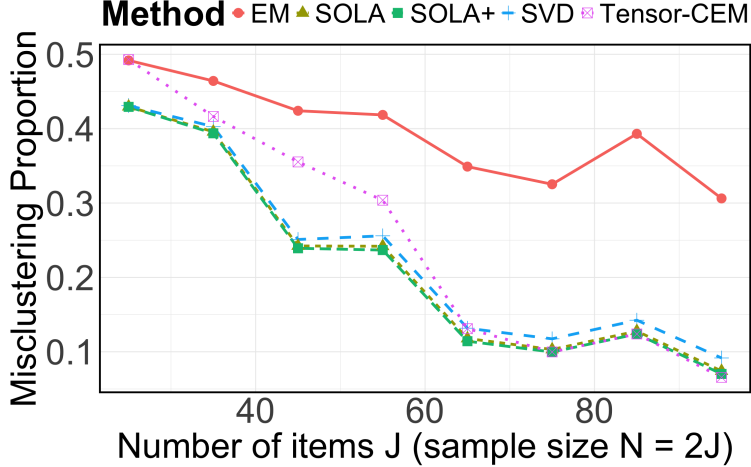


Figure 3: (Simulation 2) Mis-clustering proportions v.s. number of items J . Entries of Θ are independently generated from Beta(1, 8).

Simulation 3: Stability analysis We next assess the stability of the different methods under the sparse setting $(\beta_1, \beta_2) = (1, 8)$. In particular, we record a “failure” point if either (a) the estimated number of classes degenerates from the pre-specified K to a smaller value, or (b) the algorithm produces an error during execution. As shown in Figure 4, our proposed methods are robust across a wide range of N and J without any failures in any simulation trial. In particular, the failure rate for Tensor-CEM exceeds 15% for small N and J , likely due to its sensitive initialization, while the EM algorithm becomes increasingly unstable as the dimensions grow. These results underscore the robustness of our SOLA approaches.

Simulation 4: Computational efficiency Finally, we compare the computation time required by each method. In our experiments, the SVD step and our SOLA and SOLA+ algorithms are implemented in R. For the EM algorithm, we employ the popular poLCA package (Linzer and Lewis, 2011) in R, and for Tensor-CEM, we use the original Matlab code (Zeng et al., 2023) for tensor initialization combined with our R-based implementation of the CEM refinement. The total computation time for Tensor-CEM is the sum of the Matlab initialization and the R refinement stages. As reported in Table 1 and illustrated in Figure 5, our proposed methods are significantly faster than both the EM and Tensor-CEM approaches, with computation time comparable to that of SVD.

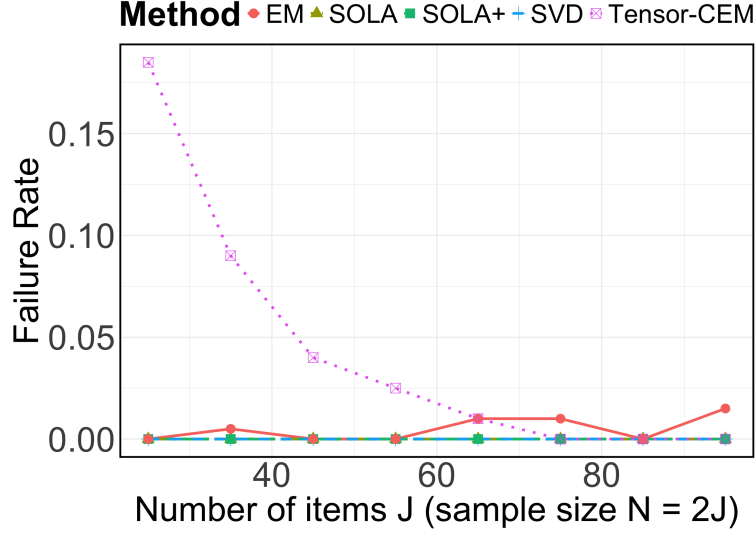


Figure 4: (Simulation 3) Failure rate versus the number of items J . Entries of Θ are independently generated from Beta(1, 8).

	SVD	SOLA	SOLA+	EM	Tensor-CEM
$J = 25$	4.15×10^{-4}	8.62×10^{-4}	4.19×10^{-3}	1.42×10^{-2}	5.12×10^{-1}
$J = 95$	2.33×10^{-3}	4.66×10^{-3}	2.51×10^{-2}	1.80×10^{-1}	6.95×10^{-1}

Table 1: (Simulation 4) Running time (seconds) of different methods.

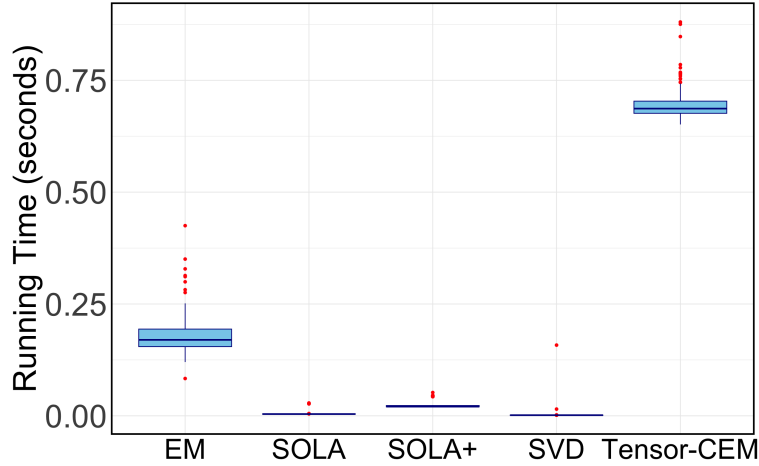


Figure 5: (Simulation 4) Running time (seconds) of different methods.

5.2 Real-data application

We further evaluate the performance of our methods on the United States 112th Senate Roll Call Votes data, which is publicly available at <https://legacy.voteview.com/senate112>.

	SVD	SOLA	SOLA+	EM	Tensor-CEM
Error	0.0212	0.0212	0.0212	0.117	0.0212
Time	0.00179	0.0344	0.0503	3.125	5.154

Table 2: Mis-clustering error and running time (seconds) of different methods on Senate Roll Call Votes data.

[htm](#). The dataset contains voting records for $J = 486$ roll calls by 102 U.S. senators. Following the preprocessing procedure in [Lyu et al. \(2025\)](#), we convert the response matrix to binary and remove senators who are neither Democrats nor Republicans, as well as those with more than 10% missing votes. This results in a final sample of $N = 94$ senators. For the remaining missing entries, we impute values by randomly assigning 0 or 1 with probability equal to the positive response rate observed from each senator’s non-missing votes.

We compare the performance of the methods considered in our simulation studies. Table 2 summarizes the mis-clustering error and computation time (in seconds) for each method. Interestingly, the SVD approach yields an error comparable to those obtained with SOLA and SOLA+, suggesting that the refinement step may be unnecessary for this dataset. This observation can be partially explained by our remark following Theorem 2: when the number of items J is substantially larger than the number of individuals N , spectral clustering alone can perform very well. In contrast, the traditional EM method exhibits significantly higher mis-clustering error, and EM and Tensor-CEM suffers from high computational cost in this large- J regime.

We also validate the performance of our method for estimating K on this real dataset. In particular, the threshold defined in (17) is $2.01 \times (\sqrt{486} + \sqrt{94}) \approx 63.8$. The first three largest singular values of \mathbf{R} are $\{148.1, 64.4, 16.6\}$, which leads to an estimated number of clusters $\hat{K} = 2$. Notably, this estimated value exactly matches the known number of clusters in the dataset (i.e., $K = 2$).

6 Discussion

In this work, we have proposed SOLA, a simple yet powerful two-stage algorithm, under binary-response latent class models. Our method efficiently exploits the low-rank structure of the response matrix and further leverage the likelihood information. We have proved that SOLA attains the optimal mis-clustering rate and achieves the fundamental statistical limit. We have also empirically demonstrated its superior accuracy, stability and speed compared to other methods.

Several interesting directions remain for future research. Many applications involve multivariate polytomous responses with more than two categories for each item. Extending SOLA to handle polytomous-response LCMs is an important future direction. It remains intriguing to investigate how to modify the algorithm accordingly and obtain similar theoretical guarantees. In addition, beyond estimation, practitioners often also want to conduct statistical inference on item parameters Θ . It is worth exploring that whether we can build on SOLA to develop an estimator of item parameters Θ together with confidence intervals.

Supplementary Material. The proofs of all theoretical results are included in the Supplementary Material.

Acknowledgement. This research is partially supported by the NSF Grant DMS-2210796.

A Supplementary Material

We present a general version of Proposition 3. To this end, we introduce some additional notation. For $\forall j \in [J]$ and $k_1 \neq k_2 \in [K]$, define $\Delta_{j,k_1,k_2}^2 := (\theta_{j,k_1} - \theta_{j,k_2})^2 / \left[8(\sigma_{\theta_{j,k_1}}^2 \vee \sigma_{\theta_{j,k_2}}^2) \right]$. We have the following result, whose proof can be found in Appendix B.5.

Proposition 4. *For any $k_1 \neq k_2 \in [K]$, define*

$$\tau_{k_1,k_2} := \frac{\sum_{j \in \Omega_0(k_1,k_2)} \Delta_{j,k_1,k_2}^2 \cdot \tau(\theta_{j,k_1})}{\sum_{j \in \Omega_0(k_1,k_2)} \Delta_{j,k_1,k_2}^2} (1 + \eta), \quad \tau(x) = \frac{1 - 2x}{2x(1 - x) \log((1 - x)/x)},$$

for some $\eta = o(1)$. Assume that (a) $\max_{k_1 \neq k_2 \in [K]} |\Omega_0^c(k_1, k_2)| = O(1)$ where $\Omega_0(k_1, k_2) := \{j \in [J] : |\theta_{j,k_1} - \theta_{j,k_2}| = o(1)\}$, then we have

$$\exp\left(-\frac{I^*}{2}\right) \lesssim \exp\left(-\frac{\Delta^2}{8\sigma^2}(1 + \tau)\right),$$

where $\tau := \min_{k_1 \neq k_2 \in [K]} \tau_{k_1, k_2}$. Furthermore, if (b) $\min_{k \in [K]} |\{j \in [J] : |\theta_{j,k} - 1/2| > c_0\}| \gtrsim J$ for some universal constant $c_0 > 0$, then we have $\tau > c_\tau$ for some universal constant $c_\tau > 0$.

B Proofs of Main Results

B.1 Proof of Theorem 1

The proof can be adapted from Theorem S.4 in [Lyu et al. \(2025\)](#) by fixing the individual degree parameters therein to be all 1's. We only sketch essential modifications here. Let

$$\mathcal{P}_\Theta := \left\{ \tilde{\Theta} : \tilde{\theta}_{j,k} \in [c_\theta, C_\theta], j \in [J], k \in [K], \max_{j \in [J]} \max_{k \neq k'} |\tilde{\theta}_{j,k} - \tilde{\theta}_{j,k'}| = o(1) \right\}.$$

Following the construction of \mathcal{V}^* the proof of Theorem S.4 in [Lyu et al. \(2025\)](#), it suffices to consider the following space

$$\bar{\mathcal{P}}_K(\mathbf{s}, \Theta) := \{\bar{\mathbf{R}} : \bar{R}_{i,j} = \theta_{j,s_i}, \mathbf{s} \in \mathcal{V}^*, \Theta \in \mathcal{P}_\Theta\}.$$

Then we can follow the proof of Theorem S.4 in [Lyu et al. \(2025\)](#). Notice that in the proof of Lemma S.2, the argument therein still holds by allowing $p_{1,j} \asymp p_{2,j} \asymp 1$ and $|p_{1,j} - p_{2,j}| = o(p_{1,j})$. We can then get the desired result by directly applying the modified Lemma S.2 without further lower bounding it.

B.2 Proof of Theorem 2

Initialization We start with investigating the performance of $\widehat{\theta}_{j,k}^{(m)}$'s. To this end, for any $\rho = o(1)$ we define the event

$$\mathcal{E}_{\rho,m} := \left\{ \min_{\pi \in \mathfrak{G}_K} \max_{j \in [J], k \in [K]} \left| \widehat{\theta}_{j,k}^{(m)} - \theta_{j,\pi(k)} \right| \leq \rho I^*/J \right\}. \quad (18)$$

The following lemma indicates that (18) holds with high probability, whose proof is deferred to Appendix C.1.

Lemma 2. *There exists some absolute constant $c_0 \in (0, 1)$ such that $\mathbb{P}(\mathcal{E}_{\rho, m}) \geq 1 - \exp(-(1 - c_0) \Delta^2 / (8\bar{\sigma}^2))$ for $m \in [2]$ with $\rho = o(1/K)$.*

One-step refinement In the following, we will derive the clustering error for $i \in \mathcal{S}_1$. Fix any $k \in [K] \setminus \{s_i^*\}$. Without loss of generality, we assume $\pi = \text{Id}$ (identity map with $\pi(k) = k$ for all k) in (18) as otherwise we can replace $\theta_{j,k}$ with $\theta_{j,\pi(k)}$ and θ_{j,s_i^*} with $\theta_{j,\pi(s_i^*)}$ in the following derivation. By definition we have

$$\begin{aligned}
\mathbb{I}(\hat{s}_i = k) &\leq \mathbb{I}\left(\sum_{j \in [J]} R_{i,j} \log \frac{\hat{\theta}_{j,k}^{(2)} (1 - \hat{\theta}_{j,s_i^*}^{(2)})}{\hat{\theta}_{j,s_i^*}^{(2)} (1 - \hat{\theta}_{j,k}^{(2)})} \geq \sum_{j \in [J]} \log \frac{1 - \hat{\theta}_{j,s_i^*}^{(2)}}{1 - \hat{\theta}_{j,k}^{(2)}}\right) \\
&\leq \mathbb{I}\left(\sum_{j \in [J]} R_{i,j} \log \frac{\theta_{j,k} (1 - \theta_{j,s_i^*})}{\theta_{j,s_i^*} (1 - \theta_{j,k})} \geq \sum_{j \in [J]} \log \frac{1 - \theta_{j,s_i^*}}{1 - \theta_{j,k}} - \delta I^*\right) \\
&\quad + \mathbb{I}\left(\sum_{j \in [J]} R_{i,j} \left(\log \frac{\hat{\theta}_{j,k}^{(2)} (1 - \hat{\theta}_{j,s_i^*}^{(2)})}{\hat{\theta}_{j,s_i^*}^{(2)} (1 - \hat{\theta}_{j,k}^{(2)})} - \log \frac{\theta_{j,k} (1 - \theta_{j,s_i^*})}{\theta_{j,s_i^*} (1 - \theta_{j,k})}\right)\right) \\
&\geq \sum_{j \in [J]} \left(\log \frac{1 - \hat{\theta}_{j,s_i^*}^{(2)}}{1 - \hat{\theta}_{j,k}^{(2)}} - \log \frac{1 - \theta_{j,s_i^*}}{1 - \theta_{j,k}}\right) + \delta I^*, \tag{19}
\end{aligned}$$

where $\delta = o(1)$ is some sequence to be determined later. We start with bounding the first term in (19). By Chernoff bound, we obtain that

$$\begin{aligned}
&\mathbb{P}\left(\sum_{j \in [J]} R_{i,j} \log \frac{\theta_{j,k} (1 - \theta_{j,s_i^*})}{\theta_{j,s_i^*} (1 - \theta_{j,k})} \geq \sum_{j \in [J]} \log \frac{1 - \theta_{j,s_i^*}}{1 - \theta_{j,k}} - \delta I^*\right) \\
&\leq \exp\left(-\sum_{j \in [J]} \log \sqrt{\frac{1 - \theta_{j,s_i^*}}{1 - \theta_{j,k}}} + \frac{\delta I^*}{2}\right) \prod_{j=1}^J \left(\sqrt{\theta_{j,s_i^*} \theta_{j,k}} \sqrt{\frac{1 - \theta_{j,s_i^*}}{1 - \theta_{j,k}}} + 1 - \theta_{j,s_i^*}\right) \\
&\leq \exp\left(\frac{\delta I^*}{2}\right) \exp\left(-\frac{I^*}{2}\right) = \exp\left(-\frac{I^*}{2} (1 - \delta)\right). \tag{20}
\end{aligned}$$

Using this, we can bound the second term in (19) as

$$\begin{aligned}
&\mathbb{I}\left(\sum_{j \in [J]} R_{i,j} \left(\log \frac{\hat{\theta}_{j,k}^{(2)} (1 - \hat{\theta}_{j,s_i^*}^{(2)})}{\hat{\theta}_{j,s_i^*}^{(2)} (1 - \hat{\theta}_{j,k}^{(2)})} - \log \frac{\theta_{j,k} (1 - \theta_{j,s_i^*})}{\theta_{j,s_i^*} (1 - \theta_{j,k})}\right) \geq \sum_{j \in [J]} \left(\log \frac{1 - \hat{\theta}_{j,s_i^*}^{(2)}}{1 - \hat{\theta}_{j,k}^{(2)}} - \log \frac{1 - \theta_{j,s_i^*}}{1 - \theta_{j,k}}\right) + \delta I^*\right) \\
&\leq \mathbb{I}\left(\sum_{j \in [J]} R_{i,j} \log \frac{\hat{\theta}_{j,k}^{(2)}}{\theta_{j,k}} > \frac{\delta}{4} I^*\right) + \mathbb{I}\left(\sum_{j \in [J]} R_{i,j} \log \frac{\theta_{j,s_i^*}}{\hat{\theta}_{j,s_i^*}^{(2)}} > \frac{\delta}{4} I^*\right)
\end{aligned}$$

$$+ \mathbb{I} \left(\sum_{j \in [J]} (R_{i,j} - 1) \log \frac{1 - \widehat{\theta}_{j,s_i^*}^{(2)}}{1 - \theta_{j,s_i^*}} > \frac{\delta}{4} I^* \right) + \mathbb{I} \left(\sum_{j \in [J]} (R_{i,j} - 1) \log \frac{1 - \theta_{j,k}}{1 - \widehat{\theta}_{j,k}^{(2)}} > \frac{\delta}{4} I^* \right). \quad (21)$$

For the first term in (21), we proceed by noticing that

$$\begin{aligned} & \mathbb{I} \left(\sum_{j \in [J]} R_{i,j} \log \frac{\widehat{\theta}_{j,k}^{(2)}}{\theta_{j,k}} > \frac{\delta}{4} I^* \right) \\ & \leq \mathbb{I} \left(\sum_{j \in [J]} R_{i,j} \log \frac{\widehat{\theta}_{j,k}^{(2)}}{\theta_{j,k}} \mathbb{I}(\mathcal{E}_{\rho,2}) > \frac{\delta}{8} I^* \right) + \mathbb{I} \left(\sum_{j \in [J]} R_{i,j} \log \frac{\widehat{\theta}_{j,k}^{(2)}}{\theta_{j,k}} \mathbb{I}(\mathcal{E}_{\rho,2}^c) > \frac{\delta}{8} I^* \right). \end{aligned} \quad (22)$$

Let $\delta = \rho^\epsilon$ for $\epsilon \in (0, 1)$ and $\lambda = c\rho^{-\epsilon}$ for some constant $c > 0$ depending only on c_θ and C_θ , then by Chernoff bound on the first term of (22) we obtain that

$$\begin{aligned} & \mathbb{P} \left(\sum_{j \in [J]} R_{i,j} \log \frac{\widehat{\theta}_{j,k}^{(2)}}{\theta_{j,k}} \mathbb{I}(\mathcal{E}_{\rho,2}) > \frac{\delta}{8} I^* \right) \stackrel{(a)}{\leq} \mathbb{P} \left(\sum_{j \in [J]} R_{i,j} \frac{\rho I^*}{J} > \frac{c_\theta \delta}{8} I^* \right) \\ & \leq \exp \left(-\lambda \frac{c_\theta \delta}{8} I^* \right) \prod_{j=1}^J \mathbb{E} \exp \left(\lambda R_{i,j} \frac{\rho I^*}{J} \right) \stackrel{(b)}{\leq} \exp \left(-\lambda \frac{c_\theta \delta}{8} I^* \right) \prod_{j=1}^J \left(1 + 2\lambda \theta_{i,j} \frac{\rho I^*}{J} \right) \\ & \leq \exp \left(-\lambda \frac{c_\theta \delta}{8} I^* \right) \exp(\rho \cdot 2C_\theta I^*) \stackrel{(c)}{\leq} \exp \left(-\frac{I^*}{2} \right), \end{aligned}$$

where (a) holds due to (18) and $\log(1+x) \leq x$ for $x > -1$, (b) holds due to $e^x - 1 \leq 2x$ for $0 < x < 1$ and the fact that $\lambda \rho I^*/J \lesssim \rho^{1-\epsilon} \Delta^2/J = o(1)$, and (c) holds due to the choice of $\lambda = c\rho^{-\epsilon}$. For the second term of (22), by the independence between $\widehat{\theta}_{j,k}^{(2)}$ and $\{R_{i,j}, j \in [J]\}$ we get

$$\begin{aligned} & \mathbb{P} \left(\sum_{j \in [J]} R_{i,j} \log \frac{\widehat{\theta}_{j,k}^{(2)}}{\theta_{j,k}} \mathbb{I}(\mathcal{E}_{\rho,2}^c) > \frac{\delta}{8} I^* \right) \leq \exp \left(-\lambda \frac{\delta}{8} I^* \right) \prod_{j=1}^J \mathbb{E} \exp \left(\lambda R_{i,j} \log \frac{\widehat{\theta}_{j,k}^{(2)}}{\theta_{j,k}} \mathbb{I}(\mathcal{E}_{\rho,2}^c) \right) \\ & \leq \exp \left(-\lambda \frac{\delta}{8} I^* \right) \prod_{j=1}^J \left[1 + \theta_{j,k} \left(\mathbb{E} \exp \left(\lambda \log \frac{\widehat{\theta}_{j,k}^{(2)}}{\theta_{j,k}} \mathbb{I}(\mathcal{E}_{\rho,2}^c) \right) - 1 \right) \right]. \end{aligned}$$

To bound the above term, notice that

$$\mathbb{E} \left(\exp \left(\lambda \log \frac{\widehat{\theta}_{j,k}^{(2)}}{\theta_{j,k}} \mathbb{I}(\mathcal{E}_{\rho,2}^c) \right) - 1 \right) \leq \left(\exp \left(\lambda \log \frac{1}{c_\theta} \right) - 1 \right) \mathbb{P}(\mathcal{E}_{\rho,2}^c) \leq \exp \left(\lambda \log \frac{1}{c_\theta} - \frac{\Delta^2}{16\bar{\sigma}^2} \right),$$

Since we can always choose $\rho \rightarrow 0$ sufficiently slow such that

$$\lambda \log \frac{1}{c_\theta} \lesssim \frac{1}{\rho^\epsilon} \lesssim \frac{\Delta^2}{\bar{\sigma}^2} \asymp I^*,$$

we can conclude that

$$\begin{aligned} \mathbb{P} \left(\sum_{j \in [J]} R_{i,j} \log \frac{\widehat{\theta}_{j,k}^{(2)}}{\theta_{j,k}} \mathbb{I}(\mathcal{E}_{\rho,2}^c) > \frac{\delta}{8} I^* \right) &\leq \exp \left(-\lambda \frac{\delta}{8} I^* \right) \prod_{j=1}^J [1 + \theta_{j,k} \exp(-cI^*)] \\ &\leq \exp \left(-\lambda \frac{\delta}{8} I^* \right) \left(1 + \frac{C_\theta}{\exp(cI^*)} \right)^J \leq \exp \left(-\frac{I^*}{2} \right). \end{aligned}$$

where the last inequality due to the fact that $(1 + C_\theta \exp(-cI^*))^J = O(1)$ provided that $\exp(cI^*) \geq J$. We thereby arrive at

$$\mathbb{P} \left(\sum_{j \in [J]} R_{i,j} \log \frac{\widehat{\theta}_{j,k}^{(2)}}{\theta_{j,k}} > \frac{\delta}{4} I^* \right) \leq 2 \exp \left(-\frac{I^*}{2} \right). \quad (23)$$

The second term in (21) can be bounded in the same fashion. For the third term in (21), we have

$$\begin{aligned} &\mathbb{I} \left(\sum_{j \in [J]} (R_{i,j} - 1) \log \frac{1 - \widehat{\theta}_{j,s_i^*}^{(2)}}{1 - \theta_{j,s_i^*}} > \frac{\delta}{4} I^* \right) \\ &\leq \mathbb{I} \left(\sum_{j \in [J]} (R_{i,j} - 1) \log \frac{1 - \widehat{\theta}_{j,s_i^*}^{(2)}}{1 - \theta_{j,s_i^*}} \mathbb{I}(\mathcal{E}_{\rho,2}) > \frac{\delta}{8} I^* \right) + \mathbb{I} \left(\sum_{j \in [J]} (R_{i,j} - 1) \log \frac{1 - \widehat{\theta}_{j,s_i^*}^{(2)}}{1 - \theta_{j,s_i^*}} \mathbb{I}(\mathcal{E}_{\rho,2}^c) > \frac{\delta}{8} I^* \right). \end{aligned}$$

Similarly, we can bound the expectation of the first term in the above equation as

$$\begin{aligned} &\mathbb{P} \left(\sum_{j \in [J]} (R_{i,j} - 1) \log \frac{1 - \widehat{\theta}_{j,s_i^*}^{(2)}}{1 - \theta_{j,s_i^*}} \mathbb{I}(\mathcal{E}_{\rho,2}) > \frac{\delta}{8} I^* \right) \\ &\leq \exp \left(-\lambda \frac{(1 - C_\theta) \delta}{8} I^* \right) \prod_{j=1}^J \mathbb{E} \exp \left(\lambda (R_{i,j} - 1) \frac{\rho I^*}{J} \right) \\ &\stackrel{(a)}{\leq} \exp \left(-\lambda \frac{(1 - C_\theta) \delta}{8} I^* \right) \prod_{j=1}^J \left(1 + \frac{C_\theta \rho I^*}{2J} \right) \\ &\leq \exp \left(-\lambda \frac{(1 - C_\theta) \delta}{8} I^* \right) \exp \left(\rho \cdot \frac{C_\theta I^*}{2} \right) \leq \exp \left(-\frac{I^*}{2} \right), \end{aligned}$$

where (a) holds due to $e^{-x} \leq 1 - x/2$ for $x \in [0, 1]$. Similarly we have that

$$\begin{aligned} &\mathbb{P} \left(\sum_{j \in [J]} (R_{i,j} - 1) \log \frac{1 - \widehat{\theta}_{j,s_i^*}^{(2)}}{1 - \theta_{j,s_i^*}} \mathbb{I}(\mathcal{E}_{\rho,2}^c) > \frac{\delta}{8} I^* \right) \\ &\leq \exp \left(-\lambda \frac{\delta}{8} I^* \right) \prod_{j=1}^J \left[\theta_{j,s_i^*} + (1 - \theta_{j,s_i^*}) \mathbb{E} \exp \left(\lambda \log \frac{1 - \widehat{\theta}_{j,s_i^*}^{(2)}}{1 - \theta_{j,s_i^*}} \mathbb{I}(\mathcal{E}_{\rho,2}^c) \right) \right] \end{aligned}$$

$$\begin{aligned}
&\leq \exp\left(-\lambda \frac{\delta}{8} I^*\right) \prod_{j=1}^J \left[\theta_{j,s_i^*} + (1 - \theta_{j,s_i^*}) \exp\left(\lambda \log \frac{1}{1 - C_\theta}\right) \mathbb{P}(\mathcal{E}_{\rho,2}^c) \right] \\
&\leq \exp\left(-\lambda \frac{\delta}{8} I^*\right) \prod_{j=1}^J [\theta_{j,s_i^*} + (1 - \theta_{j,s_i^*}) \exp(-cI^*)] \\
&\leq \exp\left(-\lambda \frac{\delta}{8} I^*\right) C_\theta^J \left(1 + \frac{1}{c_\theta \exp(cI^*)}\right)^J \leq \exp\left(-\frac{I^*}{2}\right).
\end{aligned}$$

provided that $\exp(cI^*) \geq J$. We thus get that

$$\mathbb{P}\left(\sum_{j \in [J]} (R_{i,j} - 1) \log \frac{1 - \widehat{\theta}_{j,s_i^*}^{(2)}}{1 - \theta_{j,s_i^*}} > \frac{\delta}{4} I^*\right) \leq 2 \exp\left(-\frac{I^*}{2}\right). \quad (24)$$

The last term in (21) can be bounded in the same fashion. By (19), (20) (21), (23) and (24), we thereby arrive at

$$\mathbb{P}(\widehat{s}_i = k) \leq \exp\left(-\frac{I^*}{2} (1 - \rho^\epsilon)\right) + 8 \exp\left(-\frac{I^*}{2}\right) \leq \exp\left(-\frac{I^*}{2} (1 - o(1))\right).$$

We thus conclude that

$$\frac{1}{|\mathcal{S}_1|} \mathbb{E} \sum_{i \in \mathcal{S}_1} \mathbb{I}(\widehat{s}_i \neq s_i^*) \leq \exp\left(-\frac{I^*}{2} (1 - o(1))\right).$$

The proof for the case $i \in \mathcal{S}_2$ can be conducted in the same fashion. We can conclude that

$$\frac{1}{|\mathcal{S}_2|} \mathbb{E} \sum_{i \in \mathcal{S}_2} \mathbb{I}(\widehat{s}_i \neq \pi_0(s_i^*)) \leq \exp\left(-\frac{I^*}{2} (1 - o(1))\right).$$

for some $\pi_0 \in \mathfrak{G}_K$.

Label Alignment We then proceed with the proof for label alignment. Recall that without loss of generality we have assumed that $\ell(\widetilde{\mathbf{s}}^{(1)}, \mathbf{s}_{\mathcal{S}_1}^*) = \ell_0(\widetilde{\mathbf{s}}^{(1)}, \mathbf{s}_{\mathcal{S}_1}^*)$ and $\ell(\widetilde{\mathbf{s}}^{(2)}, \mathbf{s}_{\mathcal{S}_2}^*) = \ell_0(\widetilde{\mathbf{s}}^{(2)}, \pi_0(\mathbf{s}_{\mathcal{S}_2}^*))$ for some $\pi_0 \in \mathfrak{G}_K$. Notice that

$$\ell_0(\widehat{\mathbf{s}}_{\mathcal{S}_2}, \mathbf{s}_{\mathcal{S}_2}^*) = \ell_0(\widehat{\pi}(\widehat{\mathbf{s}}^{(2)}), \mathbf{s}_{\mathcal{S}_2}^*) = \ell_0(\widehat{\mathbf{s}}^{(2)}, \widehat{\pi}^{-1}(\mathbf{s}_{\mathcal{S}_2}^*))$$

It suffices to show that $\widehat{\pi} = \pi_0^{-1}$, then we have

$$\mathbb{E} \ell_0(\widehat{\mathbf{s}}^{(2)}, \widehat{\pi}^{-1}(\mathbf{s}_{\mathcal{S}_2}^*)) = \mathbb{E} \ell_0(\widehat{\mathbf{s}}^{(2)}, \pi_0(\mathbf{s}_{\mathcal{S}_2}^*)) \leq \exp\left(-\frac{I^*}{2} (1 - o(1))\right),$$

as desired. By definition, we have

$$\begin{aligned} \left\| \widehat{\Theta}^{(1)} - \widehat{\Theta}^{(2)} \mathbf{G}_{\pi_0^{-1}} \right\|_{\mathbf{F}}^2 &= \sum_{j \in [J]} \sum_{k \in [K]} \left| \widehat{\theta}_{j,k}^{(1)} - \widehat{\theta}_{j,\pi_0^{-1}(k)}^{(2)} \right|^2 \\ &\leq \sum_{j \in [J]} \sum_{k \in [K]} \left| \widehat{\theta}_{j,k}^{(1)} - \theta_{j,k} \right|^2 + \sum_{j \in [J]} \sum_{k \in [K]} \left| \widehat{\theta}_{j,\pi_0^{-1}(k)}^{(2)} - \theta_{j,k} \right|^2 \leq 2\rho K I^* \end{aligned}$$

On the other hand, for any $\pi \in \mathfrak{G}_K$ and $\pi \neq \pi_0^{-1}$ we have

$$\begin{aligned} \left\| \widehat{\Theta}^{(1)} - \widehat{\Theta}^{(2)} \mathbf{G}_{\pi} \right\|_{\mathbf{F}}^2 &= \sum_{j \in [J]} \sum_{k \in [K]} \left| \widehat{\theta}_{j,k}^{(1)} - \widehat{\theta}_{j,\pi(k)}^{(2)} \right|^2 \\ &\geq \sum_{j \in [J]} \sum_{k \in [K]} \left| \widehat{\theta}_{j,\pi(k)}^{(2)} - \theta_{j,k} \right|^2 - \rho K I^* \end{aligned}$$

It suffices to show that $\sum_{j \in [J]} \sum_{k \in [K]} \left| \widehat{\theta}_{j,\pi(k)}^{(2)} - \theta_{j,k} \right|^2 > 4\rho K I^*$. Observe that

$$\begin{aligned} \left| \widehat{\theta}_{j,\pi(k)}^{(2)} - \theta_{j,k} \right| &= \left| \widehat{\theta}_{j,\pi(k)}^{(2)} - \theta_{j,\pi \circ \pi_0(k)} + \theta_{j,\pi \circ \pi_0(k)} - \theta_{j,k} \right| \\ &\geq \left| \theta_{j,\pi \circ \pi_0(k)} - \theta_{j,k} \right| - \left| \widehat{\theta}_{j,\pi(k)}^{(2)} - \theta_{j,\pi \circ \pi_0(k)} \right|. \end{aligned}$$

Notice that $\left| \widehat{\theta}_{j,\pi(k)}^{(2)} - \theta_{j,\pi \circ \pi_0(k)} \right| = \left| \widehat{\theta}_{j,k}^{(2)} - \theta_{j,\pi_0(k)} \right| \leq \rho I^*/J$, we have

$$\begin{aligned} &\sum_{j=1}^J \sum_{k=1}^K \left(\widehat{\theta}_{j,\pi(k)}^{(2)} - \theta_{j,k} \right)^2 \\ &\geq \sum_{j=1}^J \sum_{k=1}^K \left(\theta_{j,\pi \circ \pi_0(k)} - \theta_{j,k} \right)^2 - 2 \sum_{j=1}^J \sum_{k=1}^K \left| \theta_{j,\pi \circ \pi_0(k)} - \theta_{j,k} \right| \left| \widehat{\theta}_{j,\pi(k)}^{(2)} - \theta_{j,\pi \circ \pi_0(k)} \right| \\ &\geq \sum_{j=1}^J \sum_{k=1}^K \left(\theta_{j,\pi \circ \pi_0(k)} - \theta_{j,k} \right)^2 - \frac{2\rho I^*}{J} \sum_{j=1}^J \sum_{k=1}^K \left| \theta_{j,\pi \circ \pi_0(k)} - \theta_{j,k} \right| \\ &\geq \left(\sum_{k=1}^K \mathbb{I}(\pi \circ \pi_0(k) \neq k) \right) (\Delta^2 - 4C_{\theta} \rho I^*) \geq \Delta^2 \end{aligned}$$

where the last inequality holds due to the fact that $\pi \neq \pi_0^{-1}$, $\Delta^2 \asymp I^* \rightarrow \infty$ and $\rho = o(1)$.

The proof is thus completed by using $\rho = o(1/K)$.

B.3 Proof of Proposition 2

Notice that $\lambda_K \geq \lambda_K(\mathbf{Z}) \lambda_K(\Theta)$. To get a lower bound for λ_K , it suffices to obtain lower bounds for $\lambda_K(\mathbf{Z})$ and $\lambda_K(\Theta)$. First note that

$$\mathbf{Z}^{\top} \mathbf{Z} = \text{diag}(|\{i : s_i^* = 1\}|, \dots, |\{i : s_i^* = K\}|).$$

We thus obtain $\lambda_K(\mathbf{Z}) \geq \sqrt{\alpha N/K}$. On the other hand, by Proposition 2 in [Lyu et al. \(2025\)](#) we obtain that for any $\delta \in (0, 1)$,

$$\mathbb{P}(\lambda_K(\boldsymbol{\Theta}^\top \boldsymbol{\Theta}) \geq (1 - \delta) BJK) \leq K \left(e^{-\delta^2 B^2 J/16} + e^{-3\delta B J/8} \right).$$

Denote the above event as \mathcal{E}_θ , under which we arrive at $\lambda_K(\boldsymbol{\Theta}) \geq (1 - \delta/2) \sqrt{BJK}$.

To obtain an lower bound for Δ , it suffices to use Lemma S.1 in [Lyu et al. \(2025\)](#) to get $\Delta \geq \sqrt{2} \lambda_K(\boldsymbol{\Theta})$. We get the desired result by setting $\delta = 1/2$.

B.4 Proof of Corollary 1

The proof follows the same argument as that of Theorem 2. We only sketch the modifications here. Without loss of generality, we only consider sample data points in \mathcal{S}_1 . First note that by Proposition 3.1 in [Zhang and Zhou \(2024\)](#), we have $\ell(\tilde{\mathbf{s}}^{(2)}, \mathbf{s}_{\mathcal{S}_2}^*) = o(1)$ with probability at least $1 - O(e^{-N \vee J})$. Hence we get that

$$\log \left(\frac{\hat{p}_k}{\hat{\pi}_{s_i^*}} \right) = \log \left(\frac{\hat{p}_k}{p_k} \right) + \log \left(\frac{\pi_{s_i^*}}{\hat{\pi}_{s_i^*}} \right) + \log \left(\frac{p_k}{\pi_{s_i^*}} \right) \lesssim \log \left(\frac{1}{\alpha} \right) = o(I),$$

with probability at least $1 - O(e^{-N \vee J})$, where we've used Assumption 2. This indicates that the impact of this additional term is ignorable, i.e.,

$$\mathbb{P} \left(\log \left(\frac{\hat{p}_k}{\hat{\pi}_{s_i^*}} \right) > c\delta I^* \right) \leq O(e^{-N \vee J}),$$

for some universal constant $c > 0$. The remaining proof follows from that of Theorem 2 line by line.

B.5 Proof of Proposition 4

Specifically, we fix $j \in \Omega_0(k_1, k_2)$ and $k_1 \neq k_2 \in [K]$ in the following analysis. Note that

$$\begin{aligned} & -2 \log \left(\sqrt{\theta_{j,k_1} \theta_{j,k_2}} + \sqrt{(1 - \theta_{j,k_1})(1 - \theta_{j,k_2})} \right) \\ &= -\log \left(1 - \left(\sqrt{\theta_{j,k_1}} - \sqrt{\theta_{j,k_2}} \right)^2 - 2\sqrt{\theta_{j,k_1} \theta_{j,k_2}} \left(1 - \sqrt{\theta_{j,k_1} \theta_{j,k_2}} - \sqrt{(1 - \theta_{j,k_1})(1 - \theta_{j,k_2})} \right) \right) \\ &\geq \left(\sqrt{\theta_{j,k_1}} - \sqrt{\theta_{j,k_2}} \right)^2 + 2\sqrt{\theta_{j,k_1} \theta_{j,k_2}} \left(1 - \sqrt{\theta_{j,k_1} \theta_{j,k_2}} - \sqrt{(1 - \theta_{j,k_1})(1 - \theta_{j,k_2})} \right) \end{aligned}$$

When $\theta_{j,k_1} + \theta_{j,k_2} \leq 1$, we have

$$\begin{aligned}
1 - \sqrt{\theta_{j,k_1}\theta_{j,k_2}} - \sqrt{(1-\theta_{j,k_1})(1-\theta_{j,k_2})} &= \frac{(1 - \sqrt{\theta_{j,k_1}\theta_{j,k_2}})^2 - (1-\theta_{j,k_1})(1-\theta_{j,k_2})}{1 - \sqrt{\theta_{j,k_1}\theta_{j,k_2}} + \sqrt{(1-\theta_{j,k_1})(1-\theta_{j,k_2})}} \\
&= \frac{(\sqrt{\theta_{j,k_1}} - \sqrt{\theta_{j,k_2}})^2}{1 - \sqrt{\theta_{j,k_1}\theta_{j,k_2}} + \sqrt{\theta_{j,k_1}\theta_{j,k_2}} + 1 - \theta_{j,k_1} - \theta_{j,k_2}} \\
&= C_{\theta_{j,k_1}, \theta_{j,k_2}} \left(\sqrt{\theta_{j,k_1}} - \sqrt{\theta_{j,k_2}} \right)^2
\end{aligned}$$

When $\theta_{j,k_2} + \theta_{j,k_1} > 1$, we have that

$$\begin{aligned}
1 - \sqrt{\theta_{j,k_1}\theta_{j,k_2}} - \sqrt{(1-\theta_{j,k_1})(1-\theta_{j,k_2})} &= \frac{\left(1 - \sqrt{(1-\theta_{j,k_1})(1-\theta_{j,k_2})}\right)^2 - \theta_{j,k_1}\theta_{j,k_2}}{1 - \sqrt{(1-\theta_{j,k_1})(1-\theta_{j,k_2})} + \sqrt{\theta_{j,k_1}\theta_{j,k_2}}} \\
&= \frac{(\sqrt{1-\theta_{j,k_1}} - \sqrt{1-\theta_{j,k_2}})^2}{1 + \sqrt{\theta_{j,k_1}\theta_{j,k_2}} - \sqrt{\theta_{j,k_1}\theta_{j,k_2}} - (\theta_{j,k_1} + \theta_{j,k_2} - 1)} \\
&= C_{\theta_{j,k_1}, \theta_{j,k_2}} \left(\sqrt{1-\theta_{j,k_1}} - \sqrt{1-\theta_{j,k_2}} \right)^2.
\end{aligned}$$

Here for any $\theta_1, \theta_2 \in [0, 1]$ we define

$$C_{\theta_1, \theta_2} := \begin{cases} (1 - \sqrt{\theta_1\theta_2} + \sqrt{\theta_1\theta_2 + 1 - \theta_1 - \theta_2})^{-1}, & \theta_1 + \theta_2 \leq 1 \\ (1 + \sqrt{\theta_1\theta_2} - \sqrt{\theta_1\theta_2 - (\theta_1 + \theta_2 - 1)})^{-1}, & \theta_1 + \theta_2 > 1 \end{cases}.$$

In addition, let $\bar{C}_{\theta_1, \theta_2} := 2C_{\theta_1, \theta_2}\sqrt{\theta_1\theta_2}$. Hence we conclude that

$$-2 \log \left(\sqrt{\theta_{j,k_1}\theta_{j,k_2}} + \sqrt{(1-\theta_{j,k_1})(1-\theta_{j,k_2})} \right) \geq \left(1 + \bar{C}_{\theta_{j,k_1}, \theta_{j,k_2}} \right) D_2(\theta_{j,k_1}, \theta_{j,k_2}).$$

where for any $\theta_1, \theta_2 \in [0, 1]$, we define

$$D_2(\theta_1, \theta_2) := \begin{cases} (\sqrt{\theta_1} - \sqrt{\theta_2})^2, & \theta_1 + \theta_2 \leq 1 \\ (\sqrt{1-\theta_1} - \sqrt{1-\theta_2})^2, & \theta_1 + \theta_2 > 1 \end{cases}.$$

By the definition of $\Omega_0(k_1, k_2)$, we have either (i) $\theta_{j,k_1} \vee \theta_{j,k_2} < 1/2$ and $\theta_{j,k_1} + \theta_{j,k_2} \leq 1$, or (ii) $\theta_{j,k_1} \wedge \theta_{j,k_2} > 1/2$ and $\theta_{j,k_1} + \theta_{j,k_2} > 1$.

We start with the case (i). Without loss of generality we assume $\frac{1}{2} > \theta_{j,k_1} > \theta_{j,k_2}$ and denote $\theta := \theta_2$, $\delta := \theta_1 - \theta_2 = o(1)$. By definition we have

$$-\log \left(\sqrt{\theta_{j,k_1}\theta_{j,k_2}} + \sqrt{(1-\theta_{j,k_1})(1-\theta_{j,k_2})} \right) = \frac{(1 + \bar{C}_{\theta+\delta, \theta})}{2} \left(\sqrt{\theta+\delta} - \sqrt{\theta} \right)^2 (1 + o(1))$$

$$\begin{aligned}
&= \delta^2 \frac{(1 + \bar{C}_{\theta+\delta, \theta})}{8\theta} (1 + o(1)) \\
&= \frac{\delta^2}{8\theta(1-\theta)} (1 + o(1)),
\end{aligned}$$

On the other hand, we have

$$\frac{(\theta_{j,k_1} - \theta_{j,k_2})^2}{8(\sigma_{\theta_{j,k_1}}^2 \vee \sigma_{\theta_{j,k_2}}^2)} = \delta^2 \frac{\log((1-\theta)/\theta)}{4(1-2\theta)}$$

This implies that

$$\frac{-\log\left(\sqrt{\theta_{j,k_1}\theta_{j,k_2}} + \sqrt{(1-\theta_{j,k_1})(1-\theta_{j,k_2})}\right)}{(\theta_{j,k_1} - \theta_{j,k_2})^2 / \left(8(\sigma_{\theta_{j,k_1}}^2 \vee \sigma_{\theta_{j,k_2}}^2)\right)} = \frac{1-2\theta}{2\theta(1-\theta)\log((1-\theta)/\theta)} (1 + o(1))$$

Define the function

$$\tau(x) = \frac{1-2x}{2x(1-x)\log((1-x)/x)}, \quad g(x) = (-2x^2 + 2x - 1)\log\left(\frac{1}{x} - 1\right) - 2x + 1,$$

for $0 < x < 1/2$. Some algebra gives that

$$\tau'(x) = \frac{g(x)}{2x^2(1-x)^2\log^2\left(\frac{1}{x} - 1\right)}$$

Note that

$$g'(x) = \frac{(1-2x)^2}{x(1-x)} + 2(1-2x)\log\left(\frac{1}{x} - 1\right) > 0,$$

for $0 < x < 1/2$, which implies that $g(x) < \lim_{x \rightarrow \frac{1}{2}} g(x) = 0$. Hence we have $\tau'(x) < 0$ and $\tau(x) > \lim_{x \rightarrow \frac{1}{2}} \tau(x) = 1$. Thus we have

$$\frac{-\log\left(\sqrt{\theta_{j,k_1}\theta_{j,k_2}} + \sqrt{(1-\theta_{j,k_1})(1-\theta_{j,k_2})}\right)}{(\theta_{j,k_1} - \theta_{j,k_2})^2 / \left(8(\sigma_{\theta_{j,k_1}}^2 \vee \sigma_{\theta_{j,k_2}}^2)\right)} = \tau(\theta)(1 + o(1)) > 1,$$

where $\tau(\theta)$ is monotone decreasing as θ increases to $1/2$ and $\tau(\theta) \rightarrow \infty$ as $\theta \rightarrow 0$.

The analysis for case (ii) is essentially the same and hence omitted. Combining (i) and (ii), we can arrive at

$$I_{k_1, k_2} = \sum_{j \in \Omega_0(k_1, k_2)} I(\theta_{j, k_1}, \theta_{j, k_2}) + \sum_{j \in \Omega_0^c(k_1, k_2)} I(\theta_{j, k_1}, \theta_{j, k_2})$$

and

$$\begin{aligned}
\exp\left(-\frac{I_{k_1, k_2}}{2}\right) &= \exp\left(-\frac{1}{2} \sum_{j \in \Omega_0(k_1, k_2)} I(\theta_{j, k_1}, \theta_{j, k_2})\right) \exp\left(-\frac{1}{2} \sum_{j \in \Omega_0^c(k_1, k_2)} I(\theta_{j, k_1}, \theta_{j, k_2})\right) \\
&\gtrsim \exp\left(-\sum_{j \in \Omega_0(k_1, k_2)} \Delta_{j, k_1, k_2}^2 \cdot \frac{I(\theta_{j, k_1}, \theta_{j, k_2})/2}{\Delta_{j, k_1, k_2}^2}\right) \\
&\gtrsim \exp\left(-\frac{\sum_{j \in [J]} (\theta_{j, k_1} - \theta_{j, k_2})^2}{8\bar{\sigma}^2} (1 + \tau_{k_1, k_2})\right)
\end{aligned}$$

where the inequality holds due to the assumption $|\Omega_0^c| = O(1)$, and

$$\tau_{k_1, k_2} := \frac{\sum_{j \in \Omega_0(k_1, k_2)} \Delta_{j, k_1, k_2}^2 \cdot \tau(\theta_{j, k_1})}{\sum_{j \in \Omega_0(k_1, k_2)} \Delta_{j, k_1, k_2}^2} (1 + o(1))$$

B.6 Proof of Lemma 1

In light of Corollary 3.12, Remark 3.13 in [Bandeira and Van Handel \(2016\)](#) and Theorem 6.10 in [Boucheron et al. \(2013\)](#), for $t \geq 0$ we have

$$\mathbb{P}\left(\|\mathbf{E}\| \geq \frac{(1 + \varepsilon)\sqrt{2}}{2} (\sqrt{N} + \sqrt{J}) + C_\varepsilon \sqrt{\log(N \wedge J)} + t\right) \leq (N \wedge J) e^{-t^2/2}.$$

By choosing $t = 2\sqrt{\log(N \wedge J)}$ and $\varepsilon = \sqrt{2} - 1$, for N, J large enough we obtain that

$$\mathbb{P}\left(\|\mathbf{E}\| \geq 2(\sqrt{N} + \sqrt{J})\right) \leq (N \wedge J)^{-1}.$$

This implies that $\lambda_{K+1}(\mathbf{R}) \leq \|\mathbf{E}\| \leq 2(\sqrt{J} + \sqrt{N})$ with probability $1 - o(1)$. On the other hand, by assumption in Proposition 1 on $\sigma_K(\mathbb{E}\mathbf{R})$, we obtain that

$$\lambda_K(\mathbf{R}) \geq \lambda_K(\mathbb{E}\mathbf{R}) - \|\mathbf{E}\| = \omega(\sqrt{N} + \sqrt{J}),$$

with probability $1 - o(1)$. This completes the proof of Lemma 1.

B.7 Special case when there exists $\theta_{j, k}$ close to $1/2$.

For $\theta < 1/2$ we have

$$\sigma_\theta^2 = \frac{1 - 2\theta}{2 \log((1 - \theta)/\theta)} = \left(\frac{1}{2} - \theta\right) \frac{1}{\log(1 + \frac{1}{\theta} - 2)} \geq \frac{\theta}{2}.$$

For $\theta > 1/2$ we have

$$\sigma_\theta^2 = \frac{2\theta - 1}{2 \log(\theta/(1 - \theta))} = \left(\theta - \frac{1}{2}\right) \frac{1}{\log\left(1 + \frac{2\theta-1}{1-\theta}\right)} \geq \frac{1 - \theta}{2}.$$

Denote $\bar{\theta} := \arg \min_{\theta \in \{\theta_{j,k}, j \in [J], k \in [K]\}} |\frac{1}{2} - \theta|$ and $\bar{\delta} := |\frac{1}{2} - \bar{\theta}|$, then we simply have

$$\bar{\sigma}^2 = \sigma_{\bar{\theta}}^2 \geq \frac{\bar{\theta} \wedge (1 - \bar{\theta})}{2} = \frac{1}{4} (1 - 2\bar{\delta}).$$

We thereby have

$$\frac{1}{8\bar{\sigma}^2} (\theta_{j,k_1} - \theta_{j,k_2})^2 \leq \frac{1}{2(1 - 2\bar{\delta})} (\theta_{j,k_1} - \theta_{j,k_2})^2$$

We have $\bar{\delta} = o(1)$ by assumption, and without loss of generality assume $\frac{1}{2} > \theta_{j,k_1} > \theta_{j,k_2}$ and denote $\theta := \theta_2$, $\delta := \theta_1 - \theta_2 = o(1)$. Then we have

$$\frac{(\theta_{j,k_1} - \theta_{j,k_2})^2}{8\bar{\sigma}^2} = \frac{\delta^2}{2} (1 + o(1)).$$

On the other hand, we have

$$\begin{aligned} -\log \left(\sqrt{\theta_{j,k_1} \theta_{j,k_2}} + \sqrt{(1 - \theta_{j,k_1})(1 - \theta_{j,k_2})} \right) &= \frac{(1 + \bar{C}_{\theta+\delta,\theta})}{2} \left(\sqrt{\theta + \delta} - \sqrt{\theta} \right)^2 (1 + o(1)) \\ &= \delta^2 \frac{(1 + \bar{C}_{\theta+\delta,\theta})}{8\theta} (1 + o(1)) \\ &= \frac{\delta^2}{8\theta(1 - \theta)} (1 + o(1)), \end{aligned}$$

where we've used the fact that

$$\bar{C}_{\theta+\delta,\theta} = \frac{\theta}{1 - \theta} (1 + o(1)).$$

This implies that

$$\frac{-\log \left(\sqrt{\theta_{j,k_1} \theta_{j,k_2}} + \sqrt{(1 - \theta_{j,k_1})(1 - \theta_{j,k_2})} \right)}{(\theta_{j,k_1} - \theta_{j,k_2})^2 / (8\bar{\sigma}^2)} = \frac{1}{4\theta(1 - \theta)} (1 + o(1)) > 1$$

where the last inequality holds due to $\theta < 1/2$.

C Proofs of Lemmas

C.1 Proof of Lemma 2

To keep notation simple in the analysis, for any $\mathbf{s} \in [K]^N$ we define

$$\theta_{j,k}(\mathbf{s}) := \frac{\sum_{i \in [N]} R_{i,j} \mathbb{I}(s_i = k)}{\sum_{i \in [N]} \mathbb{I}(s_i = k)}, \quad j \in [J], k \in [K].$$

The following result is needed, whose proof is deferred to Appendix C.2.

Lemma 3. *Suppose Assumption 1-2 hold. For any $\gamma_0 > 0$, there exists some absolute constants $C_1, C_2 > 0$ depending only on γ_0 such that with probability at least $1 - 2JKN^{-(2\gamma_0+1)}$,*

$$\max_{\mathbf{s}: \ell_0(\mathbf{s}, \mathbf{s}^*) \leq \alpha/(2K)} \max_{j \in [J], k \in [K]} \frac{|\theta_{j,k}(\mathbf{s}) - \theta_{j,k}(\mathbf{s}^*)|}{\ell_0(\mathbf{s}, \mathbf{s}^*)} \leq \frac{C_1 K}{\alpha} \left(1 + \bar{\sigma} \sqrt{\frac{K \log N}{\alpha N}} \right), \quad (25)$$

and

$$\max_{j \in [J], k \in [K]} |\theta_{j,k}(\mathbf{s}^*) - \theta_{j,k}| > C_2 \bar{\sigma} \sqrt{\frac{K \log N}{\alpha N}}. \quad (26)$$

where $\ell_0(\mathbf{s}, \mathbf{s}') := \frac{1}{N} \sum_{i \in [N]} \mathbb{I}(s_i \neq s'_i)$. As a result, for any (possibly random) $\mathbf{s} \in [K]^N$ such that $\ell_0(\mathbf{s}, \mathbf{s}^*) \leq \alpha/(2K)$, we have

$$\max_{j \in [J], k \in [K]} |\theta_{j,k}(\mathbf{s}) - \theta_{j,k}| \leq \ell_0(\mathbf{s}, \mathbf{s}^*) \cdot \frac{C_1 K}{\alpha} \left(1 + \bar{\sigma} \sqrt{\frac{K \log N}{\alpha N}} \right) + C_2 \bar{\sigma} \sqrt{\frac{K \log N}{\alpha N}},$$

with probability at least $1 - 2JKN^{-(2\gamma_0+1)}$.

By Proposition 1 and Markov's inequality, we obtain that if

$$\min \left\{ \frac{\Delta/\bar{\sigma}}{K \left(1 + \sqrt{\frac{J}{N}} \right)}, \frac{\lambda_K/\bar{\sigma}}{\left(\sqrt{N} + \sqrt{J} \right)} \right\} \rightarrow \infty,$$

then for $m \in [2]$, with probability exceeding at least $1 - \exp(-(1 - c_0) \Delta^2 / (8\bar{\sigma}^2))$ we have

$$\ell(\tilde{\mathbf{s}}^{(m)}, \mathbf{s}_{\mathcal{S}_m}^*) \leq \exp \left(- (1 - c_0) \frac{\Delta^2}{8\bar{\sigma}^2} \right).$$

where $\mathbf{s}_{\mathcal{S}_m}^*$ is sub-vector of \mathbf{s}^* with the index set \mathcal{S}_m , and we've used that $\exp(-N/2) < \exp(-(1 - c_0) \Delta^2 / (8\bar{\sigma}^2))$. Without loss of generality, we assume $\ell(\tilde{\mathbf{s}}^{(m)}, \mathbf{s}_{\mathcal{S}_m}^*) = \ell_0(\tilde{\mathbf{s}}^{(m)}, \mathbf{s}_{\mathcal{S}_m}^*)$. Combined with Lemma 3, we then have

$$\max_{j \in [J], k \in [K]} \left| \hat{\theta}_{j,k}^{(m)} - \theta_{j,k} \right| \leq C_1 \exp \left(- (1 - c_0) \frac{\Delta^2}{8\bar{\sigma}^2} \right) + C_2 \bar{\sigma} \sqrt{\frac{K \log N}{N}}.$$

with probability at least $1 - \exp(-(1 - c_0) \Delta^2 / (8\bar{\sigma}^2)) - \exp(-C\sqrt{N/K}) - N^{-(1+\gamma_0)}$, provided that there exists some universal constant $\gamma_0 > 0$ such that

$$JK \lesssim N^{\gamma_0}, \quad N \gtrsim K \log N.$$

The proof is completed by noticing that $I^* \asymp \Delta^2 / \bar{\sigma}^2$, $JK \leq \exp((1 - c_1) \Delta^2 / (8\bar{\sigma}^2))$ for some $c_1 \in (c_0, 1)$, $\bar{\sigma} \asymp 1$ and

$$\frac{\Delta}{J^{1/2} K^{3/4} (\log N)^{1/4} / N^{1/4}} \rightarrow \infty.$$

C.2 Proof of Lemma 3

We introduce the following notations:

$$\bar{\theta}_{j,k}(\mathbf{s}) := \frac{\sum_{i \in [N]} \theta_{i,s_i^*} \mathbb{I}(s_i = k)}{\sum_{i \in [N]} \mathbb{I}(s_i = k)}, \quad \mathfrak{E}_{j,k}(s) := \frac{\sum_{i \in [N]} E_{i,j} \mathbb{I}(s_i = k)}{\sum_{i \in [N]} \mathbb{I}(s_i = k)}.$$

By definition we have $\bar{\theta}_{j,k}(\mathbf{s}^*) = \theta_{j,k}$ and $\mathfrak{E}_{j,k}(s) = \theta_{j,k}(\mathbf{s}) - \bar{\theta}_{j,k}(\mathbf{s})$, and hence

$$\begin{aligned} & |\theta_{j,k}(\mathbf{s}) - \theta_{j,k}| \\ &= |\theta_{j,k}(\mathbf{s}) - \bar{\theta}_{j,k}(\mathbf{s}) + \bar{\theta}_{j,k}(\mathbf{s}) - \bar{\theta}_{j,k}(\mathbf{s}^*) + \bar{\theta}_{j,k}(\mathbf{s}^*) - \theta_{j,k}(\mathbf{s}^*) + \theta_{j,k}(\mathbf{s}^*) - \theta_{j,k}| \\ &\leq |\mathfrak{E}_{j,k}(s) - \mathfrak{E}_{j,k}(\mathbf{s}^*)| + |\bar{\theta}_{j,k}(\mathbf{s}) - \bar{\theta}_{j,k}(\mathbf{s}^*)| + |\theta_{j,k}(\mathbf{s}^*) - \theta_{j,k}|. \end{aligned} \quad (27)$$

We first bound the term $|\mathfrak{E}_{j,k}(s) - \mathfrak{E}_{j,k}(\mathbf{s}^*)|$. Notice that

$$\begin{aligned} & |\mathfrak{E}_{j,k}(s) - \mathfrak{E}_{j,k}(\mathbf{s}^*)| \\ &\leq \left| \frac{\sum_{i \in [N]} E_{i,j} \mathbb{I}(s_i = k)}{\sum_{i \in [N]} \mathbb{I}(s_i = k)} - \frac{\sum_{i \in [N]} E_{i,j} \mathbb{I}(s_i^* = k)}{\sum_{i \in [N]} \mathbb{I}(s_i = k)} \right| + \left| \frac{\sum_{i \in [N]} E_{i,j} \mathbb{I}(s_i^* = k)}{\sum_{i \in [N]} \mathbb{I}(s_i = k)} - \frac{\sum_{i \in [N]} E_{i,j} \mathbb{I}(s_i^* = k)}{\sum_{i \in [N]} \mathbb{I}(s_i^* = k)} \right| \\ &\leq \frac{1}{\sum_{i \in [N]} \mathbb{I}(s_i = k)} \left(\left| \sum_{i \in [N]} E_{i,j} \mathbb{I}(s_i = k, s_i^* \neq k) \right| + \left| \sum_{i \in [N]} E_{i,j} \mathbb{I}(s_i \neq k, s_i^* = k) \right| \right) \\ &+ \left| \frac{\sum_{i \in [N]} [\mathbb{I}(s_i^* = k) - \mathbb{I}(s_i = k)]}{\sum_{i \in [N]} \mathbb{I}(s_i = k)} \right| \left| \frac{\sum_{i \in [N]} E_{i,j} \mathbb{I}(s_i^* = k)}{\sum_{i \in [N]} \mathbb{I}(s_i^* = k)} \right|. \end{aligned} \quad (28)$$

Note that the following fact holds for any $\mathbf{s} \in [K]^N$ such that $\ell(\mathbf{s}, \mathbf{s}^*) \leq \alpha / (2K)$:

$$\sum_{i \in [N]} \mathbb{I}(s_i = k) \geq \sum_{i \in [N]} \mathbb{I}(s_i^* = k) - \sum_{i \in [N]} \mathbb{I}(s_i^* \neq s_i) \geq \frac{\alpha N}{K} - \frac{\alpha N}{2K} \geq \frac{\alpha N}{2K}.$$

Combined with the fact that $|E_{i,j}| \leq 1$, we thus obtain the following bound for the first term in (28):

$$\frac{1}{\sum_{i \in [N]} \mathbb{I}(s_i = k)} \left(\left| \sum_{i \in [N]} E_{i,j} \mathbb{I}(s_i = k, s_i^* \neq k) \right| + \left| \sum_{i \in [N]} E_{i,j} \mathbb{I}(s_i \neq k, s_i^* = k) \right| \right) \leq \frac{4K}{\alpha} \ell(\mathbf{s}, \mathbf{s}^*)$$

Next we bound the second term in (28). By General Hoeffding's inequality, we obtain that

$$\mathbb{P} \left(\left| \frac{\sum_{i \in [N]} E_{i,j} \mathbb{I}(s_i^* = k)}{\sum_{i \in [N]} \mathbb{I}(s_i^* = k)} \right| \geq t \right) \leq 2 \exp \left(-\frac{ct^2}{\bar{\sigma}^2 N_k} \right).$$

By choosing $t = \bar{\sigma} \sqrt{CN_k \log N}$ for some sufficiently large $C > 0$, we have that

$$\left| \frac{\sum_{i \in [N]} E_{i,j} \mathbb{I}(s_i^* = k)}{\sum_{i \in [N]} \mathbb{I}(s_i^* = k)} \right| \leq C\bar{\sigma} \sqrt{\frac{K \log N}{\alpha N}},$$

with probability exceeding $1 - N^{-2\gamma_0 - 1}$ for some large constant $\gamma_0 > 0$. In addition, we have

$$\begin{aligned} \left| \frac{\sum_{i \in [N]} [\mathbb{I}(s_i^* = k) - \mathbb{I}(s_i = k)]}{\sum_{i \in [N]} \mathbb{I}(s_i = k)} \right| &\leq \frac{2K}{\alpha N} \left(\left| \sum_{i \in [N]} \mathbb{I}(s_i^* = k, s_i \neq k) \right| + \left| \sum_{i \in [N]} \mathbb{I}(s_i^* \neq k, s_i = k) \right| \right) \\ &\lesssim \frac{K}{\alpha} \ell(\mathbf{s}, \mathbf{s}^*). \end{aligned}$$

From (28) and a union bound over $j \in [J]$ and $k \in [K]$, we arrive at

$$\max_{j \in [J], k \in [K]} |\mathfrak{E}_{j,k}(\mathbf{s}) - \mathfrak{E}_{j,k}(\mathbf{s}^*)| \lesssim \alpha^{-1} K \ell(\mathbf{s}, \mathbf{s}^*) \left(1 + \bar{\sigma} \sqrt{\frac{K \log N}{\alpha N}} \right).$$

with probability at least $1 - JKN^{-2\gamma_0 - 1}$.

Next we bound the term $|\bar{\theta}_{j,k}(\mathbf{s}) - \bar{\theta}_{j,k}(\mathbf{s}^*)|$. Notice that by definition $\bar{\theta}_{j,k}(\mathbf{s}^*) = \theta_{j,k}$, hence

$$|\bar{\theta}_{j,k}(\mathbf{s}) - \bar{\theta}_{j,k}(\mathbf{s}^*)| = \left| \frac{\sum_{i \in [N]} \sum_{k' \in [K]} (\theta_{i,k} - \theta_{i,k'}) \mathbb{I}(s_i = k, s_i^* = k')}{\sum_{i \in [N]} \mathbb{I}(s_i = k)} \right| \leq \frac{2K}{\alpha} \ell(\mathbf{s}, \mathbf{s}^*).$$

It suffices to bound $|\theta_{j,k}(\mathbf{s}^*) - \theta_{j,k}|$ by

$$\max_{j \in [J], k \in [K]} |\theta_{j,k}(\mathbf{s}^*) - \theta_{j,k}| = \max_{j \in [J], k \in [K]} \left| \frac{\sum_{i \in [N]} E_{i,j} \mathbb{I}(s_i^* = k)}{\sum_{i \in [N]} \mathbb{I}(s_i^* = k)} \right| \leq C\bar{\sigma} \sqrt{\frac{K \log N}{\alpha N}},$$

with probability exceeding $1 - JKN^{-2\gamma_0 - 1}$.

Collecting (27) and the bounds for $|\mathfrak{E}_{j,k}(\mathbf{s}) - \mathfrak{E}_{j,k}(\mathbf{s}^*)|$, $|\bar{\theta}_{j,k}(\mathbf{s}) - \bar{\theta}_{j,k}(\mathbf{s}^*)|$ and $|\theta_{j,k}(\mathbf{s}^*) - \theta_{j,k}|$, we can complete the proof.

References

- Bandeira, A. S. and Van Handel, R. (2016). Sharp nonasymptotic bounds on the norm of random matrices with independent entries.
- Berzofsky, M. E., Biemer, P. P., and Kalsbeek, W. D. (2014). Local dependence in latent class analysis of rare and sensitive events. *Sociological Methods & Research*, 43(1):137–170.
- Boucheron, S., Lugosi, G., and Massart, P. (2013). *Concentration Inequalities: A Nonasymptotic Theory of Independence*. Oxford University Press.
- Cattell, R. B. (1966). The scree test for the number of factors. *Multivariate behavioral research*, 1(2):245–276.
- Celeux, G. and Govaert, G. (1992). A classification em algorithm for clustering and two stochastic versions. *Computational statistics & Data analysis*, 14(3):315–332.
- Chen, L. and Gu, Y. (2024). A spectral method for identifiable grade of membership analysis with binary responses. *Psychometrika*, 89(2):626–657.
- Chen, S., Liu, S., and Ma, Z. (2022). Global and individualized community detection in inhomogeneous multilayer networks. *The Annals of Statistics*, 50(5):2664–2693.
- Chen, Y. and Li, X. (2019). Exploratory data analysis for cognitive diagnosis: Stochastic co-blockmodel and spectral co-clustering. *Handbook of Diagnostic Classification Models: Models and Model Extensions, Applications, Software Packages*, pages 287–306.
- Chen, Y., Li, X., Liu, J., Xu, G., and Ying, Z. (2017). Exploratory item classification via spectral graph clustering. *Applied Psychological Measurement*, 41(8):579–599.
- Dempster, A. P., Laird, N. M., and Rubin, D. B. (1977). Maximum likelihood from incomplete data via the em algorithm. *Journal of the Royal Statistical Society: Series B (Methodological)*, 39(1):1–22.
- Gao, C., Ma, Z., Zhang, A. Y., and Zhou, H. H. (2017). Achieving optimal misclassification proportion in stochastic block models. *The Journal of Machine Learning Research*, 18(1):1980–2024.
- Goodman, L. A. (1974). Exploratory latent structure analysis using both identifiable and unidentifiable models. *Biometrika*, 61(2):215–231.
- Korpershoek, H., Kuyper, H., and van der Werf, G. (2015). Differences in students’ school motivation: A latent class modelling approach. *Social Psychology of Education*, 18:137–163.
- Lazarsfeld, P. F. (1968). Latent structure analysis. (*No Title*).
- Le Cam, L. (2012). *Asymptotic methods in statistical decision theory*. Springer Science & Business Media.

- Linzer, D. A. and Lewis, J. B. (2011). polca: An r package for polytomous variable latent class analysis. *Journal of statistical software*, 42:1–29.
- Lyu, Z., Chen, L., and Gu, Y. (2025). Degree-heterogeneous latent class analysis for high-dimensional discrete data. *Journal of the American Statistical Association*, (just-accepted):1–25.
- Lyu, Z., Li, T., and Xia, D. (2023). Optimal clustering of discrete mixtures: Binomial, poisson, block models, and multi-layer networks. *arXiv preprint arXiv:2311.15598*.
- Neyman, J. and Scott, E. L. (1948). Consistent estimates based on partially consistent observations. *Econometrica: journal of the Econometric Society*, pages 1–32.
- Rényi, A. (1961). On measures of entropy and information. In *Proceedings of the fourth Berkeley symposium on mathematical statistics and probability, volume 1: contributions to the theory of statistics*, volume 4, pages 547–562. University of California Press.
- Takezawa, K. (2005). *Introduction to nonparametric regression*. John Wiley & Sons.
- Vershynin, R. (2018). *High-dimensional probability: An introduction with applications in data science*, volume 47. Cambridge university press.
- Von Luxburg, U. (2007). A tutorial on spectral clustering. *Statistics and computing*, 17:395–416.
- Wang, M. and Hanges, P. J. (2011). Latent class procedures: Applications to organizational research. *Organizational Research Methods*, 14(1):24–31.
- Zeng, Z., Gu, Y., and Xu, G. (2023). A tensor-EM method for large-scale latent class analysis with binary responses. *Psychometrika*, 88(2):580–612.
- Zhang, A. Y. (2024). Fundamental limits of spectral clustering in stochastic block models. *IEEE Transactions on Information Theory*.
- Zhang, A. Y. and Zhou, H. Y. (2024). Leave-one-out singular subspace perturbation analysis for spectral clustering. *The Annals of Statistics*, 52(5):2004–2033.
- Zhang, H., Chen, Y., and Li, X. (2020). A note on exploratory item factor analysis by singular value decomposition. *Psychometrika*, 85(2):358–372.