

BRIGHT⁺: Upgrading the BRIGHT Benchmark with *MARCUS*, a Multi-Agent RAG Clean-Up Suite

Liyang Chen[†] Yujun Cai[§] Jieqiong Dong[‡] Yiwei Wang[¶]

[†] University of California, Los Angeles

[§] The University of Queensland

[‡] Central South University

[¶] University of California, Merced

Abstract

Retrieval-Augmented Generation (RAG) systems require corpora that are both structurally clean and semantically coherent. **BRIGHT** is a recent and influential benchmark designed to evaluate complex multi-hop retrieval across diverse, high-reasoning domains. However, its practical effectiveness is limited by common web-crawled artifacts—such as content redundancy and semantic discontinuity—that impair retrieval accuracy and downstream reasoning. Notably, we find that such issues are concentrated in seven StackExchange-derived subdomains, while other domains (e.g., Coding and Theorem-based content) remain relatively clean.

In this study, we present *MARCUS*, a multi-agent pipeline that leverages large language models (LLMs) to systematically clean and rechunk BRIGHT into a higher-quality corpus: **BRIGHT⁺**. *MARCUS* applies dedicated agents for structural noise removal and semantic segmentation, preserving answer-bearing spans while improving contextual integrity. Experimental evaluations demonstrate that BRIGHT⁺ yields consistent and significant improvements in both retrieval accuracy and multi-hop reasoning across a diverse set of retrievers. We release both the BRIGHT⁺ corpus and the *MARCUS* pipeline to support future research on robust, reasoning-centric retrieval.

Structural noise, excessive boilerplate, and fragmented semantic units force models to navigate through irrelevant content and arbitrary boundaries, ultimately compromising performance and distorting reasoning chains (Swayamdipta et al., 2020; Arpit et al., 2017).

Against this backdrop, the BRIGHT dataset (Su et al., 2024) was introduced as a benchmark tailored for reasoning-intensive retrieval, aiming to advance beyond traditional benchmarks like BEIR (Thakur et al., 2021) and MTEB (Muenighoff et al., 2022). BRIGHT consists of three high-level domains—StackExchange, Coding, and Theorem-based content—spanning eleven subdomains in total. Notably, we find that serious quality issues are concentrated in seven StackExchange-derived subdomains, which exhibit pervasive structural artifacts typical of web-scraped data. These include noisy boilerplate, improperly segmented formulas and tables, and heavily fragmented semantic units that disrupt contextual understanding (see Figure 1). For a retriever, it’s like reading a shuffled book filled with boilerplate—the narrative breaks down under noise and fragmentation, making reasoning harder than it should be.

Traditional data cleaning relies on manual annotation or rule-based heuristics—effective at small scales but costly, hard to scale, and ill-suited for capturing the semantic granularity required in reasoning tasks. Crucially, these methods are not designed for the demands of multi-hop inference, leaving a gap in scalable, semantically aware pre-processing tailored to retrieval-augmented reasoning.

To address these challenges, we introduce a framework that leverages LLMs to refine BRIGHT into a slimmer, more coherent corpus dubbed BRIGHT⁺, tailored for retrieval-augmented reasoning.

Our contributions are threefold:

1 Introduction

Robust retrieval-augmented reasoning systems rely heavily on high-quality datasets—but real-world benchmarks often suffer from content-level redundancy introduced by web structures and disruptions to semantic continuity arising from coarse-grained document segmentation. These data quality issues are especially detrimental in retrieval-augmented reasoning tasks, where models must perform multi-hop inference and complex semantic analysis.

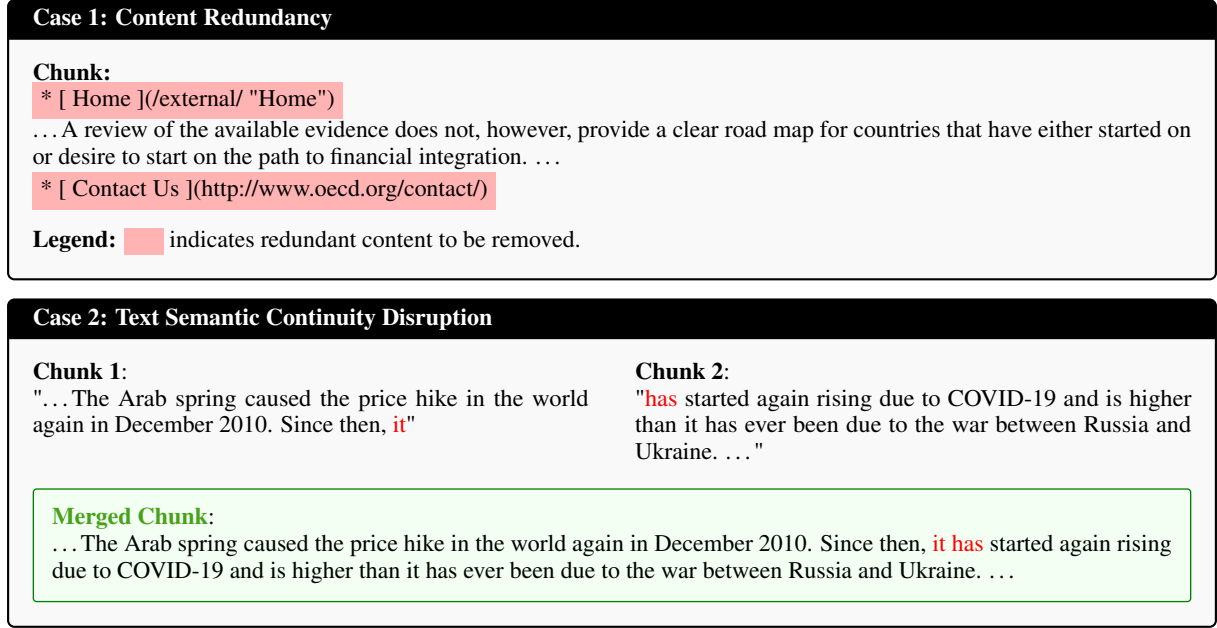


Figure 1: Illustration of two pervasive data quality issues in the original BRIGHT corpus that hinder retrieval-augmented reasoning: **(Top)** content-level redundancy introduced by web boilerplate; **(Bottom)** semantic discontinuity caused by coarse document segmentation. These issues are not isolated cases but occur frequently and extensively throughout the corpus, motivating our LLM-based *MARCUS* pipeline for selective cleaning and coherent chunking.

- We audit the benchmark and reveal two pervasive flaws, content-level redundancy and semantic discontinuity—localized to seven Stack-Exchange subdomains—that jointly depress retrieval accuracy.
- We propose *MARCUS*, an LLM-driven pipeline whose dedicated cleaning and splitting agents adaptively prune noise and re-chunk documents into semantically coherent units.
- We release BRIGHT⁺, a high-SNR version of BRIGHT to support retrieval research focused on model improvements rather than dataset noise.

2 Related Work

Retrieval Benchmarks. Retrieval benchmarks are central to evaluating the effectiveness and generalization of retrieval models. Standard datasets such as BEIR (Thakur et al., 2021) and MTEB (Muennighoff et al., 2022) primarily test semantic similarity under relatively clean conditions, often overlooking challenges posed by noisy, fragmented, or web-derived content. These benchmarks typically emphasize single-hop factual retrieval, offering limited insight into a model’s reasoning capacity.

Recent efforts like BRIGHT (Su et al., 2024) attempt to address this by introducing reasoning-intensive tasks requiring multi-hop and domain-specific inference. However, BRIGHT inherits many issues common to web corpora—e.g., HTML artifacts, redundant navigational blocks, and poor segmentation—that disrupt semantic coherence and reduce benchmark reliability. This aligns with observations in prior work on web-crawled datasets (Xu and Koehn, 2017; Khayrallah and Koehn, 2018), which highlight the prevalence of structural noise and redundant content.

Traditional Data Cleaning. To address such issues, early approaches have employed heuristic-based filtering, rule-based extraction, or manual annotation (Grusky et al., 2018; Nan et al., 2021; Budach and Augenstein, 2022). While effective in limited contexts, these methods are costly, labor-intensive, and difficult to scale, especially for retrieval datasets where semantic coherence is key.

LLMs for Semantic Cleaning. LLMs offer a promising alternative for scalable and semantically-aware data cleaning. Leveraging deep contextual understanding, LLMs have been applied to tasks like text normalization, deduplication, and structural repair (Sun et al., 2023; Lee et al., 2024).

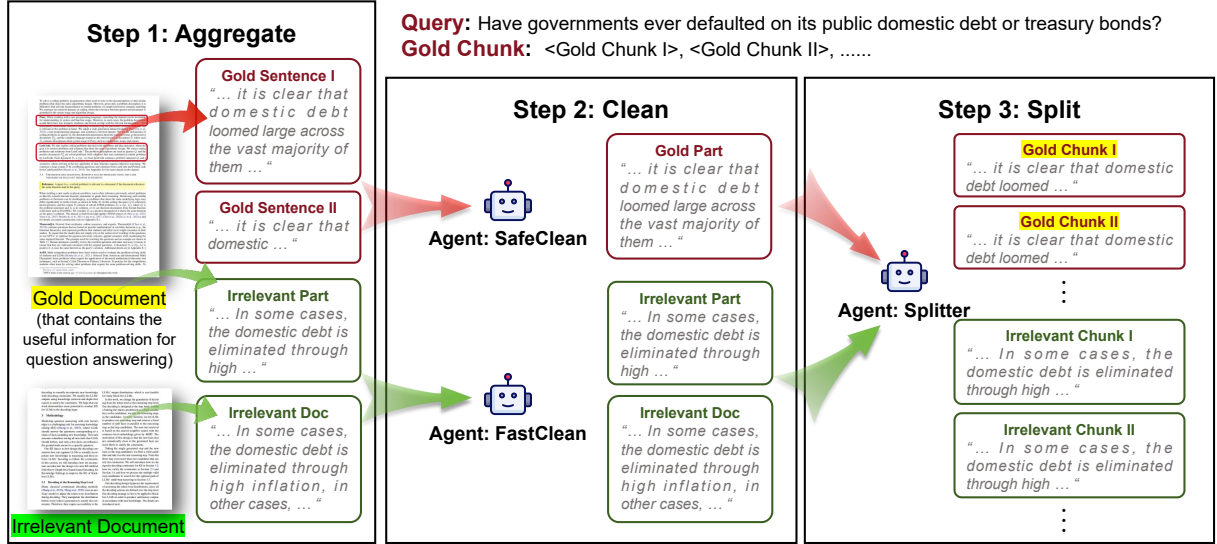


Figure 2: Overview of the *MARCUS* pipeline. BRIGHT documents are first split into gold and irrelevant parts based on span-level annotations. *SafeClean* and *FastClean* then remove structural noise with different strategies. Finally, *Splitter* segments the cleaned text into coherent chunks for retrieval-augmented reasoning.

Recent work shows that LLM-derived embeddings can implicitly encode semantic and structural quality, aiding downstream retrieval performance. Despite these advances, most efforts focus on sentence-level annotation or re-ranking, with limited exploration of corpus-level cleaning tailored for retrieval-intensive reasoning tasks.

3 Methodology

We introduce *MARCUS*, a clean-and-split pipeline designed to address content-level redundancy and semantic discontinuity in the BRIGHT dataset. *MARCUS* leverages LLMs to systematically perform document cleaning and semantic segmentation, with special attention to preserving original annotations.

3.1 Pipeline Overview

As illustrated in Figure 2, *MARCUS* operates in three sequential stages:

- **Step 1: Aggregate.** The original long documents from the BRIGHT dataset are categorized into two types: *Gold Documents*, which contain useful information relevant for answering at least one query from the benchmark, and *Irrelevant Documents*, which do not contain any answer-supporting content. *Gold Documents* are further decomposed into *Gold Parts* (i.e., answer-containing spans) and *Irrelevant Parts* (i.e., noisy or off-topic segments).
- **Step 2: Clean.** We apply two dedicated LLM

agents for content cleaning. **SafeClean** processes the *Gold Parts* to preserve their semantic integrity while removing structural noise. **FastClean** is applied to the *Irrelevant Parts* of *Gold Documents* and to all *Irrelevant Documents*, aggressively removing uninformative content. Both agents return fully reconstructed documents after cleaning.

- **Step 3: Split.** All cleaned documents are then passed to **Splitter**, which performs LLM-based semantic segmentation. This step converts the documents into well-formed and semantically coherent chunks suitable for retrieval.

Figure 3 illustrates the prompt configurations used by agents in the clean and split stages.

3.2 Aggregate – Gold vs. Irrelevant

To initiate the cleaning process, we first decompose each gold document in the BRIGHT corpus into two disjoint regions: the *Gold Parts* and the *Irrelevant Parts*. The BRIGHT benchmark includes gold chunk annotations for each query, along with their relative positions within the source documents. By aggregating these gold chunks in their original order, we reconstruct the *Gold Parts* of a document—that is, the span containing answer-supporting content. All remaining content in the same document is grouped as the *Irrelevant Parts*, typically consisting of off-topic or noisy segments.

This decomposition strategy is tailored to BRIGHT but can generalize to other datasets that

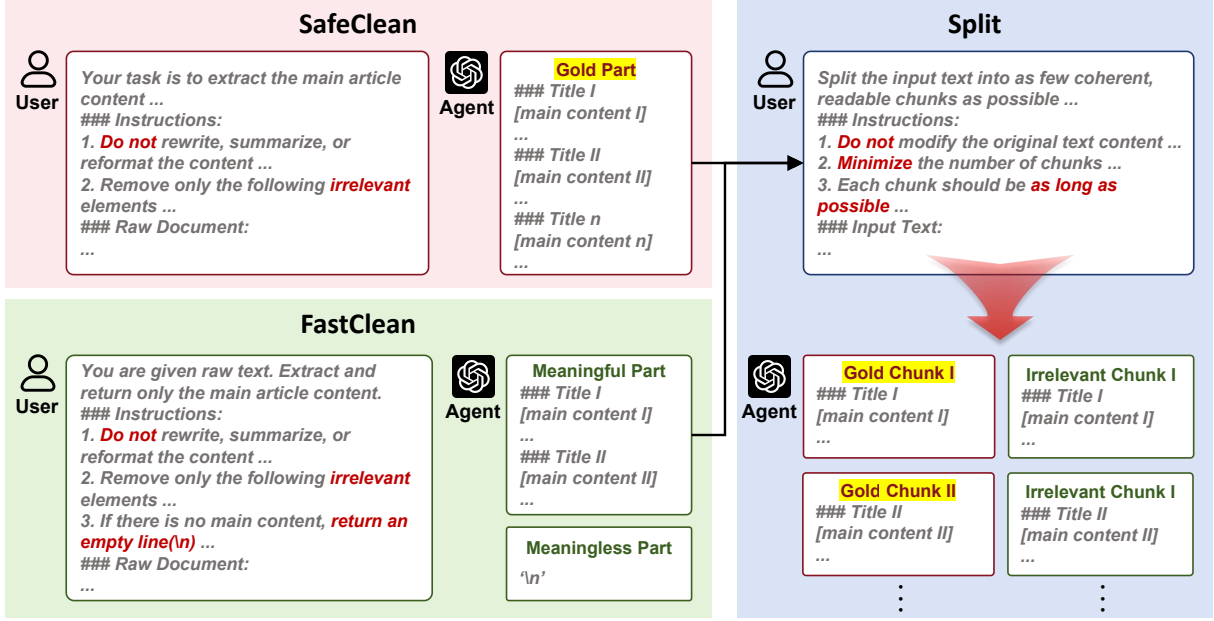


Figure 3: Prompt strategies for *MARCUS* agents: **SafeClean**, **FastClean**, and **Splitter**, each tailored for targeted filtering and semantic chunking. See Appendix A for full prompt templates.

provide query-document alignment or rationale-level supervision.

3.3 Clean – Dual-Agent Noise Removal

3.3.1 SafeClean for Gold Parts

Gold Parts demand a conservative cleaning strategy, implemented by our **SafeClean** agent, that preserves every annotated span verbatim while excising only interface-level clutter. Accordingly, we prompt the LLM to perform selective deletion: headers, sidebars, navigation widgets, edit buttons, donation banners, and similar artefacts are removed, whereas paragraph text, section headings, lists, and in-line citations are left untouched. The agent must output valid Markdown that replicates the original rhetorical structure without paraphrasing or summarising, thereby safeguarding the positional cues on which evaluation metrics rely. When encountering garbled characters, it attempts context-driven repair but leaves ambiguous cases unchanged to avoid hallucinated edits. This carefully constrained procedure eliminates noise that would mislead retrievers while guaranteeing that the semantic and positional integrity of the human annotations remains intact.

3.3.2 FastClean for Irrelevant Contents

In contrast to the *Gold Parts*, the *Irrelevant Parts* or *Irrelevant Documents* of *BRIGHT*—comprising boilerplate, template fragments, or genuinely off-topic passages—pose no risk of annotation loss but

do inflate the corpus with distracting noise. We therefore employ **FastClean** agent, an LLM agent configured with a fail-fast policy: it is instructed to excise the full gamut of interface artefacts (navigation bars, banners, login links, and similar chrome) and to return an empty string whenever no substantive article text remains. The prompt expressly forbids rewriting or reformatting; any residual content must be delivered verbatim as plain text. This aggressive strategy prioritises precision over recall—irrelevant tokens are discarded even at the cost of occasional under-retention—because these segments neither support evaluation nor influence ground-truth alignment.

3.4 Split – Semantic Chunking via LLM

After cleaning, each document is passed through LLM-based **Splitter** agent that converts continuous text into a sequence of semantically self-contained chunks. The agent operates under two complementary objectives: (i) maximise intra-chunk coherence, and (ii) minimise the number of chunks. In practice, chunk boundaries are introduced only at pronounced topic or discourse shifts, ensuring that each resulting unit preserves the local rhetorical flow. Structured elements such as tables or code snippets—when present—are rendered into concise natural-language descriptions and incorporated within the nearest chunk, thereby maintaining information completeness without sacrificing textual uniformity. Each chunk is emitted in

canonical order and assigned a deterministic label (CHUNK A, CHUNK B, ...), yielding a discretised representation that is both human-readable and directly consumable by retrieval models. This procedure reduces document fragmentation while retaining essential context, striking a favourable balance between retrieval granularity and semantic integrity.

4 Experiments

We conduct five experiments to evaluate our approach: retrieval benchmarking, corpus statistics analysis, ablation of pipeline components, reasoning performance with rewritten queries, and reranking effectiveness across retrievers.

4.1 Experimental Setup

Retrievers. We evaluate four representative retrievers spanning both sparse and dense paradigms. **BM25** (Robertson et al., 2009) is a classic sparse model based on lexical term overlap and serves as a strong non-neural baseline. **BGE** (335M; Xiao et al., 2024) is a compact bilingual dense retriever optimized for sentence-level semantic matching. **GritLM** (7B; Muennighoff et al., 2024) is a large multilingual model trained on diverse retrieval tasks, exhibiting strong cross-lingual generalization. **QWEN2** (7B; Li et al., 2023) is an instruction-tuned embedding model designed for high-performance dense retrieval, particularly effective on both English and Chinese corpora.

Metrics. We adopt two types of evaluation metrics in our experiments. For retrieval performance, we use **nDCG@10** as the primary metric, as it reflects both the relevance and the ranking quality of retrieved documents. In addition, for our ablation studies, we employ **LLM-based evaluation** where LLMs are used as both generators and evaluators to assess the quality of generated answers in a full RAG pipeline.

4.2 Retrieval Performance

The experimental results in Table 1 lead to several key findings:

BRIGHT+ substantially improves overall retrieval effectiveness. Dense neural retrievers (BGE, GritLM, QWEN2) register marked gains on every domain when evaluated on BRIGHT+, whereas the sparse BM25 baseline shows only a modest average lift and even declines in a

few cases (e.g., *Earth Science*, *Stackoverflow*). These results indicate that the cleaned and semantically re-structured corpus particularly amplifies the strengths of embedding-based methods, while adding little benefit—and occasional noise—to purely lexical ranking. By delivering a markedly higher signal-to-noise ratio, BRIGHT+ provides a more reliable test bed that lets researchers concentrate on retrieval modelling rather than dataset artefacts.

Performance gains are domain-dependent.

The most substantial improvements are found in *Biology* and *Sustainable*. (both over 30 pp), implying that documents in these fields particularly benefit from enhanced terminology standardization and contextual enrichment. On the other hand, BM25 performs worse in *Earth*. and *Stack*., possibly due to detrimental shifts in term distribution caused by data rewriting.

4.3 Corpus Statistics

Chunk Reduction Statistics. A key objective of *MARCUS* is to mitigate structural redundancy and remove fragmented or noisy textual segments. Table 2 quantifies the impact: the total chunk count drops from 511 497 to 18 187 (a 97% reduction, retaining only 3.56% of the original segments).

Chunk Length Distribution. Figure 4 shows that *MARCUS* removes most sub-100 token chunks (from $\sim 24\%$ to $< 3\%$) and shifts the bulk of the corpus into the 300 to 800 token range. The resulting longer, self-contained chunks offer richer context windows, which help account for the observed improvements in retrieval performance.

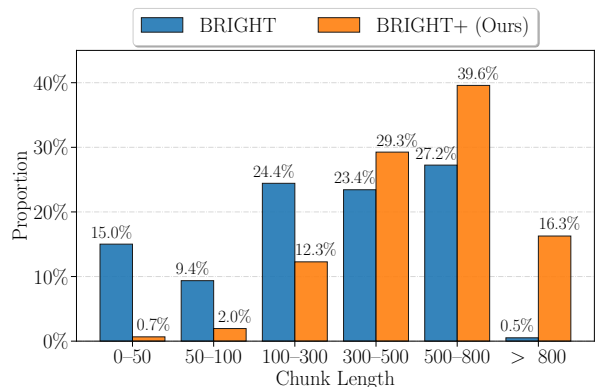


Figure 4: Distribution of chunk length in BRIGHT and BRIGHT+.

Average Chunk-Score Distribution. Figure 5 shows a clear shift toward higher query-chunk sim-

Table 1: Retrieval performance (nDCG@10, %) on BRIGHT and BRIGHT⁺. Right-hand columns indicate relative changes (↑ = improvement, ↓ = drop) from BRIGHT to BRIGHT⁺.

Retriever	Biology		Earth Science		Economics		Psychology		Robotics		Stackoverflow		Sustainable living		Average	
BRIGHT																
BM25	18.9	–	27.2	–	14.9	–	12.5	–	13.6	–	18.4	–	15.0	–	17.2	–
BGE	11.7	–	24.6	–	16.6	–	17.5	–	11.7	–	10.8	–	13.3	–	15.2	–
GritLM	24.8	–	32.3	–	18.9	–	19.8	–	17.1	–	13.6	–	17.8	–	20.6	–
QWEN2	30.6	–	36.4	–	17.8	–	24.6	–	13.2	–	22.2	–	14.8	–	22.8	–
BRIGHT ⁺ (Ours)																
BM25	22.7	↑ 3.8	22.7	↓ 4.5	16.1	↑ 1.2	12.7	↑ 0.2	21.7	↑ 8.1	11.6	↓ 6.8	16.4	↑ 1.4	17.7	↑ 0.5
BGE	36.0	↑ 24.3	33.6	↑ 9.0	31.0	↑ 14.4	25.4	↑ 7.9	27.2	↑ 15.5	32.9	↑ 22.1	34.7	↑ 21.4	31.5	↑ 16.3
GritLM	<u>53.2</u>	↑ 28.4	<u>43.3</u>	↑ 11.0	40.2	↑ 21.3	<u>34.2</u>	↑ 14.4	33.8	↑ 16.7	<u>36.4</u>	↑ 22.8	<u>47.9</u>	↑ 30.1	<u>41.3</u>	↑ 20.7
QWEN2	62.2	↑ 31.6	45.6	↑ 9.2	<u>37.1</u>	↑ 19.3	36.8	↑ 12.2	<u>30.9</u>	↑ 17.7	36.4	↑ 14.2	49.5	↑ 34.7	42.6	↑ 19.8

Table 2: Chunk count in BRIGHT and BRIGHT⁺, with the retention ratio after cleaning.

Sub-dataset	BRIGHT	BRIGHT ⁺ (Ours)	Retention (%)
Biology	57 359	2 102	3.66
Earth.	121 249	4 321	3.56
Econ.	50 220	1 634	3.25
Psy.	52 835	2 285	4.32
Rob.	61 961	2 385	3.85
Stack.	107 081	3 894	3.64
Sus.	60 792	1 566	2.58
Total	511 497	18 187	3.56

ilarity scores after cleaning. Low-score matches become less dominant, while mid- and high-score ranges grow noticeably. This shift indicates that *MARCUS* reduces noise and improves the alignment between queries and relevant content, leading to better retrievability even for lexical models like BM25.

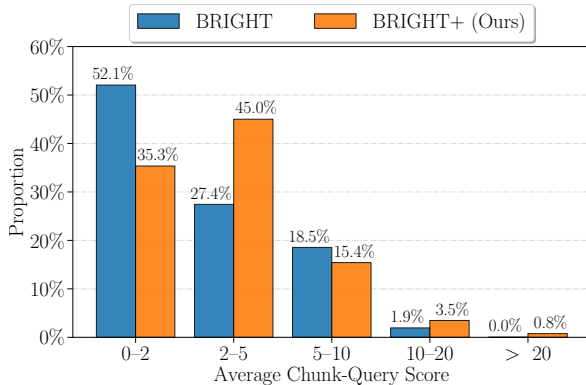


Figure 5: Distribution of chunk-query similarity scores in BRIGHT and BRIGHT⁺.

4.4 Ablation Study

To isolate the contributions of different components, we compare distinct cleaning strategies applied to the BRIGHT dataset. This allows us to better understand how each step—structural cleaning

and semantic segmentation—affects downstream retrieval performance.

4.4.1 Comparison on Retrieval Metric.

We evaluate four cleaning strategies on the BRIGHT dataset:

- **MARCUS-C** : retains the two clean agents of *MARCUS* (SafeClean and FastClean) to remove structural noise and boiler-plate; the resulting text is then chunked with BRIGHT’s original heuristic—newline splitting followed by fixed-token truncation.
- **MARCUS-S**: retains only the split agent from *MARCUS*, which directly segments the original BRIGHT documents into semantically coherent chunks without any prior cleaning.
- **MARCUS**: Applies the full *MARCUS* pipeline, as detailed in Section 3.

Table 3 presents the ablation study comparing different cleaning strategies. Several key observations emerge:

MARCUS-S Achieves Better Retrieval Performance than MARCUS. The *MARCUS-S* configuration performs slightly better than *MARCUS* in terms of average retrieval performance (nDCG@10) across all retrievers. For example, QWEN2 achieves 45.17 with *MARCUS-S* compared to 42.63 with the *MARCUS*, and GritLM scores 42.27 vs. 41.29 respectively. This indicates that LLM-based semantic segmentation plays a primary role in retrieval effectiveness, while the additional cleaning step contributes marginal improvement under this metric. To further understand their impact on end-to-end RAG performance, we conduct additional ablation studies comparing these two settings in downstream answer generation and LLM-based evaluation.

Method	Biology	Earth Science	Economics	Psychology	Robotics	Stackoverflow	Sustainable Living	Average
MARCUS-C								
BM25	12.5	15.9	9.4	5.1	8.1	6.1	10.5	9.7
BGE	21.8	29.0	11.9	9.0	10.5	10.3	16.8	15.6
GritLM	22.5	14.6	7.0	5.8	5.3	2.4	13.5	10.1
QWEN2	44.8	36.6	13.4	12.7	14.2	17.5	20.2	22.8
MARCUS-S								
BM25	20.3	19.1	18.4	15.9	20.7	12.6	24.0	18.7
BGE	38.4	31.9	27.7	34.5	21.6	32.8	37.6	32.1
GritLM	54.2	40.0	<u>37.5</u>	<u>47.7</u>	31.2	36.7	48.7	42.3
QWEN2	64.7	38.3	36.5	54.7	<u>31.8</u>	35.2	55.0	45.2
MARCUS (Ours)								
BM25	22.7	22.7	16.1	12.7	21.7	11.6	16.4	17.7
BGE	36.1	33.6	31.0	25.4	27.8	32.9	34.7	31.6
GritLM	53.2	43.3	40.2	34.2	33.8	36.4	47.9	41.3
QWEN2	<u>62.3</u>	45.6	37.1	36.8	30.9	36.3	<u>49.5</u>	<u>42.6</u>

Table 3: Ablation results (nDCG@10, %) across domains.

Method	Bio.	Earth.	Econ.	Psy.	Rob.	Stack.	Sus.	Avg.	Δ
None	63.3	59.1	55.7	61.1	48.9	62.0	58.9	58.4	–
<i>MARCUS-S</i>	64.8	62.5	59.0	62.0	50.2	62.8	59.9	60.2	$\uparrow 83\%$
<i>MARCUS</i> (Ours)	67.0	61.3	59.1	62.9	49.4	63.0	60.0	60.4	$\uparrow 100\%$

Table 4: LLM-evaluated QA performance across domains. *MARCUS* and *MARCUS-S* both improve over the *None* baseline, with *MARCUS* achieving the highest overall score. Δ denotes relative improvement.

4.4.2 End-to-End RAG Performance

To assess the impact of document splitting (*MARCUS-S*), we compare three document configurations—*None*, *MARCUS-S*, and *MARCUS*—within a unified RAG pipeline for downstream generation.

First, the retriever ranks corpus chunks and returns the top-10 hits by nDCG@10. Then, the generator generates an answer conditioned on the user query and the retrieved evidence. Lastly, the evaluator assigns a 0–100 score following the relevance-and-coverage rubric.

This three-stage protocol cleanly isolates the contribution of the splitting strategy to downstream RAG quality.

Results. The *None* baseline lags behind both *MARCUS* variants across every domain. Introducing the *MARCUS-S* configuration—splitting without prior cleaning—already lifts retrieval quality appreciably, accounting for roughly four-fifths of the total gain achieved by the full *MARCUS* pipeline. Adding the cleaning stage yields a further, but comparatively modest, improvement and secures the top score in most domains. These observations confirm that chunk-level semantic seg-

mentation is the dominant factor driving end-to-end RAG effectiveness, while additional cleaning provides incremental refinement.

Deployment Recommendation. We recommend adopting *MARCUS-S* as the default preprocessing strategy in production RAG systems. It delivers the majority of performance improvements with minimal token overhead, making it a strong default choice in most scenarios. In settings where token budget is less constrained or higher accuracy is essential, the full *MARCUS* pipeline remains a compelling option, offering additional refinement and stronger domain-level consistency.

4.5 Reasoning Enhancement

To evaluate the impact of query formulation on downstream reasoning performance, we replace the original queries with reasoning-style rewrites generated by five state-of-the-art LLMs: Claude-3-Opus, Gemini-1.0, GPT-4, Grit, and LLaMA3-70B. These LLM-generated queries are issued to fixed retrievers, and we assess the effectiveness of the retrieved content in supporting reasoning tasks across seven domains.

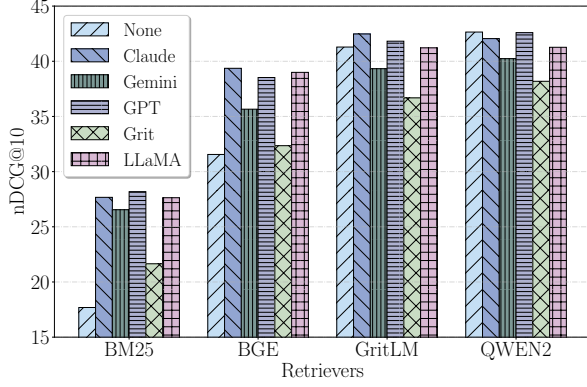


Figure 6: Impact of LLM-rewritten queries on reasoning performance (nDCG@10, %) across retrievers. See Appendix B for full domain-level results.

Reasoning-style queries benefit weaker retrievers but offer limited gains for stronger models. Figure 6 shows that LLM-generated reasoning queries notably improve retrieval performance for BM25 and BGE, where clearer semantics help guide relevance. However, for high-capacity retrievers like GritLM and QWEN2, performance remains largely unchanged, suggesting these models already capture sufficient semantic cues from standard queries. While Claude and GPT-4 generate consistently strong queries, their impact is retriever-dependent, with diminishing returns on top-tier models.

4.6 Reranking Enhancement

To evaluate the effectiveness of reranking in improving retrieval quality, we conduct experiments using two rerankers: a lightweight model (MiniLM) and a stronger LLM-based model (GPT-3.5-Turbo). Both are applied to the top- k candidate passages returned by different retrievers. We experiment with two settings for the candidate pool size ($k = 10$ and $k = 100$ for MiniLM, $k = 10$ for GPT-3.5-Turbo) to analyze how reranking performance is affected by retrieval depth. This setup allows us to assess whether rerankers can consistently enhance semantic relevance and how sensitive they are to the retrieval noise introduced by larger candidate sets. Fig 7 shows the reranking results across different retrievers and candidate set sizes.

Reranking Offers Limited Gains at Small k , and Degrades with Large Candidate Pools. Reranking with MiniLM@10 achieves retrieval performance comparable to the *None* baseline, indicating that lightweight rerankers provide limited benefits

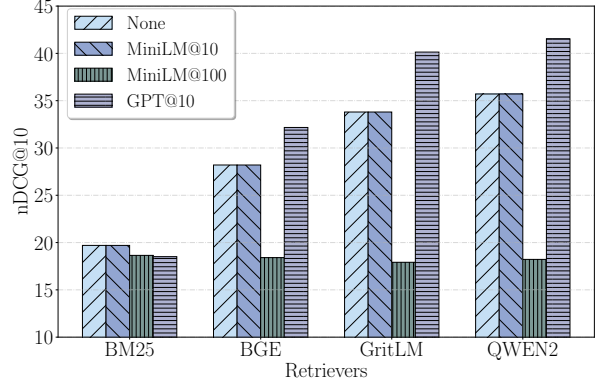


Figure 7: Retrieval metric(nDCG@10, %) of rerankers applied to top- k results from different retrievers. See Appendix C for full domain-level results.

when the top- k candidates are already of reasonably high quality. However, increasing the candidate pool to $k = 100$ introduces substantial noise, leading MiniLM@100 to perform worse than both MiniLM@10 and *None*, especially with neural retrievers such as GritLM and QWEN2. This highlights the importance of candidate quality before reranking and suggests that rerankers are sensitive to noisy retrieval inputs, particularly when operating over larger passage sets.

Stronger LLM Rerankers Yield the Best Performance. GPT-3.5-Turbo@10 achieves the highest nDCG@10 across all retrievers, indicating the value of stronger semantic reasoning in reranking. Compared to MiniLM@10, GPT-based reranking improves performance by over 5 absolute points for GritLM and QWEN2, highlighting the benefit of LLMs for fine-grained relevance assessment.

5 Conclusion

We introduced BRIGHT⁺, a high-quality refinement of the BRIGHT benchmark tailored for retrieval-augmented reasoning. By identifying and addressing two major flaws—content redundancy and semantic discontinuity—we developed *MAR-CUS*, an LLM-powered clean-and-split pipeline that produces coherent, retrievable chunks. Our results show that BRIGHT⁺ not only improves retrieval performance across multiple models but also enhances downstream RAG effectiveness. We release the dataset and pipeline to support further research on scalable, semantics-aware data preparation for reasoning-centric applications.

Limitations

MARCUS improves corpus quality for retrieval-augmented reasoning, but has limitations. Its reliance on large LLMs incurs high computational cost, making it challenging to scale without further optimization. Although SafeClean preserves gold spans and avoids hallucinations, changes to surrounding non-gold regions may still disrupt local semantic continuity, potentially affecting retriever behavior. Moreover, the pipeline depends on BRIGHT-specific supervision, such as span-level annotations, which limits its direct applicability to benchmarks without similar metadata.

Ethics Statement

This work focuses on improving the quality of retrieval corpora through LLM-based cleaning and segmentation. All models used in this study are publicly available, and the BRIGHT dataset was released under a research-friendly license. Our proposed pipeline operates on existing textual data and does not involve the collection or generation of personally identifiable information, sensitive content, or human subject data. Nonetheless, we acknowledge that LLM outputs may carry unintended biases or hallucinations. To mitigate this, we adopt conservative prompting strategies that avoid paraphrasing and minimize hallucinated edits. We encourage future users of BRIGHT⁺ and *MARCUS* to exercise similar caution and to conduct additional validation when applying these tools in downstream or real-world settings.

References

- Devansh Arpit, Stanisław Jastrzębski, Nicolas Ballas, David Krueger, Emmanuel Bengio, Maxinder S Kanwal, Tegan Maharaj, Asja Fischer, Aaron Courville, Yoshua Bengio, et al. 2017. A closer look at memorization in deep networks. In *International conference on machine learning*, pages 233–242. PMLR.
- Juliane Budach and Isabelle Augenstein. 2022. Data leakage and generalization in multi-document summarization. In *Proceedings of the 2022 Conference on Empirical Methods in Natural Language Processing (EMNLP)*, pages 10871–10887.
- Max Grusky, Mor Naaman, and Yoav Artzi. 2018. Newsroom: A dataset of 1.3 million summaries with diverse extractive strategies. *arXiv preprint arXiv:1804.11283*.
- Huda Khayrallah and Philipp Koehn. 2018. On the impact of various types of noise on neural machine translation. *arXiv preprint arXiv:1805.12282*.
- Jinhyuk Lee, Zhuyun Dai, Xiaoqi Ren, Blair Chen, Daniel Cer, Jeremy R Cole, Kai Hui, Michael Boratko, Rajvi Kapadia, Wen Ding, et al. 2024. Gecko: Versatile text embeddings distilled from large language models. *arXiv preprint arXiv:2403.20327*.
- Zehan Li, Xin Zhang, Yanzhao Zhang, Dingkun Long, Pengjun Xie, and Meishan Zhang. 2023. Towards general text embeddings with multi-stage contrastive learning. *arXiv preprint arXiv:2308.03281*.
- Niklas Muennighoff, SU Hongjin, Liang Wang, Nan Yang, Furu Wei, Tao Yu, Amanpreet Singh, and Douwe Kiela. 2024. Generative representational instruction tuning. In *ICLR 2024 Workshop: How Far Are We From AGI*.
- Niklas Muennighoff, Nouamane Tazi, Loïc Magne, and Nils Reimers. 2022. Mteb: Massive text embedding benchmark. *arXiv preprint arXiv:2210.07316*.
- Feng Nan, Ramesh Nallapati, Zhiguo Wang, Cicero Nogueira dos Santos, Henghui Zhu, Dejiao Zhang, Kathleen McKeown, and Bing Xiang. 2021. Entity-level factual consistency of abstractive text summarization. *arXiv preprint arXiv:2102.09130*.
- Stephen Robertson, Hugo Zaragoza, et al. 2009. The probabilistic relevance framework: Bm25 and beyond. *Foundations and Trends® in Information Retrieval*, 3(4):333–389.
- Hongjin Su, Howard Yen, Mengzhou Xia, Weijia Shi, Niklas Muennighoff, Han-yu Wang, Haisu Liu, Quan Shi, Zachary S Siegel, Michael Tang, Ruoxi Sun, Jinsung Yoon, Serkan O Arik, Danqi Chen, and Tao Yu. 2024. [Bright: A realistic and challenging benchmark for reasoning-intensive retrieval](#).
- Weiwei Sun, Lingyong Yan, Xinyu Ma, Shuaiqiang Wang, Pengjie Ren, Zhumin Chen, Dawei Yin, and Zhaochun Ren. 2023. Is chatgpt good at search? investigating large language models as re-ranking agents. *arXiv preprint arXiv:2304.09542*.
- Swabha Swayamdipta, Roy Schwartz, Nicholas Lourie, Yizhong Wang, Hannaneh Hajishirzi, Noah A Smith, and Yejin Choi. 2020. Dataset cartography: Mapping and diagnosing datasets with training dynamics. *arXiv preprint arXiv:2009.10795*.
- Nandan Thakur, Nils Reimers, Andreas Rücklé, Abhishek Srivastava, and Iryna Gurevych. 2021. Beir: A heterogeneous benchmark for zero-shot evaluation of information retrieval models. *arXiv preprint arXiv:2104.08663*.
- Shitao Xiao, Zheng Liu, Peitian Zhang, Niklas Muennighoff, Defu Lian, and Jian-Yun Nie. 2024. C-pack: Packed resources for general chinese embeddings. In *Proceedings of the 47th international ACM SIGIR conference on research and development in information retrieval*, pages 641–649.

Hainan Xu and Philipp Koehn. 2017. Zipporah: a fast and scalable data cleaning system for noisy web-crawled parallel corpora. In *EMNLP 2017: Conference on Empirical Methods in Natural Language Processing*, pages 2935–2940. Association for Computational Linguistics.

Appendix

A Prompt Templates for Different Agents

Table 5 presents the full prompt templates used for the three agents—SAFECLEAN, FASTCLEAN, and SPLITTER—in our *MARCUS* pipeline. These prompts are passed to a chat-based LLM in either system or user roles and are designed to elicit consistent, high-precision outputs for content cleaning and segmentation.

Table 5: Prompt templates used for each LLM agent in *MARCUS* pipeline.

Agent	Prompt Template
SAFECLEAN	<p>You are given raw HTML from a Wikipedia page. Your task is to extract the main article content, clean it up, and preserve it as close to the original meaning as possible.</p> <p>Instructions:</p> <ol style="list-style-type: none">1. Do not rewrite, summarize, or reformat the content.2. Remove only the following irrelevant elements: navigation bars, sidebars, headers, footers, language links, edit/tool buttons, login links, donation banners, search boxes, and copyright.3. Keep all meaningful article content, including section titles, paragraphs, lists, citations, and embedded text.4. If you encounter garbled characters (e.g., ?), try to infer the correct meaning from context; if uncertain, leave unchanged.5. Output must be valid, clean Markdown only—no extra explanation or commentary.6. Never remove actual article content or paragraph text. <p>Raw HTML: {html}</p>
FASTCLEAN	<p>You are given raw text (possibly containing HTML). Extract and return only the main article content.</p> <p>Rules:</p> <ol style="list-style-type: none">1. Remove irrelevant elements (e.g. navbars, sidebars, headers, footers, edit/login links, banners, ads, search boxes, etc.).2. If there is no main content, return an empty line.3. Keep all actual article text intact—no rewriting, summarizing, or reformatting.4. Only output the cleaned main article content (plain text). <p>Raw TEXT: {html}</p>
SPLITTER	<p>Split the input text into as few coherent, readable chunks as possible, ideally just one. Preserve as much semantic integrity as possible.</p> <p>Chunking rules:</p> <ol style="list-style-type: none">1. Minimize the number of chunks. Only split when there is a clear and significant shift in topic or structure.2. Each chunk should be as long as possible while still forming a coherent unit of meaning.3. Label each chunk in order as "Chunk A:", "Chunk B:", "Chunk C:", etc.4. If the input contains tables or structured data, summarize them in natural language and include as part of a chunk.5. Do not modify the original text content except for structured data. You may delete content at the beginning or end, but preserve original wording and structure elsewhere. <p>Example output:</p> <p>Chunk A:</p> <p>This entire chunk stays together because it maintains a consistent topic and logical flow.</p> <p>Even if it spans several sentences or paragraphs, it is not split unless the topic clearly changes.</p>

B Reasoning Enhancement Results

To assess the downstream reasoning capabilities of different retrievers under various query formulations, we conduct an evaluation using LLM-rewritten queries across seven domains in BRIGHT+. Table 6 summarizes the results.

Specifically, we compare performance under six different query-generation settings: the original BRIGHT+ queries (None), identical to those in BRIGHT), and rewritten versions produced by five leading LLMs—Claude-3-Opus, Gemini-1.0, GPT-4, Grit, and LLaMA-3. All query rewrites are provided as part of the BRIGHT benchmark suite, enabling controlled comparisons without introducing prompt engineering or LLM inference noise. For each setting, the same document corpus and retrievers are used, isolating the impact of query reformulation.

Across the board, we observe that LLM-generated reasoning-style queries lead to significant gains in nDCG@10, particularly for weaker retrievers such as BM25 and BGE. For instance, BM25 improves from 22.7% to 45.6% on Biology when using Gemini-generated queries, while BGE sees consistent boosts across all domains with Claude and GPT queries.

Interestingly, stronger dense retrievers like GritLM and QWEN2 benefit less dramatically from query rewriting, as they already capture much of the underlying semantics. However, even in those cases, high-quality prompts (e.g., from GPT-4 or Claude) yield modest but measurable improvements, suggesting some complementarity between retriever embeddings and prompt expressiveness.

This experiment highlights that while model quality is important, the phrasing of the input query can be an equally powerful lever for improving retrieval precision in reasoning-intensive tasks. Incorporating LLMs into the query preprocessing stage is thus a lightweight yet highly effective enhancement for real-world RAG applications.

Table 6: Reasoning task results across models and retrievers

Retriever	Biology	Earth Science	Economics	Psychology	Robotics	Stackoverflow	Sustainable Living
None							
BM25	22.70	22.66	16.06	12.72	21.69	11.61	16.37
BGE	36.05	33.63	31.01	25.39	27.18	32.89	34.74
GritLM	53.23	43.25	40.18	34.24	33.82	36.38	47.92
Qwen2	62.25	45.59	37.08	36.80	30.88	36.44	49.49
Claude-3-Opus							
BM25	44.63	34.41	25.01	26.32	20.41	19.77	23.14
BGE	55.24	40.56	37.44	31.28	28.30	39.19	43.53
GritLM	54.65	45.02	38.99	34.88	35.00	41.99	46.78
QWEN2	60.27	43.30	34.93	38.26	32.91	37.66	47.04
Gemini-1.0							
BM25	45.60	31.65	23.99	25.92	21.85	18.72	18.09
BGE	52.69	38.58	33.26	29.20	24.26	32.71	38.91
GritLM	53.89	42.12	37.46	31.83	30.80	36.62	42.55
QWEN2	59.76	43.08	29.66	34.44	33.95	35.90	44.87
GPT-4							
BM25	44.04	36.42	24.12	27.23	23.59	21.53	20.34
BGE	53.66	41.08	36.54	31.49	25.25	40.77	40.91
GritLM	57.21	45.41	35.27	33.72	34.97	40.27	45.89
QWEN2	59.10	46.50	34.44	36.28	33.61	39.82	48.41
Grit							
BM25	31.12	24.16	21.90	21.11	19.59	16.26	17.40
BGE	41.80	32.48	33.37	28.09	22.19	31.25	37.27
GritLM	47.74	39.70	36.71	30.18	28.34	33.56	40.55
QWEN2	52.22	39.11	31.88	35.26	30.40	35.03	43.40
LLaMA							
BM25	45.81	33.87	25.20	25.97	20.75	19.37	22.47
BGE	53.70	40.07	36.07	30.83	29.85	38.34	44.10
GritLM	54.57	45.11	38.30	33.18	33.03	39.37	44.95
QWEN2	58.30	43.64	34.11	38.38	33.83	35.15	45.46

C Reranking Enhancement Results

We further investigate the effect of reranking in the BRIGHT⁺ setting by evaluating a second-stage reranker across a range of retrievers and query rewriting conditions. Table 7 presents nDCG@10 scores across seven domains.

In this experiment, each retriever produces a candidate list of top- k passages, which are optionally re-scored by a reranker. We consider three reranking conditions:

- **None:** No reranker is used; evaluation is based on the original ranking from the base retriever.
- **MiniLM:** We apply the pretrained cross-encoder cross-encoder/ms-marco-MiniLM-L-12-v2 from HuggingFace, a lightweight but effective model trained on MS MARCO.
- **GPT:** We use gpt-3.5-turbo (via OpenAI API) as a reranker, implemented by prompting the model to rank candidate passages in terms of relevance to the input query.

We evaluate both low-recall ($k = 10$) and high-recall ($k = 100$) settings, using the same query variants and document corpus for all runs. Several key observations emerge:

- With **MiniLM**, reranking tends to mirror the base retriever unless the initial candidates are already strong. Gains are minimal, especially at $k = 10$.
- In contrast, **GPT-3.5-turbo** shows significant improvements, particularly when reranking outputs from strong retrievers like QWEN2. For example, QWEN2 reranked by GPT at $k = 10$ reaches 59.93% on Biology.
- At $k = 100$, MiniLM reranking often degrades performance due to over-saturation, whereas GPT reranking remains robust, highlighting its superior semantic discrimination.
- Notably, reranking even benefits classical BM25, though the ceiling is naturally lower.

These results suggest that while lightweight rerankers like MiniLM are practical for latency-sensitive applications, high-capacity rerankers such as GPT-3.5 can offer substantial accuracy gains in settings where semantic depth and reasoning are critical.

Table 7: Reranking performance (nDCG@10, %) across 7 BRIGHT domains with different retrievers and top- k settings.

Top- k	Retriever	Biology	Earth Science	Economics	Psychology	Robotics	Stackoverflow	Sustainable Living
None								
–	BM25	22.41	24.27	14.27	15.84	24.91	16.53	19.67
	BGE	32.12	30.98	27.76	22.01	23.16	30.31	31.06
	GritLM	39.98	37.87	30.59	28.37	28.95	34.49	36.36
	QWEN2	48.92	38.97	30.53	30.37	26.53	32.34	42.29
MiniLM								
k=10	BM25	22.41	24.27	14.27	15.84	24.91	16.53	19.67
	BGE	32.12	30.98	27.76	22.01	23.16	30.31	31.06
	GritLM	39.98	37.87	30.59	28.37	28.95	34.49	36.36
	QWEN2	48.92	38.97	30.53	30.37	26.53	32.34	42.29
k=100	BM25	19.37	21.77	16.53	15.74	14.14	19.96	23.01
	BGE	19.62	23.19	16.78	15.51	13.26	19.23	21.26
	GritLM	16.48	23.58	16.38	16.18	14.82	17.89	20.08
	QWEN2	17.42	23.85	16.59	14.44	15.28	17.64	22.33
GPT								
k=10	BM25	22.91	22.90	16.03	12.65	24.95	13.01	17.11
	BGE	36.86	33.32	29.87	26.03	28.51	33.73	36.86
	GritLM	53.27	43.08	39.57	34.82	33.14	32.85	44.24
	QWEN2	59.93	43.32	34.40	33.36	33.20	35.15	51.39