

---

# Large Language Models Can Be a Viable Substitute for Expert Political Surveys When a Shock Disrupts Traditional Measurement Approaches

---

Patrick Y. Wu

Department of Computer Science  
American University  
Washington, DC 20016  
patrickwu@american.edu

## Abstract

After a disruptive event or shock, such as the Department of Government Efficiency (DOGE) federal layoffs of 2025, expert judgments are colored by knowledge of the outcome. This can make it difficult or impossible to reconstruct the pre-event perceptions needed to study the factors associated with the event. This position paper argues that large language models (LLMs), trained on vast amounts of digital media data, can be a viable substitute for expert political surveys when a shock disrupts traditional measurement. We analyze the DOGE layoffs as a specific case study for this position. We use pairwise comparison prompts with LLMs and derive ideology scores for federal executive agencies. These scores replicate pre-layoff expert measures and predict which agencies were targeted by DOGE. We also use this same approach and find that the perceptions of certain federal agencies as knowledge institutions predict which agencies were targeted by DOGE, even when controlling for ideology. This case study demonstrates that using LLMs allows us to rapidly and easily test the associated factors hypothesized behind the shock. More broadly, our case study of this recent event exemplifies how LLMs offer insights into the correlational factors of the shock when traditional measurement techniques fail. We conclude by proposing a two-part criterion for when researchers can turn to LLMs as a substitute for expert political surveys.

## 1 Introduction

**This position paper argues that large language models (LLMs) can be a viable substitute for expert political surveys when a shock disrupts traditional measurement approaches.** When shocks, defined as sudden or unexpected events, occur, there is usually a high demand for understanding the magnitude of the shock and what factors potentially contributed or predicted the occurrence of the shock. Even if an expected event occurs, the magnitude of the event may be much broader and disruptive than expected.

For example, the Department of Government Efficiency (DOGE) layoffs of 2025 are considered a shock [Picchi, 2025]. The DOGE layoffs refer to the mass terminations of American federal government employees across federal executive agencies coordinated by DOGE, an initiative established by Donald Trump’s administration in January 2025. Although such job cuts were expected after Donald Trump’s presidential electoral victory, the speed and scale of the job cuts are unprecedented (and, as of this paper’s writing, are still ongoing and subject to a raft of lawsuits).

Naturally, many scholars have analyzed potential predictors of DOGE layoffs to better understand the factors associated with which agencies were (or will be) targeted. Principally, the firings are

considered politically motivated. In other words, the perceived ideology of federal agencies—the perceptions of the policy leanings of the agencies—are largely considered a major predictor of which agencies experience layoffs. Bonica [2025], using survey data from 2014, empirically demonstrated that the perceived ideology of a federal agency significantly predicted whether it experienced DOGE layoffs, even when controlling for agency staffing and annual budgeting.

Given that this survey is more than a decade old, current data would help determine if this pattern remains empirically valid. Additionally, examining factors beyond ideology that may predict DOGE layoffs would provide deeper insights into the ongoing firings. For example, many influential far-right figures, some directly cited by officials such as JD Vance, have advocated for the dismantling the “Cathedral,” a collective term referring to universities, the media, and civil service [Woods, 2019].

Measures such as perceived ideology or perception as knowledge institutions are usually estimated using surveys of political experts. For example, Richardson et al. [2018] surveyed bureaucrats to estimate the perceived ideology of federal agencies. However, obtaining valid estimates during or after an event such as the DOGE layoffs using such an approach may be impossible, as it would require pre-event perceptions of these federal agencies. Estimating a measure using surveys now, after the start of the DOGE layoffs, would bias downstream inferences that seek to explain which agencies were targeted.

We contend that LLMs are a potential, though imperfect, solution to this problem. We focus on the DOGE layoffs shock as a case study. We prompt pairwise comparisons with several LLMs and derive ideology scores for federal agencies. The outcomes of these pairwise comparisons are then used with the Bradley-Terry model to estimate an ideology score for each agency. We demonstrate that this approach works with three open weight LLMs of varying sizes: each measure replicates pre-layoff expert measures and confirms Bonica [2025]’s finding that ideology predicts which agencies were targeted by DOGE, even when controlling for agency staffing and budget size.<sup>1</sup>

Based on influential far-right thought from individuals such as Curtis Yarvin, we also use the same approach above to estimate the perception of each agency as a *knowledge institution*, or institutions perceived to produce, distribute, or legitimize knowledge. This measure has not been estimated before for federal agencies; a pre-shock measure is impossible to estimate ex post. We show that this knowledge institution measure predicts which agencies are hit with DOGE layoffs, even when holding constant ideology measures, staff size, and budget size.

This new measure suggests that LLMs are a viable substitute for expert political surveys when a shock disrupts traditional measurement approaches. LLMs are also much faster than expert surveys. This allows researchers to rapidly test and refine analyses without the delays and costs associated with traditional survey methods. This speed is particularly advantageous when studying rapidly evolving situations, such as the implications of the DOGE layoffs, where timely analyses can inform our understanding of potential institutional vulnerabilities and authoritarian pressures before they fully manifest into threats to constitutional governance and democracy.

This paper is organized as follows. We first review how latent attributes of political actors are typically measured and how they can be measured using LLMs. We then conduct our analyses of the DOGE layoffs as outlined above. We use this case study to discuss the potential advantages and pitfalls of our argued position. Lastly, we propose a two-part theory-gap criterion for when researchers could use an LLM in place of expert political surveys: there must be a substantive theory—real-world evidence that the construct should matter for the outcome of interest—and that there must be a measurement gap—expert survey data cannot be collected now, but it must have been theoretically possible to collect this data before the shock.

## 2 Measuring Latent Attributes of Political Actors

### 2.1 Latent Attributes, Measurement, and Scaling in Political Science

In political science, latent positions, attributes, or constructs (we use these three terms interchangeably) refer to underlying and unobservable characteristics or stances of political actors, such as legislators, voters, parties, or agencies. These attributes or stances are typically expressed as a scalar value (or

---

<sup>1</sup>To be clear, we make no claims about causation; our analysis identifies factors that are associated with which agencies experienced layoffs.

vector for multidimensional latent spaces). The predominant focus of latent attribute measurement in political science has been on ideological positioning along the liberal-conservative spectrum. The most well-known example of a liberal-conservative ideology measure is NOMINATE, a multidimensional scaling method that spatially maps congressional voting patterns [Poole and Rosenthal, 1985, Carroll et al., 2009]. The resulting two-dimensional map represents legislators as points within this ideological space. Across all congresses, the first dimension is interpreted as liberal-conservative ideology: legislators with lower scalar values on this dimension are more liberal, while legislators with higher scalar values are more conservative. The interpretation of the second dimension differs by time period, representing positions on different contemporaneous issues.

As hinted above, latent attributes are not limited to liberal-conservative ideology. Examples of measures that go beyond liberal-conservative ideology include measures that position political actors along policy-specific dimensions [Wu et al., 2023], identify levels of political sophistication [Luskin, 1987], and quantify persuasive capabilities [Loewen et al., 2012].

Understanding latent positions is useful because it reduces the dimensionality of political actors' complex actions and stances to a low-dimensional (often unidimensional) scale. We can use this to better understand patterns in political behavior, such as identifying the fundamental dimensions that structure political decisions and actions [see, e.g., Poole and Rosenthal, 1997]. These measures can also be combined with other data to better understand politics and the behaviors of political actors. For example, latent ideological measures have been used to understand how lawmakers represent constituents [see, e.g., Ansolabehere et al., 2001, Bartels, 2009] or how position taking occurs outside of roll call voting [see, e.g., Boudreau et al., 2019, Russell, 2021, Macdonald et al., 2025].

While there is broad agreement that political actors have positions in these latent low-dimensional spaces, we cannot directly observe these positions. We must use various scaling techniques to estimate these positions using (often imperfect) observed variables. Broadly, observed variables can be categorized into behavior-based variables or perception-based variables. Behavior-based measures use political actors' actions and interpret these actions as revealed preferences. Examples of these actions include decisions on roll call votes [Poole and Rosenthal, 1985, Carroll et al., 2009], what words were chosen in a floor speech [Gentzkow et al., 2019], and which links are shared on social media [Eady et al., 2025]. Perception-based measures use the perceptions of political actors as the observed variable to estimate latent positions. For example, liberal-conservative measures based on campaign contributions assume ideological homophily between donors and candidates; in other words, it is based on the perceptions of donors [Bonica, 2014]. Similarly, under the same homophily assumption, someone choosing to follow the account of a particular political candidate or organization on social media indicates some kind of political perception of that account [Barberá, 2015].

## 2.2 Measuring Latent Attributes of Federal Agencies

Latent attributes or constructs are not only properties of individuals (e.g., members of Congress). Political parties, interest groups, nonprofit organizations, and federal agencies are all collectives that can also have latent attributes estimated. Almost all studies of latent attributes of federal agencies have focused on two attributes: liberal-conservative ideology and agency independence [Carpenter, 2001]. Here, we focus on the former attribute.

One of the difficulties of studying the ideology of federal agencies is that it is unclear where “ideology” comes from. Political appointees of federal agencies change with administrations, but career bureaucrats often work through several administrations. Many ways of measuring the liberal-conservative ideology of agencies have been proposed. Some have coded agencies based on whether they were created by a Democratic or Republican president [Gilmour and Lewis, 2006]. But this is not particularly accurate, as issues of interest within parties shift over time [Clinton et al., 2012]. For example, the Environmental Protection Agency (EPA) was proposed and established by Richard Nixon, a Republican president.

Several approaches using observed behaviors have also been proposed. Most of these approaches scale the votes of commissioners or federal appointees who have also served in Congress to develop a measure of agency ideology [see, e.g., Moe, 1985, Snyder and Weingast, 2000, Nixon, 2004]. However, the votes of commissioners does not reflect how bureaucrats of the agency would have necessarily voted, and the number of federal appointees who have also served in Congress is small.

By far the most common way to measure the ideology of federal agencies have been perception-based measures. Some have analyzed the election contribution data of federal bureaucrats to estimate the ideology of agencies [Chen and Johnson, 2015]. However, individuals must self-identify as an employee of a U.S. federal agency, and there is a self-selection effect with who chooses to donate to candidates during elections. Clinton and Lewis [2008], Clinton et al. [2012], and Richardson et al. [2018] fielded surveys to both career and appointed bureaucrats across federal agencies. Specifically, Richardson et al. [2018] used the 2014 Survey on the Future of Government Service, a survey completed by over 1,500 federal executives. One question in the survey asked respondents whether the policy views of certain agencies were liberal, conservative, or neither. Richardson et al. [2018] call these scores the perceived ideological leanings of federal agencies because this measure uses insider knowledge and perceptions of agencies. Aside from measures estimated using LLMs, this is the most up-to-date measure of federal agency ideology.

### 2.3 Measuring Latent Attributes Using LLMs

There is also an emerging literature on using LLMs for estimating measures of latent attributes. Much of this work has focused on estimating the latent attributes of text, such as the level of aversion expressed to Republicans and Democrats in tweets [see, e.g., Wu et al., 2024, Le Mens and Gallego, 2025, Sarkar et al., 2025]. Other works have directly queried information about the politics and positions of specific political actors. These papers leverage the extensive political information embedded in LLMs through their training on massive corpora of digital media, capturing position-taking and widely-held perceptions of political actors. Although the LLM embeds information about the actors’ behaviors, these approaches are much closer to perception-based measures than behavior-based measures. O’Hagan and Schein [2024] prompted GPT to position senators along the ideology dimension, finding that this measure highly correlated with the first dimension of NOMINATE. Wu et al. [2023] used pairwise comparisons between senators to position senators along an ideology dimension, a support for gun control dimension, and a support for abortion rights dimension using GPT and two Llama models of different sizes [Llama Team, AI @ Meta, 2024]. The outcomes of these pairwise comparisons were scaled using the Bradley-Terry model. Napolio [n.d.] used the framework from Wu et al. [2023] and made pairwise comparisons between federal executive agencies using GPT, showing that it highly correlates with existing measures of federal agencies. While this current paper builds on Napolio [n.d.], the findings of that paper are not reproducible because it used an unknown version of GPT-4.0 that may no longer be available. Napolio [n.d.] does not propose other estimates of latent attributes of federal executive agencies besides liberal-conservative ideology.

## 3 Measuring the Ideology of Federal Agencies Using Various LLMs

This section describes how we estimated an updated measure of the ideology of federal agencies.

### 3.1 Methodology

We used the language model pairwise comparison approach described in Wu et al. [2023]. We prompted the three generative LLMs with pairwise comparisons of federal agencies along a liberal-conservative dimension. Pairwise comparisons have many advantages: they only have one task for the LLM to complete, they do not depend on an unknown scale of the LLM when generating numbers, and they can be used with probability models to estimate continuous scores for all items being compared [Carlson and Montgomery, 2017, Narimanzadeh et al., 2023]. Pairwise comparisons have also been extensively used in political science [Loewen et al., 2012, Carlson and Montgomery, 2017, Park, 2021]. We used the following pairwise comparison prompt across the three LLMs: WHICH AGENCY IS PERCEIVED TO BE MORE LIBERAL: [AGENCY 1] OR [AGENCY 2]?

We then used the Bradley-Terry model [Bradley and Terry, 1952] with the outcomes of the pairwise comparisons to estimate ideology scores for each federal agency. The Bradley-Terry model estimates a parameter for each actor being compared. When two actors  $i$  and  $j$  are compared, the log odds that actor  $i$  is “preferred” (e.g., more liberal) over actor  $j$  is  $\text{logit}(\Pr(i > j)) = \log\left(\frac{\Pr(i > j)}{\Pr(j > i)}\right) = \lambda_i - \lambda_j$ . Reference-free quasi-standard errors can also be calculated [Firth and De Menezes, 2004]. We called these scores the Agency Ideology Pairwise Scores (henceforth referred to as AIPS). Ties were allowed: a 0.5 “win” was added to both agencies when a tie occurred [Turner and Firth, 2012].

### 3.2 Data

We used the list of federal agencies from Bonica [2025], a dataset derived from Richardson et al. [2018].<sup>2</sup> The dataset contains 123 total federal agencies and their respective perceived ideology estimates from Richardson et al. [2018]. The data also includes an indicator variable that shows which agencies experienced DOGE layoffs.<sup>3</sup> Bonica [2025] used an indicator variable rather than a count of layoffs per agency because reliable layoff figures were often unavailable. Additionally, layoffs can take various forms, including dismissals or indefinite leaves, making precise numerical estimates difficult to determine. Layoffs were included if they involved forced layoffs; we did not count agencies that lost employees who left from taking the “buyout.” The public dataset was last updated on February 28, 2025. We manually updated any additional DOGE layoffs as of May 12, 2025. We made pairwise comparisons between all federal agencies, resulting in 7,503 pairwise comparisons. Each pairwise comparison was repeated three times with each LLM.

We used three state of the art LLMs: Meta’s Llama 3.3 70B Instruct (70 billion parameters) [Llama Team, AI @ Meta, 2024], Mistral Small 3 (24 billion parameters) [Mistral AI Team, 2025], and Microsoft’s Phi-4 (14 billion parameters) [Abdin et al., 2024]. All are open-weight, instruction-tuned models developed by different organizations with distinct training methodologies. All models were also released before the start of the DOGE layoffs in February 2025. The selection of LLMs with varying parameter counts and training approaches allows us to examine how estimated agency ideologies might differ across LLMs.

### 3.3 Agency Ideology Pairwise Scores

The Agency Ideology Pairwise Scores for Llama 3.3 70B Instruct are illustrated on the x-axis in Figure 1. From a perspective of face validity, the results made sense: the most liberal federal agencies were the Environmental Protection Agency, Equal Employment Opportunity Commission, National Labor Relations Board, Consumer Financial Protection Bureau, and the Peace Corps. The most conservative federal agencies were the United States Immigration and Custom Enforcement (ICE), Joint Chiefs of Staff, Department of the Army, United States Customs and Border Patrol, and the Missile Defense Agency. The full estimated ideological positions of all agencies for all LLMs with quasi-standard error-derived 95% confidence intervals can be found in the Appendix.

#### 3.3.1 Correlations

We used the Pearson correlation coefficient to compare estimated AIPS across the different LLMs. We also compared each AIPS with the perceived ideology estimate of Richardson et al. [2018] (referred to as RCL in the results). The results are in the correlation matrix in Table 1.

Table 1: Correlations among Agency Ideology Pairwise Scores scores and Richardson et al. [2018] (RCL) scores

	Llama	Mistral	Phi-4	RCL Score
Llama	1.00	0.87	0.89	0.90
Mistral		1.00	0.92	0.80
Phi-4			1.00	0.82
RCL Score				1.00

The correlations between AIPS estimated using different LLMs were high, especially between those estimated using Mistral Small 3 and Phi-4. This indicates substantial agreement in the perceived ideological positioning of federal agencies across the LLMs. Furthermore, each AIPS strongly correlated with the perceived ideology estimate of Richardson et al. [2018]. The largest model in this study, Llama 3.3 70B Instruct, had the highest correlation with this measure. Interestingly, the smaller Phi-4 had a slightly higher correlation with the perceived ideology estimate than Mistral Small 3. Figure 1 illustrates in greater detail the relationship between AIPS estimated using Llama and Richardson et al. [2018]’s perceived agency ideology scores.

<sup>2</sup>The dataset can be found here.

<sup>3</sup>Sources for each DOGE layoff can be found in the original dataset.

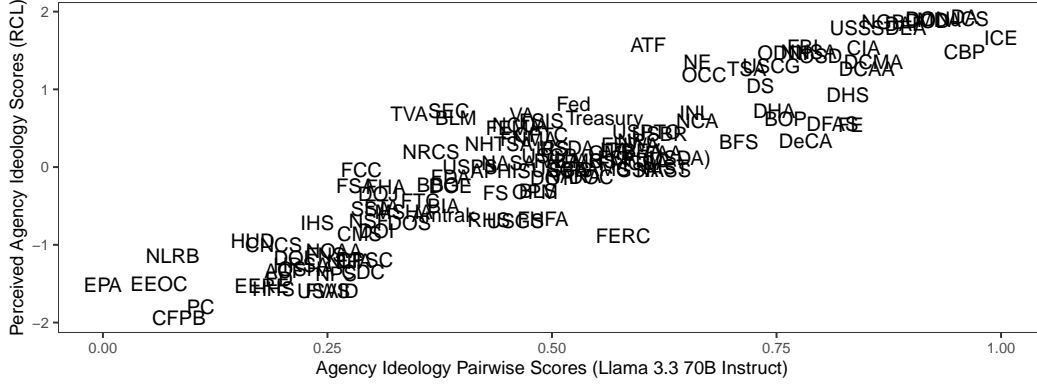


Figure 1: The perceived agency ideology scores from Richardson et al. [2018] versus our Agency Ideology Pairwise Scores estimated using Llama 3.3 70B Instruct.

### 3.3.2 Replicating Bonica [2025] Using the Agency Ideology Pairwise Scores

We used AIPS to replicate Bonica [2025]’s finding that the perceived ideology of the agency predicts whether the agency experienced DOGE layoffs, controlling for the agency’s total budget and number of staff. The results are in Table 2. Using the same logistic regression configuration as Bonica [2025], we found that the three AIPS replicated the findings in Bonica [2025], including the finding that annual budget and total staff are not statistically significant predictors of which federal agencies experienced DOGE layoffs.

Table 2: Logistic regression results using Agency Ideology Pairwise Scores estimated using the three LLMs. The outcome is a binary variable for whether the agency experienced DOGE layoffs.

	Llama	Mistral	Phi-4
Ideology	−5.55*** (1.23)	−4.57*** (1.21)	−5.24*** (1.26)
log(Annual Budget)	0.24 (0.15)	0.24 (0.14)	0.18 (0.15)
log(Total Staff)	0.29 (0.18)	0.19 (0.16)	0.23 (0.17)
Constant	−5.74* (2.65)	−4.35 (2.64)	−3.17 (2.74)

*Note:* \*p<0.05; \*\*p<0.01; \*\*\*p<0.001

## 4 Measuring the Perception of Federal Agencies as Knowledge Institutions Using an LLM

Scholars have noted that several figures of the alt-right, such as Curtis Yarvin (also known as “Mencius Moldbug”) and Bronze Age Pervert (“BAP”), appear to be influential on current actions of the American federal government. Vice President JD Vance, for example, has directly referenced Yarvin’s ideas in speeches and podcasts [Wilson, 2024]. These figures of the alt-right, commonly coined neo-reactionaries, have been described as part of a broader anti-democratic, anti-egalitarian, and reactionary movement [Jones, 2019].

One of Yarvin’s core ideas is the “Cathedral,” which Jones [2019] describes as the “superstructure of cultural capital within universities, the media, and bureaucracy, which it views as not only hegemonic and inefficient, but also the primary reason for the decline of Western civilization, as it has embraced liberal humanism.” In other words, the Cathedral is problematic for Yarvin because these knowledge institutions, which create, legitimize, and distribute knowledge, have been taken over by progressive messaging and need to be dissolved [Marchese, 2025].

We estimated a “knowledge institution” measure using the same pairwise comparison approach and data described in the previous section. We used the following prompt: KNOWLEDGE INSTITUTIONS CREATE, DISTRIBUTE, AND/OR LEGITIMIZE KNOWLEDGE. WHICH AGENCY IS MORE LIKELY TO BE PERCEIVED TO BE PRODUCING KNOWLEDGE, DISTRIBUTING KNOWLEDGE, AND/OR SUPPORTING KNOWLEDGE INSTITUTIONS SUCH AS ACADEMIC AND EDUCATIONAL INSTITUTIONS, THE MEDIA, AND CIVIL SOCIETY ORGANIZATIONS: [AGENCY A] OR [AGENCY B]?

We used Llama 3.3 70B Instruct, the largest LLM among the three used in the previous section and the LLM with the highest correlation with the Richardson et al. [2018] perceived ideology measure. We called this measure the Knowledge Institution Pairwise Scores (henceforth referred to as KIPS). No similar measure has been previously estimated in this literature.

The resulting measure can be seen in Figure 2. The figure shows that KIPS did not correlate with total staffing at the agency; yet, agencies with higher KIPS appeared to be disproportionately hit with layoffs. The agencies with the highest KIPS are the National Science Foundation, the National Institutes of Health, the Department of Education, the United States Agency for International Development (supporting education and civil societies worldwide and funding research on international development), and NASA. The full estimated positions of agencies’ perceptions as knowledge institutions with quasi-standard error-derived 95% confidence intervals can be found in the Appendix.

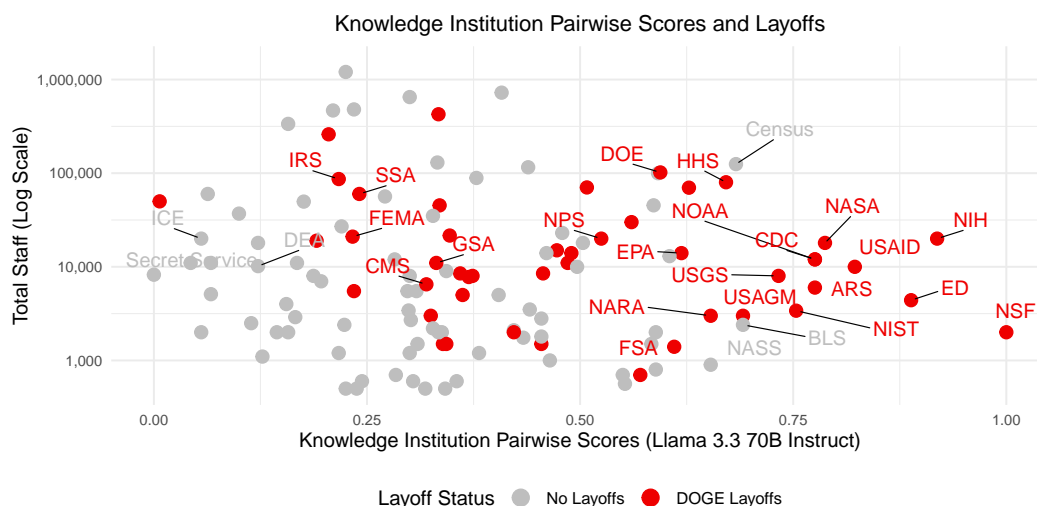


Figure 2: Total staff by agency (on a log scale) versus our Knowledge Institution Pairwise Scores estimated using Llama 3.3 70B Instruct.

We confirmed this analysis using logistic regressions in Table 3. We used three different model configurations. Model 1 included only KIPS; Model 2 included KIPS and AIPS using Llama; Model 3 included KIPS and the perceived agency ideology scores from Richardson et al. [2018]. All models included controls for annual budgeting and total staffing.

KIPS were a significant predictor of DOGE layoffs, even when holding agency ideology—whether it was estimated using an LLM or previous expert surveys—constant. This empirically suggests that DOGE layoffs were driven by more than just ideology: they were also driven by institutional factors related to the perception of knowledge production and management within agencies.

## 5 Using LLMs in Place of Expert Political Surveys: Advantages, Alternative Views, and a Two-Part Theory-Gap Criterion

### 5.1 Advantages

The DOGE layoffs case study demonstrated that there are several advantages to using LLMs in place of expert political surveys. First, and most importantly, this measurement approach offers **temporal flexibility**: it allow us to measure latent attributes of political actors using approaches that would be

Table 3: Logistic regression results using three different model configurations. The outcome was a binary variable for whether the agency experienced DOGE layoffs.

	Model 1	Model 2	Model 3
Knowledge Institution Pairwise Scores	5.00*** (1.21)	3.21* (1.34)	2.98* (1.34)
Agency Ideology Pairwise Scores		-4.27** (1.33)	
Perceived Agency Ideology [Richardson et al., 2018]			-1.20*** (0.34)
log(Annual Budget)	0.31* (0.14)	0.25 (0.15)	0.24 (0.15)
log(Total Staff)	0.02 (0.15)	0.25 (0.18)	0.33 (0.19)
Constant	-9.71*** (2.67)	-7.65** (2.83)	-10.14*** (2.87)
<i>Note:</i>	*p<0.05; **p<0.01; ***p<0.001		

difficult or impossible with experts. Surveys capture the now, while LLMs allow us to capture an ex ante snapshot that no expert panel can retrospectively supply. Using open weight models with verified checkpoint dates preceding the shock guarantees that the model’s knowledge cutoff is pre-event, preventing post-event biases from contaminating the analysis.

This temporal flexibility also demonstrates one fundamental difference with the literature on using language models to serve as surrogate, virtual subjects, sometimes referred to as “silicon samples” [see, e.g., Argyle et al., 2023, Dillion et al., 2023, Bisbee et al., 2024, Moon et al., 2024, Tjuatja et al., 2024, Sarstedt et al., 2024, Suh et al., 2025]. Many of these works analyze whether LLMs are able to replicate human responses on surveys and if these patterns generalize to unseen surveys. These approaches are inherently forward-looking: they focus on using information from the past that the LLM was trained on to predict future responses, behaviors, and affect. Our argued position on using LLMs for estimating latent attributes is, by contrast, retrospective: we leverage pre-shock information and perceptions embedded in LLMs to construct measures that help us better understand the associated factors in observed outcomes.

LLMs also allow us to estimate measures in a **speedy and cost efficient manner**. This speed is often critical to understanding rapidly changing circumstances. Moreover, when traditional measurement approaches are still, or become, available, using LLMs can act as a way to pilot a study, flagging ambiguous items, estimating effect sizes and variances, and guiding sample size and questionnaire design so that subsequent expert or public surveys are faster, cheaper, and more focused. Relatedly, the **scalability** of LLMs enables researchers to test all combinations of items using measurement approaches such as pairwise comparisons. It allows us to construct a preliminary measure when surveys are not feasible, when the shock is still unfolding, or when human fatigue from completing lengthy surveys increases in the aftermath of the shock [Porter et al., 2004, Jeong et al., 2023]. Lastly, LLMs have a **more uniform knowledge base**: experts are often familiar with a subset, but not all, federal agencies. For example, in the survey that Richardson et al. [2018] fielded, the respondents were asked about the three agencies they worked with the most along with a set of randomly chosen agencies. LLMs can potentially be used to fill knowledge gaps where experts lack familiarity with certain agencies.

## 5.2 Alternative Views

The most important alternative view to consider would be to *not* use LLMs to estimate latent attributes even when a population can no longer be surveyed. This view could be justified by several potential disadvantages with this approach. We focus on three potential disadvantages.

The model’s responses to pairwise comparisons may be **biased**—they are inherently constrained by the LLM’s training data. If an agency is underrepresented in the training data, the model may systematically misestimate their latent attributes. Training data is often unavailable for auditing, even



for open weight models such as Llama [Llama Team, AI @ Meta, 2024]. Moreover, training data do not capture the insider knowledge that many experts utilize when completing surveys.

Relatedly, it is **difficult to quantify the uncertainty** of a model’s generated response [see, e.g., Baan et al., 2023, Lin et al., 2024, Liu et al., 2024]. This may be particularly relevant when, for example, two relatively obscure agencies are compared. While experts can describe their uncertainty in responses, LLMs cannot do so directly, although there are approaches that could potentially calibrate confidence metrics [Mielke et al., 2022, Lin et al., 2022, Zhou et al., 2023, Xiong et al., 2024, Farquhar et al., 2024]. Moreover, there are the usual concerns about model sensitivity to hyperparameters and prompt construction [see, e.g., Sclar et al., 2024, Zhuo et al., 2024, Wu, 2025].

Perhaps most importantly, there is often **limited external validation for new constructs** [Adcock and Collier, 2001]. For example, we do not have a benchmark against which to compare KIPS. At the same time, we cannot use expert surveys now because of post-event bias. While there may be indirect validity checks, such as examining agency behavior around collaborating with universities and civil societies, they are not often correlated with the *perception* of specific agencies as knowledge institutions. An approach could be to survey experts now, despite the caveats described above, providing an imperfect form of validation. What this imperfect validation would tell us about the LLM-driven measures is beyond the scope of this paper.

Our position is that LLMs can be used to recover aggregate perceptions about agencies with respect to theoretically backed latent attributes. Our aim is *not* to anthropomorphize models or simulate individual experts completing political surveys. Iterative prompt refinements could yield spurious latent constructs that appear to correlate with real-world actions despite having no meaningful theoretical basis.

### 5.3 A Two-Part Theory-Gap Criterion

To mitigate these concerns beyond using the typical best practices for using LLMs in computational social science settings [Ziems et al., 2024], we propose a two-part theory-gap criterion for when researchers could use an LLM in place of expert political surveys. First, there must be a **substantive theory**: there must be strong theory or real-world evidence that the construct should matter for the outcome of interest. Second, there must be a **measurement gap**: there must be a reason why expert survey data cannot be collected, and it must have been theoretically possible to collect this data before the shock. Survey data collection barriers may stem from temporal constraints, such as a rapidly unfolding event that cannot wait for expert surveys to be collected, or from post-event knowledge that could bias downstream inferences about the event. If the population was inaccessible pre-shock, the LLM likely lacks sufficient training data to provide reliable information about the measure of interest.

The DOGE layoffs case study meets both criteria. There are substantive theories justifying why both ideology and perception as knowledge institutions matter, such as Trump saying certain agencies were “run by a bunch of radical lunatics” [Hirsh, 2025] and Vance citing Yarvin’s theories. Although universities are not agencies, withdrawing federal funding from colleges and halting Harvard from enrolling international students signal the Trump administration’s stance toward knowledge institutions more broadly [Schmidt and Bender, 2025]. It also satisfies the measurement gap criterion: pre-event perceptions necessary for analyzing the associative factors cannot be obtained through expert surveys. Moreover, since bureaucrats have successfully participated in surveys previously, it would have been feasible to administer a survey assessing perceptions of agencies as knowledge institutions.

## 6 Conclusion

We take the position that LLMs can be a viable substitute for expert political surveys when a shock disrupts traditional measurement approaches. Using the 2025 DOGE layoffs as a case study, we show that we can provide empirical evidence that certain theories and observed patterns hold true, such as DOGE targeting federal agencies both along ideological and perceptions as knowledge institutions dimensions. We propose a two-part theory-gap criterion that we suggest practitioners follow when using LLMs in place of expert political surveys. Although we focused on DOGE layoffs in this position paper, this approach can be generalized to other shocks such as pandemics (e.g., public trust in health agencies), market crashes (e.g., firm-risk perceptions), and geopolitical events (e.g., credibility of state actors).

## References

- Marah Abdin, Jyoti Aneja, Harkirat Behl, Sébastien Bubeck, Ronen Eldan, Suriya Gunasekar, Michael Harrison, Russell J. Hewett, Mojan Javaheripi, Piero Kauffmann, James R. Lee, Yin Tat Lee, Yuanzhi Li, Weishung Liu, Caio C. T. Mendes, Anh Nguyen, Eric Price, Gustavo de Rosa, Olli Saarikivi, Adil Salim, Shital Shah, Xin Wang, Rachel Ward, Yue Wu, Dingli Yu, Cyril Zhang, and Yi Zhang. Phi-4 technical report, 2024. URL <https://arxiv.org/abs/2412.08905>.
- Robert Adcock and David Collier. Measurement validity: A shared standard for qualitative and quantitative research. *American Political Science Review*, 95(3):529–546, 2001. doi: 10.1017/S0003055401003100.
- Stephen Ansolabehere, James M. Snyder, and Charles Stewart. Candidate positioning in U.S. house elections. *American Journal of Political Science*, 45(1):136–159, 2001. ISSN 00925853, 15405907. URL <http://www.jstor.org/stable/2669364>.
- Lisa P. Argyle, Ethan C. Busby, Nancy Fulda, Joshua R. Gubler, Christopher Rytting, and David Wingate. Out of one, many: Using language models to simulate human samples. *Political Analysis*, 31(3):337–351, 2023. doi: 10.1017/pan.2023.2.
- Joris Baan, Nico Daheim, Evgenia Ilia, Dennis Ulmer, Haau-Sing Li, Raquel Fernández, Barbara Plank, Rico Sennrich, Chrysoula Zerva, and Wilker Aziz. Uncertainty in natural language generation: From theory to applications, 2023. URL <https://arxiv.org/abs/2307.15703>.
- Pablo Barberá. Birds of the same feather tweet together: Bayesian ideal point estimation using twitter data. *Political Analysis*, 23(1):76–91, 2015. doi: 10.1093/pan/mpu011.
- Larry M. Bartels. Economic Inequality and Political Representation. In *The Unsustainable American State*. Oxford University Press, 10 2009. ISBN 9780195392135. doi: 10.1093/acprof:oso/9780195392135.003.0007. URL <https://doi.org/10.1093/acprof:oso/9780195392135.003.0007>.
- James Bisbee, Joshua D. Clinton, Cassy Dorff, Brenton Kenkel, and Jennifer M. Larson. Synthetic replacements for human survey data? the perils of large language models. *Political Analysis*, 32(4):401–416, 2024. doi: 10.1017/pan.2024.5.
- Adam Bonica. Mapping the ideological marketplace. *American Journal of Political Science*, 58(2): 367–386, 2014. ISSN 00925853, 15405907. URL <http://www.jstor.org/stable/24363491>.
- Adam Bonica. The DOGE purge: Empirical Evidence of Politically Motivated Firings, February 2025. URL <https://data4democracy.substack.com/p/the-doge-purge-empirical-evidence>. On Data and Democracy, Substack blog.
- Cheryl Boudreau, Christopher S. Elmendorf, and Scott A. MacKenzie. Racial or spatial voting? the effects of candidate ethnicity and ethnic group endorsements in local elections. *American Journal of Political Science*, 63(1):5–20, 2019. doi: <https://doi.org/10.1111/ajps.12401>. URL <https://onlinelibrary.wiley.com/doi/abs/10.1111/ajps.12401>.
- Ralph Allan Bradley and Milton E. Terry. Rank analysis of incomplete block designs: The method of paired comparisons. *Biometrika*, 39(3-4):324–345, 12 1952. ISSN 0006-3444. doi: 10.1093/biomet/39.3-4.324. URL <https://doi.org/10.1093/biomet/39.3-4.324>.
- David Carlson and Jacob M. Montgomery. A pairwise comparison framework for fast, flexible, and reliable human coding of political texts. *American Political Science Review*, 111(4):835–843, 2017. doi: 10.1017/S0003055417000302.
- Daniel P. Carpenter. *The Forging of Bureaucratic Autonomy: Reputations, Networks, and Policy Innovation in Executive Agencies, 1862-1928*, volume 173. Princeton University Press, 2001. ISBN 9780691070100.
- Royce Carroll, Jeffrey B. Lewis, James Lo, Keith T. Poole, and Howard Rosenthal. Measuring bias and uncertainty in DW-NOMINATE ideal point estimates via the parametric bootstrap. *Political Analysis*, 17(3):261–275, 2009. ISSN 10471987, 14764989. URL <http://www.jstor.org/stable/25791974>.

- Jowei Chen and Tim Johnson. Federal employee unionization and presidential control of the bureaucracy: Estimating and explaining ideological change in executive agencies. *Journal of Theoretical Politics*, 27(1):151–174, 2015. doi: 10.1177/0951629813518126. URL <https://doi.org/10.1177/0951629813518126>.
- Joshua D. Clinton and David E. Lewis. Expert opinion, agency characteristics, and agency preferences. *Political Analysis*, 16(1):3–20, 2008. doi: 10.1093/pan/mpm009.
- Joshua D. Clinton, Anthony Bertelli, Christian R. Grose, David E. Lewis, and David C. Nixon. Separated powers in the united states: The ideology of agencies, presidents, and congress. *American Journal of Political Science*, 56(2):341–354, 2012. doi: <https://doi.org/10.1111/j.1540-5907.2011.00559.x>.
- Danica Dillion, Niket Tandon, Yuling Gu, and Kurt Gray. Can ai language models replace human participants? *Trends in Cognitive Sciences*, 27(7):597–600, 2023. ISSN 1364-6613. doi: <https://doi.org/10.1016/j.tics.2023.04.008>.
- Gregory Eady, Richard Bonneau, Joshua A. Tucker, and Jonathan Nagler. News sharing on social media: Mapping the ideology of news media, politicians, and the mass public. *Political Analysis*, 33(2):73–90, 2025. doi: 10.1017/pan.2024.19.
- Sebastian Farquhar, Jannik Kossen, Lorenz Kuhn, and Yarin Gal. Detecting hallucinations in large language models using semantic entropy. *Nature*, 630(8017):625–630, 2024. ISSN 1476-4687. doi: 10.1038/s41586-024-07421-0. URL <https://doi.org/10.1038/s41586-024-07421-0>.
- David Firth and Renée X. De Menezes. Quasi-variances. *Biometrika*, 91(1):65–80, 03 2004. ISSN 0006-3444. doi: 10.1093/biomet/91.1.65. URL <https://doi.org/10.1093/biomet/91.1.65>.
- Matthew Gentzkow, Jesse M. Shapiro, and Matt Taddy. Measuring group differences in high-dimensional choices: Method and application to congressional speech. *Econometrica*, 87(4):1307–1340, 2019. doi: <https://doi.org/10.3982/ECTA16566>.
- John B. Gilmour and David E. Lewis. Political appointees and the competence of federal program management. *American Politics Research*, 34(1):22–50, 2006. doi: 10.1177/1532673X04271905.
- Michael Hirsh. ‘What Elon Musk Said Is a Bold-Faced Lie’. *Politico Magazine*, February 2025. URL <https://www.politico.com/news/magazine/2025/02/04/elon-musk-usaid-00202409>.
- Dahyeon Jeong, Shilpa Aggarwal, Jonathan Robinson, Naresh Kumar, Alan Spearot, and David Sungho Park. Exhaustive or exhausting? evidence on respondent fatigue in long surveys. *Journal of Development Economics*, 161:102992, 2023. ISSN 0304-3878. doi: <https://doi.org/10.1016/j.jdeveco.2022.102992>.
- Andrew Jones. *From NeoReactionary Theory to the Alt-Right*, pages 101–120. Springer International Publishing, Cham, 2019. ISBN 978-3-030-18753-8. doi: 10.1007/978-3-030-18753-8\_6.
- Gaël Le Mens and Aina Gallego. Positioning political texts with large language models by asking and averaging. *Political Analysis*, page 1–9, 2025. doi: 10.1017/pan.2024.29.
- Stephanie Lin, Jacob Hilton, and Owain Evans. Teaching models to express their uncertainty in words. *Transactions on Machine Learning Research*, 2022. ISSN 2835-8856. URL <https://openreview.net/forum?id=8s8K2UZGTZ>.
- Zhen Lin, Shubhendu Trivedi, and Jimeng Sun. Generating with confidence: Uncertainty quantification for black-box large language models. *Transactions on Machine Learning Research*, 2024. ISSN 2835-8856. URL <https://openreview.net/forum?id=DWkJCSxKU5>.
- Linyu Liu, Yu Pan, Xiaocheng Li, and Guanting Chen. Uncertainty estimation and quantification for llms: A simple supervised approach, 2024. URL <https://arxiv.org/abs/2404.15993>.
- Llama Team, AI @ Meta. The Llama 3 herd of models, 2024. URL <https://arxiv.org/abs/2407.21783>.

- Peter John Loewen, Daniel Rubenson, and Arthur Spirling. Testing the power of arguments in referendums: A Bradley–Terry approach. *Electoral Studies*, 31(1):212–221, 2012. ISSN 0261-3794. doi: <https://doi.org/10.1016/j.electstud.2011.07.003>. URL <https://www.sciencedirect.com/science/article/pii/S0261379411000953>. Special Symposium: Germany’s Federal Election September 2009.
- Robert C. Luskin. Measuring political sophistication. *American Journal of Political Science*, 31(4): 856–899, 1987. ISSN 00925853, 15405907. URL <http://www.jstor.org/stable/2111227>.
- Maggie Macdonald, Megan A. Brown, Joshua A. Tucker, and Jonathan Nagler. To moderate, or not to moderate: Strategic domain sharing by congressional campaigns. *Electoral Studies*, 95: 102907, 2025. ISSN 0261-3794. doi: <https://doi.org/10.1016/j.electstud.2025.102907>. URL <https://www.sciencedirect.com/science/article/pii/S0261379425000137>.
- David Marchese. Curtis yarvin says democracy is done. powerful conservatives are listening., 2025. URL <https://www.nytimes.com/2025/01/18/magazine/curtis-yarvin-interview.html>.
- Sabrina J. Mielke, Arthur Szlam, Emily Dinan, and Y-Lan Boureau. Reducing conversational agents’ overconfidence through linguistic calibration. *Transactions of the Association for Computational Linguistics*, 10:857–872, 2022. doi: 10.1162/tac1\_a\_00494. URL <https://aclanthology.org/2022.tac1-1.50/>.
- Mistral AI Team. Mistral small 3, January 2025. URL <https://mistral.ai/news/mistral-small-3>.
- Terry M. Moe. Control and feedback in economic regulation: The case of the nlr. *American Political Science Review*, 79(4):1094–1116, 1985. doi: 10.2307/1956250.
- Suhong Moon, Marwa Abdulhai, Minwoo Kang, Joseph Suh, Widyadewi Soedarmadji, Eran Kohen Behar, and David Chan. Virtual personas for language models via an anthology of backstories. In Yaser Al-Onaizan, Mohit Bansal, and Yun-Nung Chen, editors, *Proceedings of the 2024 Conference on Empirical Methods in Natural Language Processing*, pages 19864–19897, Miami, Florida, USA, November 2024. Association for Computational Linguistics. doi: 10.18653/v1/2024.emnlp-main.1110. URL <https://aclanthology.org/2024.emnlp-main.1110/>.
- Nicholas G Napolio. Measuring executive agency ideology using large language models, n.d. URL <https://static1.squarespace.com/static/59b80bc4d2b857d5b7da854d/t/665d6980e716480726e732b4/1717397889454/Napolio+Agency+Ideology.pdf>.
- Hasti Narimanzadeh, Arash Badie-Modiri, Iuliia G Smirnova, and Ted Hsuan Yun Chen. Crowdsourcing subjective annotations using pairwise comparisons reduces bias and error compared to the majority-vote method. *Proceedings of the ACM on Human-Computer Interaction*, 7(CSCW2): 1–29, 2023.
- David C. Nixon. Separation of powers and appointee ideology. *The Journal of Law, Economics, and Organization*, 20(2):438–457, 10 2004. ISSN 8756-6222. doi: 10.1093/jleo/ewh041.
- Sean O’Hagan and Aaron Schein. Measurement in the age of llms: An application to ideological scaling, 2024. URL <https://arxiv.org/abs/2312.09203>.
- Ju Yeon Park. When do politicians grandstand? measuring message politics in committee hearings. *The Journal of Politics*, 83(1):214–228, 2021. doi: 10.1086/709147.
- Aimee Picchi. Federal workers express shock, anger over mass firings: “you are not fit for continued employment”. *CBS News*, 2025. URL <https://www.cbsnews.com/news/trump-federal-employees-probationary-firings-layoffs-workers-impact/>.
- Keith T. Poole and Howard Rosenthal. A spatial model for legislative roll call analysis. *American Journal of Political Science*, 29(2):357–384, 1985. ISSN 00925853, 15405907. URL <http://www.jstor.org/stable/2111172>.
- Keith T. Poole and Howard Rosenthal. *Ideology and Congress: A Political Economic History of Roll Call Voting*. Yale University Press, New Haven, CT, 1997.

- Stephen R. Porter, Michael E. Whitcomb, and William H. Weitzer. Multiple surveys of students and survey fatigue. *New Directions for Institutional Research*, 2004(121):63–73, 2004. doi: <https://doi.org/10.1002/ir.101>.
- Mark D. Richardson, Joshua D. Clinton, and David E. Lewis. Elite perceptions of agency ideology and workforce skill. *The Journal of Politics*, 80(1):303–308, 2018. doi: 10.1086/694846. URL <https://doi.org/10.1086/694846>.
- Paul Röttger, Valentin Hofmann, Valentina Pyatkin, Musashi Hinck, Hannah Kirk, Hinrich Schuetze, and Dirk Hovy. Political compass or spinning arrow? towards more meaningful evaluations for values and opinions in large language models. In Lun-Wei Ku, Andre Martins, and Vivek Srikumar, editors, *Proceedings of the 62nd Annual Meeting of the Association for Computational Linguistics (Volume 1: Long Papers)*, pages 15295–15311, Bangkok, Thailand, August 2024. Association for Computational Linguistics. doi: 10.18653/v1/2024.acl-long.816. URL <https://aclanthology.org/2024.acl-long.816/>.
- Annelise Russell. Minority opposition and asymmetric parties? Senators’ partisan rhetoric on twitter. *Political Research Quarterly*, 74(3):615–627, 2021. doi: 10.1177/1065912920921239. URL <https://doi.org/10.1177/1065912920921239>.
- Rupak Sarkar, Patrick Y. Wu, Kristina Miler, Alexander Miserlis Hoyle, and Philip Resnik. PairScale: Analyzing attitude change with pairwise comparisons. In Luis Chiruzzo, Alan Ritter, and Lu Wang, editors, *Findings of the Association for Computational Linguistics: NAACL 2025*, pages 1722–1738, Albuquerque, New Mexico, April 2025. Association for Computational Linguistics. ISBN 979-8-89176-195-7.
- Marko Sarstedt, Susanne J. Adler, Lea Rau, and Bernd Schmitt. Using large language models to generate silicon samples in consumer and marketing research: Challenges, opportunities, and guidelines. *Psychology & Marketing*, 41(6):1254–1270, 2024. doi: <https://doi.org/10.1002/mar.21982>.
- Michael S. Schmidt and Michael C. Bender. Trump administration halts harvard’s ability to enroll international students, May 2025. URL <https://www.nytimes.com/2025/05/22/us/politics/trump-harvard-international-students.html>.
- Melanie Sclar, Yejin Choi, Yulia Tsvetkov, and Alane Suhr. Quantifying language models’ sensitivity to spurious features in prompt design or: How i learned to start worrying about prompt formatting. In *The Twelfth International Conference on Learning Representations*, 2024. URL <https://openreview.net/forum?id=RIu5lyNXjT>.
- SK Snyder and BR Weingast. The American system of shared powers: the President, Congress, and the NLRB. *The Journal of Law, Economics, and Organization*, 16(2):269–305, 10 2000. ISSN 8756-6222. doi: 10.1093/jleo/16.2.269.
- Joseph Suh, Erfan Jahanparast, Suhong Moon, Minwoo Kang, and Serina Chang. Language model fine-tuning on scaled survey data for predicting distributions of public opinions, 2025. URL <https://arxiv.org/abs/2502.16761>.
- Lindia Tjuatja, Valerie Chen, Tongshuang Wu, Ameet Talwalkar, and Graham Neubig. Do llms exhibit human-like response biases? a case study in survey design. *Transactions of the Association for Computational Linguistics*, 12:1011–1026, 09 2024. ISSN 2307-387X. doi: 10.1162/tac1\_a\_00685. URL [https://doi.org/10.1162/tac1\\_a\\_00685](https://doi.org/10.1162/tac1_a_00685).
- Heather Turner and David Firth. Bradley-terry models in r: The bradleyterry2 package. *Journal of Statistical Software*, 48(9):1–21, 2012. doi: 10.18637/jss.v048.i09. URL <https://www.jstatsoft.org/index.php/jss/article/view/v048i09>.
- Jason Wilson. He’s anti-democracy and pro-trump: the obscure ‘dark enlightenment’ blogger influencing the next us administration, 2024. URL <https://www.theguardian.com/us-news/2024/dec/21/curtis-yarvin-trump>.

- Alan Woods. Cultural Marxism and the Cathedral: Two alt-right perspectives on critical theory. In Caroline Battista and Marcelle Sande, editors, *Critical Theory and the Humanities in the Age of the Alt-Right*, pages 45–64. Palgrave Macmillan, Cham, 2019. doi: 10.1007/978-3-030-18753-8\_3. URL [https://doi.org/10.1007/978-3-030-18753-8\\_3](https://doi.org/10.1007/978-3-030-18753-8_3).
- Patrick Y. Wu. Using semantically unrelated and opposite terms for in-context learning: A case study in identifying political aversion in tweets. In *Proceedings of the 17th ACM Web Science Conference 2025*, Websci '25, page 528–533, New York, NY, USA, 2025. Association for Computing Machinery. ISBN 9798400714832. doi: 10.1145/3717867.3717913. URL <https://doi.org/10.1145/3717867.3717913>.
- Patrick Y. Wu, Jonathan Nagler, Joshua A. Tucker, and Solomon Messing. Large language models can be used to estimate the latent positions of politicians, 2023. URL <https://arxiv.org/abs/2303.12057>.
- Patrick Y. Wu, Jonathan Nagler, Joshua A. Tucker, and Solomon Messing. Concept-guided chain-of-thought prompting for pairwise comparison scoring of texts with large language models. In *2024 IEEE International Conference on Big Data (BigData)*, pages 7232–7241, 2024. doi: 10.1109/BigData62323.2024.10825235.
- Miao Xiong, Zhiyuan Hu, Xinyang Lu, YIFEI LI, Jie Fu, Junxian He, and Bryan Hooi. Can LLMs express their uncertainty? an empirical evaluation of confidence elicitation in LLMs. In *The Twelfth International Conference on Learning Representations*, 2024. URL <https://openreview.net/forum?id=gjeQKFxFpZ>.
- Kaitlyn Zhou, Dan Jurafsky, and Tatsunori Hashimoto. Navigating the grey area: How expressions of uncertainty and overconfidence affect language models. In Houda Bouamor, Juan Pino, and Kalika Bali, editors, *Proceedings of the 2023 Conference on Empirical Methods in Natural Language Processing*, pages 5506–5524, Singapore, December 2023. Association for Computational Linguistics. doi: 10.18653/v1/2023.emnlp-main.335. URL <https://aclanthology.org/2023.emnlp-main.335/>.
- Jingming Zhuo, Songyang Zhang, Xinyu Fang, Haodong Duan, Dahua Lin, and Kai Chen. ProSA: Assessing and understanding the prompt sensitivity of LLMs. In Yaser Al-Onaizan, Mohit Bansal, and Yun-Nung Chen, editors, *Findings of the Association for Computational Linguistics: EMNLP 2024*, pages 1950–1976, Miami, Florida, USA, November 2024. Association for Computational Linguistics. doi: 10.18653/v1/2024.findings-emnlp.108. URL <https://aclanthology.org/2024.findings-emnlp.108/>.
- Caleb Ziems, William Held, Omar Shaikh, Jiaao Chen, Zhehao Zhang, and Diyi Yang. Can large language models transform computational social science? *Computational Linguistics*, 50(1): 237–291, 03 2024. ISSN 0891-2017. doi: 10.1162/coli\_a\_00502. URL [https://doi.org/10.1162/coli\\_a\\_00502](https://doi.org/10.1162/coli_a_00502).

## A Appendix

### A.1 Agency Ideology Pairwise Scores by LLM

Figure 3 shows the AIPS for Llama 3.3 70B Instruct. Figure 4 shows the AIPS for Mistral 3 Small. Lastly, Figure 5 shows the AIPS for Phi-4.

### A.2 Knowledge Institution Pairwise Scores

Figure 6 shows the KIPS for Llama 3.3 70B Instruct.

### A.3 Extracting Answers from Models’ Responses

Röttger et al. [2024] demonstrated that LLMs can give different answers when forced to respond in a specific format. We did not constrain or force the LLM to respond in a specific format. Instead, we employed a follow-up prompt to extract the answer from the model’s unconstrained response.

The follow-up extraction prompt for Agency Ideology Pairwise Scores was the following:

USING JUST YOUR ANSWER ABOVE, WHICH AGENCY IS PERCEIVED TO BE MORE LIBERAL: THE ‘[AGENCY 1]’ OR THE ‘[AGENCY 2]’? ONLY RETURN THE FULL NAME OF THE AGENCY, WITH NO OTHER WORDS. IF NEITHER AGENCIES ARE MORE LIBERAL OR MORE CONSERVATIVE, RETURN “TIE” WITH NO OTHER WORDS OR PUNCTUATION.

The follow up extraction prompt for Knowledge Institution Pairwise Scores was the following:

USING JUST YOUR ANSWER ABOVE, WHICH AGENCY IS MORE LIKELY TO BE PERCEIVED TO BE PRODUCING KNOWLEDGE, DISTRIBUTING KNOWLEDGE, AND/OR SUPPORTING KNOWLEDGE INSTITUTIONS SUCH AS ACADEMIC AND EDUCATIONAL INSTITUTIONS, THE MEDIA, AND CIVIL SOCIETY ORGANIZATIONS: THE ‘[AGENCY 1]’ OR THE ‘[AGENCY 2]’? ONLY RETURN THE FULL NAME OF THE AGENCY, WITH NO OTHER WORDS. IF NEITHER AGENCIES ARE MORE OR LESS LIKELY TO BE PERCEIVED TO BE PRODUCING KNOWLEDGE, DISTRIBUTING KNOWLEDGE, AND/OR SUPPORTING KNOWLEDGE INSTITUTIONS, RETURN “TIE” WITH NO OTHER WORDS OR PUNCTUATION.

### A.4 LLM Hyperparameters

When making pairwise comparisons, we used the default temperature and top- $p$  hyperparameters for all LLMs. During the answer extraction phase, we set the temperature to 0.




Figure 3: AIPS for Llama 3.3 70B Instruct. 95% confidence intervals are based on quasi-standard errors.






Figure 4: AIPS for Mistral Small 3. 95% confidence intervals are based on quasi-standard errors.




Figure 5: AIPS for Phi-4. 95% confidence intervals are based on quasi-standard errors.




Figure 6: KIPS for Llama 3.3 70B Instruct. 95% confidence intervals are based on quasi-standard errors.