

---

# A PROJECTION-BASED FRAMEWORK FOR GRADIENT-FREE AND PARALLEL LEARNING

---

Andreas Bergmeister  
TUM<sup>1</sup>

Manish Krishan Lal  
TUM<sup>1</sup>

Stefanie Jegelka  
TUM<sup>1,2</sup> and MIT<sup>3</sup>

Suvrit Sra  
TUM<sup>1</sup> and MIT<sup>4</sup>

June 9, 2025

## ABSTRACT

We present a feasibility-seeking approach to neural network training. This mathematical optimization framework is distinct from conventional gradient-based loss minimization and uses projection operators and iterative projection algorithms. We reformulate training as a large-scale feasibility problem: finding network parameters and states that satisfy local constraints derived from its elementary operations. Training then involves projecting onto these constraints, a local operation that can be parallelized across the network. We introduce PJAX, a JAX-based software framework that enables this paradigm. PJAX composes projection operators for elementary operations, automatically deriving the solution operators for the feasibility problems (akin to autodiff for derivatives). It inherently supports GPU/TPU acceleration, provides a familiar NumPy-like API, and is extensible. We train diverse architectures (MLPs, CNNs, RNNs) on standard benchmarks using PJAX, demonstrating its functionality and generality. Our results show that this approach is as a compelling alternative to gradient-based training, with clear advantages in parallelism and the ability to handle non-differentiable operations.

## 1 Introduction

Deep learning models have achieved remarkable success across diverse applications, largely driven by the effectiveness of gradient-based optimization. The backpropagation algorithm (Rumelhart et al., 1986), paired with stochastic gradient descent (SGD) and its adaptive variants (Duchi et al., 2011; Tieleman, 2012; Kingma and Ba, 2014), forms the bedrock of neural network training by efficiently computing loss gradients to iteratively adjust network parameters. Despite their undeniable success, gradient-based methods are not without limitations. They often converge to local minima or high-error saddles (Dauphin et al., 2014; Choromanska et al., 2015), can suffer from vanishing or exploding gradients in deep architectures (Hochreiter, 1991; Bengio et al., 1994), and fundamentally require network components and loss functions to be (sub)differentiable. Moreover, the sequential nature of backpropagation limits parallelism and prolongs update latency. Finally, the global error backpropagation mechanism, requiring symmetric feedback pathways, is widely considered biologically implausible (Crick, 1989; Lillicrap et al., 2016). These challenges, along with inspiration from neuroscience and alternative optimization paradigms, motivate the search for fundamentally different approaches to training neural networks.

The research landscape includes various alternatives to end-to-end backpropagation. Zeroth-order methods such as Evolution Strategies (Salimans et al., 2017) or Genetic Algorithms (Holland, 1992), optimize the global loss using only function evaluations but typically suffer from high sample complexity and scalability issues. Biologically inspired approaches use local rules but face distinct challenges: Hebbian methods (Hebb, 1949) lack supervised error integration, while spiking neural

---

<sup>1</sup>School of CIT, MCML   <sup>2</sup>MDSI   <sup>3</sup>Department of EECS, CSAIL   <sup>4</sup>LIDS

networks (Song et al., 2000; Gerstner and Kistler, 2002) contend with non-differentiable dynamics and credit assignment difficulties. Gradient approximation methods like Target Propagation (Lee et al., 2015), Feedback Alignment (Lillicrap et al., 2016) attempt to alleviate some backpropagation issues but often trade off convergence speed and performance. The recent *Forward-Forward* algorithm (Hinton, 2022) dispenses with the backward pass altogether by training each layer on a local contrastive “goodness” objective, though its performance on large-scale benchmarks is still an area of active research.

This paper investigates a distinct paradigm shift: reformulating neural network training from a loss minimization task (Figure 1a) into a large-scale *feasibility problem* (Figure 1b). Instead of navigating a complex loss landscape, we seek to identify network parameters and intermediate states that simultaneously satisfy a collection of local constraints derived from the network’s structure and the desired input-output mappings. Our approach achieves this through a fine-grained decomposition of the network into its elementary operations—termed *primitive functions* (e.g., inner products, point-wise activations). For these primitive functions, orthogonal projections onto their graphs (which represent valid input–output pairs) are often computationally inexpensive. The availability of such efficient projections allows us to recast training as the problem of finding a point in the intersection of numerous local constraint sets, a task well-suited for iterative projection algorithms rooted in convex optimization (Bauschke and Combettes, 2011). This feasibility perspective builds upon conceptual work by Elser (2021).

This feasibility-driven paradigm offers several inherent advantages over traditional gradient-based methods. Firstly, training relies on the availability of projection operators for primitive functions rather than on their differentiability, naturally accommodating non-differentiable components within network architectures. Secondly, the updates are local, modifying only adjacent variables in the computation graph. This eliminates the need for global error backpropagation and its associated weight transport problem, aligning more closely with notions of biological plausibility. Crucially, this locality, particularly when coupled with a bipartite structuring of the computation graph (Section 3), enables fully parallelizable updates across the network. While other strategies also decompose the global training objective into simpler, coupled sub-problems to enable parallel execution, such as layer-wise ADMM (Glowinski and Marroco, 1975; Boyd et al., 2011) or the Method of Auxiliary Coordinates (MAC) (Carreira-Perpiñán and Wang, 2014), they often face different challenges, including the potential for large matrix inversions or intricate dual-variable bookkeeping (Taylor et al., 2016). Our fine-grained projection-based decomposition aims to circumvent these specific issues by leveraging simple, local projections.

This paper delivers the rigorous formulation, a robust software framework, and systematic empirical validation necessary to establish projection-based training as a concrete, implementable, and explorable alternative. Our specific contributions are:

1. A detailed graph-structured *feasibility formulation* using edge variables. This formulation allows us to solve the problem efficiently by parallelizable projection algorithms (e.g., Alternating Projections and Douglas-Rachford) by exploiting a bipartitioning of the computation graph (Section 3).
2. A set of projection operators for key primitive functions (e.g., dot product, ReLU of sum, max pooling) that are fundamental building blocks for neural networks. The mathematical derivations for these operators are provided in Appendix C.1.
3. The introduction of **PJAX** (Projection JAX, Appendix B)<sup>1</sup>, a complete numerical framework built upon JAX (Bradbury et al., 2018). Designed for this compositional projection-based paradigm, it serves a role analogous to automatic differentiation systems for gradient-based methods. PJAX inherits JAX’s GPU/TPU acceleration and JIT compilation capabilities, provides a familiar API mirroring NumPy/JAX, automatically orchestrates the iterative solution of user-defined feasibility problems, and supports extension with new primitive functions and projection operators.
4. Extensive empirical validation across diverse neural network architectures (MLPs, CNNs, RNNs) on standard benchmarks (Section 5). These experiments demonstrate the viability of our projection-based approach and provide an initial characterization of its performance.

---

<sup>1</sup>PJAX is available at <https://github.com/AndreasBergmeister/pjax>

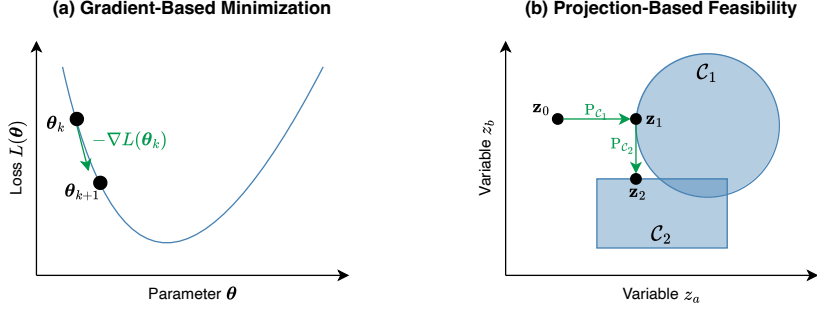


Figure 1: Neural network training paradigm shift. (a) Gradient-based methods iteratively minimize a loss function  $L(\theta)$  using local gradients. (b) Our projection-based feasibility approach finds a point  $z$  in the intersection of constraint sets (e.g.,  $C_1, C_2$ ) via iterative projections onto these sets.

## 2 Background and Preliminaries

We work in finite-dimensional Euclidean spaces  $\mathbb{R}^d$ . The inner product is  $\langle x, y \rangle = x^\top y$ , inducing the Euclidean norm  $\|x\| = \sqrt{\langle x, x \rangle}$ , which in a product space is  $\|(x_1, \dots, x_n)\|^2 = \sum_{i=1}^n \|x_i\|^2$ .

### 2.1 Projection and Proximal Operators

The concept of projection onto sets is central to our method. Given a non-empty closed set  $C \subseteq \mathbb{R}^d$ , the *projection* of  $x \in \mathbb{R}^d$  onto  $C$  is:

$$P_C(x) = \arg \min_{y \in C} \|x - y\|^2. \quad (1)$$

This projection always exists. If  $C$  is convex,  $P_C(x)$  is unique; the operator  $P_C$  is non-expansive, and its fixed points constitute  $C$ . If  $C$  is non-convex, the minimizer may not be unique, rendering  $P_C$  set-valued;  $P_C(x)$  then denotes an arbitrary choice from the set of minimizers.

Projections onto product sets  $C = C_1 \times \dots \times C_m$  (where each  $C_i \subseteq \mathbb{R}^{d_i}$  is a non-empty closed set) separate as follows: for  $(x_1, \dots, x_m) \in \mathbb{R}^{d_1} \times \dots \times \mathbb{R}^{d_m}$ ,

$$P_{C_1 \times \dots \times C_m}(x_1, \dots, x_m) = (P_{C_1}(x_1), \dots, P_{C_m}(x_m)). \quad (2)$$

The *proximal operator* is associated with functions. For a proper, lower semi-continuous function  $f : \mathbb{R}^d \rightarrow (-\infty, +\infty]$  and  $\lambda > 0$ , the proximal operator of  $f$  at  $x_0 \in \mathbb{R}^d$  is:

$$\text{prox}_{\lambda f}(x_0) = \arg \min_{x \in \mathbb{R}^d} \left( f(x) + \frac{1}{2\lambda} \|x - x_0\|^2 \right). \quad (3)$$

If  $f$  is convex, this minimizer is unique (Moreau, 1965). A point  $x$  is a minimizer of  $f$  if and only if it is a fixed point of the proximal operator,  $\text{prox}_{\lambda f}(x) = x$ . The proximal operator generalizes the projection operator: if  $f$  is the indicator function of a closed convex set  $C$ , then  $\text{prox}_{\lambda f}(x_0) = P_C(x_0)$ .

### 2.2 Feasibility Problems and Projection Algorithms

Many problems involve finding a point in the intersection of multiple constraint sets. Given closed sets  $C_1, \dots, C_N \subseteq \mathbb{R}^d$ , the *feasibility problem* seeks  $x \in \mathbb{R}^d$  such that:

$$x \in \bigcap_{i=1}^N C_i, \quad (4)$$

assuming a non-empty intersection. Iterative projection algorithms are apt for such problems, particularly when individual projections  $P_{C_i}$  are computationally simpler than directly finding a point in the intersection.

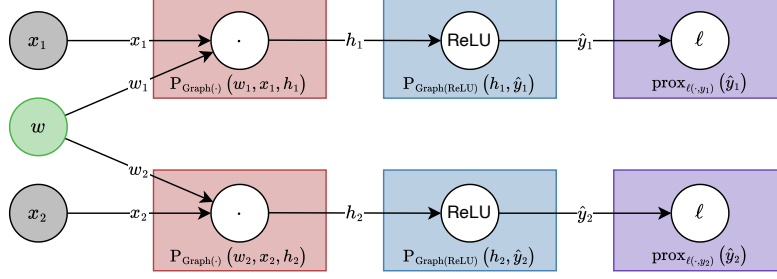


Figure 2: Computation graph for  $\ell(\text{ReLU}(w \cdot x_i), y_i)$  on two samples, showing projection operators for hidden function and loss nodes.

Classical algorithms include **Alternating Projections (AP)** for two sets  $\mathcal{C}_1, \mathcal{C}_2$ , with the sequence:

$$\mathbf{x}_{k+1} = P_{\mathcal{C}_1}(P_{\mathcal{C}_2}(\mathbf{x}_k)). \quad (5)$$

**Cyclic Projections (CP)** extends this to  $N > 2$  sets:

$$\mathbf{x}_{k+1} = P_{\mathcal{C}_N}(P_{\mathcal{C}_{N-1}}(\dots P_{\mathcal{C}_1}(\mathbf{x}_k))). \quad (6)$$

**Douglas-Rachford (DR)** for two sets  $\mathcal{C}_1, \mathcal{C}_2$  uses reflections  $R_{\mathcal{C}}(\mathbf{x}) = 2P_{\mathcal{C}}(\mathbf{x}) - \mathbf{x}$ :

$$\mathbf{x}_{k+1} = \frac{1}{2}(\mathbf{x}_k + R_{\mathcal{C}_1}(R_{\mathcal{C}_2}(\mathbf{x}_k))). \quad (7)$$

When the sets  $\mathcal{C}_i$  are convex with a non-empty intersection, AP (Bregman, 1965) and CP (Gubin et al., 1967) converge to a point in this intersection. For DR, under similar conditions, the sequence of projections (e.g.,  $\{P_{\mathcal{C}_2}(\mathbf{x}_k)\}$ ) converges to such a point (Douglas and Rachford, 1956; Lions and Mercier, 1979). These algorithms form the basis for solving feasibility problems in our work.

### 3 Method

Consider a supervised learning setting with dataset  $\mathcal{D} = \{(\mathbf{x}_i, \mathbf{y}_i)\}_{i=1}^N$ , where  $\mathbf{x}_i \in \mathbb{R}^{d_{\text{in}}}$  and  $\mathbf{y}_i \in \mathbb{R}^{d_{\text{target}}}$ . Let  $\mathbf{f} : \mathbb{R}^{d_{\text{in}}} \times \mathbb{R}^{d_{\theta}} \rightarrow \mathbb{R}^{d_{\text{out}}}$  be a parametric function (e.g., a neural network), and let  $\ell : \mathbb{R}^{d_{\text{out}}} \times \mathbb{R}^{d_{\text{target}}} \rightarrow \mathbb{R}$  be a loss function. The conventional approach minimizes the empirical risk

$$\min_{\theta \in \mathbb{R}^{d_{\theta}}} \frac{1}{N} \sum_{i=1}^N \ell(\mathbf{f}(\mathbf{x}_i, \theta), \mathbf{y}_i). \quad (8)$$

We reformulate training as a *feasibility problem* by translating the per-sample objective of minimizing the loss into a set of hard constraints. The architecture of  $\mathbf{f}$ , viewed as a composition of elementary operations, provides further constraints: each operation’s output must align with its inputs according to its defining function. Training then becomes the search for a state (network parameters and internal activations) that simultaneously satisfies this entire collection of local constraints. We formally construct this feasibility problem by defining these constraints over variables within a computation graph.

#### 3.1 Constraint formulation via computation graph

For a given input  $\mathbf{x}$ , parameters  $\theta$ , and target  $\mathbf{y}$ , we represent the computation of  $\ell(\mathbf{f}(\mathbf{x}, \theta), \mathbf{y})$  as a directed acyclic graph (DAG)  $G = (\mathcal{V}, \mathcal{E})$ , the *computation graph*. Its nodes represent constant inputs, parameters, the elementary operations of  $\mathbf{f}$  (primitive scalar functions), and the loss function. The edges represent data flow: an edge  $(u, v) \in \mathcal{E}$  indicates that the value from node  $u$  serves as an input to the operation at node  $v$ . We denote the set of parent nodes of  $v$  as  $\mathcal{N}^-(v)$  and its children as  $\mathcal{N}^+(v)$ . Crucially, we decompose  $\mathbf{f}$  into its scalar component functions (e.g., addition, inner products, ReLU activations); the nodes in the graph that correspond to operations therefore represent these scalar functions. Consequently, only scalar values pass along the edges. This granularity allows us to derive tractable projection operators onto the constraint sets associated with these primitive functions.

We introduce a variable  $z_{uv} \in \mathbb{R}$  for each edge  $(u, v) \in \mathcal{E}$ , representing the value carried along that edge. The state vector  $\mathbf{z} = (z_{uv})_{(u,v) \in \mathcal{E}} \in \mathbb{R}^{\mathcal{E}}$  collects all edge variables. For each node in  $\mathcal{V}$ , we define a constraint set in  $\mathbb{R}^{\mathcal{E}}$ . We categorize these constraints, for a single sample  $(\mathbf{x}, \mathbf{y})$  (where  $\mathbf{x} = (x_1, \dots, x_{d_{\text{in}}})$  and  $\mathbf{y} = (y_1, \dots, y_{d_{\text{target}}})$ ), by node type as follows:

**Constant input nodes**  $c_j \in \mathcal{V}$  for each  $j \in [d_{\text{in}}]$  input component  $x_j$ . The constraints

$$\mathcal{C}_{c_j} = \{\mathbf{z} \in \mathbb{R}^{\mathcal{E}} \mid z_{c_j w} = x_j \text{ for all } w \in \mathcal{N}^+(c_j)\} \quad (9)$$

enforce that edges outgoing from the respective node carry its value. The projection operator  $P_{\mathcal{C}_{c_j}}(\mathbf{z})$  sets  $z_{c_j w}$  to  $x_j$ .

**Parameter nodes**  $p_k \in \mathcal{V}$  for each  $k \in [d_{\theta}]$  parameter component  $\theta_k$ . The constraints

$$\mathcal{C}_{p_k} = \{\mathbf{z} \in \mathbb{R}^{\mathcal{E}} \mid z_{p_k w} = z_{p_k u} \text{ for all } u, w \in \mathcal{N}^+(p_k)\} \quad (10)$$

enforce consensus among all outgoing edge values from a parameter node. The projection operator  $P_{\mathcal{C}_{p_k}}(\mathbf{z})$  sets the values of outgoing edges  $z_{p_k w}$  to the average of the current values  $\{z_{p_k u} \mid u \in \mathcal{N}^+(p_k)\}$ .

**Target node**  $t \in \mathcal{V}$  that receives the network's output and ensures minimal loss with respect to the target  $\mathbf{y}$ . Depending on the loss function  $\ell$ , we either project onto the constraint set

$$\mathcal{C}_t = \{\mathbf{z} \in \mathbb{R}^{\mathcal{E}} \mid (z_{ut})_{u \in \mathcal{N}^-(t)} = \arg \min_{\mathbf{y}'} \ell(\mathbf{y}', \mathbf{y})\} \quad (11)$$

or apply the proximal operator of the loss function (with  $\lambda > 0$ ) to the current predicted outputs

$$(z'_{ut})_{u \in \mathcal{N}^-(t)} \leftarrow \text{prox}_{\lambda \ell(\cdot, \mathbf{y})}((z_{ut})_{u \in \mathcal{N}^-(t)}). \quad (12)$$

See Appendix C.2 for details. Note that a fixed point of the proximal operator is a minimizer of the loss function (see Section 2.1), so it satisfies the constraint  $\mathcal{C}_t$ .

**Hidden function nodes**  $h \in \mathcal{V}$  that represent the application of a primitive function  $f_h$  to its inputs. The constraints

$$\mathcal{C}_h = \{\mathbf{z} \in \mathbb{R}^{\mathcal{E}} \mid z_{hw} = f_h((z_{uh})_{u \in \mathcal{N}^-(h)}) \text{ for all } w \in \mathcal{N}^+(h)\} \quad (13)$$

enforce that all outgoing edge values equal the result of applying  $f_h$  to its inputs. Projecting onto  $\mathcal{C}_h$  involves: (1) computing an average of current values on outgoing edges,  $\bar{z} = (\sum_{w \in \mathcal{N}^+(h)} z_{hw}) / |\mathcal{N}^+(h)|$ ; (2) projecting the incoming edge values  $(z_{u'h})_{u' \in \mathcal{N}^-(h)}$  and the average  $\bar{z}$  onto the graph of  $f_h$ :  $(z'_{u'h}, z'_{hw}) = P_{\text{Graph}(f_h)}((z_{u'h})_{u' \in \mathcal{N}^-(h)}, \bar{z})$ ; (3) set incoming edge values  $z_{u'h} \leftarrow z'_{u'h}$  and outgoing edge values  $z_{hw} \leftarrow z'_{hw}$  for all  $w \in \mathcal{N}^+(h)$ . See Theorem 3 for a formal justification of these steps.

The overall feasibility problem involves finding a state vector  $\mathbf{z}$  that lies in the intersection of all such individual node constraints:

$$\text{Find } \mathbf{z} \in \bigcap_{v \in \mathcal{V}} \mathcal{C}_v. \quad (14)$$

The formulation extends to multiple (a batch of) samples, by constructing a single, larger computation graph with  $N$  instances of data-dependent components (input nodes, function nodes, and loss nodes for each sample  $i$ ), while sharing parameter nodes across instances. Conceptually, we construct a computation graph for the function  $((\mathbf{x}_1, \mathbf{y}_1), \dots, (\mathbf{x}_N, \mathbf{y}_N), \boldsymbol{\theta}) \mapsto (\ell(\mathbf{f}(\mathbf{x}_1, \boldsymbol{\theta}), \mathbf{y}_1), \dots, \ell(\mathbf{f}(\mathbf{x}_N, \boldsymbol{\theta}), \mathbf{y}_N))$ , as Figure 2 illustrates. The following theorem justifies the correctness of our formulation, showing that if a solution to the feasibility problem exists, it yields a set of parameters that minimizes the empirical risk in Eq. (8).

**Theorem 1** (Optimality of feasibility solution). *Let  $\mathbf{z}^* \in \mathbb{R}^{\mathcal{E}}$  be a solution to the feasibility problem in Eq. (14) for the function  $\ell(\mathbf{f}(\mathbf{x}, \boldsymbol{\theta}), \mathbf{y})$  applied to a dataset  $\mathcal{D}$  as described above. Then the consensus values of the outgoing edges from the parameter nodes  $v_{\theta_k}$  ( $k \in [d_{\theta}]$ ) in  $\mathbf{z}^*$ , minimize the empirical risk (Eq. (8)).*

*Proof.* A feasible state vector  $\mathbf{z}^*$  satisfies all node constraints. Specifically, satisfying the target node constraints means that the outputs of the network,  $\hat{\mathbf{y}}_i^*$ , minimize the per-sample loss. Parameter node constraints ensure their outgoing edges yield common consensus values,  $\theta_k^*$ , which define the overall network parameters  $\boldsymbol{\theta}^* \in \mathbb{R}^{d_\theta}$ . The input and hidden function node constraints then ensure that these loss-minimizing values  $\hat{\mathbf{y}}_i^*$  are precisely the outputs of the network function  $\mathbf{f}(\mathbf{x}_i, \boldsymbol{\theta}^*)$ . Consequently,  $\boldsymbol{\theta}^*$  minimizes the empirical risk (Eq. (8)).  $\square$

We solve the feasibility problem (Eq. (14)) using iterative projection algorithms (Section 2.2). These algorithms find a point in the intersection  $\bigcap_{v \in \mathcal{V}} \mathcal{C}_v$  if it is non-empty and the sets  $\mathcal{C}_v$  are convex. Otherwise, they typically yield a best-fit solution minimizing summed distances to the sets (Bauschke and Combettes, 2011; Deutsch, 2001). To efficiently compute the projections in parallel across the computation graph, we leverage the structure of the graph, specifically its bipartite nature, as the following theorem details. Notably, neural network computation graphs are often bipartite; if not, they can be made bipartite by inserting identity operations (dummy nodes with  $f_v(z) = z$ ).

**Theorem 2** (Parallelizable projections via bipartition). *Let  $G = (\mathcal{V}, \mathcal{E})$  be a computation graph with a bipartition  $\mathcal{V} = \mathcal{A} \cup \mathcal{B}$ , where  $\mathcal{A}$  and  $\mathcal{B}$  are disjoint sets of nodes. The constraints for each node  $v \in \mathcal{V}$  are defined as above. Then, the feasibility problem Eq. (14) is equivalent to the two-set feasibility problem*

$$\text{Find } \mathbf{z} \in \mathcal{C}_\mathcal{A} \cap \mathcal{C}_\mathcal{B}, \quad \text{where } \mathcal{C}_\mathcal{A} = \bigcap_{v \in \mathcal{A}} \mathcal{C}_v \text{ and } \mathcal{C}_\mathcal{B} = \bigcap_{v \in \mathcal{B}} \mathcal{C}_v. \quad (15)$$

*Furthermore, the projection  $P_{\mathcal{C}_\mathcal{A}}(\mathbf{z})$  (and analogously  $P_{\mathcal{C}_\mathcal{B}}(\mathbf{z})$ ) can be computed by independently (and in parallel) applying the projection operators  $P_{\mathcal{C}_v}(\mathbf{z})$  for all  $v \in \mathcal{A}$  (or  $v \in \mathcal{B}$ ).*

*Proof.* The equivalence  $\bigcap_{v \in \mathcal{V}} \mathcal{C}_v = \mathcal{C}_\mathcal{A} \cap \mathcal{C}_\mathcal{B}$  is definitional. Consider distinct nodes  $u, w \in \mathcal{A}$ . By the bipartition, they are not adjacent. Since  $P_{\mathcal{C}_u}$  only modifies edge variables incident to  $u$  (similarly for  $w$ ), and  $u, w$  share no incident edges, these projections act on disjoint sets of coordinates in  $\mathbf{z}$ . Therefore, all operators  $\{P_{\mathcal{C}_v}\}_{v \in \mathcal{A}}$  modify mutually disjoint components of  $\mathbf{z}$ . By Eq. (2) (projections onto product sets),  $P_{\mathcal{C}_\mathcal{A}}(\mathbf{z})$  is then computed by applying these individual projections independently, enabling parallel execution. An analogous argument for  $P_{\mathcal{C}_\mathcal{B}}(\mathbf{z})$  reduces the original problem to a two-set feasibility problem with parallelizable projection steps.  $\square$

Algorithm 1 summarizes the complete projection-based training procedure with batch processing and iterative updates.

---

**Algorithm 1** Projection-based training

**Input:** Model  $\mathbf{f}$ , Loss function  $\ell$ , Initial parameters  $\boldsymbol{\theta}_0$ , Dataset  $\mathcal{D}$ .

**Output:** Optimized parameters  $\boldsymbol{\theta}$ .

**Parameters:** Batch size  $B$ , Projection steps per batch  $K$ , Projection method ProjMethod

```

1:  $\boldsymbol{\theta} \leftarrow \boldsymbol{\theta}_0$ 
2: while not converged do
3:    $((\mathbf{x}_1, \mathbf{y}_1), \dots, (\mathbf{x}_B, \mathbf{y}_B)) \leftarrow$  random batch from  $\mathcal{D}$ 
4:    $G = (\mathcal{V}, \mathcal{E}) \leftarrow$  computation graph for  $(\ell(\mathbf{f}(\mathbf{x}_1, \boldsymbol{\theta}), \mathbf{y}_1), \dots, \ell(\mathbf{f}(\mathbf{x}_B, \boldsymbol{\theta}), \mathbf{y}_B))$ 
5:    $\mathbf{z} \leftarrow$  initial edge state vector  $\in \mathbb{R}^\mathcal{E}$   $\triangleright$  Intermediate values from forward pass
6:   for  $k = 1$  to  $K$  do
7:      $\mathbf{z} \leftarrow \text{ProjMethod}(G, \mathbf{z}, \{P_{\mathcal{C}_v}\}_{v \in \mathcal{V}})$   $\triangleright$  e.g., AP, DR, CP
8:   end for
9:    $\boldsymbol{\theta} \leftarrow$  extract parameters from  $\mathbf{z}$   $\triangleright$  Average edge variables from parameter nodes
10: end while
11: return  $\boldsymbol{\theta}$ 

```

---



## 4 Complexity analysis

Having detailed the projection-based training methodology, we now analyze its computational and memory complexity. All considered projection algorithms perform a single projection per step onto the constraints  $\mathcal{C}_v$  for each node  $v \in \mathcal{V}$ . We focus on the complexity of these projections, as they dominate the overall computational cost.

**Computational complexity per step** Projecting onto a single node’s constraint  $\mathcal{C}_v$  typically has a cost comparable to the forward evaluation of the primitive function  $f_v$ . For example, the projection for the dot product, which implements neuron pre-activation, involves solving a scalar quintic equation (e.g., via 5 Newton steps) followed by rescaling inputs/outputs. Similarly, the projection for ReLU computes two candidate solutions in closed form and selects the one minimizing distance. See Appendix C.1 for details on these and other primitive functions. Therefore, the total cost per step of the projection method is roughly proportional to the cost of executing all primitive operations in the computation graph, similar to a forward pass. However, unlike the sequential forward and backward passes that backpropagation requires, the projection updates within each partition ( $\mathcal{A}$  or  $\mathcal{B}$ ) are fully parallelizable.

**Memory complexity** Storing the state vector  $\mathbf{x} \in \mathbb{R}^{\mathcal{E}}$  leads to  $O(|\mathcal{E}|)$  memory complexity. In contrast, standard backpropagation only requires storing a primitive function’s output and its gradient, resulting in  $O(|\mathcal{V}|)$  complexity. Since many networks have significantly more edges  $|\mathcal{E}|$  than nodes  $|\mathcal{V}|$ , our method generally requires more memory. This requirement is pronounced in architectures with extensive weight sharing. For instance, during **batch processing**, processing  $N$  samples requires replicating the state associated with shared parameters  $N$  times in  $\mathbf{z}$ , as each sample interacts with the parameters via distinct edges in the expanded graph. Similarly, in **sequence models (e.g., RNNs)**, unrolling over  $T$  time steps necessitates storing distinct edge states for shared parameters at each step. **Convolutional networks (CNNs)** also exhibit this effect: applying a convolutional kernel at multiple spatial locations means each application corresponds to graph connections that require separate edge states. Our experiments made this evident: the high memory demands of the 4-layer CNN necessitated reducing the number of hidden units per layer to 16 to fit within the available 96GB GPU memory. In contrast, architectures with less parameter sharing, like MLPs, could accommodate larger sizes. Gradient-based methods are more memory-efficient in these cases because they aggregate gradients for shared parameters (e.g., by summation) and only need to store one copy of the parameters and their accumulated gradients.

In summary, the projection-based approach trades potentially higher memory usage, especially with shared parameters, for significant gains in parallelizability compared to gradient-based methods. The overall convergence rate (number of steps) depends on the specific problem and projection algorithm used. However, as our experiments empirically demonstrate (Section 5), it compares to first-order SGD methods.

## 5 Experiments

This section presents an empirical evaluation of our projection-based training method, outlined in Algorithm 1. We compare three projection methods (ProjMethod), Alternating Projections (AP), Douglas-Rachford (DR), and Cyclic Projections (CP), against standard gradient-based optimizers, Stochastic Gradient Descent (SGD) and Adam (Kingma and Ba, 2014). For AP and DR, we utilize the two-set feasibility problem derived from the bipartite graph formulation (Theorem 2). For CP, we apply the multi-set feasibility problem formulation directly, projecting cyclically onto node constraints and merging constraints within the same layer for efficiency (e.g., performing all ReLU projections in parallel). The projection order for CP follows a backward breadth-first search (BFS) from the target node.

### 5.1 Datasets and tasks

We evaluate our approach on diverse standard machine learning tasks. These include image classification using **MNIST** ( $28 \times 28$  grayscale images, 10 classes) and **CIFAR-10** ( $32 \times 32$  color images, 10 classes), binary classification on the **HIGGS** dataset (distinguishing signal from background noise in particle physics), and character-level language modeling with the **Shakespeare** dataset. We use the

default train/test splits (approximately 80% train / 20% test), and we reserve 10% of training data for validation (hyperparameter tuning and early stopping). Across all tasks, we employ the standard cross-entropy loss and report accuracy as the primary evaluation metric. For the sequence modeling task, accuracy specifically refers to the fraction of correctly predicted next characters.

## 5.2 Neural network architectures

We test three representative architectures: A **Multilayer Perceptron (MLP)** with fully connected layers (linear + bias) and ReLU activations. A **Convolutional Neural Network (CNN)** with  $3 \times 3$  convolutional layers (stride 1, padding 1) and ReLU activations; the output feature maps are spatially max-pooled into vectors before passing through a final linear layer. We implement a **Recurrent Neural Network (RNN)** with an MLP cell that processes the concatenation of a learned character embedding and the previous hidden state ( $\mathbf{h}_{t-1}$ ) at each step  $t$ . The MLP outputs both logits for the next character and a raw hidden state ( $\mathbf{h}'_t$ ). Activating this state via  $\mathbf{h}_t = \text{ReLU}(\mathbf{h}'_t)$  produces the input state for step  $t + 1$ .

For each architecture, we evaluate both shallow (1 hidden layer) and deep (4 hidden layers) variants. For deep models, we also test a version with skip connections, where we concatenate all hidden layer outputs (post-ReLU) and feed them to the final linear layer. Notably, the resulting computation graph remains bipartite, maintaining parallelizability. In the literature, such skip connections from hidden layers to the output layer are often referred to as a readout layer.

**Implementation and hyperparameters** We implement projection-based methods (AP, DR, CP) using our PJAX framework (Appendix B), while gradient-based methods (SGD, Adam) use JAX and Flax (Heek et al., 2024), ensuring fair comparison as PJAX uses JAX as its backend. Notably, defining models in PJAX’s `pjax.nn` API closely mirrors standard JAX/Flax usage. We use consistent hyperparameters without extensive tuning: learning rate 0.001 for SGD/Adam, batch size 256 for all methods, and  $K = 50$  projection steps per batch for AP/DR/CP. Note that we count this as 50 training steps, and consequently, projection methods process 50 times fewer batches than gradient methods per reported step. For the output layer constraint, we use the proximal operator for cross-entropy (Theorem 11 with  $\lambda = 5$ ), finding it more robust than margin constraints (Theorem 10), which require careful tuning of the margin parameter.

## 5.3 Results

We present an overview of our experimental findings here. Appendix D provides detailed numerical results, including final test accuracies, convergence steps, and timings of all conducted experiments on a single NVIDIA H100 GPU with 96GB of memory. Appendix 4 provides a theoretical analysis of the computational complexity and memory requirements of the projection-based methods.

Figure 3 displays representative validation accuracy curves from our experiments, highlighting a general trend: while Adam consistently achieves the highest test accuracy and generally converges fastest, projection-based methods prove viable across tasks and architectures. Among the projection algorithms, DR often outperforms AP on MLPs and RNNs in accuracy, while AP is competitive on CNNs. CP yields almost identical accuracy to AP but is slower due to its sequential nature (hence we omit CP from plots for clarity; see Appendix D for details). The specific characteristics of projection-based training, such as convergence to optimal solutions and step efficiency, vary with network architecture. For **MLPs** (Table 2), projection methods, particularly DR in shallow cases, approach SGD’s accuracy with notable computational efficiency per step (often  $\sim 10\times$  faster). For **CNNs** (Table 3), the accuracy gap relative to gradient-based methods widens, and step speed decreases due to higher memory requirements for shared parameters (see Appendix 4 for theoretical details). For **RNNs** (Table 4), projection methods possess a structural advantage, as no backpropagation through time is performed, thereby sidestepping issues with vanishing or exploding gradients (see Figure 5). This results in significantly faster convergence in terms of training steps compared to SGD, though Adam still achieves the best overall results, managing training dynamics effectively. The memory demands for shared parameters in RNNs also impact step times, similar to CNNs.

A key consideration for projection-based methods, which rely on local updates, is their effectiveness in deeper networks. Figure 4 explores this using an MLP trained on MNIST with the Douglas-Rachford (DR) algorithm. While shallow MLPs (left panel) train readily, the performance of a deep MLP



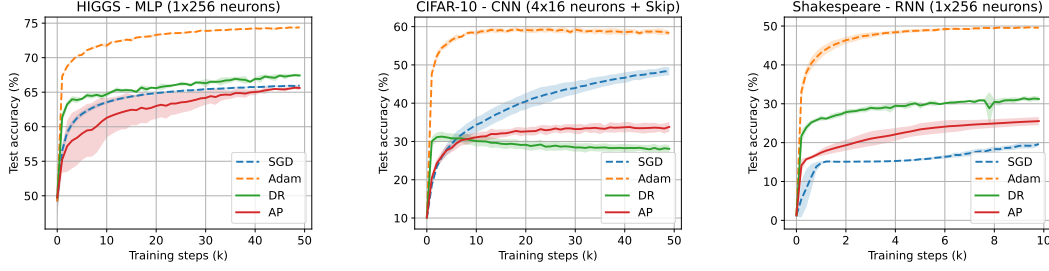


Figure 3: Validation accuracy vs. training steps comparing projection-based methods (AP, DR, CP) with gradient-based methods (SGD, Adam).

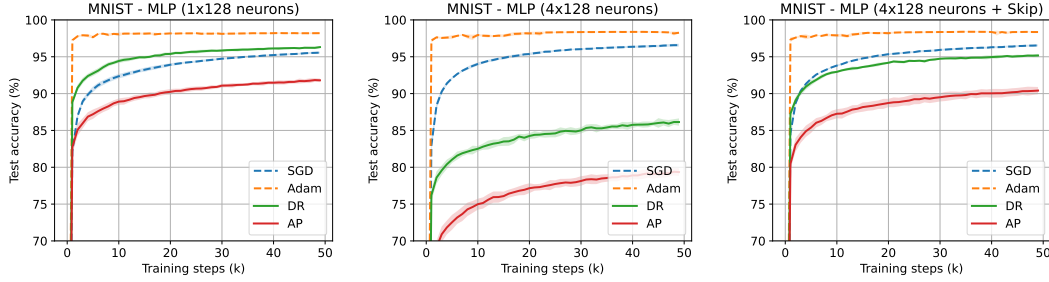


Figure 4: Impact of network depth and skip connections.

without skip connections (center panel) degrades, highlighting challenges in propagating information through many layers via local projections alone. The introduction of skip connections (right panel) substantially improves training for the deep MLP. These connections provide shorter paths for information flow, proving crucial for effective learning in deeper architectures using projection methods, while maintaining the bipartite graph structure essential for parallelization.

Figure 6 further analyzes the computational efficiency of projection methods. It compares step times of SGD, CP, and AP for an MLP (16 hidden units per layer) on a single MNIST sample, across varying network depths. These algorithms serve as direct proxies for the gradient-based, sequential projection, and parallel projection paradigms, respectively, avoiding the complexities of other optimizers like Adam or more involved projection schemes like DR. The analysis reveals two main trends. First, both CP and AP achieve lower step times than SGD, likely due to their intensive data reuse ( $K = 50$  updates per sample). Second, AP’s step time increases less steeply with network depth compared to SGD and CP. This favorable scaling stems from the parallelization of updates across all layers via the bipartite graph structure (Theorem 2), a concurrency efficiently harnessed by modern hardware like GPUs, in contrast to the sequential processing inherent in SGD (backpropagation) and CP (cyclic projections). Consequently, AP’s parallel advantage becomes more pronounced for deeper networks.

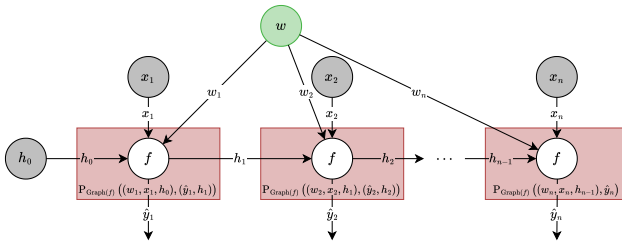


Figure 5: Computation graph for RNN: each unrolled cell  $f$  has a local parameter copy ( $w_t$ ). Projections are performed separately (possibly concurrently) for each time step. Parameter consensus is enforced through the parameter node.

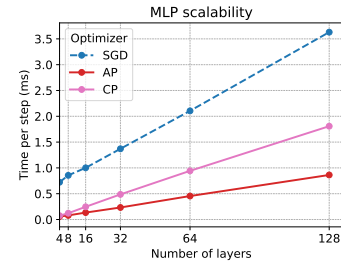


Figure 6: Scalability of projection vs. gradient-based methods with network depth.

## 6 Discussion

This work explored a paradigm shift in neural network training by reformulating it as a large-scale feasibility problem. This approach, diverging from traditional loss minimization, opens new research avenues and presents several potential advantages. A key strength is its inherently gradient-free nature, which enables the direct incorporation of non-differentiable components such as quantization layers, as Theorem 9 shows, or logical constraints, exemplified by the margin loss in Theorem 10. Additionally, the reliance on local updates allows for parallelization across network components and aligns with biological learning principles. The PJAX framework (Appendix B) is a significant contribution, providing a practical software tool for the broader research community to investigate and extend this paradigm.

Our empirical evaluations across diverse architectures confirm the viability of projection-based training. However, they also highlight current trade-offs and areas for future development. While the implemented projection schemes demonstrate convergence, their final accuracy does not yet consistently match that of highly optimized adaptive gradient methods like Adam. Notably, the training loss behavior of projection-based methods mirrors that of gradient-based optimizers, characteristically remaining slightly above the test loss. This suggests the accuracy gap stems more from limitations in approximating the training data than a fundamental lack of generalization. Consequently, opportunities exist to design more advanced projection algorithms that focus on improving approximation, potentially through adaptive step sizes, preconditioning, or acceleration techniques. Another crucial direction involves developing strategies to reduce the memory footprint of these methods, especially in architectures with significant parameter sharing. Moreover, the iterative nature of information propagation via local updates may necessitate tailored network architectures beyond simple skip connections, and specialized initialization methods could enhance robustness and performance.

Future work could focus on refining algorithms, exploring hybrid methods that combine projections with other techniques, deepening the theoretical understanding of convergence and generalization, and applying this framework to new classes of problems. The foundations and tools we present in this paper aim to catalyze such research, fostering the continued development of this alternative approach to training neural networks.

## Acknowledgments

We thank Daniel Herbst and Eduardo Santos Escriche for careful proofreading. We acknowledge support by the Humboldt Foundation.

## References

- Martín Abadi, Paul Barham, Jianmin Chen, Zhifeng Chen, Andy Davis, Jeffrey Dean, Matthieu Devin, Sanjay Ghemawat, Geoffrey Irving, Michael Isard, et al. {TensorFlow}: a system for {Large-Scale} machine learning. In *12th USENIX symposium on operating systems design and implementation (OSDI 16)*, pages 265–283, 2016.
- Heinz H. Bauschke and Patrick L. Combettes. *Convex Analysis and Monotone Operator Theory in Hilbert Spaces*. CMS Books in Mathematics. Springer, New York, NY, 2011. ISBN 978-1-4419-9466-0. doi: 10.1007/978-1-4419-9467-7.
- Heinz H Bauschke, Manish Krishan Lal, and Xianfu Wang. Projecting onto rectangular hyperbolic paraboloids in hilbert space. *arXiv preprint arXiv:2206.04878*, 2022.
- Yoshua Bengio. How auto-encoders could provide credit assignment in deep networks via target propagation. *arXiv preprint arXiv:1407.7906*, 2014.
- Yoshua Bengio, Patrice Simard, and Paolo Frasconi. Learning long-term dependencies with gradient descent is difficult. *IEEE transactions on neural networks*, 5(2):157–166, 1994.
- Dimitri P Bertsekas. Nonlinear programming. *Journal of the Operational Research Society*, 48(3): 334–334, 1997.
- Elie L Bienenstock, Leon N Cooper, and Paul W Munro. Theory for the development of neuron selectivity: orientation specificity and binocular interaction in visual cortex. *Journal of Neuroscience*, 2(1):32–48, 1982.
- Stephen Boyd, Neal Parikh, Eric Chu, Borja Peleato, Jonathan Eckstein, et al. Distributed optimization and statistical learning via the alternating direction method of multipliers. *Foundations and Trends® in Machine learning*, 3(1):1–122, 2011.
- James Bradbury, Roy Frostig, Peter Hawkins, Matthew James Johnson, Chris Leary, Dougal Maclaurin, George Necoala, Adam Paszke, Jake VanderPlas, Skye Wanderman-Milne, and Qiao Zhang. JAX: composable transformations of Python+NumPy programs, 2018. URL <http://github.com/jax-ml/jax>.
- Lev M Bregman. The method of successive projections for finding a common point of convex sets. In *Soviet Math. Dokl.*, volume 6, pages 688–692, 1965.
- Miguel Á. Carreira-Perpiñán and Weiran Wang. Distributed optimization of deeply nested systems. In *Artificial Intelligence and Statistics (AISTATS)*, 2014.
- Anna Choromanska, Mikael Henaff, Michael Mathieu, Gérard Ben Arous, and Yann LeCun. The loss surfaces of multilayer networks. In *Proceedings of the 18th International Conference on Artificial Intelligence and Statistics (AISTATS 2015)*, pages 192–204, 2015.
- Francis Crick. The recent excitement about neural networks. *Nature*, 337(6203):129–132, 1989.
- Yann N. Dauphin, Razvan Pascanu, Caglar Gulcehre, Kyunghyun Cho, Surya Ganguli, and Yoshua Bengio. Identifying and attacking the saddle point problem in high-dimensional non-convex optimization. In *Advances in Neural Information Processing Systems 27 (NeurIPS 2014)*, pages 2933–2941, 2014.
- Mike Davies, Narayan Srinivasa, Tsung-Han Lin, Gautham Chinya, Yongqiang Cao, Sri Harsha Choday, Georgios Dimou, Prasad Joshi, Nabil Imam, Shweta Jain, et al. Loihi: A neuromorphic manycore processor with on-chip learning. *Ieee Micro*, 38(1):82–99, 2018.
- Frank R. Deutsch. *Best Approximation in Inner Product Spaces*. CMS Books in Mathematics. Springer, New York, NY, 2001. ISBN 978-0-387-95156-0. doi: 10.1007/978-1-4684-9298-9.
- Jim Douglas and Henry H Rachford. On the numerical solution of heat conduction problems in two and three space variables. *Transactions of the American mathematical Society*, 82(2):421–439, 1956.

- John Duchi, Elad Hazan, and Yoram Singer. Adaptive subgradient methods for online learning and stochastic optimization. *Journal of machine learning research*, 12(7), 2011.
- Veit Elser. Phase retrieval by iterated projections. *Journal of the Optical Society of America A*, 20(1): 40–55, 2003.
- Veit Elser. Learning without loss. *Fixed Point Theory and Algorithms for Sciences and Engineering*, 2021(1):12, 2021.
- Wulfram Gerstner and Werner M Kistler. *Spiking neuron models: Single neurons, populations, plasticity*. Cambridge university press, 2002.
- Roland Glowinski and Americo Marroco. Sur l’approximation, par éléments finis d’ordre un, et la résolution, par pénalisation-dualité d’une classe de problèmes de dirichlet non linéaires. *Revue française d’automatique, informatique, recherche opérationnelle. Analyse numérique*, 9(R2):41–76, 1975.
- LG Gubin, Boris T Polyak, and EV Raik. The method of projections for finding the common point of convex sets. *USSR Computational Mathematics and Mathematical Physics*, 7(6):1–24, 1967.
- Donald Olding Hebb. *The organization of behavior: A neuropsychological theory*. Wiley, 1949.
- Jonathan Heek, Anselm Levskaya, Avital Oliver, Marvin Ritter, Bertrand Rondepierre, Andreas Steiner, and Marc van Zee. Flax: A neural network library and ecosystem for JAX, 2024. URL <http://github.com/google/flax>.
- Geoffrey Hinton. The forward-forward algorithm: Some preliminary investigations. *arXiv preprint arXiv:2212.13345*, 2(3):5, 2022.
- Geoffrey E Hinton. Training products of experts by minimizing contrastive divergence. *Neural computation*, 14(8):1771–1800, 2002.
- Geoffrey E Hinton, Simon Osindero, and Yee-Whye Teh. A fast learning algorithm for deep belief nets. *Neural computation*, 18(7):1527–1554, 2006.
- Sepp Hochreiter. Untersuchungen zu dynamischen neuronalen netzen. *Diploma, Technische Universität München*, 91(1):31, 1991.
- John H Holland. *Adaptation in natural and artificial systems: an introductory analysis with applications to biology, control, and artificial intelligence*. MIT press, 1992.
- John J Hopfield. Neural networks and physical systems with emergent collective computational abilities. *Proceedings of the national academy of sciences*, 79(8):2554–2558, 1982.
- James Kennedy and Russell Eberhart. Particle swarm optimization. In *Proceedings of ICNN’95-international conference on neural networks*, volume 4, pages 1942–1948. iee, 1995.
- Diederik P Kingma and Jimmy Ba. Adam: A method for stochastic optimization. *arXiv preprint arXiv:1412.6980*, 2014.
- Dong-Hyun Lee, Saizheng Zhang, Asja Fischer, and Yoshua Bengio. Difference target propagation. In *Machine Learning and Knowledge Discovery in Databases: European Conference, ECML PKDD 2015, Porto, Portugal, September 7-11, 2015, Proceedings, Part I 15*, pages 498–515. Springer, 2015.
- Timothy P Lillicrap, Daniel Cownden, Douglas B Tweed, and Colin J Akerman. Random synaptic feedback weights support error backpropagation for deep learning. *Nature communications*, 7(1): 13276, 2016.
- Pierre-Louis Lions and Bertrand Mercier. Splitting algorithms for the sum of two nonlinear operators. *SIAM Journal on Numerical Analysis*, 16(6):964–979, 1979.
- Paul A Merolla, John V Arthur, Rodrigo Alvarez-Icaza, Andrew S Cassidy, Jun Sawada, Filipp Akopyan, Bryan L Jackson, Nabil Imam, Chen Guo, Yutaka Nakamura, et al. A million spiking-neuron integrated circuit with a scalable communication network and interface. *Science*, 345 (6197):668–673, 2014.
- Jean-Jacques Moreau. Proximité et dualité dans un espace hilbertien. *Bulletin de la Société mathématique de France*, 93:273–299, 1965.
- Yurii Nesterov. A method for solving the convex programming problem with convergence rate  $O(1/k^2)$ . In *Dokl akad nauk Sssr*, volume 269, page 543, 1983.

- Arild Nøkland. Direct feedback alignment provides learning in deep neural networks. *Advances in neural information processing systems*, 29, 2016.
- Erkki Oja. Simplified neuron model as a principal component analyzer. *Journal of mathematical biology*, 15:267–273, 1982.
- Adam Paszke, Sam Gross, Francisco Massa, Adam Lerer, James Bradbury, Gregory Chanan, Trevor Killeen, Zeming Lin, Natalia Gimelshein, Luca Antiga, Alban Desmaison, Andreas Kopf, Edward Yang, Zachary DeVito, Martin Raison, Alykhan Tejani, Sasank Chilamkurthy, Benoit Steiner, Lu Fang, Junjie Bai, and Soumith Chintala. Pytorch: An imperative style, high-performance deep learning library. In *Advances in Neural Information Processing Systems*, volume 32. Curran Associates, Inc., 2019.
- Boris T Polyak. Some methods of speeding up the convergence of iteration methods. *Ussr computational mathematics and mathematical physics*, 4(5):1–17, 1964.
- Adityanarayanan Radhakrishnan, Daniel Beaglehole, Parthe Pandit, and Mikhail Belkin. Mechanism for feature learning in neural networks and backpropagation-free machine learning models. *Science*, 383(6690):1461–1467, 2024. doi: 10.1126/science.adi5639.
- Ingo Rechenberg. Evolutionsstrategien. In *Simulationsmethoden in der Medizin und Biologie: Workshop, Hannover, 29. Sept.–1. Okt. 1977*, pages 83–114. Springer, 1978.
- David E Rumelhart, Geoffrey E Hinton, and Ronald J Williams. Learning representations by back-propagating errors. *nature*, 323(6088):533–536, 1986.
- Tim Salimans, Jonathan Ho, Xi Chen, Szymon Sidor, and Ilya Sutskever. Evolution strategies as a scalable alternative to reinforcement learning. *arXiv preprint arXiv:1703.03864*, 2017.
- Jürgen Schmidhuber. *Evolutionary principles in self-referential learning, or on learning how to learn: the meta-meta-... hook*. PhD thesis, Technische Universität München, 1987.
- Hans-Paul Schwefel and Hans-Paul Schwefel. *Evolutionsstrategien für die numerische optimierung*. Springer, 1977.
- Sen Song, Kenneth D Miller, and Larry F Abbott. Competitive hebbian learning through spike-timing-dependent synaptic plasticity. *Nature neuroscience*, 3(9):919–926, 2000.
- Gavin Taylor, Ryan Burmeister, Zheng Xu, Bharat Singh, Ankit Patel, and Tom Goldstein. Training neural networks without gradients: A scalable admm approach. In *International conference on machine learning*, pages 2722–2731. PMLR, 2016.
- The Theano Development Team, Rami Al-Rfou, Guillaume Alain, Amjad Almahairi, Christof Angermueller, Dzmitry Bahdanau, Nicolas Ballas, Frédéric Bastien, Justin Bayer, Anatoly Belikov, et al. Theano: A python framework for fast computation of mathematical expressions. *arXiv preprint arXiv:1605.02688*, 2016.
- Tijmen Tieleman. Lecture 6.5-rmsprop: Divide the gradient by a running average of its recent magnitude. *COURSERA: Neural networks for machine learning*, 4(2):26, 2012.

## A Related Work

Deep neural network training is overwhelmingly dominated by gradient-based optimization methods. However, its limitations and inspiration from neuroscience have driven research into non-gradient-based learning. This section reviews prominent families of these methods.

### A.1 Gradient-based optimization: The standard paradigm

Gradient-based methods are foundational in deep learning. The backpropagation algorithm, as popularized in the seminal work by [Rumelhart et al. \(1986\)](#), remains the dominant paradigm for training neural networks. Backpropagation leverages the chain rule of differentiation to compute the gradient of a global loss function with respect to all network parameters efficiently. These gradients are then typically used within variants of stochastic gradient descent (SGD) to iteratively update the parameters and minimize the loss.

To address issues such as slow convergence, navigation of complex loss landscapes, and sensitivity to learning rates, several improvements to vanilla SGD have been proposed. Momentum-based methods, including Polyak’s momentum ([Polyak, 1964](#)) and Nesterov accelerated gradient ([Nesterov, 1983](#)), incorporate a history of past updates to accelerate progress along consistent descent directions and dampen oscillations. Adaptive methods such as AdaGrad ([Duchi et al., 2011](#)), RMSProp ([Tieleman, 2012](#)), and Adam ([Kingma and Ba, 2014](#)) adjust learning rates on a per-parameter basis, adapting to the geometry of the loss landscape and helping networks train more robustly, especially with sparse gradients.

Despite their success, gradient-based methods face several challenges. They can converge to suboptimal local minima or encounter prevalent high-error saddle points, particularly in high-dimensional non-convex optimization problems ([Dauphin et al., 2014](#); [Choromanska et al., 2015](#)). Furthermore, they can suffer from vanishing or exploding gradients in deep networks ([Hochreiter, 1991](#); [Bengio et al., 1994](#)), require the objective function and network components to be differentiable (or sub-differentiable), and can be sensitive to hyperparameter choices. The computational cost and sequential nature of computing and propagating gradients through deep networks can also be significant bottlenecks for parallelization across layers. These limitations motivate the exploration of alternative training schemes.

### A.2 Derivative-free and Zeroth-order methods

A direct alternative is to forgo gradient calculation entirely and use derivative-free optimization (DFO) or zeroth-order methods. These methods typically rely only on evaluations of the objective function (the global loss). Evolution Strategies (ES) ([Rechenberg, 1978](#); [Schwefel and Schwefel, 1977](#)) are a prominent example. ES optimizes parameters by sampling points in the parameter space around the current estimate, evaluating the loss at these points, and moving the estimate in a direction informed by these evaluations, effectively approximating a gradient direction or directly seeking improvement ([Salimans et al., 2017](#)). While computationally intensive due to the need for multiple forward passes per update, ES has shown surprising effectiveness, particularly in reinforcement learning domains ([Salimans et al., 2017](#)). Other population-based methods like Genetic Algorithms (GAs) ([Holland, 1992](#)) and Particle Swarm Optimization (PSO) ([Kennedy and Eberhart, 1995](#)) maintain a population of candidate solutions (network parameters) and iteratively refine them using operators inspired by biological evolution (selection, crossover, mutation) or social behavior (particle movement). The objective is typically to maximize a fitness function directly related to the global loss. Evolutionary approaches have also been applied to meta-learning problems, such as optimizing learning rules or hyperparameters ([Schmidhuber, 1987](#)). The primary objective of these DFO methods is the minimization of the global loss function. However, they often exhibit high sample complexity compared to gradient-based methods, requiring many loss evaluations, which can be prohibitive for large networks and datasets. Scalability to extremely high-dimensional parameter spaces remains a challenge.

### A.3 Biologically inspired local learning rules

Drawing inspiration from neuroscience, another class of methods employs local learning rules that do not require global error backpropagation. Rooted in neuroscientific theory, Hebbian learning follows



the principle “cells that fire together, wire together.” This principle, introduced by Donald Hebb in his 1949 book (Hebb, 1949), states that the synaptic strength between two neurons increases if they are co-activated. Early neural network research used simplified Hebbian rules for unsupervised representation learning. Modern variants, such as Oja’s rule (Oja, 1982) and the Bienenstock–Cooper–Munro (BCM) rule (Bienenstock et al., 1982), build on the classical Hebbian framework to ensure weight stabilization and learn principal components or other low-dimensional representations. Relatedly, attractor networks like the Hopfield network (Hopfield, 1982) also utilize Hebbian-style rules to store patterns as stable states (attractors) within an energy function, suitable for tasks like associative memory and pattern completion. Another important family of models leveraging local updates includes energy-based models like Boltzmann Machines (BMs) and particularly their simplified variant, Restricted Boltzmann Machines (RBMs) (Hinton, 2002). RBMs are stochastic networks trained to model a probability distribution over their inputs, typically via Maximum Likelihood. While exact gradient calculation is intractable for general BMs, RBMs can be effectively trained using algorithms like Contrastive Divergence (CD) (Hinton, 2002), which relies on Gibbs sampling and local computations between connected layers to approximate the gradient. This made RBMs instrumental as building blocks for Deep Belief Networks (Hinton et al., 2006), offering a biologically more plausible route to unsupervised feature learning and generative modeling. A common appealing property of these various local learning rules, whether Hebbian or energy-based, is their independence from global gradient signals. Instead, they rely on updates based on local neuronal activity (e.g., correlations, timing, sampling statistics) or principles like energy minimization. The objective is often related to maximizing correlation, capturing variance, achieving representational stability, minimizing a network energy function, or modeling data distributions, rather than directly minimizing a global supervised loss function for input-output mappings. This locality can be advantageous for large-scale or biologically plausible architectures where global signals are unavailable or costly. However, directly applying or adapting these principles to match the performance of gradient-based methods on complex supervised tasks remains challenging.

Inspired by the brain’s event-driven architecture, neuromorphic computing focuses on spiking neural networks (SNNs) that communicate via discrete spike events instead of continuous-valued activations. Conventional backpropagation becomes difficult in spiking systems due to the non-differentiable nature of spike functions. As a result, a variety of alternative learning rules, such as Spike-Timing-Dependent Plasticity (STDP) in spiking neural networks (Song et al., 2000; Gerstner and Kistler, 2002), have emerged. STDP aligns closely with Hebbian-like principles, adjusting synaptic strengths based on the relative timing of pre- and post-synaptic spikes. The objective here is local synaptic modification driven by temporal correlations. Neuromorphic chips like IBM’s TrueNorth (Merolla et al., 2014) and Intel’s Loihi (Davies et al., 2018) have been designed to implement such models efficiently, potentially offering significant energy savings. Because learning in SNNs often occurs locally within each synapse, neuromorphic approaches can circumvent the need for global gradient signals. However, training SNNs for complex, real-world tasks comparable to those solved by deep learning remains an active research area, and performance often lags behind conventional networks. Such methods also inherently handle non-differentiable spike events, a property shared with the projection-based methods discussed in this work.

#### A.4 Gradient approximation and decoupled training methods

Several approaches attempt to retain some benefits of gradient-based learning while avoiding full backpropagation, often motivated by biological plausibility (e.g., the weight transport problem) or computational considerations. Target Propagation (TP) (Bengio, 2014; Lee et al., 2015) aims to compute layer-specific targets instead of gradients. An inverse mapping or autoencoder associated with each layer generates target activations that, if achieved, would reduce the global loss. The layer then updates its weights locally to better map its input to these targets. The objective is local: minimize the mismatch between layer outputs and computed targets, serving as a proxy for the global loss. TP can avoid propagating precise gradients but requires learning or defining inverse mappings, which can be challenging and potentially unstable. Feedback Alignment (FA) (Lillicrap et al., 2016) replaces the transposed weight matrices used in backpropagation’s backward pass with fixed, random feedback matrices. Surprisingly, the network can learn by aligning its forward weights to leverage these random pathways for error signaling. The objective remains the global loss, but the gradient information is approximated. FA solves the weight transport problem but typically learns slower and may achieve lower final performance compared to backpropagation. Direct Feedback Alignment

(DFA) (Nøkland, 2016) further simplifies this by sending the error signal directly from the output layer to each hidden layer via fixed random matrices. Layer-wise training provides another way to decouple learning. Initially popular for pre-training Deep Belief Networks (Hinton et al., 2006), this involves training layers sequentially, often using unsupervised objectives like reconstruction error before potential end-to-end fine-tuning. The objective is local per layer/stage. While useful for initialization, purely greedy layer-wise training may not yield globally optimal solutions for the final task. More recently, the Forward-Forward algorithm (Hinton, 2022) was proposed as a potential alternative inspired by biology. It discards backpropagation entirely, using two forward passes—one with positive (real) data and one with negative data—and updating weights based on a local goodness metric specific to each layer. The objective is layer-local: maximizing goodness for positive samples and minimizing it for negative samples. This avoids backpropagation but requires generating negative data and doubles the computation per update compared to a single forward pass. Its scalability and performance across diverse tasks are still under investigation. Further exploring alternatives to full backpropagation, Radhakrishnan et al. (2024) recently introduced the Average Gradient Outer Product (AGOP) as a backpropagation-free mathematical mechanism to characterize and enable feature learning. Their work demonstrates that AGOP captures learned features across diverse architectures and can instill feature learning capabilities in models like kernel machines, notably through their Recursive Feature Machine (RFM) algorithm.

### A.5 Alternative mathematical optimization frameworks

Beyond heuristic or bio-inspired approaches, alternative mathematical optimization frameworks have been applied to neural network training, often by reformulating the learning problem. The Alternating Direction Method of Multipliers (ADMM) (Boyd et al., 2011) is a general framework for constrained optimization that decomposes a large problem into smaller, potentially easier subproblems that are solved iteratively. It has been explored for training neural networks, sometimes by introducing auxiliary variables and constraints to decouple layers or enforce structure (Glowinski and Marroco, 1975; Taylor et al., 2016). The Method of Auxiliary Coordinates (MAC) represents another such decomposition strategy for deeply nested systems (Carreira-Perpiñán and Wang, 2014). The objective in these frameworks is typically the original global loss, subject to reformulations. ADMM can handle non-differentiable regularizers and constraints but requires careful problem formulation, and solving the subproblems efficiently can be challenging, often involving overhead from dual variable updates or the solution of complex subproblems like large matrix inversions (Taylor et al., 2016). Block Coordinate Descent (BCD) methods optimize the network parameters block by block (e.g., layer by layer) while keeping other parameters fixed (Bertsekas, 1997). Each subproblem optimizes the global loss with respect to a subset of variables. BCD can be simpler to implement and potentially more memory-efficient than SGD for certain structures, but its convergence can be slow, dependent on the block partitioning strategy, and it may struggle with highly correlated parameters.

Crucially, the perspective of training as a **feasibility problem** (finding parameters  $\theta$  such that  $f(x_i, \theta) = y_i$  for all  $i$ ) provides a distinct reformulation suitable for iterative projection methods like AP or DR. This "learning without loss functions" approach was conceptually explored by Elser (2021), who proposed using the Difference Map algorithm (related to DR) to find feasible points in the intersection of constraints derived from individual data samples. Elser demonstrated the concept with illustrative examples. The projection-based method detailed in our work builds directly on this feasibility perspective, leveraging a fine-grained decomposition based on the computation graph's primitive functions, which allows for efficient, parallelizable projection steps.

### A.6 Symbolic, logic-based, and combinatorial optimization approaches

A less common direction treats network training or design as a discrete or symbolic problem. By formulating aspects of a neural network's parameters or structure (e.g., activation functions, connectivity) as a discrete optimization problem, one can sometimes leverage mature combinatorial solvers like SAT solvers or integer programming techniques. These approaches often arise in the context of "neuro-symbolic AI," aiming to integrate neural learning with symbolic reasoning. The objective might be to find a network satisfying certain logical constraints or optimizing a discrete objective. However, these methods often suffer from severe scalability challenges as network dimensions grow and are typically applicable only to specific problem types or network architectures.

## B PJAX: A Projection-based numerical computation framework

Building upon the reformulation of neural network training as a feasibility problem solvable via projection methods (Section 3), we introduce PJAX, a numerical computation framework designed to implement and solve such problems efficiently. PJAX aims to be an analog to modern automatic differentiation (autodiff) libraries like Theano (Team et al., 2016), TensorFlow (Abadi et al., 2016), PyTorch (Paszke et al., 2019), and JAX (Bradbury et al., 2018). However, unlike autodiff libraries that compute gradients, PJAX’s core computational mechanism revolves around projection operators. By leveraging JAX as its backend (hence the name PJAX, with ‘P’ signifying Projection), our framework inherits JAX’s just-in-time (JIT) compilation capabilities and seamless execution across different hardware accelerators, including CPUs, GPUs, and TPUs.

The core design principle of PJAX mirrors that of autograd frameworks: users write numerical code using functions provided by the library, and the framework automatically tracks these computations to build an underlying representation—in our case, a computation graph suitable for projection-based methods rather than gradient calculation. An optimizer module then utilizes this graph and the associated projection operators to find feasible solutions to the defined problem. The primary goal is to offer the core functionality of a projection-based computation framework with an interface familiar to users of JAX or similar libraries, complemented by a high-level API for streamlined machine learning model definition.

### B.1 Core components

PJAX is built upon core components implemented using JAX primitives. Accessed only indirectly via the high-level API, these components form the foundational building blocks, implementing the essential primitive functions and projection operators required for the optimization process:

**Primitive functions** correspond to the hidden function nodes in the computation graph described in Section 3.1. Examples include fundamental operations like `identity`, `add`, `dot`, `sum_relu`, `max`, and `quantize`. For each primitive function  $f$ , we implement both its standard forward evaluation and the corresponding projection operator  $P_{\text{Graph}(f)}$ . Detailed definitions and derivations of these projection operators are included in Appendix C.1.

**Loss functions** correspond to the target nodes in the computation graph. For now, we provide a `cross_entropy` and `margin_loss` loss for classification tasks. Further details can be found in Appendix C.2.

**Shape transformations**, such as `index`, `reshape`, `transpose`, `repeat`, `concat`, `padding`, and `conv_patch`, are treated as special ‘no-ops’ nodes that manipulate the shape or layout of data without altering its numerical values. These transformations must be invertible, and PJAX implements both the forward and inverse operations. These transformations do not impose feasibility constraints themselves (i.e., they do not define sets  $\mathcal{C}_v$  for projection). Instead, when a projection operator  $P_{\mathcal{C}_v}$  associated with a computational node  $v$  needs to access values from incoming edges or distribute values to outgoing edges, these values are automatically passed through any intermediate shape transformation nodes using their forward or inverse implementations as needed. This design allows users to incorporate complex tensor manipulations common in neural networks without requiring additional projection operators.

### B.2 User API

Users interact with PJAX through a high-level API designed to closely resemble the JAX / NumPy interface, facilitating adoption for those already familiar with these libraries.

**Computation container** The `Computation` class is fundamental for objects managed by PJAX. A `Computation` instance can hold input data (as an `Array` or `Parameter`) or represent the symbolic output of a PJAX operation, maintaining references to the operation and its inputs. This mechanism allows PJAX to trace the sequence of operations and construct the computation graph implicitly.

**Data containers** include `Array` (for constant inputs) and `Parameter` (for variables to be optimized). Both are subclasses of `Computation` and act as wrappers around standard JAX arrays (`jax.numpy.ndarray`).

**API functions** provided by PJAX operate on `Computation` objects and return new `Computation` objects, thereby extending the computation graph. This includes wrappers for the core primitive functions, output constraints, and shape transformations. Furthermore, PJAX offers functions designed to mirror the `jax.numpy` API, such as `dot` (with batching semantics), `matmul`, `swapaxes`, `moveaxis`, `expand_dims`, `squeeze`, `stack`, etc. These higher-level functions are implemented internally using combinations of PJAX core functions and the `vmap` utility, obviating the need to define unique projection operators for each one.

**Vectorization** (`vmap`) is supported through a utility, `pjax.vmap`, with a signature and semantics analogous to `jax.vmap`. It is used internally to implement batch-aware operations (e.g., `matmul` from `dot`) and is exposed to the user, enabling automatic vectorization of user-defined functions composed of PJAX operations. This is critical for achieving high performance on modern hardware.

### B.3 Optimizer module (`pjax.optim`)

The `pjax.optim` module contains the algorithms that solve the feasibility problem defined by the computation graph. Currently available optimizers include Alternating Projections (AP), Cyclic Projections (CP), and the Difference Map algorithm (Elser, 2003). The optimizer’s update function accepts:

- A user-defined Python function that computes the desired output using PJAX operations. This function implicitly defines the computation graph and constraints. It is analogous to the function one might pass to `jax.grad`, often representing the forward pass of a model,  $\theta \mapsto f(x, \theta)$ , whose output is then constrained according to the graph (e.g., via Output Constraint nodes).
- A dictionary (or other ‘pytree’ structure) holding the current state of the `Parameter` objects (e.g., network weights).

The optimizer then applies the function to the parameters, computes and stores intermediate outputs, forms a bipartition of the graph, and performs a specified number of update steps using the chosen projection algorithm. Finally, it returns a dictionary containing the updated consensus values for the parameters.

### B.4 High-level neural network API (`pjax.nn`)

Inspired by Flax, `pjax.nn` simplifies model definition and training via a compositional `Module` interface for reusable components (e.g., layers, blocks). It automates parameter handling (initialization, naming, sharing), enabling users to define complex architectures with familiar concepts, which are readily compatible with the `pjax.optim` module for projection-based training.

### B.5 Example: MLP definition and computation graph

To illustrate how a neural network is defined using the `pjax.nn` API and how PJAX subsequently constructs a detailed computation graph, we consider an MLP with a single hidden layer and ReLU activation. Mathematically, this MLP is defined as

$$f(x; W^{\text{hidden}}, b^{\text{hidden}}, W^{\text{out}}) = W^{\text{out}} \text{ReLU}(W^{\text{hidden}}x + b^{\text{hidden}}) \quad (16)$$

where  $x$  is the input,  $W^{\text{hidden}}$  and  $b^{\text{hidden}}$  are the weights and biases for the hidden layer, respectively, and  $W^{\text{out}}$  represents the weights for the output layer. The corresponding PJAX code for this MLP is shown in Listing 1.

```

import jax
import pjax
from pjax import nn, optim

class MLP(nn.Module):
    def __init__(self, in_features, hidden_features, num_classes):
        super().__init__()
        self.hidden = nn.Linear(in_features, hidden_features)
        self.relu = nn.ReLU(hidden_features)
        self.out = nn.Linear(hidden_features, num_classes)

    def __call__(self, x):
        x = self.hidden(x)
        x = self.relu(x)
        x = self.out(x)
        return x

model = MLP(in_features=784, hidden_features=256, num_classes=10)
params = model.init(jax.random.key(0))
optimizer = optim.DouglasRachford(steps_per_update=50)

for (x, y) in dataloader:
    def loss_fn(params):
        logits = model.apply(params, x)
        return nn.cross_entropy(logits, y)

    params, loss = optimizer.update(loss_fn, params)

```

Listing 1: Python code for an MLP using the pjax API, including training loop

When this MLP model is instantiated and applied to an input batch (e.g., 32 MNIST vectors, each 784-dimensional, with a hidden layer of 16 features and 10 output classes), PJAX traces the operations. The resulting computation graph, shown in Figure 7, visualizes this trace.

In this graph, nodes represent PJAX components. Array nodes hold constant data like the input batch and target data for the `cross_entropy` loss. Learnable parameters, whose names are assigned by our `pjax.nn` API, are represented as `Parameter` nodes; for this MLP, these include `hidden.weight` (corresponding to  $\mathbf{W}^{\text{hidden}}$ ), `relu.bias` (corresponding to  $b^{\text{hidden}}$  and applied at the `sum_relu` stage), and `out.weight` (corresponding to  $\mathbf{W}^{\text{out}}$ ). The primitive functions shown are `dot` (scalar dot product) and `sum_relu`. Shape transformation nodes, specifically `reshape` and `repeat`, prepare input tensors for the batched scalar operations. For instance, to implement the batched matrix multiplication in the first linear layer ( $\mathbf{W}^{\text{hidden}}\mathbf{x}$ ), the input Array (32, 784) and the `hidden.weight` (784, 16) parameter are reshaped and repeated to match dimensions for the dot operation.

This graph details the concrete sequence of operations as traced by PJAX. In contrast, a conceptual illustration (as in Figure 2), would represent each neuron’s compound operations (dot product and activation) as distinct explicit nodes with edges fanning out to all neurons in the subsequent layer, rather than utilizing PJAX’s explicit shape transformations for vectorized scalar primitives. Another minor technical difference is that the conceptual graph does not include a node for the target data, rather, it’s implicitly represented in the loss function.

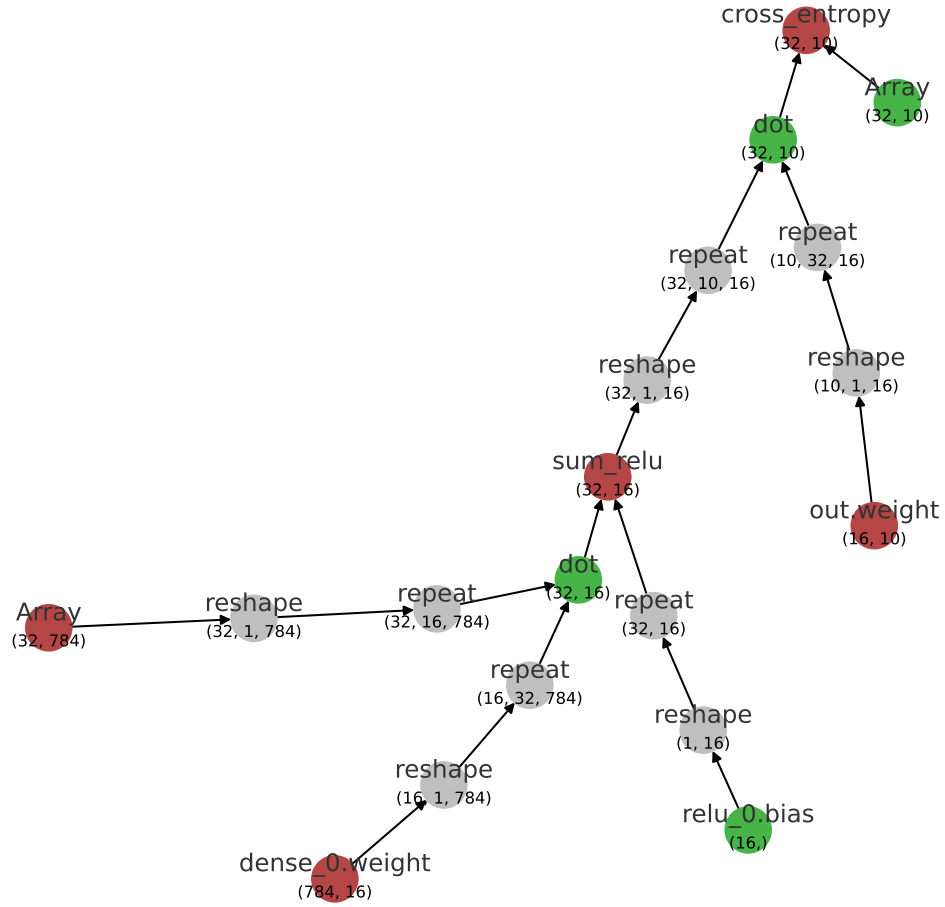


Figure 7: PJAX computation graph for the 16-neuron hidden layer MLP (Listing 1), processing a batch of 32 MNIST samples. Node sublabels indicate tensor shapes.



## C Projection operators

Here we provide the mathematical details underpinning the projection steps central to our method (Section 3). These steps form the computational core of each iteration within the projection algorithms used for training (Algorithm 1). We begin by presenting the theorem that justifies how projections onto hidden function node constraints are computed by leveraging projections onto the graphs of the underlying primitive functions (Theorem 3). Subsequently, in Subsection C.1, we detail the specific orthogonal projection operators onto the graphs ( $\text{Graph}(f)$ ) for various primitive functions commonly used in neural networks, such as linear operations, activations, and pooling. Finally, Subsection C.2 describes the operators employed at the output nodes to enforce conditions derived from the learning objective.

**Theorem 3** (Projection onto consensus sets). *Let  $\bar{\mathcal{C}} \subseteq \mathbb{R}^{d_x} \times \mathbb{R}^{d_y}$  be a non-empty closed set (e.g., the graph of a primitive function). The associated consensus set  $\mathcal{C} \subseteq \mathbb{R}^{d_x} \times (\mathbb{R}^{d_y})^n$  is:*

$$\mathcal{C} = \{(\mathbf{w}, \mathbf{u}_1, \dots, \mathbf{u}_n) \mid (\mathbf{w}, \mathbf{u}_i) \in \bar{\mathcal{C}} \text{ for all } i = 1, \dots, n\}. \quad (17)$$

Given a point  $\mathbf{z}_0 = (\mathbf{x}_0, \mathbf{y}_{0,1}, \dots, \mathbf{y}_{0,n})$ , its projection  $\text{P}_{\mathcal{C}}(\mathbf{z}_0)$  is computed as follows:

1. Compute the average  $\mathbf{y}$  component:  $\bar{\mathbf{y}}_0 = \frac{1}{n} \sum_{i=1}^n \mathbf{y}_{0,i}$ .
2. Perform a weighted projection of the pair  $(\mathbf{x}_0, \bar{\mathbf{y}}_0)$  onto the base set  $\bar{\mathcal{C}}$ :

$$(\mathbf{x}, \bar{\mathbf{y}}) = \arg \min_{(\mathbf{w}, \bar{\mathbf{u}}) \in \bar{\mathcal{C}}} \left( \|\mathbf{w} - \mathbf{x}_0\|^2 + n \|\bar{\mathbf{u}} - \bar{\mathbf{y}}_0\|^2 \right). \quad (18)$$

3. The projection onto the consensus set  $\mathcal{C}$  is formed by replicating the  $\bar{\mathbf{y}}$  component:

$$\text{P}_{\mathcal{C}}(\mathbf{z}_0) = (\mathbf{x}, \underbrace{\bar{\mathbf{y}}, \dots, \bar{\mathbf{y}}}_{n \text{ times}}). \quad (19)$$

This theorem justifies the projection procedure for function nodes described in Section 3. In that context,  $\bar{\mathcal{C}} = \text{Graph}(f_v)$ ,  $\mathbf{x}_0$  holds incoming edge values ( $z_{uv}$ ),  $\mathbf{y}_{0,i}$  hold outgoing values  $z_{vw}$ , and  $n = |\mathcal{N}^+(v)|$ . Step 2 yields the updated incoming values  $\mathbf{x}$  (new  $z_{uv}$ ) and the single consensus outgoing value  $\bar{\mathbf{y}}$  (new  $z_{out}$ ). Step 3 constructs the state update for  $\mathbf{z}$ .

For simplicity, our implementation uses a standard projection onto  $\bar{\mathcal{C}}$  in Step 2, rather than the theoretically derived weighted projection. While this alters the exact projection dynamics, any resulting fixed point still satisfies both the consensus requirement and the base constraint  $(\mathbf{x}, \bar{\mathbf{y}}) \in \bar{\mathcal{C}}$ .

*Proof.* Let  $\mathbf{z}_0 = (\mathbf{x}_0, \mathbf{y}_{0,1}, \dots, \mathbf{y}_{0,n})$ . We seek  $\text{P}_{\mathcal{C}}(\mathbf{z}_0)$ , which is the point  $(\mathbf{x}, \mathbf{y}_1, \dots, \mathbf{y}_n) \in \mathcal{C}$  minimizing the squared Euclidean distance  $f$  to  $\mathbf{z}_0$ . We use  $(\mathbf{w}, \mathbf{u}_1, \dots, \mathbf{u}_n)$  as dummy variables for points in  $\mathcal{C}$

$$\min_{(\mathbf{w}, \mathbf{u}_1, \dots, \mathbf{u}_n) \in \mathcal{C}} \left( \|\mathbf{w} - \mathbf{x}_0\|^2 + \sum_{i=1}^n \|\mathbf{u}_i - \mathbf{y}_{0,i}\|^2 \right). \quad (20)$$

The constraint  $(\mathbf{w}, \mathbf{u}_i) \in \bar{\mathcal{C}}$  for all  $i$  implies that any feasible point must satisfy  $\mathbf{u}_1 = \dots = \mathbf{u}_n = \bar{\mathbf{u}}$  for some  $\bar{\mathbf{u}}$  where  $(\mathbf{w}, \bar{\mathbf{u}}) \in \bar{\mathcal{C}}$ . The problem reduces to finding  $(\mathbf{w}, \bar{\mathbf{u}}) \in \bar{\mathcal{C}}$  that minimizes

$$f(\mathbf{w}, \bar{\mathbf{u}}) = \|\mathbf{w} - \mathbf{x}_0\|^2 + \sum_{i=1}^n \|\bar{\mathbf{u}} - \mathbf{y}_{0,i}\|^2. \quad (21)$$

Let  $\bar{\mathbf{y}}_0 = \frac{1}{n} \sum_{i=1}^n \mathbf{y}_{0,i}$ . Using the identity  $\sum_{i=1}^n \|a - b_i\|^2 = n \|a - \bar{b}\|^2 + \sum_{i=1}^n \|\bar{b} - b_i\|^2$ , the sum term becomes

$$\sum_{i=1}^n \|\bar{\mathbf{u}} - \mathbf{y}_{0,i}\|^2 = n \|\bar{\mathbf{u}} - \bar{\mathbf{y}}_0\|^2 + \sum_{i=1}^n \|\bar{\mathbf{y}}_0 - \mathbf{y}_{0,i}\|^2. \quad (22)$$

Substituting this into  $f(\mathbf{w}, \bar{\mathbf{u}})$ , the minimization problem is equivalent (since the last term is constant w.r.t.  $\mathbf{w}, \bar{\mathbf{u}}$ ) to

$$\min_{(\mathbf{w}, \bar{\mathbf{u}}) \in \bar{\mathcal{C}}} \left( \|\mathbf{w} - \mathbf{x}_0\|^2 + n \|\bar{\mathbf{u}} - \bar{\mathbf{y}}_0\|^2 \right). \quad (23)$$

The unique minimizer  $(\mathbf{x}, \bar{\mathbf{y}})$  is given by the weighted projection as defined in Eq. (18). The overall projection onto  $\mathcal{C}$  is then constructed by replicating  $\bar{\mathbf{y}}$ , yielding  $(\mathbf{x}, \underbrace{\bar{\mathbf{y}}, \dots, \bar{\mathbf{y}}}_{n \text{ times}})$ , as stated in step 3.  $\square$

### C.1 Projection operators for primitive functions

Following, we detail and derive the projection operators onto the graphs of several primitive functions used within the PJAX framework. Recall that for a function  $f : \mathbb{R}^n \rightarrow \mathbb{R}^m$ , its graph is defined as  $\text{Graph}(f) = \{(\mathbf{x}, f(\mathbf{x})) \mid \mathbf{x} \in \mathbb{R}^n\}$ . The projection onto this graph,  $P_{\text{Graph}(f)}(\mathbf{x}_0, \mathbf{y}_0)$ , finds the point on the graph closest to  $(\mathbf{x}_0, \mathbf{y}_0)$ .

Table 1: Summary of primitive functions presented.

Function	Definition	Theorem Reference
Identity	$f(x) = x$	Theorem 4
Sum	$f(\mathbf{x}) = \mathbf{1}^\top \mathbf{x}$	Theorem 5
ReLU of summation	$f(\mathbf{x}) = \max\{0, \mathbf{1}^\top \mathbf{x}\}$	Theorem 6
Dot Product	$f(\mathbf{x}, \mathbf{y}) = \langle \mathbf{x}, \mathbf{y} \rangle$	Theorem 7
Maximum	$f(\mathbf{x}) = \max_i \{x_i\}$	Theorem 8
Quantization	$f(x)$ maps $x$ to nearest in $Z$	Theorem 9

**Theorem 4 (Identity).** *The projection operator onto the graph of the identity function  $\text{id}(x) = x$  ( $x \in \mathbb{R}$ ) is given by an average:*

$$P_{\text{Graph}(\text{id})}(x_0, y_0) = \left( \frac{x_0 + y_0}{2}, \frac{x_0 + y_0}{2} \right). \quad (24)$$

*Proof.* We seek the point  $(x, x)$  on the line  $y = x$  that is closest to  $(x_0, y_0)$ . This involves minimizing the squared distance  $(x - x_0)^2 + (x - y_0)^2$ . Standard calculus techniques (setting the derivative with respect to  $x$  to zero) or geometric reasoning show that the minimum occurs when  $x = (x_0 + y_0)/2$ . Since the graph is a line (closed and convex), the projection is unique.  $\square$

**Theorem 5 (Sum).** *Let  $\text{sum} : \mathbb{R}^n \rightarrow \mathbb{R}$  be the summation function  $\text{sum}(\mathbf{x}) = \mathbf{1}^\top \mathbf{x}$ . The projection of  $(\mathbf{x}_0, y_0) \in \mathbb{R}^n \times \mathbb{R}$  onto its graph is*

$$P_{\text{Graph}(\text{sum})}(\mathbf{x}_0, y_0) = (\mathbf{x}_0 + \lambda \mathbf{1}, y_0 - \lambda), \quad \text{where} \quad \lambda = \frac{y_0 - \mathbf{1}^\top \mathbf{x}_0}{n + 1}. \quad (25)$$

*Proof.* We seek the point  $(\mathbf{x}, y)$  on the hyperplane  $y = \mathbf{1}^\top \mathbf{x}$  that minimizes the squared distance  $\|\mathbf{x} - \mathbf{x}_0\|^2 + (y - y_0)^2$ . Geometrically, the vector connecting  $(\mathbf{x}_0, y_0)$  to its projection  $(\mathbf{x}, y)$  must be orthogonal to the hyperplane. The normal vector to the hyperplane  $y - \mathbf{1}^\top \mathbf{x} = 0$  is  $(-\mathbf{1}, 1)$ . Thus,  $(\mathbf{x} - \mathbf{x}_0, y - y_0)$  must be proportional to  $(-\mathbf{1}, 1)$ . Setting  $(\mathbf{x} - \mathbf{x}_0, y - y_0) = -\lambda(-\mathbf{1}, 1)$  gives  $\mathbf{x} = \mathbf{x}_0 + \lambda \mathbf{1}$  and  $y = y_0 - \lambda$ . Substituting into the hyperplane equation  $y = \mathbf{1}^\top \mathbf{x}$  allows solving for  $\lambda = (y_0 - \mathbf{1}^\top \mathbf{x}_0)/(n + 1)$ . The graph is an affine subspace (closed and convex), guaranteeing a unique projection.  $\square$

**Theorem 6** (ReLU of summation). Define  $\text{SumReLU}(\mathbf{x}) = \max\{0, \mathbf{1}^\top \mathbf{x}\}$  for  $\mathbf{x} \in \mathbb{R}^n$ . The graph  $\mathcal{C} = \text{Graph}(\text{SumReLU})$  consists of two parts ( $\mathcal{C} = \mathcal{C}_1 \cup \mathcal{C}_2$ ):

1. The "flat" region  $\mathcal{C}_1 = \{(\mathbf{x}, y) \mid \mathbf{1}^\top \mathbf{x} \leq 0, y = 0\}$ .
2. The "sloped" region  $\mathcal{C}_2 = \{(\mathbf{x}, y) \mid \mathbf{1}^\top \mathbf{x} \geq 0, y = \mathbf{1}^\top \mathbf{x}\}$ .

The projection of a point  $(\mathbf{x}_0, y_0) \in \mathbb{R}^n \times \mathbb{R}$  onto the graph is found by projecting onto these two regions and selecting the candidate closest to  $(\mathbf{x}_0, y_0)$ :

1. Candidate 1,  $(\mathbf{x}^{(1)}, y^{(1)}) = P_{\mathcal{C}_1}(\mathbf{x}_0, y_0)$ , is given by:

$$\mathbf{x}^{(1)} = \mathbf{x}_0 - \max\left\{0, \frac{\mathbf{1}^\top \mathbf{x}_0}{n}\right\} \mathbf{1}, \quad y^{(1)} = 0. \quad (26)$$

2. Candidate 2,  $(\mathbf{x}^{(2)}, y^{(2)}) = P_{\mathcal{C}_2}(\mathbf{x}_0, y_0)$ , is computed by first projecting onto the hyperplane  $y = \mathbf{1}^\top \mathbf{x}$ :

$$(\hat{\mathbf{x}}, \hat{y}) = (\mathbf{x}_0 + \lambda \mathbf{1}, y_0 - \lambda), \quad \text{where } \lambda = \frac{y_0 - \mathbf{1}^\top \mathbf{x}_0}{n + 1}. \quad (27)$$

Then, the projection onto  $\mathcal{C}_2$  is determined by whether  $(\hat{\mathbf{x}}, \hat{y})$  satisfies the non-negativity constraint:

$$(\mathbf{x}^{(2)}, y^{(2)}) = \begin{cases} (\hat{\mathbf{x}}, \hat{y}) & \text{if } \mathbf{1}^\top \hat{\mathbf{x}} \geq 0 \\ \left(\mathbf{x}_0 - \frac{\mathbf{1}^\top \mathbf{x}_0}{n} \mathbf{1}, 0\right) & \text{otherwise.} \end{cases} \quad (28)$$

Finally, select

$$P_{\text{Graph}(\text{SumReLU})}(\mathbf{x}_0, y_0) = \arg \min_{(\mathbf{x}, y) \in \{(\mathbf{x}^{(1)}, y^{(1)}), (\mathbf{x}^{(2)}, y^{(2)})\}} \|(\mathbf{x}, y) - (\mathbf{x}_0, y_0)\|^2. \quad (29)$$

*Proof.* The graph  $\mathcal{C} = \text{Graph}(\text{SumReLU})$  is the union of two closed convex sets,  $\mathcal{C}_1$  and  $\mathcal{C}_2$ . The projection  $P_{\mathcal{C}}(\mathbf{x}_0, y_0)$  is therefore the point closer to  $(\mathbf{x}_0, y_0)$  among the projections onto  $\mathcal{C}_1$  and  $\mathcal{C}_2$ . These projections minimize the squared Euclidean distance from  $(\mathbf{x}_0, y_0)$  subject to the constraints defining each set. Solving this minimization, for instance using the method of Lagrange multipliers, yields the formulas presented in the theorem.  $\square$

**Theorem 7** (Dot product). Let  $\text{dot}(\mathbf{x}, \mathbf{y}) = \langle \mathbf{x}, \mathbf{y} \rangle$  for  $\mathbf{x}, \mathbf{y} \in \mathbb{R}^n$ . For a point  $(\mathbf{x}_0, \mathbf{y}_0, z_0) \in \mathbb{R}^n \times \mathbb{R}^n \times \mathbb{R}$  with  $\mathbf{x}_0 \neq \pm \mathbf{y}_0$ , the orthogonal projection onto the graph  $\text{Graph}(\text{dot})$  is unique and given by

$$P_{\text{Graph}(\text{dot})}(\mathbf{x}_0, \mathbf{y}_0, z_0) = (\mathbf{x}(\lambda), \mathbf{y}(\lambda), z_0 - \lambda), \quad (30)$$

where

$$\mathbf{x}(\lambda) = \frac{\mathbf{x}_0 + \lambda \mathbf{y}_0}{1 - \lambda^2}, \quad \mathbf{y}(\lambda) = \frac{\mathbf{y}_0 + \lambda \mathbf{x}_0}{1 - \lambda^2}. \quad (31)$$

The scalar parameter  $\lambda$  is the unique root in  $] -1, 1[$  of the function

$$f(\lambda) = \frac{(1 + \lambda^2)p + \lambda q}{(1 - \lambda^2)^2} - z_0 + \lambda = 0, \quad (32)$$

with  $p = \langle \mathbf{x}_0, \mathbf{y}_0 \rangle$  and  $q = \|\mathbf{x}_0\|^2 + \|\mathbf{y}_0\|^2$ . This root can be efficiently found using Newton's method. Practically, 5 to 10 iterations starting from  $\lambda = 0$  are sufficient to converge to a solution with high accuracy.

*Proof.* We seek the point  $(\mathbf{x}, \mathbf{y}, z)$  on the graph  $z = \langle \mathbf{x}, \mathbf{y} \rangle$  that minimizes the squared Euclidean distance  $\|\mathbf{x} - \mathbf{x}_0\|^2 + \|\mathbf{y} - \mathbf{y}_0\|^2 + (z - z_0)^2$ . This is equivalent to minimizing the unconstrained function

$$g(\mathbf{x}, \mathbf{y}) = \|\mathbf{x} - \mathbf{x}_0\|^2 + \|\mathbf{y} - \mathbf{y}_0\|^2 + (\langle \mathbf{x}, \mathbf{y} \rangle - z_0)^2 \quad (33)$$

over  $(\mathbf{x}, \mathbf{y}) \in \mathbb{R}^n \times \mathbb{R}^n$ . Existence of a minimum is guaranteed as  $g$  is continuous and coercive. The first-order optimality conditions are  $\nabla_{\mathbf{x}} g = \mathbf{0}$  and  $\nabla_{\mathbf{y}} g = \mathbf{0}$ . Let  $\lambda = z_0 - \langle \mathbf{x}, \mathbf{y} \rangle$ . The conditions simplify to

$$\mathbf{x} = \mathbf{x}_0 + \lambda \mathbf{y} \quad \text{and} \quad \mathbf{y} = \mathbf{y}_0 + \lambda \mathbf{x}. \quad (34)$$

Solving this linear system for  $\mathbf{x}$  and  $\mathbf{y}$  (assuming  $\lambda^2 \neq 1$ , which holds for the minimum when  $\mathbf{x}_0 \neq \pm \mathbf{y}_0$ ) yields

$$\mathbf{x}(\lambda) = \frac{\mathbf{x}_0 + \lambda \mathbf{y}_0}{1 - \lambda^2}, \quad \mathbf{y}(\lambda) = \frac{\mathbf{y}_0 + \lambda \mathbf{x}_0}{1 - \lambda^2}. \quad (35)$$

Substituting these back into the definition  $\lambda = z_0 - \langle \mathbf{x}(\lambda), \mathbf{y}(\lambda) \rangle$  and simplifying leads to the condition  $f(\lambda) = 0$  as defined in Eq. (32), where  $p = \langle \mathbf{x}_0, \mathbf{y}_0 \rangle$  and  $q = \|\mathbf{x}_0\|^2 + \|\mathbf{y}_0\|^2$ . Analogous to the analysis for projections onto hyperbolas, the function  $f(\lambda)$  has a unique root in  $] -1, 1[$  when  $\mathbf{x}_0 \neq \pm \mathbf{y}_0$ , ensuring a unique projection (Bauschke et al., 2022). The  $z$  component of the projection is  $z = \langle \mathbf{x}(\lambda), \mathbf{y}(\lambda) \rangle = z_0 - \lambda$ .  $\square$

**Theorem 8 (Maximum).** *Let  $\max : \mathbb{R}^n \rightarrow \mathbb{R}$  be the maximum function  $\max(\mathbf{x}) = \max_i \{x_i\}$ . To project  $(\mathbf{x}_0, y_0)$  onto the graph  $y = \max(\mathbf{x})$ , first sort  $\mathbf{x}_0$  such that  $x_{0,1} \leq \dots \leq x_{0,n}$  (and note the permutation used). Then, for  $k = 1, \dots, n$ , generate candidate points  $(\mathbf{x}^{(k)}, y^{(k)})$  based on the hypothesis that the maximum  $y$  is achieved by components  $x_k, \dots, x_n$ :*

$$y^{(k)} = \frac{(\sum_{i=k}^n x_{0,i}) + y_0}{n - k + 2} \quad \text{and} \quad \mathbf{x}_i^{(k)} = \begin{cases} y^{(k)}, & \text{if } i \geq k \\ x_{0,i}, & \text{if } i < k \end{cases} \quad (36)$$

*A candidate  $(\mathbf{x}^{(k)}, y^{(k)})$  is valid if  $\max(\mathbf{x}^{(k)}) = y^{(k)}$ . Given the sorted input, this simplifies to checking  $x_{0,k-1} \leq y^{(k)}$  (for  $k > 1$ ;  $k = 1$  is always valid). The unique projection is found by selecting the valid candidate  $(\mathbf{x}^{(k)}, y^{(k)})$  that minimizes the distance  $\|(\mathbf{x}^{(k)}, y^{(k)}) - (\mathbf{x}_0, y_0)\|^2$ . The final vector  $\mathbf{x}$  must be permuted back to the original order.*

*Proof.* We minimize the squared distance  $f(\mathbf{x}, y) = \|\mathbf{x} - \mathbf{x}_0\|^2 + (y - y_0)^2$  subject to  $y = \max_i x_i$ . The graph of the maximum function is closed and convex (as  $\max$  is a convex function), and  $f$  is strictly convex, ensuring a unique projection exists. Let the unique projection be  $(\mathbf{x}, y)$ , which satisfies  $y = \max_i x_i$ . Let  $I = \{i \mid x_i = y\}$  be the non-empty set of indices achieving the maximum. We test candidates based on the possible structure of this active set  $I$ . Assume (after sorting  $\mathbf{x}_0$ ) the active set is  $I = \{k, \dots, n\}$  for some  $k \in \{1, \dots, n\}$ . This structure implies  $x_i = y$  for  $i \geq k$  and  $x_i \leq y$  for  $i < k$ . Under this structure, minimizing  $f(\mathbf{x}, y)$  requires  $x_i = x_{0,i}$  for  $i < k$  (to minimize distance locally while satisfying  $x_i \leq y$ ) and  $x_i = y$  for  $i \geq k$ . The objective thus reduces to minimizing

$$g(y) = \sum_{i=k}^n (x_{0,i} - y)^2 + (y_0 - y)^2 \quad (37)$$

with respect to  $y$ . Setting the derivative  $g'(y) = 0$  gives the value  $y = y^{(k)}$  defined in the theorem, with corresponding candidate  $\mathbf{x}^{(k)}$ . This candidate assumes the structure holds, which requires the validity check  $x_{0,k-1} \leq y^{(k)}$  (for  $k > 1$ ). Since the projection is unique and these  $n$  candidates cover all possible active set structures ( $k = 1, \dots, n$ ) based on optimality conditions, the valid candidate minimizing  $f$  is the unique projection. The  $k = 1$  candidate is always valid, ensuring a solution exists.  $\square$

**Theorem 9 (Quantization).** *Let  $\text{quant} : \mathbb{R} \rightarrow \mathbb{R}$  be the quantization function that maps a real number  $x$  to the nearest point in a set  $Z = \{z_1, z_2, \dots, z_k\}$  of  $k$  equidistant points within  $[-\alpha, \alpha]$ , where  $\alpha > 0$ . Specifically, the points  $z_i$  are given by:*

$$z_i = -\alpha + (i-1) \frac{2\alpha}{k-1} \quad \text{for } i = 1, \dots, k. \quad (38)$$

*The function partitions the real line into intervals  $I_i$  such that  $\text{quant}(x) = z_i$  for  $x \in I_i$ . These intervals are defined by the  $k-1$  midpoints  $m_i = (z_i + z_{i+1})/2$  for  $i = 1, \dots, k-1$ :*

$$I_1 = (-\infty, m_1] \quad (39)$$

$$I_i = (m_{i-1}, m_i] \quad \text{for } i = 2, \dots, k-1 \quad (40)$$

$$I_k = (m_{k-1}, \infty) \quad (41)$$

*The graph of the quantization function is the union of horizontal line segments and rays:*

$$\text{Graph}(\text{quant}) = \bigcup_{i=1}^k (I_i \times \{z_i\}) \quad (42)$$

*This set is generally non-convex.*

*To project a point  $(x_0, y_0) \in \mathbb{R} \times \mathbb{R}$  onto this graph, first compute  $k$  candidate points  $(x^{(i)}, y^{(i)})$  by projecting  $x_0$  onto each interval  $I_i$  and keeping the corresponding  $y$  value  $z_i$ :*

$$(x^{(i)}, y^{(i)}) = (P_{I_i}(x_0), z_i) \quad \text{for } i = 1, \dots, k. \quad (43)$$

*The projection  $P_{\text{Graph}(\text{quant})}(x_0, y_0)$  is then given by the candidate  $(x^{(i)}, y^{(i)})$  that is closest to  $(x_0, y_0)$ :*

$$P_{\text{Graph}(\text{quant})}(x_0, y_0) = \arg \min_{i \in \{1, \dots, k\}} \left\| (x^{(i)}, y^{(i)}) - (x_0, y_0) \right\|^2. \quad (44)$$

*Note that since the graph is non-convex, the minimum distance might be achieved by multiple candidates; the  $\arg \min$  selects one such point (consistent with Eq. (1)).*

*Proof.* We seek  $(x, y) \in \text{Graph}(\text{quant})$  that minimizes the squared distance  $\|(x, y) - (x_0, y_0)\|^2$ . The graph is the union of closed, non-convex pieces, hence a minimum distance exists, but the projection is not necessarily unique.

The minimizing point  $(x, y)$  must belong to some piece  $\mathcal{C}_j = I_j \times \{z_j\}$ . Consider the minimization restricted to an arbitrary but fixed piece  $\mathcal{C}_i = I_i \times \{z_i\}$ . A point  $(x, z_i)$  on this piece minimizes  $\|(x, z_i) - (x_0, y_0)\|^2$  subject to  $x \in I_i$ . This is equivalent to finding  $x \in I_i$  that minimizes  $(x - x_0)^2$ , whose solution is  $x = P_{I_i}(x_0)$ . This identifies the candidate  $(x^{(i)}, y^{(i)}) = (P_{I_i}(x_0), z_i)$  as the closest point on  $\mathcal{C}_i$  to  $(x_0, y_0)$ .

The overall projection is the candidate  $(x^{(j)}, y^{(j)})$  that yields the minimum squared distance  $\|(x^{(i)}, y^{(i)}) - (x_0, y_0)\|^2$  among all  $i \in \{1, \dots, k\}$ , as stated in the theorem.  $\square$

## C.2 Output operators

This subsection describes operators used at the output nodes (Section 3) to enforce conditions derived from the task's loss function. We provide the projection operators for the margin loss constraint and the proximal operator for the cross-entropy loss function.

**Theorem 10** (Margin loss constraint). *Consider a classification setting where the goal is to enforce a condition on a single logit output  $x \in \mathbb{R}$  based on a label  $y \in \mathbb{R}$ . The margin loss constraint requires the logit to be non-positive for negative labels and greater than or equal to a positive margin  $m > 0$  for positive labels. Let the constraint set  $\mathcal{C}_{y,m}$  be defined as:*

$$\mathcal{C}_{y,m} = \begin{cases} (-\infty, 0] & \text{if } y \leq 0 \\ [m, \infty) & \text{otherwise.} \end{cases} \quad (45)$$

*The orthogonal projection of a point  $x_0 \in \mathbb{R}$  onto this set is given by:*

$$P_{\mathcal{C}_{y,m}}(x_0) = \begin{cases} \min(x_0, 0) & \text{if } y \leq 0 \\ \max(x_0, m) & \text{otherwise.} \end{cases} \quad (46)$$

*Proof.* We seek  $x \in \mathcal{C}_{y,m}$  that minimizes  $(x - x_0)^2$ . Case 1:  $y \leq 0$ . We need  $x \in (-\infty, 0]$ . If  $x_0 \leq 0$ , then  $x_0$  is already in the set, and the minimum distance (zero) is achieved at  $x = x_0$ . If  $x_0 > 0$ , the closest point in  $(-\infty, 0]$  is  $x = 0$ . Thus, the projection is  $\min(x_0, 0)$ . Case 2:  $y > 0$ . We need  $x \in [m, \infty)$ . If  $x_0 \geq m$ , then  $x_0$  is in the set, and the minimum distance is achieved at  $x = x_0$ . If  $x_0 < m$ , the closest point in  $[m, \infty)$  is  $x = m$ . Thus, the projection is  $\max(x_0, m)$ . Combining both cases yields the stated formula.  $\square$

**Theorem 11** (Proximal operator for cross-entropy loss). *Let  $\ell_{CE} : \mathbb{R}^d \times \mathbb{R}^d \rightarrow \mathbb{R}$  be the standard cross-entropy loss function for multi-class classification, defined for logits  $\mathbf{x} \in \mathbb{R}^d$  and a one-hot encoded target label vector  $\mathbf{y} \in \{0, 1\}^d$  (with  $\mathbf{1}^\top \mathbf{y} = 1$ ) as:*

$$\ell_{CE}(\mathbf{x}, \mathbf{y}) = \log \left( \sum_{j=1}^d e^{x_j} \right) - \langle \mathbf{y}, \mathbf{x} \rangle. \quad (47)$$

*The proximal operator of this loss function, scaled by  $\lambda > 0$ , applied to a point  $\mathbf{x}_0 \in \mathbb{R}^d$  is defined as:*

$$\text{prox}_{\lambda \ell_{CE}(\cdot, \mathbf{y})}(\mathbf{x}_0) = \arg \min_{\mathbf{x} \in \mathbb{R}^d} \left( \lambda \ell_{CE}(\mathbf{x}, \mathbf{y}) + \frac{1}{2} \|\mathbf{x} - \mathbf{x}_0\|^2 \right). \quad (48)$$

*The unique minimizer  $\mathbf{x}^* = \text{prox}_{\lambda \ell_{CE}(\cdot, \mathbf{y})}(\mathbf{x}_0)$  is characterized by the condition:*

$$\mathbf{x}^* = \mathbf{x}_0 + \lambda(\mathbf{y} - \text{softmax}(\mathbf{x}^*)). \quad (49)$$

*This point  $\mathbf{x}^*$  can be found efficiently using iterative methods targeting this fixed-point equation, such as fixed-point iteration or Newton's method applied to the equivalent root-finding problem  $\mathbf{x} - \mathbf{x}_0 - \lambda(\mathbf{y} - \text{softmax}(\mathbf{x})) = \mathbf{0}$ . Practically, we found that a fixed-point iteration with 10 iterations provides a stable and efficient solution.*

*Proof.* The function  $g(\mathbf{x}) = \lambda \ell_{CE}(\mathbf{x}, \mathbf{y}) + \frac{1}{2} \|\mathbf{x} - \mathbf{x}_0\|^2$  is strictly convex because  $\ell_{CE}(\mathbf{x}, \mathbf{y})$  is convex and  $\frac{1}{2} \|\mathbf{x} - \mathbf{x}_0\|^2$  is strictly convex. Therefore, a unique minimizer  $\mathbf{x}^*$  exists. The minimizer is characterized by the first-order optimality condition  $\nabla g(\mathbf{x}^*) = \mathbf{0}$ . The gradient is:

$$\nabla g(\mathbf{x}) = \lambda \nabla_{\mathbf{x}} \ell_{CE}(\mathbf{x}, \mathbf{y}) + \nabla_{\mathbf{x}} \left( \frac{1}{2} \|\mathbf{x} - \mathbf{x}_0\|^2 \right). \quad (50)$$

The gradient of the cross-entropy loss is  $\nabla_{\mathbf{x}} \ell_{CE}(\mathbf{x}, \mathbf{y}) = \text{softmax}(\mathbf{x}) - \mathbf{y}$ . The gradient of the quadratic term is  $\mathbf{x} - \mathbf{x}_0$ . Setting the total gradient to zero at  $\mathbf{x}^*$  gives:

$$\lambda(\text{softmax}(\mathbf{x}^*) - \mathbf{y}) + (\mathbf{x}^* - \mathbf{x}_0) = \mathbf{0}. \quad (51)$$

Rearranging this equation yields the characterization:

$$\mathbf{x}^* = \mathbf{x}_0 - \lambda(\text{softmax}(\mathbf{x}^*) - \mathbf{y}) = \mathbf{x}_0 + \lambda(\mathbf{y} - \text{softmax}(\mathbf{x}^*)). \quad (52)$$

This confirms Eq. (49).  $\square$



## D Detailed experimental results

This section provides the detailed numerical results from the experiments described in Section 5. We compare the performance of the projection-based methods (Douglas-Rachford (DR), Alternating Projections (AP), Cyclic Projections (CP)) against the gradient-based baselines (Stochastic Gradient Descent (SGD), Adam). The results are presented in the tables below (Table 2 for MLPs, Table 3 for CNNs, and Table 4 for RNNs).

These results are obtained using default train/test splits (approximately 80% train / 20% test), with 10% of training data reserved for validation. Early stopping is applied based on validation accuracy, with a patience of 5 checks (5000 steps) if no improvement is observed. Metrics are averaged over 5 independent runs with different random seeds for initialization and data shuffling; standard deviations ( $\pm$ ) are reported where appropriate.

- **Accuracy (%)**: The final classification accuracy achieved by the best model (selected based on validation performance) on the held-out test set. For the Shakespeare task, this refers to the accuracy of predicting the next character.
- **Steps (k)**: The number of training steps (parameter updates), reported in thousands ('k'), required to reach 99% of the maximum validation accuracy achieved during that run. This metric indicates convergence speed in terms of updates.
- **Time (s)**: The wall-clock time in seconds required to reach 99% of the maximum validation accuracy. This measurement excludes time spent on data loading, validation checks, and initial JIT compilation, focusing on the core training loop execution time.
- **Time/step (ms)**: The average wall-clock time in milliseconds per single training step (parameter update step).

Table 2: MLP performance comparison.

Dataset	Architecture	Method	Accuracy (%)	Steps (k)	Time (s)	Time/step (ms)
MNIST	1 x 128	SGD	96.8 $\pm$ 0.1	58.6 $\pm$ 7.2	178.7 $\pm$ 21.6	3.06 $\pm$ 0.03
		Adam	98.1 $\pm$ 0.1	1.6 $\pm$ 0.5	4.7 $\pm$ 1.4	2.95 $\pm$ 0.06
		DR	95.8 $\pm$ 0.6	16.4 $\pm$ 3.0	8.9 $\pm$ 1.6	0.55 $\pm$ 0.00
		AP	91.6 $\pm$ 0.7	26.0 $\pm$ 5.4	6.6 $\pm$ 1.4	0.25 $\pm$ 0.00
		CP	92.4 $\pm$ 0.6	41.6 $\pm$ 11.4	22.7 $\pm$ 6.2	0.55 $\pm$ 0.00
	4 x 128	SGD	96.9 $\pm$ 0.2	32.4 $\pm$ 2.3	96.9 $\pm$ 8.5	2.98 $\pm$ 0.05
		Adam	98.1 $\pm$ 0.1	1.8 $\pm$ 0.7	5.5 $\pm$ 2.4	3.02 $\pm$ 0.04
		DR	84.9 $\pm$ 1.2	22.2 $\pm$ 6.2	22.5 $\pm$ 6.3	1.02 $\pm$ 0.00
		AP	79.6 $\pm$ 0.5	46.8 $\pm$ 3.4	27.2 $\pm$ 1.9	0.58 $\pm$ 0.00
		CP	79.7 $\pm$ 0.5	45.0 $\pm$ 5.8	40.1 $\pm$ 5.2	0.89 $\pm$ 0.00
	4 x 128 + Skip	SGD	96.6 $\pm$ 0.3	28.2 $\pm$ 7.2	83.7 $\pm$ 22.0	2.96 $\pm$ 0.01
		Adam	98.1 $\pm$ 0.2	1.4 $\pm$ 0.5	4.4 $\pm$ 1.5	3.13 $\pm$ 0.07
		DR	94.9 $\pm$ 0.3	21.4 $\pm$ 5.7	22.0 $\pm$ 5.9	1.03 $\pm$ 0.00
		AP	89.9 $\pm$ 0.4	25.8 $\pm$ 7.8	15.9 $\pm$ 4.8	0.62 $\pm$ 0.00
		CP	91.1 $\pm$ 0.6	33.4 $\pm$ 2.6	53.4 $\pm$ 4.1	1.60 $\pm$ 0.00
CIFAR-10	1 x 256	SGD	50.5 $\pm$ 0.1	34.6 $\pm$ 4.8	319.1 $\pm$ 44.6	9.22 $\pm$ 0.09
		Adam	50.7 $\pm$ 0.8	2.2 $\pm$ 0.4	20.7 $\pm$ 3.7	9.43 $\pm$ 0.14
		DR	41.6 $\pm$ 1.1	21.0 $\pm$ 7.2	105.0 $\pm$ 36.3	5.00 $\pm$ 0.00
		AP	38.5 $\pm$ 0.5	11.0 $\pm$ 3.7	10.8 $\pm$ 3.6	0.98 $\pm$ 0.00
		CP	38.5 $\pm$ 0.5	9.8 $\pm$ 3.1	31.7 $\pm$ 10.1	3.23 $\pm$ 0.00
	4 x 256	SGD	47.8 $\pm$ 0.3	21.6 $\pm$ 3.1	201.9 $\pm$ 31.1	9.34 $\pm$ 0.15
		Adam	50.0 $\pm$ 0.2	2.6 $\pm$ 1.4	24.6 $\pm$ 12.8	9.36 $\pm$ 0.19
		DR	31.9 $\pm$ 0.6	9.6 $\pm$ 1.5	70.9 $\pm$ 11.1	7.40 $\pm$ 0.00
		AP	32.5 $\pm$ 0.6	13.6 $\pm$ 7.4	22.2 $\pm$ 12.0	1.63 $\pm$ 0.00
		CP	32.5 $\pm$ 0.5	13.6 $\pm$ 7.4	60.9 $\pm$ 33.1	4.48 $\pm$ 0.00
	4 x 256 + Skip	SGD	49.3 $\pm$ 0.2	23.0 $\pm$ 2.3	208.4 $\pm$ 20.6	9.09 $\pm$ 0.08
		Adam	50.6 $\pm$ 0.2	3.2 $\pm$ 1.0	31.1 $\pm$ 9.3	9.55 $\pm$ 0.20
		DR	38.6 $\pm$ 1.2	17.6 $\pm$ 6.8	122.2 $\pm$ 47.6	6.95 $\pm$ 0.01
		AP	38.9 $\pm$ 0.6	14.6 $\pm$ 3.9	24.3 $\pm$ 6.5	1.66 $\pm$ 0.00
		CP	38.9 $\pm$ 0.7	14.6 $\pm$ 3.9	97.4 $\pm$ 26.0	6.68 $\pm$ 0.00
Higgs	1 x 256	SGD	66.9 $\pm$ 0.3	63.6 $\pm$ 11.4	59.7 $\pm$ 11.2	0.94 $\pm$ 0.01
		Adam	74.6 $\pm$ 0.1	29.0 $\pm$ 3.9	28.7 $\pm$ 3.7	1.02 $\pm$ 0.01
		DR	66.8 $\pm$ 1.0	26.4 $\pm$ 12.5	4.5 $\pm$ 2.1	0.17 $\pm$ 0.00
		AP	65.4 $\pm$ 0.3	27.4 $\pm$ 13.5	3.9 $\pm$ 1.9	0.14 $\pm$ 0.00
		CP	65.2 $\pm$ 0.4	25.4 $\pm$ 10.8	4.5 $\pm$ 1.9	0.18 $\pm$ 0.00
	4 x 256	SGD	71.1 $\pm$ 0.6	178.8 $\pm$ 37.7	182.4 $\pm$ 38.7	1.02 $\pm$ 0.00
		Adam	76.6 $\pm$ 0.2	26.0 $\pm$ 4.9	29.4 $\pm$ 5.6	1.16 $\pm$ 0.02
		DR	60.8 $\pm$ 0.2	7.4 $\pm$ 5.3	18.3 $\pm$ 13.1	2.48 $\pm$ 0.00
		AP	51.7 $\pm$ 5.4	3.4 $\pm$ 6.8	2.6 $\pm$ 5.2	0.76 $\pm$ 0.00
		CP	51.7 $\pm$ 5.4	3.4 $\pm$ 6.8	4.7 $\pm$ 9.4	1.38 $\pm$ 0.00
	4 x 256 + Skip	SGD	68.9 $\pm$ 0.4	73.0 $\pm$ 10.3	74.6 $\pm$ 11.0	1.02 $\pm$ 0.01
		Adam	76.2 $\pm$ 0.2	22.2 $\pm$ 5.0	24.9 $\pm$ 6.1	1.14 $\pm$ 0.04
		DR	63.0 $\pm$ 0.5	11.8 $\pm$ 5.0	22.4 $\pm$ 9.4	1.90 $\pm$ 0.00
		AP	58.2 $\pm$ 5.7	13.0 $\pm$ 10.4	10.1 $\pm$ 8.1	0.78 $\pm$ 0.00
		CP	58.4 $\pm$ 5.8	14.0 $\pm$ 10.4	17.8 $\pm$ 13.3	1.27 $\pm$ 0.00

Table 3: CNN performance comparison.

Dataset	Architecture	Method	Accuracy (%)	Steps (k)	Time (s)	Time/step (ms)
MNIST	1 x 32	SGD	71.2 $\pm$ 0.7	118.6 $\pm$ 13.3	360.6 $\pm$ 42.9	3.04 $\pm$ 0.03
		Adam	78.0 $\pm$ 1.2	27.6 $\pm$ 6.3	88.0 $\pm$ 20.1	3.19 $\pm$ 0.01
		DR	51.7 $\pm$ 1.2	12.4 $\pm$ 5.3	80.6 $\pm$ 34.6	6.50 $\pm$ 0.01
		AP	49.8 $\pm$ 1.6	26.8 $\pm$ 2.8	178.8 $\pm$ 18.6	6.67 $\pm$ 0.01
		CP	49.9 $\pm$ 1.6	25.6 $\pm$ 2.0	170.9 $\pm$ 13.3	6.68 $\pm$ 0.01
	4 x 16	SGD	95.9 $\pm$ 0.5	53.0 $\pm$ 8.6	173.5 $\pm$ 29.8	3.26 $\pm$ 0.03
		Adam	97.4 $\pm$ 0.2	5.2 $\pm$ 0.7	18.1 $\pm$ 2.5	3.45 $\pm$ 0.08
		DR	54.9 $\pm$ 4.0	87.8 $\pm$ 42.4	7899.7 $\pm$ 3816.3	89.95 $\pm$ 0.06
		AP	46.4 $\pm$ 4.8	20.8 $\pm$ 3.3	1547.8 $\pm$ 245.5	74.47 $\pm$ 0.09
		CP	46.4 $\pm$ 4.8	20.6 $\pm$ 3.0	1503.6 $\pm$ 216.8	73.08 $\pm$ 0.17
	4 x 16 + Skip	SGD	96.6 $\pm$ 0.3	45.4 $\pm$ 8.8	146.6 $\pm$ 28.2	3.24 $\pm$ 0.02
		Adam	97.8 $\pm$ 0.1	4.6 $\pm$ 1.4	16.0 $\pm$ 4.8	3.42 $\pm$ 0.03
		DR	71.5 $\pm$ 1.7	18.0 $\pm$ 6.4	1624.6 $\pm$ 573.9	90.20 $\pm$ 0.10
		AP	69.5 $\pm$ 1.3	47.2 $\pm$ 15.2	3663.9 $\pm$ 1180.5	77.63 $\pm$ 0.02
		CP	69.5 $\pm$ 1.3	45.6 $\pm$ 12.9	1795.7 $\pm$ 509.1	39.39 $\pm$ 0.03
CIFAR-10	1 x 32	SGD	40.0 $\pm$ 1.4	95.4 $\pm$ 19.0	886.3 $\pm$ 179.7	9.29 $\pm$ 0.04
		Adam	45.8 $\pm$ 0.7	24.2 $\pm$ 7.1	222.8 $\pm$ 66.7	9.20 $\pm$ 0.18
		DR	27.7 $\pm$ 0.6	2.4 $\pm$ 1.0	41.1 $\pm$ 17.7	17.26 $\pm$ 0.01
		AP	29.3 $\pm$ 1.0	16.8 $\pm$ 3.2	414.8 $\pm$ 80.3	24.70 $\pm$ 0.01
		CP	29.2 $\pm$ 0.9	18.8 $\pm$ 5.6	467.9 $\pm$ 139.6	24.90 $\pm$ 0.01
	4 x 16	SGD	48.8 $\pm$ 1.9	81.0 $\pm$ 29.7	779.8 $\pm$ 286.2	9.61 $\pm$ 0.15
		Adam	54.3 $\pm$ 1.0	10.0 $\pm$ 2.7	96.5 $\pm$ 26.1	9.60 $\pm$ 0.08
		DR	20.5 $\pm$ 0.7	2.6 $\pm$ 1.9	312.3 $\pm$ 226.1	120.89 $\pm$ 0.29
		AP	22.8 $\pm$ 1.4	9.2 $\pm$ 5.1	948.7 $\pm$ 525.6	102.86 $\pm$ 0.37
		CP	22.6 $\pm$ 1.3	7.2 $\pm$ 3.1	742.9 $\pm$ 315.2	102.97 $\pm$ 0.44
	4 x 16 + Skip	SGD	53.8 $\pm$ 1.7	102.6 $\pm$ 24.3	963.5 $\pm$ 229.7	9.39 $\pm$ 0.04
		Adam	59.0 $\pm$ 0.7	13.6 $\pm$ 3.0	130.4 $\pm$ 28.4	9.56 $\pm$ 0.12
		DR	31.4 $\pm$ 1.1	4.0 $\pm$ 1.5	499.3 $\pm$ 194.7	124.77 $\pm$ 0.68
		AP	33.2 $\pm$ 1.1	22.0 $\pm$ 5.0	2424.1 $\pm$ 555.7	110.14 $\pm$ 0.07
		CP	33.5 $\pm$ 1.0	25.6 $\pm$ 4.2	1753.7 $\pm$ 289.6	68.52 $\pm$ 0.02

Table 4: RNN Performance Comparison.

Dataset	Architecture	Method	Accuracy (%)	Steps (k)	Time (s)	Time/step (ms)
Shakespeare	1 x 256	SGD	35.3 $\pm$ 5.2	168.0 $\pm$ 108.8	452.6 $\pm$ 293.2	2.69 $\pm$ 0.00
		Adam	49.9 $\pm$ 0.2	7.0 $\pm$ 1.1	20.0 $\pm$ 3.1	2.86 $\pm$ 0.00
		DR	32.6 $\pm$ 0.3	19.2 $\pm$ 6.5	985.6 $\pm$ 334.8	51.33 $\pm$ 0.02
		AP	29.6 $\pm$ 0.8	98.8 $\pm$ 56.2	1627.2 $\pm$ 925.0	16.47 $\pm$ 0.00
	4 x 128	SGD	36.0 $\pm$ 3.2	67.6 $\pm$ 38.2	276.8 $\pm$ 156.6	4.09 $\pm$ 0.00
		Adam	49.8 $\pm$ 0.2	28.6 $\pm$ 9.3	115.7 $\pm$ 37.7	4.05 $\pm$ 0.00
		DR	26.8 $\pm$ 1.4	18.2 $\pm$ 8.7	412.5 $\pm$ 197.3	22.66 $\pm$ 0.01
		AP	26.7 $\pm$ 1.3	192.6 $\pm$ 94.6	1801.3 $\pm$ 884.6	9.35 $\pm$ 0.00
	4 x 128 + Skip	SGD	35.1 $\pm$ 5.3	70.4 $\pm$ 58.5	334.5 $\pm$ 277.8	4.75 $\pm$ 0.00
		Adam	50.2 $\pm$ 0.2	15.0 $\pm$ 7.1	71.3 $\pm$ 33.7	4.75 $\pm$ 0.00
		DR	31.7 $\pm$ 0.8	25.2 $\pm$ 11.2	914.9 $\pm$ 408.5	36.31 $\pm$ 0.00
		AP	30.2 $\pm$ 0.5	205.2 $\pm$ 78.3	2956.2 $\pm$ 1128.1	14.41 $\pm$ 0.00