

# When Semantics Mislead Vision: Mitigating Large Multimodal Models Hallucinations in Scene Text Spotting and Understanding

Yan Shu<sup>1\*</sup>   Hangui Lin<sup>3\*</sup>   Yexin Liu<sup>2\*</sup>   Yan Zhang<sup>4,5</sup>   Gangyan Zeng<sup>6</sup>  
Yan Li<sup>3†</sup>   Yu Zhou<sup>7</sup>   Ser-Nam Lim<sup>8</sup>   Harry Yang<sup>2</sup>   Nicu Sebe<sup>1</sup>

<sup>1</sup> University of Trento   <sup>2</sup> Hong Kong University of Science and Technology

<sup>3</sup> University of International Relations

<sup>4</sup> Institute of Information Engineering, Chinese Academy of Sciences

<sup>5</sup> School of Cyber Security, University of Chinese Academy of Sciences

<sup>6</sup> Nanjing University of Science and Technology

<sup>7</sup> VCIP & TMCC & DISec, College of Computer Science, Nankai University

<sup>8</sup> University of Central Florida

{yan.shu,niculae.sebe}@unitn.it

<https://github.com/shuyansy/MLLM-Semantic-Hallucination>

## Abstract

Large Multimodal Models (LMMs) have achieved impressive progress in visual perception and reasoning. However, when confronted with visually ambiguous or non-semantic scene text, they often struggle to accurately spot and understand the content, frequently generating semantically plausible yet visually incorrect answers, which we refer to as semantic hallucination. In this work, we investigate the underlying causes of semantic hallucination and identify a key finding: Transformer layers in LLM with stronger attention focus on scene text regions are less prone to producing semantic hallucinations. Thus, we propose a training-free semantic hallucination mitigation framework comprising two key components: (1) ZoomText, a coarse-to-fine strategy that identifies potential text regions without external detectors; and (2) Grounded Layer Correction, which adaptively leverages the internal representations from layers less prone to hallucination to guide decoding, correcting hallucinated outputs for non-semantic samples while preserving the semantics of meaningful ones. To enable rigorous evaluation, we introduce TextHalu-Bench, a benchmark of 1,740 samples spanning both semantic and non-semantic cases, with manually curated question-answer pairs designed to probe model hallucinations. Extensive experiments demonstrate that our method not only effectively mitigates semantic hallucination but also achieves strong performance on public benchmarks for scene text spotting and understanding.

## 1 Introduction

Scene text, as a self-descriptive visual element, conveys rich semantic information that is crucial for downstream applications such as autonomous driving, product analysis, and assistive technologies. Effectively spotting and understanding scene text [1, 2, 3, 4, 5, 6, 7, 8] thus attracts growing attention from the deep learning community.

\*Equal contribution.

†Corresponding author <liyan@uir.edu.cn>.

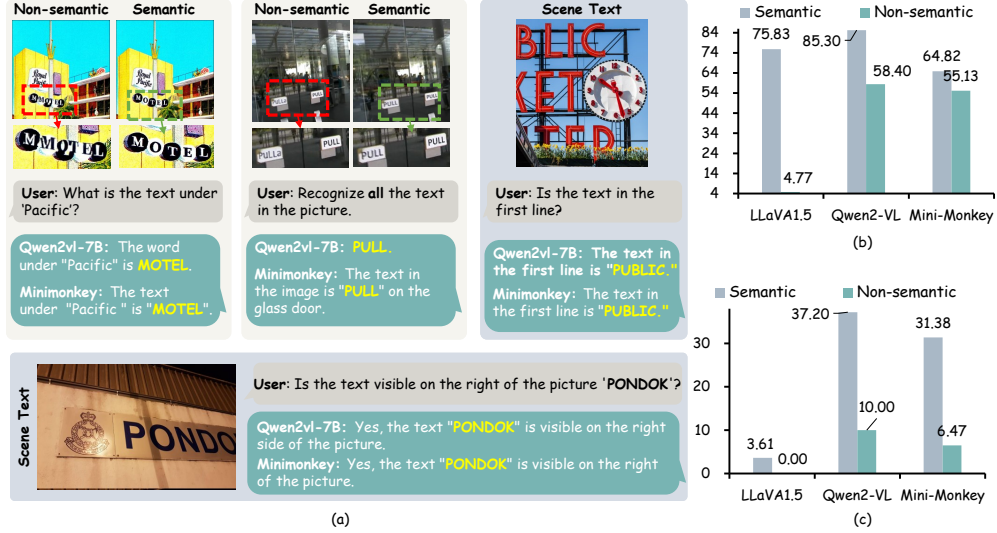


Figure 1: (a) LMMs hallucinate scene-text answers by relying on semantic priors rather than grounding in the actual visual content. For instance, when we edit “MOTEL” and “PULL” to “MMOTEL” and “PULLa”, the models still answer the original ones. (b) and (c) illustrate the performance of LMMs on OCRBench and ICDAR 2015, with separate evaluations on semantic and non-semantic text samples.

To spot and understand scene texts, traditional approaches [9, 10, 11, 12] rely on multi-stage methods, separately addressing text detection, recognition, and language modeling, which limits their generalization ability in diverse real-world settings. As a general solution for vision-language tasks, Large Multimodal Models (LMMs) [13, 14, 15, 16, 17] have shown remarkable capabilities in image captioning and visual question answering by combining visual encoders with Large Language Models (LLMs). Motivated by this progress, researchers have begun adapting LMMs for OCR-related tasks, including document question answering [18, 19, 20, 21], GUI analysis agents [22, 23], and unified OCR frameworks [24].

However, whether LMMs can reliably address scene text spotting and understanding remains under-explored. In this work, we investigate this question through a “TextTrap” challenge. As illustrated in Fig. 1, LMMs such as Qwen2-VL [13] perform well when scene texts are semantically coherent. However, introducing subtle character-level perturbations that disrupt semantic meaning often leads these models to produce semantically plausible yet visually incorrect answers, a phenomenon we refer to as **semantic hallucination**. Further experiments on ICDAR 2015 [25] and OCRBench [26] provide solid evidence that LMMs frequently hallucinate scene text answers based on semantic priors rather than actual visual grounding.

Motivated by the intuition that semantic priors mainly originate from the LLM, we analyze the causes of hallucination from two perspectives. Inspired by prior observations [27, 28, 29] that different layers in LLMs capture different types of information, we further reveal that these layers exhibit varying tendencies to hallucinate, with certain intermediate layers showing a higher likelihood of correctly predicting ground-truth tokens. Building upon this insight, we further quantify and inspect the spatial distribution of attention maps within the LLM, and observe that layers allocating greater attention to ground-truth text regions are less prone to hallucination, **thereby suggesting a causal relationship between accurate attention allocation and the mitigation of semantic hallucination.**

Based on these findings, we propose a semantic hallucination mitigation framework composed of two key components: **ZoomText**, which takes a “glimpse-refocus” steps to first localize contextual regions related to the scene text, and then refines its focus to estimate scene text regions. This coarse-to-fine grounding strategy eliminates the need for external model intervention. **Grounded Layer Correction (GLC)**: Given the anchor regions produced by ZoomText, GLC adaptively selects the transformer layer with the strongest scene text grounding and fuses its hidden state representations into the decoding process. This design helps mitigate hallucinations for non-semantic samples while preserving the semantics of meaningful ones. Notably, our method is training-free and can be

seamlessly integrated into existing LMMs to effectively mitigate semantic hallucination in scene text spotting and understanding.

Our main contributions are summarized as follows: 1) We identify the problem of semantic hallucination in LMMs when spotting and understanding scene text. We further investigate its underlying causes, revealing that attention drift across different layers within the LLM contributes significantly to hallucination. 2) We propose a training-free hallucination mitigation framework that can be seamlessly integrated into existing LMMs without requiring any architectural modifications. 3) We conduct extensive experiments on multiple benchmarks, demonstrating the effectiveness of our method. For example, when applied to the Mini-Monkey [30] and Qwen2.5-VL [13], our framework yields substantial accuracy gains on ST-VQA [5] and TextVQA [31]. Additionally, we introduce TextHalu-Bench, a new benchmark designed to evaluate semantic hallucination, where our framework consistently improves existing methods by approximately 4%.

## 2 Related Works

**Large Multimodal Models for OCR.** LMMs have demonstrated strong performance in general visual understanding tasks such as image captioning [13, 14, 15, 32, 33], visual question answering [16, 34, 17, 35, 36, 37, 38, 39, 40, 41], and video understanding [42, 43, 44, 45, 46, 47]. However, the increasing demand for text-grounded visual reasoning has revealed its limitations in accurate OCR. Recent works have proposed OCR-specific enhancements for LMMs, which can be broadly categorized into three strategies. (1) *Resolution-aware processing*: UReader introduces shape-adaptive cropping [18], while Monkey [19] and TextMonkey [20] adopt patch-wise division to better handle high-resolution text regions. Ocean-OCR [48] further utilizes a native-resolution ViT to support variable input sizes. (2) *Token compression and layout encoding*: mPLUG-DocOwl [21] and TextHawk2 [49] reduce visual token redundancy while preserving spatial structure. Vary [50] introduces a SAM-style [51] visual vocabulary tailored for document and chart understanding. (3) *Redesigned OCR paradigms*: GOT-OCR [24] proposes a new task formulation and architecture specifically optimized for OCR scenarios. Despite these advances, current models still rely heavily on semantic priors and often fail when the input contains visually plausible but meaningless words. This indicates a lack of text grounding. Our work investigates this failure mode and proposes an attention-based inter-layer fusion mechanism to enhance robustness in text-level reasoning.

**Hallucination in Large Multimodal Models.** Hallucination in LMMs refers to the generation of outputs that are not grounded in the visual input, often leading to content that is irrelevant or factually incorrect. Prior work has systematically explored hallucination along several dimensions, including object hallucination [52, 53, 54, 55, 56], knowledge hallucination [57, 55, 58], relational misinterpretation [59, 60, 58, 61], attribute hallucination [59, 58, 61, 56], and hallucination induced by spurious visual patterns [62, 63]. Recent studies have also revealed inconsistencies in model responses across question types [64, 65, 66]. To mitigate hallucination, various strategies have been proposed, including self-correction decoding [67, 68, 69], contrastive decoding [70, 71], and adversarial training [65, 57]. However, most of these studies focus on object- or fact-centric hallucinations, while OCR-specific hallucinations remain underexplored. In this work, we identify a novel form of *semantic hallucination in scene text spotting*: LMMs can accurately recognize semantically meaningful words, yet fail when those words are replaced with syntactically valid but semantically meaningless tokens. This behavior indicates that models rely heavily on semantic priors rather than truly grounding their predictions in visual evidence.

## 3 Methods

In this section, we first provide background on the generation paradigm of LMMs and analyze the underlying causes of semantic hallucination in scene text spotting and understanding. These analyses reveal that semantic hallucination is closely tied to attention drift within LLMs, where attention deviates from ground-truth text regions. Building upon these insights, we introduce our training-free hallucination mitigation framework.

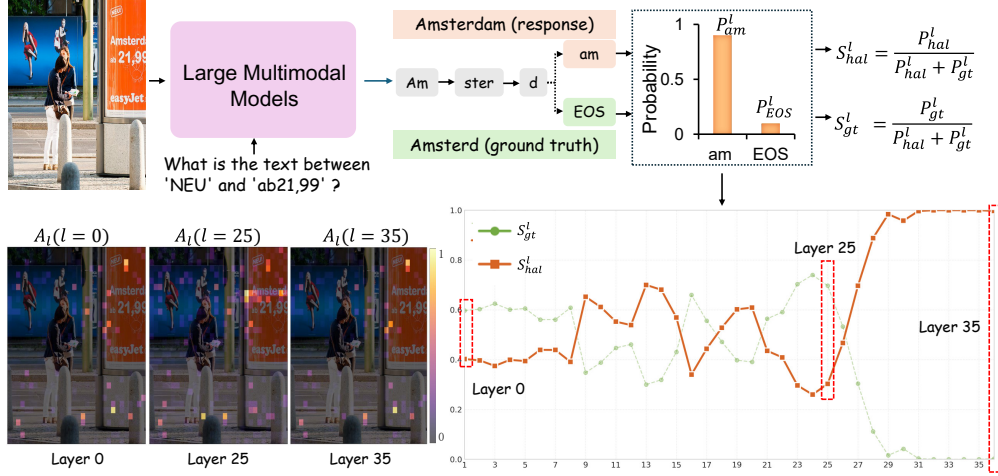


Figure 2: Visualization of the hallucination-analysis pipeline. For each input image, we (1) identify hallucinated text tokens and compute their layer-wise hallucination-tendency scores, (2) calculate the ratio of the ground-truth text score to the hallucinated text score for each layer, and (3) overlay these normalized ratios onto the corresponding attention maps. We observe that layers with a lower propensity to hallucinate concentrate their attention more strongly on the text regions.

### 3.1 Preliminaries of LMMs Generation

Most current LMMs adopt the minimalist architecture of LLaVA [35], which comprises a visual encoder, a vision-language projector, and an LLM. Given an input image, the visual encoder extracts a sequence of visual tokens  $V = \{v_1, v_2, \dots, v_n\}$ , where  $n$  denotes the number of output patches. Similarly, the text input is tokenized into a sequence of text tokens  $T = \{t_1, t_2, \dots, t_m\}$ . These two token sequences are concatenated as  $X = \text{concat}(V, T)$  and fed into the LLM, parameterized by  $\theta$ , for auto-regressive generation. At each decoding step  $i$ , the model predicts the probability distribution over the next token  $y_i$  in an auto-regressive manner:

$$p(y_i | V, T, y_{<i}) = \text{softmax}(\text{logit}_{\theta}(y_i | V, T, y_{<i})) \quad (1)$$

To generate the final output, decoding strategies such as greedy decoding or beam search are employed to select the next token. The predicted token  $y_i$  is then appended to the previous input sequence, and the process is repeated until a stop condition is met.

### 3.2 Investigating the Mystery of Semantic Hallucination

LMMs are pretrained on large-scale corpora primarily composed of semantically coherent texts, which may impose strong semantic priors on the model. In scene text spotting and understanding, such priors may cause the model to incorrectly interpret visually meaningless or random character patterns as meaningful words. To gain deeper insights into how these hallucinations arise within the model, we focus on the internal processing of the LLM. Prior work shows that different layers capture different types of information [69]. Building on this, we hypothesize that different layers of the LLM may exhibit varying tendencies to produce semantic hallucinations. To validate this hypothesis, we design an analysis pipeline consisting of two steps:

- **Hallucinated Token Extraction.** For each generated output, we tokenize both the generated answer and the ground-truth answer using the LLM’s predefined text tokenizer. We then compare the two token sequences and identify the first token in the generated sequence that diverges from the ground-truth as a hallucinated token.
- **Hallucination Tendency Scoring.** We compute the hallucination tendency score at each layer  $\ell$  by comparing the output probabilities of the hallucinated token and its ground-truth counterpart. Specifically, at each decoding step  $t$ , the model computes a probability distribution over the entire

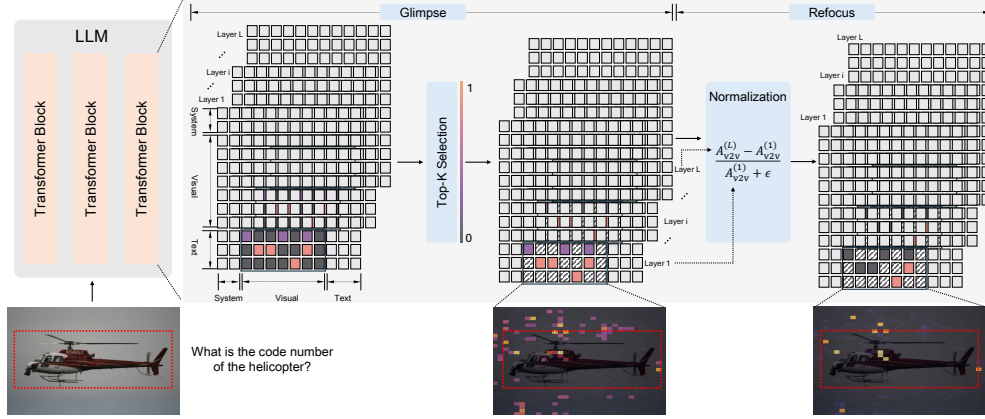


Figure 3: Visualization of the ZoomText process and examples.

vocabulary based on the prefix  $x_{<t}$ . From this distribution, we extract the probabilities assigned to both  $y_{\text{hal}}$  and  $y_{\text{gt}}$  as candidate tokens.

$$P_{\text{hal}}^{\ell} = \text{softmax}(\mathbf{W}_{\text{out}} \mathbf{h}_{\text{hal}}^{\ell} + \mathbf{b})_{y_{\text{hal}}}, \quad P_{\text{gt}}^{\ell} = \text{softmax}(\mathbf{W}_{\text{out}} \mathbf{h}_{\text{gt}}^{\ell} + \mathbf{b})_{y_{\text{gt}}} \quad (2)$$

where  $\mathbf{W}_{\text{out}}$  and  $\mathbf{b}$  are the parameters of the output head. The hallucination score  $S_{\text{hal}}^{\ell}$  is then calculated by  $P_{\text{hal}}^{\ell} / (P_{\text{hal}}^{\ell} + P_{\text{gt}}^{\ell})$ . A higher  $S_{\text{hal}}^{\ell}$  indicates that the model is more likely to favor the hallucinated output over the correct one at layer  $\ell$ .

As shown in Fig. 2, different transformer layers within the LMM exhibit varying tendencies toward semantic hallucination, with more examples provided in the Supplementary Material.

Based on this observation, we aim to further investigate the underlying mechanisms driving these differences, particularly focusing on the visual grounding behavior of different layers (i.e., how they attend to relevant scene text regions). This leads us to pose a key question: *Is there a relationship between a transformer layer’s visual grounding ability (specifically, its attention to scene text regions) and its tendency to produce semantic hallucinations?*

To answer this question, we propose a quantitative measure of visual grounding for each layer, termed the *Text-region Attention Score* ( $A_{\ell}$ ). This score evaluates how much attention a transformer layer allocates to ground-truth text regions, which is calculated as:

$$A_{\ell} = \frac{\sum_{i \in \mathcal{I}} \sum_{j \in \mathcal{T}} \alpha_{i,j}^{\ell}}{\sum_{i \in \mathcal{I}} \sum_{j \in \mathcal{I}} \alpha_{i,j}^{\ell}} \quad (3)$$

where  $\mathcal{I}$  denotes the set of all image tokens, and  $\mathcal{T} \subset \mathcal{I}$  represents those image tokens located within the provided ground-truth text bounding boxes.  $\alpha_{i,j}^{\ell}$  is the self-attention weight from the  $i$ -th image token to the  $j$ -th image token at layer  $\ell$ . Higher values of  $A_{\ell}$  reflect an increased allocation of attention score to the correct text regions, indicative of more robust visual grounding at layer  $\ell$ .

Based on Qwen2.5-VL [13] and Mini-Monkey [30], we evaluate our method on OCRBench [26], ST-VQA [5], and TextVQA [31], and analyze the Spearman correlation [72] between layer-wise hallucination tendency scores and their corresponding text-region attention scores. We observe a strong negative correlation across all datasets, indicating that layers with lower attention to ground-truth text regions are more susceptible to semantic hallucination. Additional experimental details are provided in Appendix E.

### 3.3 Toward Semantic Hallucination Mitigation

Building on this key observation about semantic hallucination, we aim to leverage the connection between visual grounding ability and hallucination tendency to design an effective mitigation strategy. This naturally raises two questions: 1) How can we estimate scene text regions without relying on



additional modules? 2) Once we identify the layer with the strongest scene text grounding, how can we guide the decoding process using this information to reduce hallucinations?

**ZoomText.** Unlike naturally salient objects, scene text is often difficult to localize, especially in the absence of external text detectors. To address this challenge, we propose a *glimpse-refocus* strategy for estimating scene text regions. We begin by observing that scene text frequently appears on semantically meaningful backgrounds, such as signs, posters, or product packaging, which naturally attract model attention during question answering [69]. Leveraging this intuition, we perform a *glimpse* step that identifies text-related regions by computing the query-to-image cross-attention, which measures how much each image token contributes to the query understanding. The highlighted attention regions serve as a coarse estimation of potential text positions. Specifically, we extract the softmax-normalized cross-attention from the query tokens to all image tokens at the final layer of the LLM, resulting in  $A_{q2v} \in \mathbb{R}^{H \times Q \times N}$ , where  $H$  is the number of attention heads,  $Q$  is the number of query tokens, and  $N$  is the number of image tokens. We average across heads and query tokens to obtain a global image attention map:

$$A_{\text{text}} = \frac{1}{HQ} \sum_{h=1}^H \sum_{q=1}^Q A_{q2v}^{(h,q)} \in \mathbb{R}^N. \quad (4)$$

We then apply thresholding to select the top- $K$  image tokens as coarse text region candidates.

However, not all high-response tokens are truly relevant to the query, as LLMs often utilize certain tokens as “registers” to aggregate global context across the image. To mitigate this bias toward irrelevant regions, we introduce a *Refocus* step that filters out spurious activations. This step is based on the hypothesis that background or non-semantic tokens exhibit relatively stable attention patterns across layers, as they do not actively participate in the visual reasoning process. Accordingly, we compute a normalized attention shift score among the top- $K$  candidate tokens identified in the *Glimpse* stage, which quantifies how much each token’s importance evolves throughout the forward pass. Let  $\mathcal{S} = \{s_1, \dots, s_K\}$  denote the set of top- $K$  image token indices selected from  $A_{\text{text}}$ . We extract the self-attention submatrices  $A_{v2v}^{(1)}$  and  $A_{v2v}^{(L)} \in \mathbb{R}^{K \times K}$  from the first and last transformer layers, and then compute a normalized attention shift score as:

$$A_{\text{text}}^{\text{normalized}} = \frac{A_{v2v}^{(L)} - A_{v2v}^{(1)}}{A_{v2v}^{(1)} + \epsilon} \quad (5)$$

where  $\epsilon$  is a small constant for numerical stability. As shown in Fig. 3, most noisy tokens are effectively filtered out, leaving accurate text regions that can be used to guide the decoding process.

**Grounded Layer Correction.** After identifying grounded text regions, we select the most visually grounded transformer layer  $\ell^* = \arg \max_{\ell} A_{\ell}$ , and propose three strategies to correct the decoding process. All strategies operate on the final-layer hidden states  $\mathbf{H}^{(L)}$  before decoding, producing revised representations  $\hat{\mathbf{H}}$  that integrate information from the grounded layer  $\mathbf{H}^{(\ell^*)}$ . Specifically, we either: (1) replace all hidden states with the grounded ones (Replacement), (2) apply a weighted fusion with a factor  $w$  (Fusion), or (3) selectively replace tokens with high grounding scores based on the refined attention map  $\mathcal{S}$  (Selective Replacement).

$$\hat{\mathbf{H}}_i = \begin{cases} \mathbf{H}_i^{(\ell^*)} & \text{(Replacement)} \\ (1-w) \cdot \mathbf{H}_i^{(L)} + w \cdot \mathbf{H}_i^{(\ell^*)} & \text{(Fusion)} \\ \mathbf{H}_i^{(L)}, \text{ if } i \notin \mathcal{S}; \quad \mathbf{H}_i^{(\ell^*)}, \text{ if } i \in \mathcal{S} & \text{(Selective Replacement)} \end{cases} \quad (6)$$

Empirical results (Sec. 5.3) show that among the three strategies, Fusion achieves the best balance between hallucination mitigation and semantic preservation. Accordingly, we adopt Fusion as our default decoding strategy.

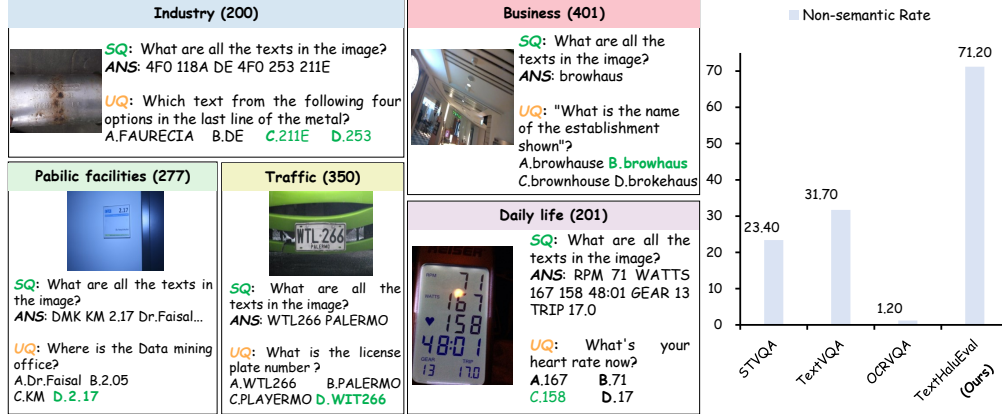


Figure 4: (a) Examples of TextHalu-Bench. (b) Comparison of non-semantic answers ratios between existing scene text benchmarks and TextHalu-Bench. SQ, UQ, and ANS represent spotting, understanding questions, and answers, respectively.

## 4 TextHalu-Bench

Previous scene-text benchmarks such as ST-VQA [5] and TextVQA [31] have notable limitations: their test sets are dominated by semantically meaningful and visually clear samples, as shown in Fig. 4. This may overestimate the visual grounding ability of LMMs, as models can often rely on language priors rather than true visual perception to answer correctly.

To address these limitations, we introduce **TextHalu-Bench**, a new benchmark comprising **1,740** carefully curated samples by select collected from diverse public datasets, including ICDAR 2013 [73], ICDAR 2015 [25], ICDAR 2019 [74], CCPD [75], MSRA-TD500 [76], RoadText [77] and MPSC [78]. The curation process specifically targets instances containing non-semantic text elements, such as isolated numbers, incomplete words, and rare or out-of-vocabulary tokens.

Our benchmark covers **five representative scenario categories**—*Business, Industry, Transportation, Public Facilities*, and *Daily Life*—with a balanced distribution and emphasis on visually challenging cases (e.g., occlusions, low-contrast text, unconventional fonts). It features two subtasks: **Spotting**, which requires models to extract text directly from images, and **Understanding**, which evaluates whether models can semantically ground the recognized text. The detailed data construction pipeline is provided in the Appendix C.

## 5 Experiments

### 5.1 Experimental Setup

**Baselines.** To validate the effectiveness of our proposed semantic hallucination mitigation framework, we integrate it into three contemporary open-source LMMs with diverse LLM backbones: **Mini-Monkey** [30], **Qwen2.5-VL** [79], and **LLaVA-NeXT** [37]. For all three models, we follow the default configurations provided in their official implementations to ensure a fair comparison. In addition, we evaluate our method alongside 10 representative LMMs, including both open-source and proprietary models, across multiple public benchmarks.

**Benchmarks.** In addition to our proposed TextHalu-Bench, we evaluate our method on six public benchmarks encompassing scene text spotting and understanding. ST-VQA [5] and TextVQA [31] focus on real-world images containing scene text, requiring models to understand and reason over both visual and textual information. AI2D [80] centers on scientific diagrams, emphasizing structured reasoning and domain-specific knowledge. OCR-VQA [81] involves book covers and challenges models to incorporate OCR-derived content into question answering. SEED-Bench [82] offers a broad suite of vision-language tasks; we evaluate its Text Understanding subset, which tests general VQA and grounding capabilities. Finally, GOT [24] contains 400 natural images with multilingual scene text; we use its scene text subset and report character-level F1 scores.

Table 1: Experimental results on TextHalu-Bench and mainstream scene text spotting and understanding benchmarks. We report the performance on STVQA and GOT by using their official weight.

Method	LLM	TextHalu-Bench	STVQA <sub>Test</sub>	TextVQA <sub>Val</sub>	GOT <sub>Scene</sub>	OCRVQA <sub>CORE</sub>	SEEDBench <sub>Text</sub>	AI2D
<b>Proprietary Models</b>								
Gemini1.5-Pro [83]	-	43.2	-	61.6	-	18.5	76	79.1
GPT-4o [84]	-	45.3	-	71.0	-	18.7	70.2	85.9
<b>Open-source MLLMs</b>								
LLaVA1.5 [35]	Vicuna-7B	21.4	51.9	46.0	38.8	60.6	36.9	55.5
mPLUG-Owl2 [85]	LLaMA-7B	24.3	49.8	56.4	29.8	65.2	32.1	55.7
Molmo-D [86]	Qwen2-7B	24.7	62.3	67.5	42.3	15.9	77.4	81.0
PixtralB [87]	Nemo-12B	32.8	52.9	64.3	35.4	64.7	47.6	79.0
Monkey [88]	Qwen-7B	34.2	54.7	67.6	45.7	67.0	56.0	62.5
LLaVA-OV [89]	Qwen2-7B	21.4	51.9	78.5	43.9	64.7	61.9	82.8
Ovis1.6 [90]	Llama-3.2-3B	38.4	72.6	78.2	25.2	71.2	52.4	84.4
InternVL2.5 [91]	InternLM2.5-7B	42.0	75.4	79.0	90.0	31.0	77.1	84.2
LLaVA-NeXT [38]	Llama-3-8B	27.9	65.1	65.3	41.9	60.7	50.0	72.8
<b>LLaVA-NeXT + Ours</b>	Llama-3-8B	<b>28.5 (+0.6)</b>	<b>65.2 (+0.1)</b>	<b>65.5 (+0.2)</b>	<b>42.0 (+0.1)</b>	<b>61.5 (+0.8)</b>	<b>51.2 (+1.2)</b>	<b>73.0 (+0.2)</b>
Mini-Monkey [92]	InternLM2-1.8B	46.5	66.7	74.1	88.8	39.7	83.3	<b>74.8</b>
<b>Mini-Monkey + Ours</b>	InternLM2-1.8B	<b>50.6 (+4.1)</b>	<b>70.6 (+3.9)</b>	<b>75.0 (+0.9)</b>	<b>89.2 (+0.4)</b>	<b>39.9 (+0.2)</b>	<b>84.5 (+1.2)</b>	74.7 (-0.1)
Qwen2.5-VL [79]	Qwen2.5-3B	48.3	67.3	79.1	85.2	70.2	66.7	78.1
<b>Qwen2.5-VL + Ours</b>	Qwen2.5-3B	<b>53.8 (+5.5)</b>	<b>67.6 (+0.3)</b>	<b>80.3 (+1.2)</b>	<b>86.0 (+0.8)</b>	<b>70.5 (+0.3)</b>	<b>70.2 (+3.5)</b>	<b>78.3 (+0.2)</b>

**Implementation Details.** Our method is a training-free and test-time adaptive plug-in module. In ZoomText, we set the number of top image tokens  $K$  to 128. In Grounded Layer Correction, we adopt the Fusion strategy and set the fusion factor  $w$  to 0.1. All experiments are conducted on a single NVIDIA A800-80G GPU during inference. Importantly, our algorithm introduces no additional modules or trainable parameters. Test-time efficiency analysis is provided in Appendix E.

## 5.2 Experiment results

We conduct extensive experiments on the seven benchmarks, as demonstrated in Tab. 1, in which we derive three primary conclusions.

**Semantic hallucination remains a significant challenge for existing LMMs.** On our proposed TextHalu-Bench, even the best-performing proprietary model, GPT-4o, achieves only a 45.3 F1 score, while most open-source models perform considerably worse, far below human performance (96.8). This difficulty arises from two key aspects. First, compared to document-based OCR tasks, scene text spotting and understanding are inherently more challenging due to the presence of complex visual distractors and highly diverse text styles. Second, non-semantic texts require accurate visual grounding rather than reliance on semantic priors, an area where many LMMs still suffer from severe hallucinations. These findings highlight the urgency of addressing semantic hallucination and underscore the importance of TextHalu-Bench, which incorporates diverse non-semantic texts to robustly evaluate and analyze the hallucination behavior of LMMs.

**Effectiveness of the proposed hallucination mitigation method.** We integrate our method into three LMMs with different underlying LLM architectures. Mini-Monkey and Qwen2.5-VL achieve **4.1%** and **5.5%** improvements in F1 score respectively, indicating that our method effectively helps models remain faithfully grounded on visual cues for scene text spotting and understanding. In contrast, LLaVA-Next shows only a marginal improvement of 0.6%, which we attribute to its limited OCR-related capabilities. These results suggest that our method can bring greater benefits when applied to models with stronger scene text perception abilities.

**Generalization to other benchmarks.** Beyond TextHalu-Bench, our method demonstrates promising results on a range of public vision-language benchmarks centered on scene text understanding and spotting. All baseline models show consistent improvements when integrated with our framework. Notably, Mini-Monkey achieves an accuracy gain of approximately 4% on ST-VQA, while Qwen2.5-VL improves by around 3% on SEED-Bench. These results suggest that our hallucination mitigation approach serves as a generalizable solution, effectively enhancing visual grounding without compromising the original recognition capabilities on semantically valid samples.



Table 2: Comparison of different hallucination mitigation methods. “Adv.” means adversarial training method, and “CoT” means Chain-of-Thought testing strategy.

Methods	TextHalu-Bench	STVQA <sub>Test</sub>	TextVQA <sub>Val</sub>	GOT <sub>Scene</sub>	OCRQA <sub>CORE</sub>	SEEDBench <sub>Text</sub>	AI2D
Baseline	46.5	66.7	74.1	88.8	39.7	83.3	74.8
Adv.	47.5 (+1.0)	66.8 (+0.1)	73.7 (−0.4)	89.1 (+0.3)	<b>39.9</b> (+0.2)	83.3 (+0.0)	74.5 (−0.3)
CoT	46.8 (+0.3)	68.2 (+1.5)	75.2 (+1.1)	<b>89.2</b> (+0.4)	39.7 (+0.0)	83.3 (+0.0)	<b>74.9</b> (+0.1)
Ours	<b>50.6</b> (+4.1)	<b>70.6</b> (+3.9)	<b>75.0</b> (+0.9)	<b>89.2</b> (+0.4)	<b>39.9</b> (+0.2)	<b>84.5</b> (+1.2)	74.7 (−0.1)

Table 3: Ablations about the effectiveness of ZoomText.

Methods	TextHalu-Bench	STVQA <sub>Test</sub>	TextVQA <sub>Val</sub>	GOT <sub>Scene</sub>	OCRQA <sub>CORE</sub>	SEEDBench <sub>Text</sub>	AI2D
Baseline	46.5	66.7	74.1	88.8	39.7	83.3	<b>74.8</b>
with text detector	50.4 (+3.9)	<b>70.8</b> (+4.1)	<b>75.2</b> (+1.1)	89.0 (+0.2)	<b>39.9</b> (+0.2)	83.3 (+0.0)	74.7 (−0.1)
w/o Glimpse	50.2 (+3.7)	70.2 (+3.5)	75.0 (+0.9)	88.7 (−0.1)	39.8 (+0.1)	<b>84.5</b> (+1.2)	<b>74.8</b> (+0.0)
w/o ReFocus	49.8 (+3.3)	69.5 (+2.8)	74.9 (+0.8)	88.7 (−0.1)	39.7 (+0.0)	83.3 (+0.0)	<b>74.8</b> (+0.0)
Ours	<b>50.6</b> (+4.1)	70.6 (+3.9)	75.0 (+0.9)	<b>89.2</b> (+0.4)	<b>39.9</b> (+0.2)	<b>84.5</b> (+1.2)	74.7 (−0.1)

### 5.3 Ablation Experiment

We conduct extensive ablation studies to evaluate the robustness and generalization capability of our proposed semantic hallucination mitigation method. Mini-Monkey is used as the primary baseline, and results on additional models are provided in Appendix F.

**Comparison with other hallucination mitigation methods.** As most existing hallucination mitigation techniques, such as contrastive decoding and self-correcting decoding, are not directly applicable to our setting, we design two tailored baselines for comparison. (1) *Training-based adversarial training*: Following [65], we construct leading question–answer pairs to augment the training set with adversarial examples, and retrain the LMM using this data. (2) *Training-free Chain-of-Thought (CoT) prompting*: We apply CoT prompts to guide the model to first attend to text regions before generating answers. Further implementation details are provided in the Appendix F. As shown in Tab. 2, adversarial training yields only marginal improvements on TextHalu-Bench. While the CoT strategy enhances attention to text regions and improves performance on general scene text tasks, it fails to fundamentally address semantic hallucination.

**Effectiveness of ZoomText.** Our proposed ZoomText module estimates potential scene text regions without relying on external text detectors. We validate its effectiveness in two ways. First, we compare ZoomText with a baseline that incorporates accurate region proposals obtained from an off-the-shelf pretrained text detector [93]. Second, we ablate ZoomText’s two key components, *Glimpse* and *ReFocus*, to evaluate their individual contributions. As shown in Tab. 3, ZoomText achieves performance comparable to models equipped with external detectors, demonstrating its standalone effectiveness. Moreover, we observe that both Glimpse and ReFocus contribute significantly to performance, highlighting the importance of coarse-to-fine region localization.

**Ablation on Grounded Layer Correction (GLC).** To demonstrate the effectiveness of GLC, we first ablate the impact of our layer selection strategy. Specifically, we randomly select a layer from the early, middle, and late stages of the LLM and apply the same Fusion strategy. As shown in Fig. 5, intermediate layers can indeed help mitigate hallucination. However, they may also overwrite valid semantic knowledge, as reflected by performance drops on general VQA benchmarks such as ST-VQA. In contrast, our method adaptively selects the layer with the strongest scene text grounding, leading to reduced hallucination on non-semantic samples while preserving the semantic integrity of meaningful ones. Furthermore, we evaluate the three correction strategies introduced in Sec. 3.3: *Replacement*, *Selective Replacement*, and *Fusion*. For fair comparison, all methods operate on the same grounded layer identified by our selection strategy. Naive Replacement performs poorly across all benchmarks, likely due to a significant domain gap between training-time representations and directly injected hidden states. In contrast, both Selective Replacement and Fusion effectively reduce hallucinations. However, similar to the trend observed in layer selection, Selective Replacement substantially degrades performance on general scene text understanding tasks. We attribute this to its aggressive overwriting of final-layer hidden states, which may disrupt the learned alignment between

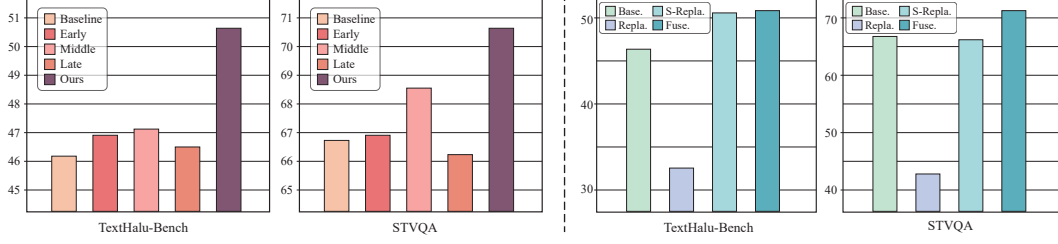


Figure 5: Ablation on the Grounded Layer Correction. **(Left)** Different layer selection method. **(Right)** Different correction strategy. “Base”: Baseline; “Repla.”: Replacement; “S-Repla.”: Selective Replacement; “Fuse”: Fusion.

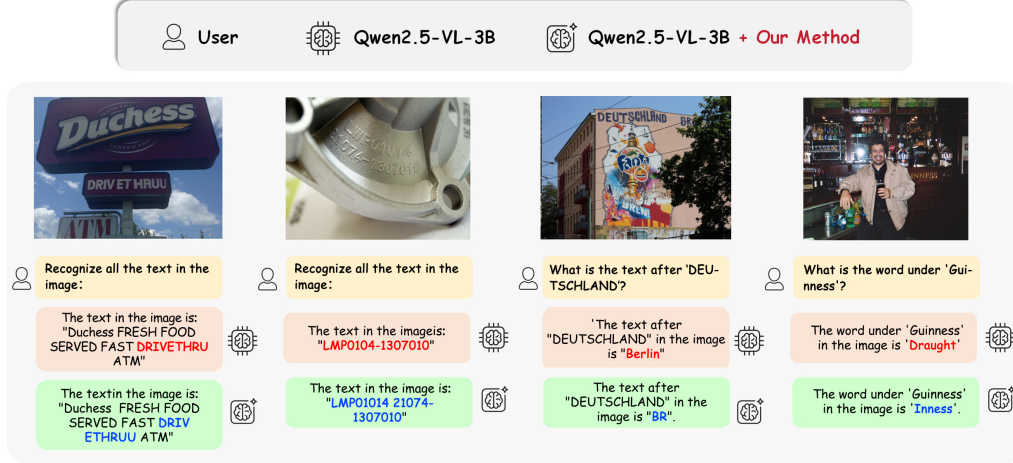


Figure 6: Visualization of our proposed methods.

visual text and multimodal context. In light of these results, we adopt *Fusion*, a weight-controlled integration, as our default strategy. Details on fusion weight selection are provided in Appendix F.

## 6 Visualization

We provide visualization results in Fig. 6, including synthetic images generated with [94] and challenging samples from our proposed TextHalu-Bench. As shown, base models such as Qwen2.5-VL demonstrate limited ability to accurately spot texts without reasonable semantics, such as sign names and numbers. Moreover, these models are prone to hallucinating semantic words (e.g., "Berlin") that do not appear in the images. In contrast, our proposed method enables models to respond to questions grounded in the target regions of images, thereby improving the reliability of scene text spotting and understanding.

## 7 Conclusion

In this work, we identify the problem of semantic hallucination in Large Multimodal Models, where models often produce semantically plausible but visually incorrect answers when spotting and understanding scene text. We analyze its underlying causes and establish a strong correlation between accurate intra-layer attention allocation and the reduction of semantic hallucination. Building on this insight, we propose a training-free hallucination mitigation framework comprising two key components. First, *ZoomText* adopts a coarse-to-fine strategy to estimate scene text regions without relying on external detectors. Second, *Grounded Layer Correction* leverages the hidden states from the most visually grounded layer to guide the decoding process. Furthermore, we introduce *TextHalu-Bench*, a benchmark designed to robustly evaluate scene text spotting and understanding in the presence of non-semantic text. Extensive experiments demonstrate the effectiveness and generalizability of our approach across multiple LMMs and benchmarks.

## Acknowledgments

This work was supported by the Fundamental Research Funds for the Central Universities (Grant No. 3262025T82).

## References

- [1] Yuliang Liu, Hao Chen, Chunhua Shen, Tong He, Lianwen Jin, and Liangwei Wang. Abcnet: Real-time scene text spotting with adaptive bezier-curve network. In *CVPR*, pages 9809–9818, 2020.
- [2] Mingxin Huang, Yuliang Liu, Zhenghao Peng, Chongyu Liu, Dahua Lin, Shenggao Zhu, Nicholas Yuan, Kai Ding, and Lianwen Jin. Swintextspotter: Scene text spotting via better synergy between text detection and text recognition. In *CVPR*, pages 4593–4603, 2022.
- [3] Pengyuan Lyu, Minghui Liao, Cong Yao, Wenhao Wu, and Xiang Bai. Mask textspotter: An end-to-end trainable neural network for spotting text with arbitrary shapes. In *ECCV*, pages 67–83, 2018.
- [4] Yan Shu, Wei Wang, Yu Zhou, Shaohui Liu, Aoting Zhang, Dongbao Yang, and Weipinng Wang. Perceiving ambiguity and semantics without recognition: an efficient and effective ambiguous scene text detector. In *ACM MM*, pages 1851–1862, 2023.
- [5] Ali Furkan Biten, Ruben Tito, Andres Maffa, Lluís Gomez, Marçal Rusinol, Ernest Valveny, CV Jawahar, and Dimosthenis Karatzas. Scene text visual question answering. In *ICCV*, pages 4291–4301, 2019.
- [6] Ali Furkan Biten, Ron Litman, Yusheng Xie, Srikar Appalaraju, and R Manmatha. Latr: Layout-aware transformer for scene-text vqa. In *CVPR*, pages 16548–16558, 2022.
- [7] Gangyan Zeng, Yuan Zhang, Yu Zhou, and Xiaomeng Yang. Beyond ocr+ vqa: Involving ocr into the flow for robust and accurate textvqa. In *ACM MM*, pages 376–385, 2021.
- [8] Zhoufaran Yang, Yan Shu, Zhifei Yang, Yan Zhang, Yu Li, Keyang Lu, Gangyan Zeng, Shaohui Liu, Yu Zhou, and Nicu Sebe. Vidtext: Towards comprehensive evaluation for video text understanding. *arXiv preprint arXiv:2505.22810*, 2025.
- [9] Siyang Qin, Alessandro Bissacco, Michalis Raptis, Yasuhisa Fujii, and Ying Xiao. Towards unconstrained end-to-end text spotting. In *ICCV*, pages 4704–4714, 2019.
- [10] Wenhai Wang, Xuebo Liu, Xiaozhong Ji, Enze Xie, Ding Liang, ZhiBo Yang, Tong Lu, Chunhua Shen, and Ping Luo. Ae textspotter: Learning visual and linguistic representation for ambiguous text spotting. In *ECCV*, pages 457–473. Springer, 2020.
- [11] Chuhui Xue, Jiaying Huang, Wenqing Zhang, Shijian Lu, Changhu Wang, and Song Bai. Contextual text block detection towards scene text understanding. In *ECCV*, pages 374–391. Springer, 2022.
- [12] Min Liang, Jia-Wei Ma, Xiaobin Zhu, Jingyan Qin, and Xu-Cheng Yin. Layoutformer: Hierarchical text detection towards scene text understanding. In *CVPR*, pages 15665–15674, 2024.
- [13] Shuai Bai, Keqin Chen, Xuejing Liu, Jialin Wang, Wenbin Ge, Sibao Song, Kai Dang, Peng Wang, Shijie Wang, Jun Tang, et al. Qwen2. 5-vl technical report. *arXiv preprint arXiv:2502.13923*, 2025.
- [14] Zhe Chen, Jiannan Wu, Wenhai Wang, Weijie Su, Guo Chen, Sen Xing, Muyan Zhong, Qinglong Zhang, Xizhou Zhu, Lewei Lu, et al. Internvl: Scaling up vision foundation models and aligning for generic visual-linguistic tasks. In *CVPR*, pages 24185–24198, 2024.
- [15] Haotian Liu, Chunyuan Li, Qingyang Wu, and Yong Jae Lee. Visual instruction tuning. *NeurIPS*, 36:34892–34916, 2023.
- [16] Jean-Baptiste Alayrac, Jeff Donahue, Pauline Luc, Antoine Miech, Iain Barr, Yana Hasson, Karel Lenc, Arthur Mensch, Katherine Millican, Malcolm Reynolds, et al. Flamingo: a visual language model for few-shot learning. *NeurIPS*, 35:23716–23736, 2022.
- [17] Junnan Li, Dongxu Li, Silvio Savarese, and Steven Hoi. Blip-2: Bootstrapping language-image pre-training with frozen image encoders and large language models. In *ICML*, pages 19730–19742. PMLR, 2023.

- [18] Jiabo Ye, Anwen Hu, Haiyang Xu, Qinghao Ye, Ming Yan, Guohai Xu, Chenliang Li, Junfeng Tian, Qi Qian, Ji Zhang, et al. Ureader: Universal ocr-free visually-situated language understanding with multimodal large language model. *arXiv preprint arXiv:2310.05126*, 2023.
- [19] Zhang Li, Biao Yang, Qiang Liu, Zhiyin Ma, Shuo Zhang, Jingxu Yang, Yabo Sun, Yuliang Liu, and Xiang Bai. Monkey: Image resolution and text label are important things for large multi-modal models. In *CVPR*, pages 26763–26773, 2024.
- [20] Yuliang Liu, Biao Yang, Qiang Liu, Zhang Li, Zhiyin Ma, Shuo Zhang, and Xiang Bai. Textmonkey: An ocr-free large multimodal model for understanding document. *arXiv preprint arXiv:2403.04473*, 2024.
- [21] Jiabo Ye, Anwen Hu, Haiyang Xu, Qinghao Ye, Ming Yan, Yuhao Dan, Chenlin Zhao, Guohai Xu, Chenliang Li, Junfeng Tian, et al. mplug-docowl: Modularized multimodal large language model for document understanding. *arXiv preprint arXiv:2307.02499*, 2023.
- [22] Wenyi Hong, Weihang Wang, Qingsong Lv, Jiazheng Xu, Wenmeng Yu, Junhui Ji, Yan Wang, Zihan Wang, Yuxiao Dong, Ming Ding, et al. Cogagent: A visual language model for gui agents. In *CVPR*, pages 14281–14290, 2024.
- [23] Huawen Shen, Chang Liu, Gengluo Li, Xinlong Wang, Yu Zhou, Can Ma, and Xiangyang Ji. Falcon-ui: Understanding gui before following user instructions. *arXiv preprint arXiv:2412.09362*, 2024.
- [24] Haoran Wei, Chenglong Liu, Jinyue Chen, Jia Wang, Lingyu Kong, Yanming Xu, Zheng Ge, Liang Zhao, Jianjian Sun, Yuang Peng, et al. General ocr theory: Towards ocr-2.0 via a unified end-to-end model. 2024.
- [25] Dimosthenis Karatzas, Lluís Gomez-Bigorda, Angelos Nicolaou, Suman Ghosh, Andrew Bagdanov, Masakazu Iwamura, Jiri Matas, Lukas Neumann, Vijay Ramaseshan Chandrasekhar, Shijian Lu, et al. Icdar 2015 competition on robust reading. In *ICDAR*, pages 1156–1160. IEEE, 2015.
- [26] Yuliang Liu, Zhang Li, Mingxin Huang, Biao Yang, Wenwen Yu, Chunyuan Li, Xu-Cheng Yin, Cheng-Lin Liu, Lianwen Jin, and Xiang Bai. Ocrbench: on the hidden mystery of ocr in large multimodal models. *Science China Information Sciences*, 67(12):220102, 2024.
- [27] Amit Ben-Artzy and Roy Schwartz. Attend first, consolidate later: On the importance of attention in different llm layers. *arXiv preprint arXiv:2409.03621*, 2024.
- [28] Jingcheng Niu, Wenjie Lu, and Gerald Penn. Does bert rediscover a classical nlp pipeline? In *Proceedings of the 29th International Conference on Computational Linguistics*, pages 3143–3153, 2022.
- [29] Mor Geva, Roei Schuster, Jonathan Berant, and Omer Levy. Transformer feed-forward layers are key-value memories. *arXiv preprint arXiv:2012.14913*, 2020.
- [30] Mingxin Huang, Yuliang Liu, Dingkan Liang, Lianwen Jin, and Xiang Bai. Mini-monkey: Alleviating the semantic sawtooth effect for lightweight mllms via complementary image pyramid. *arXiv preprint arXiv:2408.02034*, 2024.
- [31] Amanpreet Singh, Vivek Natarajan, Meet Shah, Yu Jiang, Xinlei Chen, Dhruv Batra, Devi Parikh, and Marcus Rohrbach. Towards vqa models that can read. In *CVPR*, pages 8317–8326, 2019.
- [32] Josh Achiam, Steven Adler, Sandhini Agarwal, Lama Ahmad, Ilge Akkaya, Florencia Leoni Aleman, Diogo Almeida, Janko Altschmidt, Sam Altman, Shyamal Anadkat, et al. Gpt-4 technical report. *arXiv preprint arXiv:2303.08774*, 2023.
- [33] Gemini Team, Rohan Anil, Sebastian Borgeaud, Yonghui Wu, Jean-Baptiste Alayrac, Jiahui Yu, Radu Soricut, Johan Schalkwyk, Andrew M Dai, Anja Hauth, et al. Gemini: a family of highly capable multimodal models. *arXiv preprint arXiv:2312.11805*, 2023.
- [34] Yizhang Jin, Jian Li, Yexin Liu, Tianjun Gu, Kai Wu, Zhengkai Jiang, Muyang He, Bo Zhao, Xin Tan, Zhenye Gan, et al. Efficient multimodal large language models: A survey. *arXiv preprint arXiv:2405.10739*, 2024.
- [35] Haotian Liu, Chunyuan Li, Qingyang Wu, and Yong Jae Lee. Visual instruction tuning. *NeurIPS*, 36:34892–34916, 2023.

- [36] Haotian Liu, Chunyuan Li, Yuheng Li, and Yong Jae Lee. Improved baselines with visual instruction tuning. In *CVPR*, pages 26296–26306, 2024.
- [37] Haotian Liu, Chunyuan Li, Yuheng Li, Bo Li, Yuanhan Zhang, Sheng Shen, and Yong Jae Lee. Llava-next: Improved reasoning, ocr, and world knowledge, January 2024.
- [38] Bo Li, Kaichen Zhang, Hao Zhang, Dong Guo, Renrui Zhang, Feng Li, Yuanhan Zhang, Ziwei Liu, and Chunyuan Li. Llava-next: Stronger llms supercharge multimodal capabilities in the wild, May 2024.
- [39] Muyang He, Yexin Liu, Boya Wu, Jianhao Yuan, Yueze Wang, Tiejun Huang, and Bo Zhao. Efficient multimodal learning from data-centric perspective. *arXiv preprint arXiv:2402.11530*, 2024.
- [40] Haochen Xue, Feilong Tang, Ming Hu, Yexin Liu, Qidong Huang, Yulong Li, Chengzhi Liu, Zhongxing Xu, Chong Zhang, Chun-Mei Feng, et al. Mmrc: A large-scale benchmark for understanding multimodal large language model in real-world conversation. *arXiv preprint arXiv:2502.11903*, 2025.
- [41] Yan Shu, Bin Ren, Zhitong Xiong, Danda Pani Paudel, Luc Van Gool, Begum Demir, Nicu Sebe, and Paolo Rota. Earthmind: Towards multi-granular and multi-sensor earth observation with large multimodal models. *arXiv preprint arXiv:2506.01667*, 2025.
- [42] Yan Shu, Zheng Liu, Peitian Zhang, Minghao Qin, Junjie Zhou, Zhengyang Liang, Tiejun Huang, and Bo Zhao. Video-xl: Extra-long vision language model for hour-scale video understanding. *arXiv preprint arXiv:2409.14485*, 2024.
- [43] Xiangrui Liu, Yan Shu, Zheng Liu, Ao Li, Yang Tian, and Bo Zhao. Video-xl-pro: Reconstructive token compression for extremely long video understanding. *arXiv preprint arXiv:2503.18478*, 2025.
- [44] Junjie Zhou, Yan Shu, Bo Zhao, Boya Wu, Shitao Xiao, Xi Yang, Yongping Xiong, Bo Zhang, Tiejun Huang, and Zheng Liu. Mlvu: A comprehensive benchmark for multi-task long video understanding. *arXiv preprint arXiv:2406.04264*, 2024.
- [45] Huaying Yuan, Zheng Liu, Minhao Qin, Hongjin Qian, Y Shu, Zhicheng Dou, and Ji-Rong Wen. Memory-enhanced retrieval augmentation for long video understanding. *arXiv preprint arXiv:2503.09149*, 2025.
- [46] Qi Li, Runpeng Yu, and Xinchao Wang. Vid-sme: Membership inference attacks against large video understanding models, 2025.
- [47] Songhao Han, Wei Huang, Hairong Shi, Le Zhuo, Xiu Su, Shifeng Zhang, Xu Zhou, Xiaojuan Qi, Yue Liao, and Si Liu. Videoespresso: A large-scale chain-of-thought dataset for fine-grained video reasoning via core frame selection. In *Proceedings of the Computer Vision and Pattern Recognition Conference*, pages 26181–26191, 2025.
- [48] Song Chen, Xinyu Guo, Yadong Li, Tao Zhang, Mingan Lin, Dongdong Kuang, Youwei Zhang, Lingfeng Ming, Fengyu Zhang, Yuran Wang, et al. Ocean-ocr: Towards general ocr application via a vision-language model. *arXiv preprint arXiv:2501.15558*, 2025.
- [49] Ya-Qi Yu, Minghui Liao, Jiwen Zhang, and Jihao Wu. Texthawk2: A large vision-language model excels in bilingual ocr and grounding with 16x fewer tokens. *arXiv preprint arXiv:2410.05261*, 2024.
- [50] Haoran Wei, Lingyu Kong, Jinyue Chen, Liang Zhao, Zheng Ge, Jinrong Yang, Jianjian Sun, Chunrui Han, and Xiangyu Zhang. Vary: Scaling up the vision vocabulary for large vision-language model. In *ECCV*, pages 408–424. Springer, 2024.
- [51] Alexander Kirillov, Eric Mintun, Nikhila Ravi, Hanzi Mao, Chloe Rolland, Laura Gustafson, Tete Xiao, Spencer Whitehead, Alexander C Berg, Wan-Yen Lo, et al. Segment anything. In *ICCV*, pages 4015–4026, 2023.
- [52] Yifan Li, Yifan Du, Kun Zhou, Jinpeng Wang, Wayne Xin Zhao, and Ji-Rong Wen. Evaluating object hallucination in large vision-language models. *arXiv preprint arXiv:2305.10355*, 2023.
- [53] Suzanne Petryk, David M Chan, Anish Kachinthaya, Haodi Zou, John Canny, Joseph E Gonzalez, and Trevor Darrell. Aloha: A new measure for hallucination in captioning models. *arXiv preprint arXiv:2404.02904*, 2024.



- [54] Yusu Qian, Haotian Zhang, Yinfei Yang, and Zhe Gan. How easy is it to fool your multimodal llms? an empirical analysis on deceptive prompts. *arXiv preprint arXiv:2402.13220*, 2024.
- [55] Jiazhen Liu, Yuhan Fu, Ruobing Xie, Runquan Xie, Xingwu Sun, Fengzong Lian, Zhanhui Kang, and Xirong Li. Phd: A prompted visual hallucination evaluation dataset. *arXiv preprint arXiv:2403.11116*, 2024.
- [56] Tianrui Guan, Fuxiao Liu, Xiyang Wu, Ruiqi Xian, Zongxia Li, Xiaoyu Liu, Xijun Wang, Lichang Chen, Furong Huang, Yaser Yacoob, et al. Hallusionbench: An advanced diagnostic suite for entangled language hallucination & visual illusion in large vision-language models. *arXiv preprint arXiv:2310.14566*, 2023.
- [57] Fuxiao Liu, Kevin Lin, Linjie Li, Jianfeng Wang, Yaser Yacoob, and Lijuan Wang. Mitigating hallucination in large multi-modal models via robust instruction tuning. In *ICLR*, 2023.
- [58] Chaoya Jiang, Wei Ye, Mengfan Dong, Hongrui Jia, Haiyang Xu, Ming Yan, Ji Zhang, and Shikun Zhang. Hal-eval: A universal and fine-grained hallucination evaluation framework for large vision language models. *arXiv preprint arXiv:2402.15721*, 2024.
- [59] Qifan Yu, Juncheng Li, Longhui Wei, Liang Pang, Wentao Ye, Bosheng Qin, Siliang Tang, Qi Tian, and Yueting Zhuang. Hallucidoctor: Mitigating hallucinatory toxicity in visual instruction data. *arXiv preprint arXiv:2311.13614*, 2023.
- [60] Zhiyang Chen, Yousong Zhu, Yufei Zhan, Zhaowen Li, Chaoyang Zhao, Jinqiao Wang, and Ming Tang. Mitigating hallucination in visual language models with visual supervision. *arXiv preprint arXiv:2311.16479*, 2023.
- [61] Haoyi Qiu, Wenbo Hu, Zi-Yi Dou, and Nanyun Peng. Valor-eval: Holistic coverage and faithfulness evaluation of large vision-language models. *arXiv preprint arXiv:2404.13874*, 2024.
- [62] Tianyang Han, Qing Lian, Rui Pan, Renjie Pi, Jipeng Zhang, Shizhe Diao, Yong Lin, and Tong Zhang. The instinctive bias: Spurious images lead to hallucination in mllms. *arXiv preprint arXiv:2402.03757*, 2024.
- [63] Haz Sameen Shahgir, Khondker Salman Sayeed, Abhik Bhattacharjee, Wasi Uddin Ahmad, Yue Dong, and Rifat Shahriyar. Illusionvqa: A challenging optical illusion dataset for vision language models. *arXiv preprint arXiv:2403.15952*, 2024.
- [64] Yuan Zhang, Fei Xiao, Tao Huang, Chun-Kai Fan, Hongyuan Dong, Jiawen Li, Jiacong Wang, Kuan Cheng, Shanghang Zhang, and Haoyuan Guo. Unveiling the tapestry of consistency in large vision-language models. *arXiv preprint arXiv:2405.14156*, 2024.
- [65] Yexin Liu, Zhengyang Liang, Yueze Wang, Muiyang He, Jian Li, and Bo Zhao. Seeing clearly, answering incorrectly: A multimodal robustness benchmark for evaluating mllms on leading questions. *arXiv preprint arXiv:2406.10638*, 2024.
- [66] Baiqi Li, Zhiqiu Lin, Wenxuan Peng, Jean de Dieu Nyandwi, Daniel Jiang, Zixian Ma, Simran Khanuja, Ranjay Krishna, Graham Neubig, and Deva Ramanan. Naturalbench: Evaluating vision-language models on natural adversarial samples. *arXiv preprint arXiv:2410.14669*, 2024.
- [67] Ce Zhang, Zifu Wan, Zhehan Kan, Martin Q Ma, Simon Stepputtis, Deva Ramanan, Russ Salakhutdinov, Louis-Philippe Morency, Katia Sycara, and Yaqi Xie. Self-correcting decoding with generative feedback for mitigating hallucinations in large vision-language models. *arXiv preprint arXiv:2502.06130*, 2025.
- [68] Seil Kang, Jinyeong Kim, Junhyeok Kim, and Seong Jae Hwang. See what you are told: Visual attention sink in large multimodal models. *arXiv preprint arXiv:2503.03321*, 2025.
- [69] Chenxi Wang, Xiang Chen, Ningyu Zhang, Bozhong Tian, Haoming Xu, Shumin Deng, and Huajun Chen. Mllm can see? dynamic correction decoding for hallucination mitigation. *arXiv preprint arXiv:2410.11779*, 2024.
- [70] Shunqi Mao, Chaoyi Zhang, and Weidong Cai. Through the magnifying glass: Adaptive perception magnification for hallucination-free vlm decoding. *arXiv preprint arXiv:2503.10183*, 2025.
- [71] Sicong Leng, Hang Zhang, Guanzheng Chen, Xin Li, Shijian Lu, Chunyan Miao, and Li-dong Bing. Mitigating object hallucinations in large vision-language models through visual contrastive decoding. In *CVPR*, pages 13872–13882, 2024.

- [72] Joost CF De Winter, Samuel D Gosling, and Jeff Potter. Comparing the pearson and spearman correlation coefficients across distributions and sample sizes: A tutorial using simulations and empirical data. *Psychological methods*, 21(3):273, 2016.
- [73] Dimosthenis Karatzas, Faisal Shafait, Seiichi Uchida, Masakazu Iwamura, Lluís Gomez i Bigorda, Sergi Robles Mestre, Joan Mas, David Fernandez Mota, Jon Almazan Almazan, and Lluís Pere De Las Heras. Icdar 2013 robust reading competition. In *ICDAR*, pages 1484–1493. IEEE, 2013.
- [74] Chee Kheng Chng, Yuliang Liu, Yipeng Sun, Chun Chet Ng, Canjie Luo, Zihan Ni, ChuanMing Fang, Shuaitao Zhang, Junyu Han, Errui Ding, et al. Icdar2019 robust reading challenge on arbitrary-shaped text-rrc-art. In *ICDAR*, pages 1571–1576. IEEE, 2019.
- [75] Zhenbo Xu, Wei Yang, Ajin Meng, Nanxue Lu, and Huan Huang. Towards end-to-end license plate detection and recognition: A large dataset and baseline. In *ECCV*, pages 255–271, 2018.
- [76] Jiaming Liu, Chengquan Zhang, Yipeng Sun, Junyu Han, and Errui Ding. Detecting text in the wild with deep character embedding network. *ArXiv*, abs/1901.00363, 2018.
- [77] Sangeeth Reddy, Minesh Mathew, Lluís Gómez, Marçal Rusiñol, Dimosthenis Karatzas, and C. V. Jawahar. Roadtext-1k: Text detection & recognition dataset for driving videos. *2020 IEEE International Conference on Robotics and Automation (ICRA)*, pages 11074–11080, 2020.
- [78] Tongkun Guan, Chaochen Gu, Changsheng Lu, Jingzheng Tu, Qi Feng, Kaijie Wu, and Xinping Guan. Industrial scene text detection with refined feature-attentive network. *TCSVT*, 2022.
- [79] Shuai Bai, Keqin Chen, Xuejing Liu, Jialin Wang, Wenbin Ge, Sibao Song, Kai Dang, Peng Wang, Shijie Wang, Jun Tang, et al. Qwen2. 5-vl technical report. *arXiv preprint arXiv:2502.13923*, 2025.
- [80] Aniruddha Kembhavi, Mike Salvato, Eric Kolve, Minjoon Seo, Hannaneh Hajishirzi, and Ali Farhadi. A diagram is worth a dozen images. In *ECCV*, pages 235–251. Springer, 2016.
- [81] Anand Mishra, Shashank Shekhar, Ajeet Kumar Singh, and Anirban Chakraborty. Ocr-vqa: Visual question answering by reading text in images. In *ICDAR*, pages 947–952. IEEE, 2019.
- [82] Bohao Li, Rui Wang, Guangzhi Wang, Yuying Ge, Yixiao Ge, and Ying Shan. Seed-bench: Benchmarking multimodal llms with generative comprehension. *arXiv preprint arXiv:2307.16125*, 2023.
- [83] Gemini Team, Petko Georgiev, Ving Ian Lei, Ryan Burnell, Libin Bai, Anmol Gulati, Garrett Tanzer, Damien Vincent, Zhufeng Pan, Shibo Wang, et al. Gemini 1.5: Unlocking multimodal understanding across millions of tokens of context. *arXiv preprint arXiv:2403.05530*, 2024.
- [84] OpenAI. Gpt-4o. <https://openai.com/index/hello-gpt-4o/>, May 2024.
- [85] Qinghao Ye, Haiyang Xu, Jiabo Ye, Ming Yan, Anwen Hu, Haowei Liu, Qi Qian, Ji Zhang, and Fei Huang. mplug-owl2: Revolutionizing multi-modal large language model with modality collaboration. In *CVPR*, pages 13040–13051, 2024.
- [86] Matt Deitke, Christopher Clark, Sangho Lee, Rohun Tripathi, Yue Yang, Jae Sung Park, Mohammadreza Salehi, Niklas Muennighoff, Kyle Lo, Luca Soldaini, et al. Molmo and pixmo: Open weights and open data for state-of-the-art multimodal models. *arXiv preprint arXiv:2409.17146*, 2024.
- [87] Praveesh Agrawal, Szymon Antoniak, Emma Bou Hanna, Baptiste Bout, Devendra Chaplot, Jessica Chudnovsky, Diogo Costa, Baudouin De Monicault, Saurabh Garg, Theophile Gervet, et al. Pixtral 12b. *arXiv preprint arXiv:2410.07073*, 2024.
- [88] Zhang Li, Biao Yang, Qiang Liu, Zhiyin Ma, Shuo Zhang, Jingxu Yang, Yabo Sun, Yuliang Liu, and Xiang Bai. Monkey: Image resolution and text label are important things for large multi-modal models. In *CVPR*, pages 26763–26773, 2024.
- [89] Bo Li, Yuanhan Zhang, Dong Guo, Renrui Zhang, Feng Li, Hao Zhang, Kaichen Zhang, Peiyuan Zhang, Yanwei Li, Ziwei Liu, et al. Llava-onevision: Easy visual task transfer. *arXiv preprint arXiv:2408.03326*, 2024.
- [90] Shiyin Lu, Yang Li, Qing-Guo Chen, Zhao Xu, Weihua Luo, Kaifu Zhang, and Han-Jia Ye. Ovis: Structural embedding alignment for multimodal large language model. *arXiv preprint arXiv:2405.20797*, 2024.

- [91] Zhe Chen, Weiyun Wang, Yue Cao, Yangzhou Liu, Zhangwei Gao, Erfei Cui, Jinguo Zhu, Shenglong Ye, Hao Tian, Zhaoyang Liu, et al. Expanding performance boundaries of open-source multimodal models with model, data, and test-time scaling. *arXiv preprint arXiv:2412.05271*, 2024.
- [92] Mingxin Huang, Yuliang Liu, Dingkan Liang, Lianwen Jin, and Xiang Bai. Mini-monkey: Alleviating the semantic sawtooth effect for lightweight mllms via complementary image pyramid. *arXiv preprint arXiv:2408.02034*, 2024.
- [93] Kaiming He, Georgia Gkioxari, Piotr Dollár, and Ross Girshick. Mask r-cnn. In *ICCV*, pages 2961–2969, 2017.
- [94] Weichao Zeng, Yan Shu, Zhenhang Li, Dongbao Yang, and Yu Zhou. Textctrl: Diffusion-based scene text editing with prior guidance control. *Advances in Neural Information Processing Systems*, 37:138569–138594, 2024.
- [95] Yan Shu, Weichao Zeng, Fangmin Zhao, Zeyu Chen, Zhenhang Li, Xiaomeng Yang, Yu Zhou, Paolo Rota, Xiang Bai, Lianwen Jin, et al. Visual text processing: A comprehensive review and unified evaluation. *arXiv preprint arXiv:2504.21682*, 2025.
- [96] Zhenhang Li, Yan Shu, Weichao Zeng, Dongbao Yang, and Yu Zhou. First creating back-grounds then rendering texts: A new paradigm for visual text blending. *arXiv preprint arXiv:2410.10168*, 2024.
- [97] Haodong Duan, Junming Yang, Yuxuan Qiao, Xinyu Fang, Lin Chen, Yuan Liu, Xiaoyi Dong, Yuhang Zang, Pan Zhang, Jiaqi Wang, et al. Vlmevalkit: An open-source toolkit for evaluating large multi-modality models. In *ACM MM*, pages 11198–11201, 2024.
- [98] Peng Li, Wei Li, Zhengyan He, Xuguang Wang, Ying Cao, Jie Zhou, and Wei Xu. Dataset and neural recurrent sequence labeling model for open-domain factoid question answering, 2016.
- [99] Pan Lu, Hritik Bansal, Tony Xia, Jiacheng Liu, Chunyuan Li, Hannaneh Hajishirzi, Hao Cheng, Kai-Wei Chang, Michel Galley, and Jianfeng Gao. Mathvista: Evaluating mathematical reasoning of foundation models in visual contexts. In *International Conference on Learning Representations (ICLR)*, 2024.
- [100] Yifan Li, Yifan Du, Kun Zhou, Jinpeng Wang, Xin Zhao, and Ji-Rong Wen. Evaluating object hallucination in large vision-language models. In Houda Bouamor, Juan Pino, and Kalika Bali, editors, *Proceedings of the 2023 Conference on Empirical Methods in Natural Language Processing*, pages 292–305, Singapore, December 2023. Association for Computational Linguistics.
- [101] Chaoyou Fu, Peixian Chen, Yunhang Shen, Yulei Qin, Mengdan Zhang, Xu Lin, Jinrui Yang, Xiawu Zheng, Ke Li, Xing Sun, et al. Mme: A comprehensive evaluation benchmark for multimodal large language models. *arXiv preprint arXiv:2306.13394*, 2023.
- [102] Yang Shi, Huanqian Wang, Wulin Xie, Huanyao Zhang, Lijie Zhao, Yi-Fan Zhang, Xinfeng Li, Chaoyou Fu, Zhuoer Wen, Wenting Liu, et al. Mme-videoocr: Evaluating ocr-based capabilities of multimodal llms in video scenarios. *arXiv preprint arXiv:2505.21333*, 2025.
- [103] Dustin Schwenk, Apoorv Khandelwal, Christopher Clark, Kenneth Marino, and Roozbeh Mottaghi. A-okvqa: A benchmark for visual question answering using world knowledge. In *European conference on computer vision*, pages 146–162. Springer, 2022.
- [104] Liu Yuliang, Jin Lianwen, Zhang Shuaitao, and Zhang Sheng. Detecting curve text in the wild: New dataset and new solution, 2017.
- [105] Chee Kheng Ch’ng, Chee Seng Chan, and Chenglin Liu. Total-text: Towards orientation robustness in scene text detection. *International Journal on Document Analysis and Recognition (IJDAR)*, 23:31–52, 2020.

## A Overview of Appendix

- **B: Limitations and Broader Impact.**
- **C: Details of TextHalu-Bench.**
- **D: Experimental Settings.**
- **E: Detailed Experimental Results.**
- **F: More Ablation Studies.**
- **Checklist**

## B Limitations and Broader Impact

**Limitations.** While our method shows promising performance on scene text spotting and understanding, it still has two key limitations. First, it requires token selection and attention map computation during the prefilling stage, which introduces additional inference time and computational overhead. Second, the effectiveness of our method heavily relies on the underlying OCR perception ability of the base model. As a result, it performs suboptimally when applied to LMMs with weak scene text understanding capabilities.

We propose a training-free semantic hallucination mitigation framework, which may bring broader impacts across multiple areas. For the OCR community, our method facilitates the adaptation of LMMs to text-intensive tasks, potentially benefiting a wide range of downstream applications such as document understanding, autonomous driving, assistive technologies and low-level text processing techniques [95, 96] like editing and generation. Additionally, our findings and mitigation strategy provide valuable insights for the development of more reliable and hallucination-resilient multimodal large models.

## C Details of TextHalu-Bench

**Dataset Collection Process.** To promote coverage and diversity, we carefully curated samples across five representative scenario types: *Business*, *Industry*, *Transportation*, *Public Facilities*, and *Daily Life*. These categories were selected based on their prevalence in real-world OCR applications and their variance in textual layout, typeface complexity, and visual background noise. In addition, during sample construction, we emphasized the inclusion of challenging edge cases, such as low-contrast text, occlusions, unconventional fonts, or partial visibility, to stress-test the visual grounding ability of MLLMs and better surface hallucination tendencies.

**Scene Text Spotting Task Definition.** Given an image, the model is required to extract all visible textual content from the scene. The task is treated as a word-level prediction problem and its output is compared to the ground-truth words using case-insensitive exact match. Spotting examples include questions such as “What is the texts in the image? Answer the question in only words you recognize.”

**Scene Text Understanding Task Definition.** To measure the higher-level comprehension ability, we adopt a *multiple-choice format*, with at least one correct answer and at most three well-crafted distractors. These distractors are designed with the following strategies:

- **Glyph-based distractors:** visually similar characters (e.g., ‘0’ vs. ‘O’, ‘1’ vs. ‘l’)
- **Semantic distractors:** misleading but contextually related words (e.g., “apple” vs. “apole”)
- **Context-based distractors:** co-occurring or spatially nearby words within the same image

Understanding task examples include questions such as “What is the texts on the boat? A.aa B.bb C.cc D.dd”

**Metric.** To quantitatively measure hallucination behavior, we report the average F1 score across both subtasks as our evaluation metric which captures both the model’s accuracy in extracting visible text and its ability to semantically interpret visual information, distinguishing genuine visual understanding from language-prior hallucination.

**Visualizations.** We provide some qualitative cases of our benchmark in Fig. 7.

Table 4: Spearman Correlation between Hallucination tendency score and scene text region attention score, with performance on STVQA and TextVQA.

Model	Benchmarks		
	OCRBench	STVQA	TextVQA
Mini-Monkey	-0.72	-0.78	-0.74
Qwen2.5-VL	-0.68	-0.80	-0.76

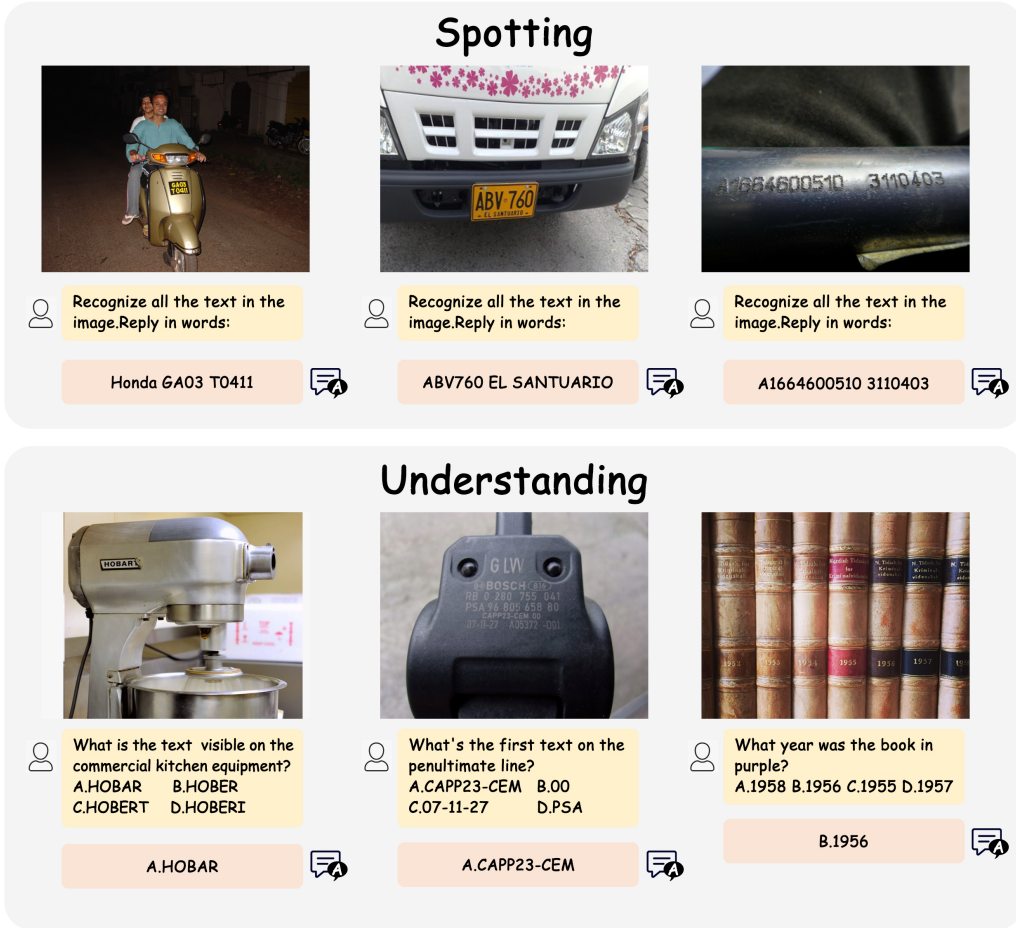


Figure 7: Visualization of TextHalu-Bench.

## D Experimental Settings

Our method is training-free and thus does not require any additional fine-tuning or parameter updates. All models are evaluated under their official default configurations without modification. For evaluation, we test on TextHalu-Bench, ST-VQA, and GOT using our own implementation to ensure consistent handling of OCR and visual inputs. For other benchmarks, we utilize the **VLMEvalKit** [97] toolkit, and follow the original leaderboard results published by each model for a fair comparison. All experiments are conducted on a server equipped with  $4 \times$  NVIDIA A800 GPUs.

## E More Experimental Results

**Correlation between Hallucination and Attention Distribution in LLMs.** Leveraging our automatic hallucinated token identification mechanism, we compute hallucination tendency scores and corresponding scene text region attention scores across all transformer layers for each hallucinated



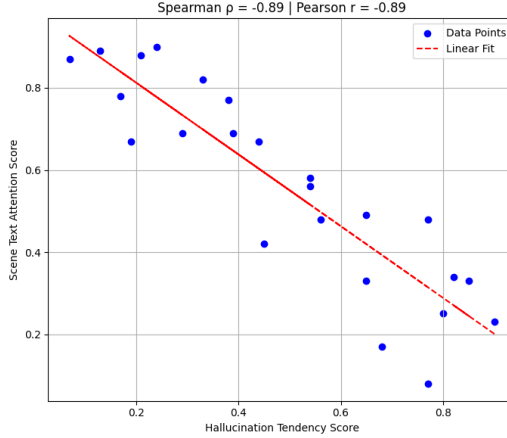


Figure 8: An example of the correlation (Spearman and Pearson coefficient) between hallucination tendency score and scene text region attention score.

Table 5: Generalization performance of our method on other domains.

Method	SEEDBench	RealWorldQA	MathVista	POPE	MME-P	MME-VideoOCR	A-OKVQA
Qwen2.5VL	74	65.5	61.2	85.9	1567.7	59.2	85.2
<b>Qwen2.5VL + Ours</b>	<b>74.1</b>	<b>65.8</b>	<b>61.4</b>	<b>86.7</b>	<b>1572.2</b>	<b>60.8</b>	<b>85.6</b>

sample. As shown in Tab. 4, Spearman correlation analysis reveals a strong negative correlation, indicating that stronger attention to scene text regions is associated with reduced semantic hallucination. A layer-wise visualization for a representative sample is shown in Fig. 8, where each point corresponds to a transformer layer with its hallucination score (x-axis) and scene text attention score (y-axis).

**Generalization to other domains.** To assess the generalization ability of our method beyond the scene text domain, we apply it to four diverse vision-language benchmarks: **SEED-Bench** consists of 19K multiple-choice questions with accurate human annotations, covering 12 evaluation dimensions across both image and video modalities; **RealWorldQA** [98] evaluates real-world spatial understanding in physical environments, contributed by XAI; **MathVista** [99] is a challenging benchmark requiring visual mathematical reasoning over charts, diagrams, and textual math problems; **POPE** [100] focuses on object hallucination, comprising three evaluation tracks: random, popular, and adversarial hallucination. **MME** [101] is a large-scale comprehensive multimodal benchmarks toward the perception and reasoning ability of LMMs. **MME-VideoOCR** [102] focuses on the multi level ability on the video text understanding. **A-OKVQA** [103] is a challenging benchmark that requires commonsense and world knowledge to answer.

As shown in Tab. 5, our method consistently improves performance across all benchmarks—for instance, achieving **+0.3** accuracy gain on RealWorldQA and **+0.8** on POPE. These results suggest that our approach not only enhances scene text understanding but also generalizes well to broader multimodal reasoning tasks, without degrading the pretrained models’ core alignment or reasoning abilities.

**Efficiency Analysis.** As a training-free method, we report the inference time overhead introduced by our approach. As shown in Tab. 6, our method inevitably incurs additional computation in the prefilling stage, where attention maps from all layers are extracted and stored before decoding. However, we argue that this overhead is acceptable, as our approach remains more efficient than other test-time scaling methods such as Chain-of-Thought prompting (introduced in Sec. F). Furthermore, our method does not require any additional modules or external models to assist decoding, maintaining a streamlined and lightweight inference process.

Table 6: Efficiency analysis of our methods, which use the same prompt to calculate the first token generation time.

Method	prefilling	decoding	total
Qwen2.5VL	0.53	1.14	1.67
Qwen2.5VL + Ours	1.08	1.15	2.23
Qwen2.5VL + CoT	0.56	3.44	4.00

Table 7: Ablation about the effectiveness of ZoomText on Qwen2.5-VL-3B.

Methods	TextHalu-Bench	STVQA <sub>Test</sub>	TextVQA <sub>Val</sub>	AI2D	OCRVQA <sub>CORE</sub>	SEEDBench <sub>Text</sub>	GOT <sub>Scene</sub>
Baseline	48.3	67.3	79.1	78.1	70.2	66.7	85.2
with text detector	53.4	67.9	80.3	78.2	70.4	67.9	85.8
w/o Glimpse	52.9	67.3	78.8	78.2	69.8	70.2	85.2
w/o Refocus	53.5	67.3	78.9	78.2	69.8	70.2	85.1
<b>Ours</b>	<b>53.8</b>	<b>67.6</b>	<b>80.3</b>	<b>78.2</b>	<b>70.5</b>	<b>70.2</b>	<b>86.0</b>

## F More Ablation Studies

### Additional Implementation Details: Comparison with Other Hallucination Mitigation Methods.

(1) *Adversarial Training.* To construct adversarial training data, we employ the image-text editing tool **TextCtrl** [94] to synthetically perturb the textual content of images from existing scene text datasets, including *CTW1500* [104], *ICDAR 2015* [25], and *TotalText* [105]. Following a targeted editing strategy, we generate up to three adversarial variants per image, depending on the number of text instances it contains. Editing operations include character-level insertions, deletions, substitutions, and replacements with visually similar but semantically misleading characters. This process yields approximately **10,000** adversarial image-text pairs designed to introduce non-semantic visual perturbations that challenge both grounding and recognition. We fine-tune both *Mini-Monkey* and *Qwen2.5-VL* on the augmented dataset, using the original fine-tuning hyperparameters and training for one epoch. The fine-tuned models are then directly evaluated on downstream benchmarks to assess their robustness against semantic hallucination.

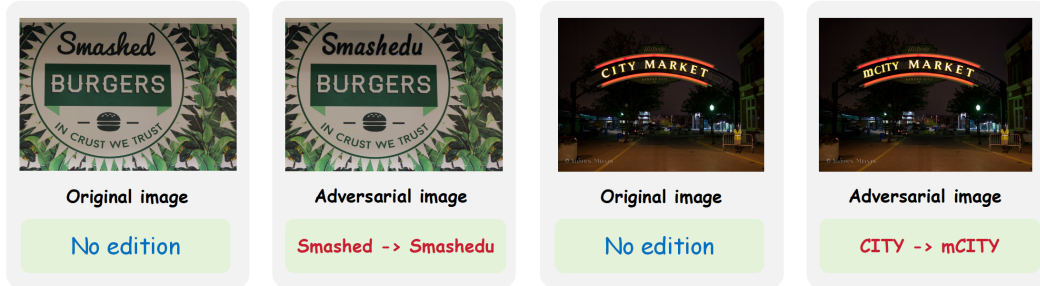


Figure 9: Visualization of adversarial training data.

(2) *Chain-of-Thought (CoT) Prompting.* Our CoT-based hallucination mitigation strategy follows a two-stage inference process. In the first stage, the model generates an initial answer using standard inference procedures. In the second stage, we feed the model with both the original image and its previously generated answer, along with a CoT-style prompt that explicitly instructs the model to reflect on and verify its initial prediction by more carefully grounding it in the visual text regions. We design the following Chain-of-Thought (CoT) prompt to guide the second-stage reasoning:

*“Your previous answer was: ‘{{answer}}’. Please carefully examine the text in the image again and verify whether the answer is fully supported by the visual evidence. If necessary, correct the answer based on the actual content in the image.”*

Therefore, as further demonstrated in Tab. 8, Qwen2.5-VL also exhibits consistent improvements, providing additional evidence of the effectiveness of our approach.

Table 8: Comparison of different hallucination mitigation methods on Qwen2.5-VL-3B.

Methods	TextHalu-Bench	STVQA <sub>Test</sub>	TextVQA <sub>Val</sub>	GOT <sub>Scene</sub>	OCRQA <sub>CORE</sub>	SEEDBench <sub>Text</sub>	AI2D
Baseline	48.3	67.3	79.1	78.1	70.2	66.7	85.2
Adv.	49.1	67.2	78.6	78.1	70.4	67.9	85.2
CoT	48.5	67.7	79.4	78.2	70.4	70.2	85.5
Ours	<b>53.8</b>	67.6	<b>80.3</b>	78.2	<b>70.5</b>	70.2	<b>86.0</b>

Table 9: Ablation studies of ZoomText (Left) and attention variation analysis (Right).

Method	Mini-Monkey	Qwen2.5-VL	Token Type	Mini-Monkey	Qwen2.5-VL
Baseline	42.3	46.1	Foreground	2.76	2.86
+ Glimpse	45.9	48.9	Background	0.00054	0.00051
+ Refocus	47.8	52.7			

**Additional Effectiveness Results of ZoomText.** As shown in Tab. 7, the experimental results further validate the effectiveness of ZoomText. In particular, incorporating both the Glimpse and ReFocus modules leads to notable performance gains, demonstrating the benefit of our progressive refinement strategy for region localization. By incrementally narrowing the model’s attention to relevant visual areas, ZoomText effectively reduces ambiguity in visual-language alignment. These findings highlight the importance of hierarchical attention in improving scene text spotting and understanding.

Our proposed ZoomText module is based on two core assumptions: **(1) that query-to-image attention can effectively highlight relevant visual regions such as signs or posters**, and **(2) that background or non-semantic tokens exhibit relatively stable attention dynamics across layers**. To empirically validate these assumptions, we conducted the following analyses:

First, to assess the effectiveness of ZoomText in capturing relevant text regions, we manually annotated 100 samples across TextHalu-Bench, TextVQA, and ST-VQA, with quadrilateral bounding boxes marking the target text areas. We then performed an **IoU-based ablation study** on Qwen2.5-VL-3B, comparing three variants: **(a) a baseline selecting top-k tokens using final-layer attention**, **(b) baseline + Glimpse (which uses query-to-image attention, Eq. 4)**, and **(c) baseline + Glimpse + Refocus (which incorporates attention variation dynamics, Eq. 5)**. As shown in Tab. 9, results show a **consistent improvement in IoU scores**, confirming the benefit of each step in refining the focus on relevant visual regions.

Second, to validate the Refocus assumption, we computed the **coefficient of variation (CV)** of attention scores across layers for each visual token. Tokens were categorized into: **(i) foreground (within bounding boxes)**, and **(ii) background (outside boxes but with high attention)**. We compute the CV for each token  $i$ , defined as:

$$CV_i = \frac{\text{Std}(\alpha_1^i, \alpha_2^i, \dots, \alpha_L^i)}{\text{Mean}(\alpha_1^i, \alpha_2^i, \dots, \alpha_L^i)} \quad (7)$$

where  $\alpha_L^i$  is the attention score of token  $i$  at layer  $L$ . The analysis reveals that **foreground tokens exhibit significantly higher attention variation across layers (higher CV)**, while **background tokens remain relatively stable (lower CV)**, supporting our hypothesis that “sink tokens” can be identified through their consistent attention profiles.

**Analysis of Weighting Strategies for Cross-Layer Hidden State Fusion.** To mitigate the limitations of relying solely on the final output layer for text recognition and understanding, we adopt a weighted fusion strategy that combines hidden states from different transformer layers, modulated by a fusion coefficient  $\lambda$ . We perform a grid search over  $\lambda \in \{0.1, 0.2, 0.4, 0.6, 0.8\}$  to investigate its effect on performance. As shown in Tab. 10, the optimal performance is achieved at  $\lambda = 0.1$ , resulting in an average accuracy improvement of 1.67% over the baseline.

Moreover, the results reveal a nuanced trade-off: when the selected hidden layer carries richer visual information, higher values of  $\lambda$  (e.g.,  $\lambda = 0.6$  or  $0.8$ ) tend to improve performance on text spotting tasks. However, these higher weights lead to diminished performance in text understanding tasks,

Table 10: Analysis of weights for cross-layer hidden state fusion on Qwen2.5VL-3B.

Weights	TextHalu-Bench	STVQA <sub>Test</sub>	TextVQA <sub>Val</sub>	AI2D	OCRVQA <sub>CORE</sub>	SEEDBench <sub>Text</sub>	GOT <sub>Scene</sub>
0	48.3	67.3	79.1	78.1	70.2	66.7	85.2
0.1	<b>53.8</b>	<b>67.6</b>	<b>80.3</b>	78.2	<b>70.5</b>	70.2	86.0
0.2	53.4	66.7	77.7	78.3	67.9	69	86.2
0.4	50.7	63.5	73.2	80	62	72.6	<b>87.2</b>
0.6	45	58.2	65.5	<b>80.3</b>	56.9	<b>76.2</b>	85.4
0.8	27.2	42.5	45.7	80.1	43	69	35.8

Table 11: Analysis of layers for hidden state fusion on Qwen2.5VL-3B.

Layer Index	TextHalu-Bench	STVQA <sub>Test</sub>	TextVQA <sub>Val</sub>	AI2D	OCRVQA <sub>CORE</sub>	SEEDBench <sub>Text</sub>	GOT <sub>Scene</sub>
0-10	52.5	67.3	78.6	78.2	69.7	69	86.1
10-20	52.9	67.4	78.9	78.2	70	70.2	85.4
20-35	53.1	67	79	78.1	70.4	69	85
random	53.1	67.1	78.9	78.2	69.9	70.2	85.4
ours	53.8	67.6	80.3	78.2	70.5	70.2	86.0

likely due to an overemphasis on visual features at the expense of semantic comprehension. This finding underscores the importance of carefully balancing visual and linguistic cues in cross-layer fusion for different types of downstream tasks.

**Analysis of Hidden Layer Contributions to Fusion.** To better understand which layers are most beneficial for visual grounding, we conduct an ablation study examining the effects of fusing hidden states from different model depths. Specifically, we compare five fusion strategies: (a) early layers (layers 0–10), (b) middle layers (layers 10–20), (c) late layers (layers 20–35), (d) randomly selected layers, and (e) our proposed layer selection method. As shown in Tab. 11, fusing hidden states from our selected layers yields the most substantial performance gain. These results indicate that not all layers contribute equally to grounding, and that a carefully chosen subset can more effectively capture the visual information necessary for hallucination mitigation.

## NeurIPS Paper Checklist

### 1. Claims

Question: Do the main claims made in the abstract and introduction accurately reflect the paper's contributions and scope?

Answer: [\[Yes\]](#)

Justification: Please see Sec. [1](#).

Guidelines:

- The answer NA means that the abstract and introduction do not include the claims made in the paper.
- The abstract and/or introduction should clearly state the claims made, including the contributions made in the paper and important assumptions and limitations. A No or NA answer to this question will not be perceived well by the reviewers.
- The claims made should match theoretical and experimental results, and reflect how much the results can be expected to generalize to other settings.
- It is fine to include aspirational goals as motivation as long as it is clear that these goals are not attained by the paper.

### 2. Limitations

Question: Does the paper discuss the limitations of the work performed by the authors?

Answer: [\[Yes\]](#)

Justification: Please see Sec. [B](#).

Guidelines:

- The answer NA means that the paper has no limitation while the answer No means that the paper has limitations, but those are not discussed in the paper.
- The authors are encouraged to create a separate "Limitations" section in their paper.
- The paper should point out any strong assumptions and how robust the results are to violations of these assumptions (e.g., independence assumptions, noiseless settings, model well-specification, asymptotic approximations only holding locally). The authors should reflect on how these assumptions might be violated in practice and what the implications would be.
- The authors should reflect on the scope of the claims made, e.g., if the approach was only tested on a few datasets or with a few runs. In general, empirical results often depend on implicit assumptions, which should be articulated.
- The authors should reflect on the factors that influence the performance of the approach. For example, a facial recognition algorithm may perform poorly when image resolution is low or images are taken in low lighting. Or a speech-to-text system might not be used reliably to provide closed captions for online lectures because it fails to handle technical jargon.
- The authors should discuss the computational efficiency of the proposed algorithms and how they scale with dataset size.
- If applicable, the authors should discuss possible limitations of their approach to address problems of privacy and fairness.
- While the authors might fear that complete honesty about limitations might be used by reviewers as grounds for rejection, a worse outcome might be that reviewers discover limitations that aren't acknowledged in the paper. The authors should use their best judgment and recognize that individual actions in favor of transparency play an important role in developing norms that preserve the integrity of the community. Reviewers will be specifically instructed to not penalize honesty concerning limitations.

### 3. Theory assumptions and proofs

Question: For each theoretical result, does the paper provide the full set of assumptions and a complete (and correct) proof?

Answer: [\[NA\]](#)



Justification: The paper does not include theoretical results.

Guidelines:

- The answer NA means that the paper does not include theoretical results.
- All the theorems, formulas, and proofs in the paper should be numbered and cross-referenced.
- All assumptions should be clearly stated or referenced in the statement of any theorems.
- The proofs can either appear in the main paper or the supplemental material, but if they appear in the supplemental material, the authors are encouraged to provide a short proof sketch to provide intuition.
- Inversely, any informal proof provided in the core of the paper should be complemented by formal proofs provided in appendix or supplemental material.
- Theorems and Lemmas that the proof relies upon should be properly referenced.

#### 4. Experimental result reproducibility

Question: Does the paper fully disclose all the information needed to reproduce the main experimental results of the paper to the extent that it affects the main claims and/or conclusions of the paper (regardless of whether the code and data are provided or not)?

Answer: [\[Yes\]](#)

Justification: Please see Sec. 5.1.

Guidelines:

- The answer NA means that the paper does not include experiments.
- If the paper includes experiments, a No answer to this question will not be perceived well by the reviewers: Making the paper reproducible is important, regardless of whether the code and data are provided or not.
- If the contribution is a dataset and/or model, the authors should describe the steps taken to make their results reproducible or verifiable.
- Depending on the contribution, reproducibility can be accomplished in various ways. For example, if the contribution is a novel architecture, describing the architecture fully might suffice, or if the contribution is a specific model and empirical evaluation, it may be necessary to either make it possible for others to replicate the model with the same dataset, or provide access to the model. In general, releasing code and data is often one good way to accomplish this, but reproducibility can also be provided via detailed instructions for how to replicate the results, access to a hosted model (e.g., in the case of a large language model), releasing of a model checkpoint, or other means that are appropriate to the research performed.
- While NeurIPS does not require releasing code, the conference does require all submissions to provide some reasonable avenue for reproducibility, which may depend on the nature of the contribution. For example
  - (a) If the contribution is primarily a new algorithm, the paper should make it clear how to reproduce that algorithm.
  - (b) If the contribution is primarily a new model architecture, the paper should describe the architecture clearly and fully.
  - (c) If the contribution is a new model (e.g., a large language model), then there should either be a way to access this model for reproducing the results or a way to reproduce the model (e.g., with an open-source dataset or instructions for how to construct the dataset).
  - (d) We recognize that reproducibility may be tricky in some cases, in which case authors are welcome to describe the particular way they provide for reproducibility. In the case of closed-source models, it may be that access to the model is limited in some way (e.g., to registered users), but it should be possible for other researchers to have some path to reproducing or verifying the results.

#### 5. Open access to data and code

Question: Does the paper provide open access to the data and code, with sufficient instructions to faithfully reproduce the main experimental results, as described in supplemental material?

Answer: [NA]

Justification: All the data and code will be made publicly available upon acceptance.

Guidelines:

- The answer NA means that paper does not include experiments requiring code.
- Please see the NeurIPS code and data submission guidelines (<https://nips.cc/public/guides/CodeSubmissionPolicy>) for more details.
- While we encourage the release of code and data, we understand that this might not be possible, so “No” is an acceptable answer. Papers cannot be rejected simply for not including code, unless this is central to the contribution (e.g., for a new open-source benchmark).
- The instructions should contain the exact command and environment needed to run to reproduce the results. See the NeurIPS code and data submission guidelines (<https://nips.cc/public/guides/CodeSubmissionPolicy>) for more details.
- The authors should provide instructions on data access and preparation, including how to access the raw data, preprocessed data, intermediate data, and generated data, etc.
- The authors should provide scripts to reproduce all experimental results for the new proposed method and baselines. If only a subset of experiments are reproducible, they should state which ones are omitted from the script and why.
- At submission time, to preserve anonymity, the authors should release anonymized versions (if applicable).
- Providing as much information as possible in supplemental material (appended to the paper) is recommended, but including URLs to data and code is permitted.

## 6. Experimental setting/details

Question: Does the paper specify all the training and test details (e.g., data splits, hyper-parameters, how they were chosen, type of optimizer, etc.) necessary to understand the results?

Answer: [Yes]

Justification: Please see Sec. 5.1.

Guidelines:

- The answer NA means that the paper does not include experiments.
- The experimental setting should be presented in the core of the paper to a level of detail that is necessary to appreciate the results and make sense of them.
- The full details can be provided either with the code, in appendix, or as supplemental material.

## 7. Experiment statistical significance

Question: Does the paper report error bars suitably and correctly defined or other appropriate information about the statistical significance of the experiments?

Answer: [NA]

Justification: We do not report error bars on the paper.

Guidelines:

- The answer NA means that the paper does not include experiments.
- The authors should answer "Yes" if the results are accompanied by error bars, confidence intervals, or statistical significance tests, at least for the experiments that support the main claims of the paper.
- The factors of variability that the error bars are capturing should be clearly stated (for example, train/test split, initialization, random drawing of some parameter, or overall run with given experimental conditions).
- The method for calculating the error bars should be explained (closed form formula, call to a library function, bootstrap, etc.)
- The assumptions made should be given (e.g., Normally distributed errors).
- It should be clear whether the error bar is the standard deviation or the standard error of the mean.

- It is OK to report 1-sigma error bars, but one should state it. The authors should preferably report a 2-sigma error bar than state that they have a 96% CI, if the hypothesis of Normality of errors is not verified.
- For asymmetric distributions, the authors should be careful not to show in tables or figures symmetric error bars that would yield results that are out of range (e.g. negative error rates).
- If error bars are reported in tables or plots, The authors should explain in the text how they were calculated and reference the corresponding figures or tables in the text.

#### 8. Experiments compute resources

Question: For each experiment, does the paper provide sufficient information on the computer resources (type of compute workers, memory, time of execution) needed to reproduce the experiments?

Answer: [Yes]

Justification: Please see Sec. 5.1.

Guidelines:

- The answer NA means that the paper does not include experiments.
- The paper should indicate the type of compute workers CPU or GPU, internal cluster, or cloud provider, including relevant memory and storage.
- The paper should provide the amount of compute required for each of the individual experimental runs as well as estimate the total compute.
- The paper should disclose whether the full research project required more compute than the experiments reported in the paper (e.g., preliminary or failed experiments that didn't make it into the paper).

#### 9. Code of ethics

Question: Does the research conducted in the paper conform, in every respect, with the NeurIPS Code of Ethics <https://neurips.cc/public/EthicsGuidelines>?

Answer: [Yes]

Justification: We follow the code of ethics.

Guidelines:

- The answer NA means that the authors have not reviewed the NeurIPS Code of Ethics.
- If the authors answer No, they should explain the special circumstances that require a deviation from the Code of Ethics.
- The authors should make sure to preserve anonymity (e.g., if there is a special consideration due to laws or regulations in their jurisdiction).

#### 10. Broader impacts

Question: Does the paper discuss both potential positive societal impacts and negative societal impacts of the work performed?

Answer: [Yes]

Justification: Please see Sec. B.

Guidelines:

- The answer NA means that there is no societal impact of the work performed.
- If the authors answer NA or No, they should explain why their work has no societal impact or why the paper does not address societal impact.
- Examples of negative societal impacts include potential malicious or unintended uses (e.g., disinformation, generating fake profiles, surveillance), fairness considerations (e.g., deployment of technologies that could make decisions that unfairly impact specific groups), privacy considerations, and security considerations.
- The conference expects that many papers will be foundational research and not tied to particular applications, let alone deployments. However, if there is a direct path to any negative applications, the authors should point it out. For example, it is legitimate to point out that an improvement in the quality of generative models could be used to

generate deepfakes for disinformation. On the other hand, it is not needed to point out that a generic algorithm for optimizing neural networks could enable people to train models that generate Deepfakes faster.

- The authors should consider possible harms that could arise when the technology is being used as intended and functioning correctly, harms that could arise when the technology is being used as intended but gives incorrect results, and harms following from (intentional or unintentional) misuse of the technology.
- If there are negative societal impacts, the authors could also discuss possible mitigation strategies (e.g., gated release of models, providing defenses in addition to attacks, mechanisms for monitoring misuse, mechanisms to monitor how a system learns from feedback over time, improving the efficiency and accessibility of ML).

#### 11. Safeguards

Question: Does the paper describe safeguards that have been put in place for responsible release of data or models that have a high risk for misuse (e.g., pretrained language models, image generators, or scraped datasets)?

Answer: [NA]

Justification: The paper poses no such risks.

Guidelines:

- The answer NA means that the paper poses no such risks.
- Released models that have a high risk for misuse or dual-use should be released with necessary safeguards to allow for controlled use of the model, for example by requiring that users adhere to usage guidelines or restrictions to access the model or implementing safety filters.
- Datasets that have been scraped from the Internet could pose safety risks. The authors should describe how they avoided releasing unsafe images.
- We recognize that providing effective safeguards is challenging, and many papers do not require this, but we encourage authors to take this into account and make a best faith effort.

#### 12. Licenses for existing assets

Question: Are the creators or original owners of assets (e.g., code, data, models), used in the paper, properly credited and are the license and terms of use explicitly mentioned and properly respected?

Answer: [Yes]

Justification: We have cited the models we used.

Guidelines:

- The answer NA means that the paper does not use existing assets.
- The authors should cite the original paper that produced the code package or dataset.
- The authors should state which version of the asset is used and, if possible, include a URL.
- The name of the license (e.g., CC-BY 4.0) should be included for each asset.
- For scraped data from a particular source (e.g., website), the copyright and terms of service of that source should be provided.
- If assets are released, the license, copyright information, and terms of use in the package should be provided. For popular datasets, [paperswithcode.com/datasets](https://paperswithcode.com/datasets) has curated licenses for some datasets. Their licensing guide can help determine the license of a dataset.
- For existing datasets that are re-packaged, both the original license and the license of the derived asset (if it has changed) should be provided.
- If this information is not available online, the authors are encouraged to reach out to the asset's creators.

#### 13. New assets

Question: Are new assets introduced in the paper well documented and is the documentation provided alongside the assets?

Answer: [NA]

Justification: The paper does not release new assets.

Guidelines:

- The answer NA means that the paper does not release new assets.
- Researchers should communicate the details of the dataset/code/model as part of their submissions via structured templates. This includes details about training, license, limitations, etc.
- The paper should discuss whether and how consent was obtained from people whose asset is used.
- At submission time, remember to anonymize your assets (if applicable). You can either create an anonymized URL or include an anonymized zip file.

#### 14. Crowdsourcing and research with human subjects

Question: For crowdsourcing experiments and research with human subjects, does the paper include the full text of instructions given to participants and screenshots, if applicable, as well as details about compensation (if any)?

Answer: [NA]

Justification: The paper does not involve crowdsourcing nor research with human subjects.

Guidelines:

- The answer NA means that the paper does not involve crowdsourcing nor research with human subjects.
- Including this information in the supplemental material is fine, but if the main contribution of the paper involves human subjects, then as much detail as possible should be included in the main paper.
- According to the NeurIPS Code of Ethics, workers involved in data collection, curation, or other labor should be paid at least the minimum wage in the country of the data collector.

#### 15. Institutional review board (IRB) approvals or equivalent for research with human subjects

Question: Does the paper describe potential risks incurred by study participants, whether such risks were disclosed to the subjects, and whether Institutional Review Board (IRB) approvals (or an equivalent approval/review based on the requirements of your country or institution) were obtained?

Answer: [NA]

Justification: The paper does not involve crowdsourcing nor research with human subjects.

Guidelines:

- The answer NA means that the paper does not involve crowdsourcing nor research with human subjects.
- Depending on the country in which research is conducted, IRB approval (or equivalent) may be required for any human subjects research. If you obtained IRB approval, you should clearly state this in the paper.
- We recognize that the procedures for this may vary significantly between institutions and locations, and we expect authors to adhere to the NeurIPS Code of Ethics and the guidelines for their institution.
- For initial submissions, do not include any information that would break anonymity (if applicable), such as the institution conducting the review.

#### 16. Declaration of LLM usage

Question: Does the paper describe the usage of LLMs if it is an important, original, or non-standard component of the core methods in this research? Note that if the LLM is used only for writing, editing, or formatting purposes and does not impact the core methodology, scientific rigorousness, or originality of the research, declaration is not required.

Answer: [NA]



Justification: The core method development in this research does not involve LLMs as any important, original, or non-standard components.

Guidelines:

- The answer NA means that the core method development in this research does not involve LLMs as any important, original, or non-standard components.
- Please refer to our LLM policy (<https://neurips.cc/Conferences/2025/LLM>) for what should or should not be described.