

Are Large Language Models Good Temporal Graph Learners?

Shenyang Huang^{1,2,7} Ali Parviz^{1,6} Emma Kondrup^{1,2} Zachary Yang^{1,2}
 Zifeng Ding³ Michael Bronstein^{7,8} Reihaneh Rabbany^{1,2,5} Guillaume Rabusseau^{1,4,5}
¹Mila - Quebec AI Institute, ²School of Computer Science, McGill University,
³University of Cambridge, ⁴DIRO, Université de Montréal, ⁵CIFAR AI Chair,
⁶New Jersey Institute of Technology, ⁷University of Oxford, ⁸AITHYRA

Abstract

Large Language Models (LLMs) have recently driven significant advancements in Natural Language Processing and various other applications. While a broad range of literature has explored the graph-reasoning capabilities of LLMs, including their use as predictors on graphs, the application of LLMs to dynamic graphs—real-world evolving networks—remains relatively unexplored. Recent work studies synthetic temporal graphs generated by random graph models, but applying LLMs to real-world temporal graphs remains an open question. To address this gap, we introduce Temporal Graph Talker (TGTalker), a novel temporal graph learning framework designed for LLMs. TGTalker utilizes the recency bias in temporal graphs to extract relevant structural information, converted to natural language for LLMs, while leveraging temporal neighbors as additional information for prediction. TGTalker demonstrates competitive link prediction capabilities compared to existing Temporal Graph Neural Network (TGNN) models. Across five real-world networks, TGTalker performs competitively with state-of-the-art temporal graph methods while consistently outperforming popular models such as TGN and HTGN. Furthermore, TGTalker generates textual explanations for each prediction, thus opening up exciting new directions in explainability and interpretability for temporal link prediction. The code is publicly available at <https://github.com/shenyangHuang/TGTalker>.

1 Introduction

The field of artificial intelligence has witnessed remarkable progress through the development of Large Language Models (LLMs), beginning with the foundational Transformer architecture [55] and evolving through significant milestones including BERT [15], GPT-3 [5], and ChatGPT [41]. These models have demonstrated unprecedented capabilities across diverse domains, showcasing their versatility and potential for real-world applications. In Computer Vision, models such as LLaVA [36] and GPT-4 [42] have achieved remarkable multimodal understanding, while in Healthcare, Med-PaLM [53] and Med-PaLM 2 [52] have demonstrated expert-level performance on complex medical reasoning tasks. Beyond these domains, LLMs have shown promising results in scientific research [48], legal analysis [6], and creative tasks [22], highlighting their transformative potential across professional and academic fields.

A key advancement in LLM capabilities is the emergence of In-Context Learning (ICL), which enables models to adapt to new tasks without explicit fine-tuning [17, 10, 51, 5]. This paradigm encompasses three fundamental approaches: zero-shot learning, where models solve tasks directly from natural language instructions; one-shot learning, which provides a single example alongside instructions; and few-shot learning, which leverages multiple examples to demonstrate task patterns.

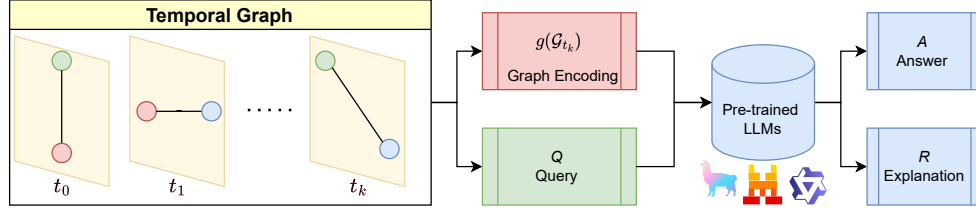


Figure 1: Overview of TGTalker framework.

This flexibility in learning approaches has opened new avenues for applying LLMs to complex structured data.

To harness these capabilities for graph-structured data, recent research has explored various approaches to integrate LLMs with graph reasoning tasks. This integration is particularly relevant given that many real-world systems—from molecular structures [2] and social networks [24] to transportation systems [69] and web data [4]—are naturally represented as graphs. Prior work has investigated methods for encoding graph structure for LLMs [21], combining graph encoders with LLMs [20], and fine-tuning LLMs specifically for graph tasks [63].

To bridge this gap, we introduce Temporal Graph Talker (TGTalker), the first comprehensive framework that leverages LLMs for predictions on real-world temporal graphs. TGTalker employs a pre-trained LLM as its foundation while intelligently translating temporal graph structures into natural language representations tailored to specific tasks. Figure 1 shows an overview of the TGTalker framework where LLMs are applied for prediction and explanation on temporal graphs. TGTalker consists of four key components: (1) a *background set* that captures temporal context by incorporating relevant temporal links near the target link, (2) an *example set* that provides in-context learning samples through carefully selected question-answer pairs, (3) a *query set* that formulates prediction tasks in natural language, and (4) a *temporal neighbor sampling* mechanism that ensures efficient and relevant context selection. Our framework aligns with standard temporal link prediction tasks in temporal graph learning [45, 65, 26, 23] while introducing novel capabilities for explainability and adaptability through LLM-based reasoning.

Our main contributions are as follows:

- We present TGTalker, a novel framework that leverages LLMs for prediction on real-world temporal graphs. Our approach combines the recency bias inherent in temporal graphs with temporal neighbor sampling to convert the most relevant temporal graph structures to textual representations for LLM processing.
- Through extensive empirical evaluation across three open-source LLM families and five diverse real-world temporal graphs, we demonstrate that TGTalker achieves competitive performance with state-of-the-art Temporal Graph Neural Networks (TGNNs). Notably, TGTalker consistently outperforms both the widely-used TGN architecture and three snapshot-based models across all evaluated datasets.
- TGTalker introduces a novel paradigm of temporal link explanation by leveraging the natural language generation capabilities of LLMs. This enables the generation of human-readable explanations for model predictions, opening new directions for explainable TG methods.
- From LLM-generated explanations, we extract ten diverse explanation categories. Interestingly, some explanation categories are similar to existing TG algorithms that capture recent interactions or global popular destinations. These categories shed light on the diverse link pattern reasoning capability of LLMs.

2 Related Work

Temporal Graph Learning. Temporal Graph Learning (TGL) focuses on modeling spatial and temporal dependencies in evolving networks. Following the taxonomy in [29], methods are typically classified as either Continuous-Time Dynamic Graphs (CTDGs) or Discrete-Time Dynamic Graphs (DTDGs). CTDG methods [37], such as TGN [45], EdgeBank [44], TNCN [66], and Graph-Mixer [11], operate on irregular event streams, capturing fine-grained node interactions important

for domains like social networks [31] and financial transactions [50]. In contrast, DTDG methods process graph snapshots at fixed intervals, combining GNNs with recurrent models [62, 30, 8]. While DTDGs offer computational efficiency by processing full snapshots and retaining historical context, they may suffer from reduced temporal fidelity [27]. The UTG framework [27] addresses this gap by adapting snapshot-based models to event-based datasets. In our experiments, TGTalker is evaluated against representative CTDG and DTDG methods.

In-Context Learning on Graphs. Recent efforts have explored applying in-context learning (ICL) to graph-structured data, where challenges arise from translating complex relational information into linear prompts suitable for LLMs. Unlike conventional NLP tasks, effective graph ICL requires careful encoding of substructures and relational patterns. Frameworks such as PRODIGY [25] propose pretraining objectives and model architectures tailored for graph-based prompting. Other work investigates the innate ability of LLMs to infer patterns from structured examples with minimal adaptation [33]. A key challenge addressed by TGTalker lies in how to strategically select, verbalize, and sample relevant temporal graph substructures to maximize ICL effectiveness.

Graph Reasoning with Large Language Models. Beyond in-context learning, a growing body of research examines the capacity of LLMs for more general graph reasoning tasks [21, 47, 3, 43]. While LLMs demonstrate preliminary spatial and temporal understanding [67], they often struggle with dynamic graphs and tasks requiring complex multi-hop reasoning [13, 40]. Moreover, shortcut learning behaviors—where models produce correct outputs via flawed reasoning—have been widely observed. Nonetheless, the ability of LLMs to reason without task-specific fine-tuning positions them as attractive alternatives to specialized temporal graph neural networks (TGNNs). TGTalker builds on these insights by proposing methods to structure temporal information in ways that enhance LLMs’ robustness and reasoning depth.

LLMs for Temporal Knowledge Graphs. A third line of research adapts LLMs to Temporal Knowledge Graphs (TKGs), leveraging either ICL [32], semantic knowledge of temporal dynamics [16, 58, 56], or fine-tuning strategies [34]. However, most TKGs encode rich textual descriptions for nodes and edges, allowing LLMs to rely on surface-level semantics rather than deeper structural reasoning. In contrast, TGTalker focuses on general temporal graphs where entities are represented abstractly (e.g., by identifiers), requiring models to reason over raw temporal-structural patterns without external semantic clues. This distinction is crucial for evaluating the true relational reasoning abilities of LLMs at fine temporal granularities.

3 Preliminary on Temporal Graph Learning

Following the formulation of Continuous Time Dynamic Graphs (CTDGs) in [26, 45, 44, 38], we represent temporal graphs as timestamped streams of edges and formally defined as:

Definition 1 (Temporal Graph). A temporal graph \mathcal{G} can be represented as $\mathcal{G} = \{(s_1, d_1, t_1), (s_2, d_2, t_2), \dots, (s_T, d_T, T)\}$, where the timestamps are ordered ($0 \leq t_1 \leq t_2 \leq \dots \leq T$) and s_i, d_i, t_i denote the source node, destination node and timestamp of the i -th edge.

Note that \mathcal{G} can be directed or undirected, and weighted or unweighted. \mathcal{G}_t is the cumulative graph constructed from all edges in the stream before time t with nodes \mathbf{V}_t and edges \mathbf{E}_t . We consider a fixed chronological split to form the training, validation and test set.

Definition 2 (k -hop neighborhood in a temporal graph.). Given a timestamp of interest t , denote \mathcal{G}_t as the cumulative graph constructed by all temporal links before t . Given a node u , the k -hop neighborhood of u before time t is denoted by $\mathcal{N}_u^{t,k}$ and it is defined as the set of all nodes v where there exists at least a single walk of length k from u to v in \mathcal{G}_t .

In this work, we follow the standard *streaming setting* [45] for evaluation in Continuous Time Dynamic Graphs (CTDGs). In this setting, the test set information is available for updating the model representation (i.e. via a memory module or via temporal neighbor sampling); however, no gradient or weight updates are allowed at test time. In this way, the models can adapt to incoming data without expensive gradient updates.

4 Methodology

In this section, we present our Temporal Graph Talker (TGTalker) framework for applying Large Language Models on real-world temporal graphs. We start by discussing how to encode the temporal network structure into discrete text tokens for interfacing with LLMs.

4.1 Applying LLMs on Temporal Graph

LLM Notation. Consider a pre-trained Large Language Model (LLM) as an interface function f where discrete tokens are received as input and generated as output via the token space \mathbf{W} , i.e. $f : \mathbf{W} \rightarrow \mathbf{W}$. Therefore, many tasks with LLM can be formulated as question and answer pairs, i.e., $\mathbf{A} = f(\mathbf{Q})$ where $\mathbf{Q} \in \mathbf{W}$ is the question or query and $\mathbf{A} \in \mathbf{W}$ is the answer of interest.

Temporal Link Prediction with LLMs. Given a temporal graph observed until time t , i.e. \mathcal{G}_t , the goal of temporal link prediction is to predict the destination node d of a given source node s at a future timestamp t' . Therefore, we can formulate temporal link prediction as a question-and-answer task for LLMs as follows:

$$\mathbf{A} = f(g(\mathcal{G}_t), q(\mathbf{Q}_{s,?,t'})) \quad (1)$$

where $\mathbf{Q}_{s,?,t'}$ is the link query, $g : \mathcal{G} \rightarrow \mathbf{W}$ is a temporal graph encoding function and $q : \mathbf{W} \rightarrow \mathbf{W}$ is the query encoding function. Thus, it is important to identify the appropriate temporal graph encoding function g and query encoding function q such that the LLMs can provide the correct answer \mathbf{A} while respecting the constraints from the LLM architecture such as maximum input size l_{\max} . Note that in practice, standard temporal graph learning methods treat the temporal link predicting problem as a ranking problem [26, 64] where the model outputs a probability for each considered node pair and then selects the node pair with the highest probability. With LLMs, it is possible to directly ask the model which destination node is the most probable and avoid the need to predict probability for all node pairs for ranking. Therefore, in TGTalker, the LLM directly outputs the destination node.

Temporal Link Explanation with LLMs. LLMs have been shown as powerful tools for explainability for tasks such as medical diagnosis analysis [68], financial decision transparency [35] and educational feedback [49]. With LLMs directly interfacing with discrete language tokens, it is possible to generate temporal link explanations in natural language. The temporal link explanation task can also be formulated as a question-and-answer task for LLMs as follows:

$$\mathbf{R} = f^*(\mathbf{A}, g(\mathcal{G}_t), q(\mathbf{Q}_{s,?,t'})) \quad (2)$$

where $\mathbf{A} = f(g(\mathcal{G}_t), q(\mathbf{Q}_{s,?,t'}))$ is the answer to query $q(\mathbf{Q}_{s,?,t'})$ and \mathbf{R} is the explanation or the reasoning for the answer. Note that the LLM f^* used for the explanation \mathbf{R} does not necessarily have to be the same LLM f used for prediction. Explaining predictions on temporal graphs is inherently challenging due to the spatial and temporal dependencies between entities [57, 9]. Unlike standard TGNNs where only a prediction probability, LLMs provide an alternative approach for contextualizing structural interactions via natural language.

Pre-trained LLMs. The TGTalker framework can be applied to any pre-trained LLM model. In this work, we consider 5 families of LLM models include Qwen3 [61], Qwen2.5 [61, 60], Mistral [7], Llama3 [18] and GPT-4.1-mini [1]. Unlike temporal graph neural networks (TGNNs) that are trained from scratch for each dataset, pre-trained LLMs have high adaptability. With TGTalker, LLMs can be directly adapted to new TG datasets without any training or fine-tuning steps, significantly reducing the overhead for manual model selection and hyperparameter tuning. Lastly, TGTalker can inherently benefit from future improvements in language models' reasoning capacities.

4.2 Temporal Graph Talker (TGTalker)

Here, we discuss how TGTalker encodes a temporal graph for LLMs. TGTalker provides effective temporal graph encoding function g and query encoding function q for LLMs. Note that LLMs each have a fixed maximum input size l_{\max} , which limits the amount of temporal graph structural information that a LLM can receive. To tackle this issue, we leverage the strong recency bias in temporal graph [12, 54, 26, 44] to subsample the edges that are closest to the time of interest.

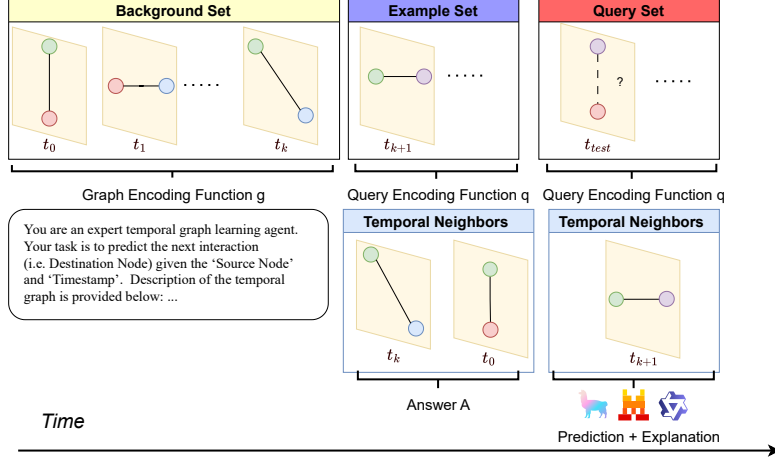


Figure 2: TGTalker framework has four core components: a background set, an example set, a query set and temporal neighbor sampling.

Figure 2 shows the overview of TGTalker which contains four core components: a *background set*, a *example set*, a *query set*, and *temporal neighbor sampling*. The background set contains recent temporal graph structures and acts as the context for the LLM. The example set shows matching question and answer pairs that instructs the LLM to follow the text correctly. The query set contains the current batch of edges for prediction and then converts them to LLM queries via the query encoding function q . Importantly, temporal neighbor sampling identifies the most recent neighbors for each source node in the query and retrieves them to provide the LLM with additional context. The detailed prompts are shown in Table 1.

Temporal Neighbor Sampling. Both TGNNs [59, 45] and temporal graph transformers [65] utilize temporal neighbor sampling as a key component in architecture design. In TGTalker, we also augment LLMs with temporal neighborhood information, following Definition 2. For a given node of interest u , we implement a one-hop neighbor sampler which tracks its neighborhood information $\mathcal{N}_u^{t,1}$ and includes the most recent m neighbors in relation to the current timestamp t . In practice, we observe that the inclusion of temporal neighbor information significantly boosts LLM performance as it directly retrieves the most relevant information for LLM.

Background Set. The background set contains b most recent edges in \mathcal{G}_t where t is the timestamp of prediction and acts as the temporal graph encoding function $g(\mathcal{G}_t)$. The LLM is instructed to be a temporal graph learning agent, and then each node is encoded with an integer encoding, directly stated with its node ID. Edges are represented with parentheses as (src node ID, dst node ID, timestamp). The timestamps are represented with integer encoding as well. Note that on continuous time dynamic graphs, novel nodes are slowly introduced over time via their first edge interaction. Thus, assigning node IDs to nodes based on their chronological sequence of appearance provides a principled way to

Table 1: Example Prompt Construction in TGTalker. Background set describes recent links in the temporal graph in text form.

Prompt	Example
System Prompt	You are an expert temporal graph learning agent. Your task is to predict the next interaction (i.e. Destination Node) given the ‘Source Node’ and ‘Timestamp’.
TG Prompt	Description of the temporal graph is provided below, where each line is a tuple of (‘Source Node’, ‘Destination Node’, ‘Timestamp’).
Background Set	(0,8227,0), (1,8228,36), (1,8228,77), (2,8229,131) ...
Example Set	‘Source Node’ 1 has the following past interactions: (1,8228,36), (1,8228,77). Please predict the most likely ‘Destination Node’ for ‘Source Node’ 1 at ‘Timestamp’ 150. Answer: ‘Destination Node’ is 8228.
Query Set	‘Source Node’ 1 has the following past interactions: (1,8228,36), (1,8228,77). Please predict the most likely ‘Destination Node’ for ‘Source Node’ 1 at ‘Timestamp’ 217.

Table 2: Dataset statistics.

Dataset	# Nodes	# Edges	# Unique Edges	# Unique Steps	Surprise	Duration
tgb1-wiki	9,227	157,474	18,257	152,757	0.108	1 month
Reddit	10,984	672,447	78,516	669,065	0.069	1 month
LastFM	1,980	1,293,103	154,993	1,283,614	0.35	1 month
UCI	1,899	26,628	20,296	58,911	0.535	196 days
Enron	184	10,472	3,125	22,632	0.253	3 years

encode nodes with integer encoding. It is possible that multiple nodes are introduced at the same timestamp; in this case, the node IDs are assigned based on the order of edges from the original dataset. For bipartite graphs, it is common to assign non-overlapping node IDs for nodes in different partitions. We follow this convention and nodes within each partition are assigned an ID based on chronological order.

Query Set. Following the convention in [26, 45], TGTalker predicts test edges in a fixed size batch. Each test edge for evaluation is then converted to text via the query encoding function $q(\mathbf{Q}_{s,?,t'})$ where s and t are the source node and timestamp of interest, respectively. Similar to the background set, we encode the edges with parentheses and state nodes with their integer node ID. To provide additional context on the source node as input to LLM, we utilize *temporal neighbor sampling* here to also include m most recent neighbors of the source node in the prompt.

Example Set. The example set provides in-context learning examples for LLMs to follow. Each example is a question and answer pair i.e. (\mathbf{A}, \mathbf{Q}) , instructing the model to follow the same question and answer patterns. For our experiments, we consider the example set size of 5, thus conducting 5-shot prompting on LLM.

5 Experiments

In this section, we present experimental results with various LLMs of different sizes using TGTalker framework and compare them to state-of-the-art TGNs.

Datasets. Here, we evaluate TGTalker across five continuous-time dynamic graph datasets. Table 2 shows the statistics for each dataset. As seen in Table 2, our experiments cover a wide range of datasets with up to 1.2 million edges and timestamps. Dataset details are described in Appendix E. The number of nodes in our experiments are up to 500x larger than the synthetic graphs used in prior work [67]. The surprise index is defined as $surprise = \frac{|E_{test} \setminus E_{train}|}{|E_{test}|}$ [44] which measures the proportion of unseen edges in the test set when compared to the training set. The `tgb1-wiki` dataset is from the Temporal Graph Benchmark (TGB) [26] while the rest of datasets are from [44]. We follow the evaluation protocol in TGB where the link prediction task is treated as a ranking problem and the goal is to rank the true positive edge higher than all negative samples. For `tgb1-wiki`, we use the TGB negative samples, while for other datasets, we follow TGB procedure [26] to generate negative samples for evaluation, including 50% historical negatives and 50% random negatives.

Variants and Baselines. We test five families of LLMs with varying sizes as pre-trained LLMs in TGTalker, including the following open-source LLM models: Qwen3-1.7B, Qwen3-8B, Qwen2.5-7B-Instruct [61, 60], Mistral-7B-Instruct-v0.3 [7] and Llama3-8B-instruct [18]. We also include the closed-source model: GPT-4.1-mini [1]. All of the LLMs are instruct models thus better fit for in-context learning. We drop the instruct suffix later for brevity. By default, we use background set size $b = 300$, batch size 200, example set size 5, and two 1-hop temporal neighbors for each source node during prediction. An ablation study for TGTalker is found in Appendix C, we observe that the inclusion of temporal neighbors has the strongest impact on model performance. For temporal graph methods, we compare TGTalker with SOTA event-based methods including TNCN [66], TGN [45], GraphMixer [11] and two variants of EdgeBank [44]. Following the implementation in UTG [27], we also include three SOTA event-based methods, HTGN [62], GCLSTM [8] and GCN [30].

Table 3: Test MRR comparison for temporal link prediction, results reported from 5 runs for TGNs and a single run for pre-trained LLMs. All LLMs are instruct models. Top results are highlighted by **first**, **second**, **third**.

	Method	tgbl-wiki	Reddit	LastFM	UCI	Enron
TGTalker (ours)	Qwen3-1.7B	0.607	0.606	0.066	0.166	0.166
	Qwen3-8B	0.651	0.626	0.069	0.189	0.192
	Qwen2.5-7B	0.648	0.617	0.079	0.220	0.200
	Mistral-7B-v0.3	0.604	0.612	0.067	0.212	0.184
	Llama3-8B	0.604	0.613	0.069	0.213	0.193
	GPT-4.1-mini	0.425	0.225	0.065	0.202	0.169
Event	TGN [46]	0.396 ± 0.060	0.499 ± 0.011	0.053 ± 0.015	0.051 ± 0.011	0.130 ± 0.066
	TNCN [66]	0.711 ± 0.007	0.696 ± 0.020	0.156 ± 0.002	0.245 ± 0.040	0.379 ± 0.081
	GraphMixer [11]	0.118 ± 0.002	0.136 ± 0.078	0.087 ± 0.005	0.034 ± 0.062	0.014 ± 0.002
	EdgeBank $_{\infty}$ [44]	0.495	0.485	0.020	0.079	0.101
	EdgeBank $_{tw}$ [44]	0.600	0.589	0.026	0.222	0.141
Snapshot	HTGN (UTG) [62, 27]	0.464 ± 0.005	0.533 ± 0.007	0.027 ± 0.007	0.038 ± 0.005	0.107 ± 0.009
	GCLSTM (UTG) [8, 27]	0.374 ± 0.010	0.467 ± 0.004	0.019 ± 0.001	0.013 ± 0.001	0.157 ± 0.019
	GCN (UTG) [30, 27]	0.336 ± 0.009	0.242 ± 0.005	0.024 ± 0.001	0.022 ± 0.001	0.232 ± 0.005

5.1 Temporal Link Prediction Results

In this section, we evaluate the efficacy of TGTalker for temporal link prediction against established TGL methods. Table 3 presents the test Mean Reciprocal Rank (MRR) for all models across five temporal networks. As TGTalker leverages pre-trained LLMs without task-specific fine-tuning, we report its results from a single inference run. For conventional TGL methods, which are trained from scratch for each dataset, we report the mean and standard deviation across five random seeds. The deterministic EdgeBank baseline is reported by a single run. In Table 3, TGTalker consistently achieves top-two performance on three out of five datasets and secures a top-three rank on the Enron and LastFM datasets when compared with SOTA TGL methods. This highlights the significant potential of leveraging LLMs for complex temporal graph prediction tasks. In addition, TGTalker requires no fine-tuning or training when compared to existing methods.

Another key observation is that increased model size within the same LLM family boosts performance. For instance, Qwen3-8B generally outperforms Qwen3-1.7B across multiple datasets. However, this trend does not universally apply when comparing across different LLM families; for example, GPT-4.1-mini, despite its larger parameter count compared to some open-source models, exhibits notably lower performance than Qwen3-1.7B on several datasets. Intriguingly, the closed-source GPT-4.1-mini often underperforms its open-source counterparts of comparable or even smaller sizes, particularly on datasets like *tgbl-wiki* and Reddit. Among the LLM models, Qwen2.5-7B achieves the best overall performance. TGTalker processes only a recent subset of the temporal graph’s history due to maximum token length limitations on LLMs. In contrast, conventional TGL methods are typically exposed to the entire graph history up to the prediction time. The competitive performance of TGTalker suggests that LLMs utilize the most salient recent structural and temporal information from the background set, example set and temporal neighbors in the TGTalker prompts.

5.2 Temporal Link Explanation Results

This section delves into the analysis of explanations generated by TGTalker, to understand the reasoning patterns employed by LLMs.

Designing Explanation Categories. To systematically analyze the diverse explanations, we first establish a set of reasoning categories. We first use Qwen3-8B and GPT-4.1-mini to generate example link explanations, and we also ask them to design appropriate categories for explanations. Then we retrieve the categories and perform human annotation to ensure a set of ten reasonable and comprehensive categories. These categories, along with their detailed descriptions, are shown in Table 4. We also provide concise example explanations from GPT-4.1-mini for each category.¹. Due to space constraints, full examples are provided in Appendix C. Our analysis reveals that LLMs

¹We show GPT-4.1-mini examples because its explanations cover all the explanation categories.

Table 4: Categories of Temporal Link Explanations of LLMs with example explanations.

Category & Description	GPT-4.1-mini Example
Most Recent Interaction: the model predicts the destination node as the one with which the source node had its most recent interaction before (or closest to) the given timestamp.	Considering the latest timestamp 2249408 is close in temporal sequence to the previous interactions, the most likely destination node remains 9180.
Repeated Interaction Pattern: if a source node has repeatedly interacted with the same destination node at multiple timestamps, the model predicts that this pattern will continue.	The source node 415 has two past interactions, both with the destination node 9180 at timestamps 2129703 and 2218092. This indicates a strong and consistent pattern of interaction with the destination node 9180.
Most Frequent Past Destination: when multiple past interactions exist, the explanation chooses the destination node that appears most frequently in the interaction history.	Identify the most frequent Destination Nodes that 4946 has interacted with close to the query timestamp 2237653. Based on past interaction frequency and recency, predict the next likely Destination Node for Source Node 4946 at the given timestamp 2237653.
Pattern Continuation: The model infers the next likely destination by extrapolating from observed interaction patterns, even when the exact match isn't present.	There is no direct information about interactions involving Source Node 969 in the given temporal graph dataset. However, analyzing the dataset, node 1546 connected to node 2093 repeatedly suggests that node 2093 is a likely target for nodes connected with 1546, an adjacent node to 969 in the provided history. Given no other direct interactions for 969, the best estimate based on similar patterns is that 969 will interact with destination node 2093 at timestamp 7554157, consistent with historical interactions of the related node 1546.
Sequence or Alternation Logic: the model uses the order of interactions (e.g., alternating between nodes) to predict the next likely destination.	The most recent interactions for node 431 are at timestamps 9168862 (to 3662) and 9168862 (approx) to 2461. Both are recent and close in time, and both destination nodes appear recurrently. Given that node 431 alternates between these two destination nodes, and there is no recent interaction indicating a new destination, the most likely next destination node at timestamp 9259228 is one of these two. Between 2461 and 3662: Given that there are slightly more occurrences of interactions to 3662, including one of the most recent timestamps (9168862), it is more likely the next interaction will also be to node 3662.
Default or Most Common Node: in the absence of a clear match, the explanation may default to the most common or logical node, or state that any node could be chosen.	Since no direct interactions for Source Node 1741 are present, and no pattern can be derived, we consider the most frequent Destination Node overall or a default prediction. The most frequent Destination Node connected to various sources in the temporal graph is 3692.
Lack of Data: when no clear pattern or sufficient data is available, the model defaults to a plausible guess, sometimes stating the lack of information.	No interactions are shown in the provided temporal graph for node 1624, so we have no historical interactions for node 1624 to infer from.
New Node: the model infers that the next interaction might be with a new node that hasn't appeared in the source node's history, especially if all previous interactions are exhausted.	The 'Source Node' 997 is not present in the provided TEMPORAL GRAPH. Thus, we must infer based on the context: The 'Source Node' 997 likely behaves similarly to node 1546, as their historical interactions from the user mention are similar.
Ambiguous Candidates: the explanation discusses more than one plausible destination (e.g., similar timestamps), and may use additional heuristics to select among them.	Analyze the frequency and recency of destination nodes for Source Node 1543. The latest interactions for Source Node 1543 before timestamp 10383318 are (1543, 3115, 10286093) and (1543, 2539, 10286406). Among these, 3115 and 2539 are recent and likely candidates.
Others: use this only if none of the above apply. Include a proposed new category name and brief justification in the required format.	Examine the provided past interactions for Source Node 2115. Both interactions are from node 6545 to 9180 at different timestamps. There's no direct interaction from 2115 in the given data, but observing the pattern for 6545 might help. Since there's no direct data on 2115 in the provided temporal graph, we look at the past interactions' pattern for node 6545 to infer the destination node for 2115 at the given timestamp.

can construct interesting explanations. The category of 'Most Recent Interaction' is similar to the well-known EdgeBank algorithm [44] where the model simply uses recent past neighbors of a node for prediction. The 'Default or Most Common Node' category is analogous to the TG algorithm named PopTrack [14] which captures recently globally popular destination nodes. In the provided reasoning, GPT-4.1-mini also defaults to the most frequent destination node. Another interesting set of explanations, such as 'Pattern Continuation' and 'sequence logic' involves pattern extrapolation and analyzing alternating interactions from a given source node to various destination nodes. These explanations show that LLM can naturally discover algorithms on a temporal graph and provide significant insight into link pattern discovery on temporal networks.

Quantitative Analysis of Explanation Categories. To quantify the prevalence of these reasoning categories, we prompted the same LLM that generated the prediction to classify its explanation into one of the ten established categories, including an 'Others' option for unclassifiable explanations. The same LLM is used for prediction and explanation classification because only the prediction LLM knows the reasoning for its prediction, while other LLMs might not give the same reasoning. We study the first 5,000 test predictions for Llama3-8B and GPT-4.1-mini on the tgb1-wiki and UCI datasets. Figure 3 top row illustrates the distribution of these explanation categories. A key finding is the adaptability of LLM reasoning to dataset characteristics: the composition of explanations varies significantly across datasets. For example, when comparing GPT-4.1-mini's explanations on tgb1-wiki versus UCI, there is a marked increase in the 'Lack of Data' category for UCI. This aligns with UCI's known characteristic of introducing more novel nodes and interactions over time, contrasting with tgb1-wiki's higher prevalence of repeating edges. This demonstrates that LLMs can tailor their reasoning strategies to the underlying data distribution.

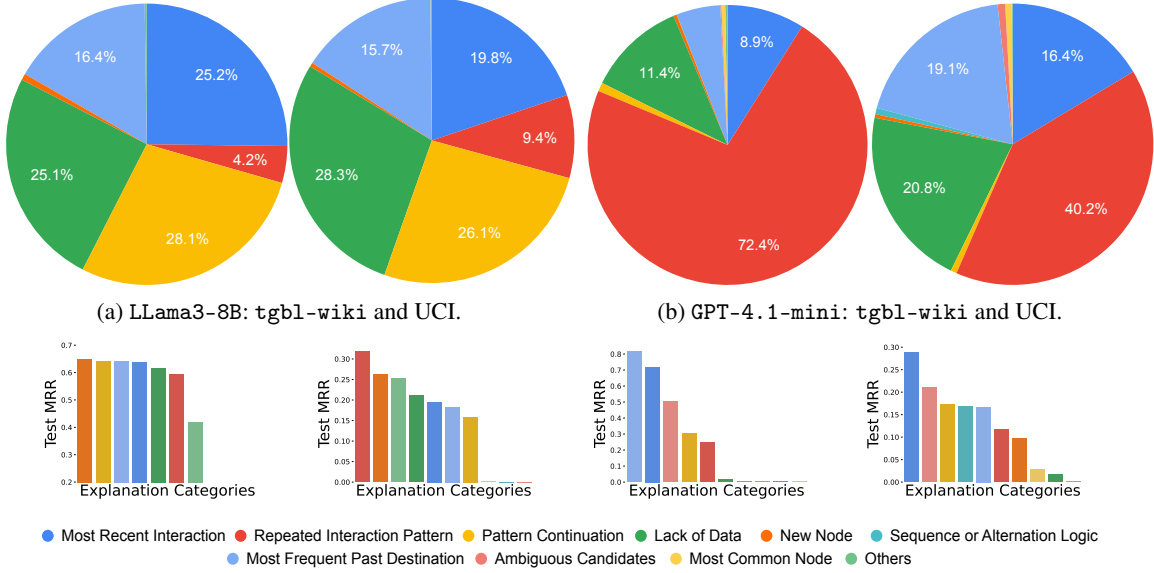


Figure 3: Explanation category composition (top row) and test MRR per category (bottom row) plots for Llama3-8B and GPT-4.1-mini on tgb1-wiki and UCI datasets. Note that empty explanation categories are not shown in bar plots.

Further comparison between LLMs in Figure 3 reveals distinct reasoning profiles. For instance, Llama3-8B explanations feature a higher proportion of the ‘Pattern Continuation’ category compared to GPT-4.1-mini, which, in turn, exhibits a greater percentage of explanations in the ‘Repeated Interaction Pattern’ category. These differences offer insights into the varying intrinsic reasoning capabilities and biases of different LLM architectures when applied to temporal graphs. Interestingly, this categorization also surfaces model-specific behaviors and potential limitations. For example, Llama3-8B puts none of the explanations in the ‘Sequence or Alternation Logic’ and ‘Ambiguous Candidates’ categories, and in some cases, explanations classified under ‘Most Common Node’ appeared to be hallucinations. Conversely, GPT-4.1-mini occasionally produced explanations categorized as ‘Others’ that suggested novel reasoning patterns, such as ‘Analogy-Based Inference from Similar Node,’ highlighting the potential for LLMs to uncover unforeseen reasoning strategies.

Correlating Explanation Categories with Predictive Performance. To assess whether the explanation was hallucinated or aligned with the predictive outcomes, we analyzed the test MRR performance within each category in Figure 3 bottom row. For GPT-4.1-mini, the results largely align with expectations: the ‘Lack of Data’ category consistently shows low MRR, validating that the LLM recognizes instances with insufficient evidence. Conversely, categories such as ‘Most Recent Interaction’ and ‘Most Frequent Past Destination’ exhibit high MRR, reinforcing the importance of recency and frequency heuristics in these temporal graphs. In comparison, Llama3-8B shows the strongest performance in ‘Repeated Interaction Pattern’ and ‘Ambiguous Candidates’ as well as surprisingly high performance in ‘Lack of Data’ categories, suggesting that Llama3-8B is less capable of correlating its explanation with likely predictive outcomes.

6 Conclusion

In this work, we introduced TGTalker, a novel framework that leverages LLMs for prediction on real-world temporal graphs. TGTalker utilizes the recency bias inherent in temporal graphs and temporal neighbor sampling to extract the most relevant temporal graph structures to textual representations for LLM reasoning. TGTalker achieves competitive performance with state-of-the-art TGNNs across five temporal networks without any fine-tuning. Beyond prediction accuracy, our framework introduces novel temporal link explanations via LLMs’ natural language generation capabilities, providing human-readable explanations for predicted temporal links. The framework’s ability to identify various reasoning patterns - from temporal relations to repeated patterns and sequence identification - opens new possibilities for explainability in temporal graph learning.

Acknowledgments and Disclosure of Funding

This research was supported by the Canadian Institute for Advanced Research (CIFAR AI chair program), the EPSRC Turing AI World-Leading Research Fellowship No. EP/X040062/1 and EPSRC AI Hub No. EP/Y028872/1. Shenyang Huang was supported by the Natural Sciences and Engineering Research Council of Canada (NSERC) Postgraduate Scholarship Doctoral (PGS D) Award and Fonds de recherche du Québec - Nature et Technologies (FRQNT) Doctoral Award. Zifeng Ding receives funding from the European Research Council (ERC) under the European Union’s Horizon 2020 Research and Innovation programme grant AVeriTeC (Grant agreement No. 865958). This research was also enabled in part by compute resources provided by Mila (mila.quebec).

References

- [1] J. Achiam, S. Adler, S. Agarwal, L. Ahmad, I. Akkaya, F. L. Aleman, D. Almeida, J. Altenschmidt, S. Altman, S. Anadkat, et al. Gpt-4 technical report. *arXiv preprint arXiv:2303.08774*, 2023.
- [2] D. Beaini, S. Huang, J. A. Cunha, Z. Li, G. Moisesescu-Pareja, O. Dymov, S. Maddrell-Mander, C. McLean, F. Wenkel, L. Müller, et al. Towards foundational models for molecular learning on large-scale multi-task datasets. In *ICLR*, 2024.
- [3] A. Behrouz, A. Parviz, M. Karami, C. Sanford, B. Perozzi, and V. S. Mirrokni. Best of both worlds: Advantages of hybrid graph sequence models. *ArXiv*, abs/2411.15671, 2024.
- [4] A. Broder, R. Kumar, F. Maghoul, P. Raghavan, S. Rajagopalan, R. Stata, A. Tomkins, and J. Wiener. Graph structure in the web. *Computer Networks*, 33(1-6):309–320, 2000.
- [5] T. B. Brown, B. Mann, N. Ryder, M. Subbiah, J. D. Kaplan, P. Dhariwal, A. Neelakantan, P. Shyam, G. Sastry, A. Askell, S. Agarwal, A. Herbert-Voss, G. Krueger, T. Henighan, R. Child, A. Ramesh, D. M. Ziegler, J. Wu, C. Winter, C. Hesse, M. Chen, E. Sigler, M. Litwin, S. Gray, B. Chess, J. Clark, C. Berner, S. McCandlish, A. Radford, I. Sutskever, and D. Amodei. Language models are few-shot learners. In *Advances in Neural Information Processing Systems*, volume 33, pages 1877–1901, 2020.
- [6] G. Calzolari, A. Ichino, M. Nardotto, and G. Zanella. Large language models as tax attorneys: a case study in legal analysis. *Philosophical Transactions of the Royal Society A: Mathematical, Physical and Engineering Sciences*, 382(2284):20230159, 2024.
- [7] D. S. Chaplot et al. Mistral 7b. <https://arxiv.org/abs/2310.06825>, 2023. Version 0.1, Mistral AI. For instruct fine-tuned version see <https://huggingface.co/mistralai/Mistral-7B-Instruct-v0.3>.
- [8] J. Chen, X. Wang, and X. Xu. Gc-lstm: Graph convolution embedded lstm for dynamic network link prediction. *Applied Intelligence*, pages 1–16, 2022.
- [9] J. Chen and R. Ying. Tempme: Towards the explainability of temporal graph neural networks via motif discovery. *Advances in Neural Information Processing Systems*, 36:29005–29028, 2023.
- [10] J. Coda-Forno, M. Binz, Z. Akata, M. Botvinick, J. X. Wang, and E. Schulz. Meta-in-context learning in large language models. In *Advances in Neural Information Processing Systems*, 2023.
- [11] W. Cong, S. Zhang, J. Kang, B. Yuan, H. Wu, X. Zhou, H. Tong, and M. Mahdavi. Do we really need complicated model architectures for temporal networks? In *The Eleventh International Conference on Learning Representations*, 2022.
- [12] F. Cornell, O. Smirnov, G. Z. Gandler, and L. Cao. On the power of heuristics in temporal graphs. *arXiv preprint arXiv:2502.04910*, 2025.
- [13] X. Dai, Q. Wen, Y. Shen, H. Wen, D. Li, J. Tang, and C. Shan. Revisiting the graph reasoning ability of large language models: Case studies in translation, connectivity and shortest path. *arXiv preprint arXiv:2408.09529*, 2024.

- [14] M. Daniluk and J. Dabrowski. Temporal graph models fail to capture global temporal dynamics. In *Temporal Graph Learning Workshop@ NeurIPS 2023*.
- [15] J. Devlin, M.-W. Chang, K. Lee, and K. Toutanova. BERT: Pre-training of deep bidirectional transformers for language understanding. In J. Burstein, C. Doran, and T. Solorio, editors, *Proceedings of the 2019 Conference of the North American Chapter of the Association for Computational Linguistics: Human Language Technologies, Volume 1 (Long and Short Papers)*, pages 4171–4186, Minneapolis, Minnesota, June 2019. Association for Computational Linguistics.
- [16] Z. Ding, H. Cai, J. Wu, Y. Ma, R. Liao, B. Xiong, and V. Tresp. zrlm: Zero-shot relational learning on temporal knowledge graphs with large language models. In K. Duh, H. Gómez-Adorno, and S. Bethard, editors, *Proceedings of the 2024 Conference of the North American Chapter of the Association for Computational Linguistics: Human Language Technologies (Volume 1: Long Papers)*, NAACL 2024, Mexico City, Mexico, June 16-21, 2024, pages 1877–1895. Association for Computational Linguistics, 2024.
- [17] H. Dong, Z. Zhang, Y. Li, Z. Li, Y. Wang, Y. Liu, W. Chen, et al. A survey on in-context learning. *arXiv preprint arXiv:2301.00234*, 2023.
- [18] A. Dubey, L. Van Der Maaten, et al. The llama 3 herd of models, 2024. Version 3.
- [19] V. P. Dwivedi, L. Rampásek, M. Galkin, A. Parviz, G. Wolf, A. T. Luu, and D. Beaini. Long range graph benchmark. *Advances in Neural Information Processing Systems*, 35:22326–22340, 2022.
- [20] B. Fatemi, J. Halcrow, and B. Perozzi. Talk like a graph: Encoding graphs for large language models. *arXiv preprint arXiv:2310.04560*, 2023.
- [21] B. Fatemi, J. Halcrow, and B. Perozzi. Talk like a graph: Encoding graphs for large language models. In *International Conference on Learning Representations (ICLR)*, 2024.
- [22] G. Franceschelli et al. On the creativity of large language models. *arXiv preprint arXiv:2304.00008*, 2025.
- [23] J. Gastinger, S. Huang, M. Galkin, E. Loghmani, A. Parviz, F. Poursafaei, J. Danovitch, E. Rossi, I. Koutis, H. Stuckenschmidt, R. Rabbany, and G. Rabusseau. Tgb 2.0: A benchmark for learning on temporal knowledge graphs and heterogeneous graphs. *Advances in Neural Information Processing Systems*, 2024.
- [24] W. L. Hamilton, R. Ying, and J. Leskovec. Inductive representation learning on large graphs. In *Advances in Neural Information Processing Systems (NeurIPS)*, 2017.
- [25] Q. Huang, H. Ren, P. Chen, G. Kržmanc, D. Zeng, P. S. Liang, and J. Leskovec. Prodigy: Enabling in-context learning over graphs. *Advances in Neural Information Processing Systems*, 36:16302–16317, 2023.
- [26] S. Huang, F. Poursafaei, J. Danovitch, M. Fey, W. Hu, E. Rossi, J. Leskovec, M. Bronstein, G. Rabusseau, and R. Rabbany. Temporal graph benchmark for machine learning on temporal graphs. *Advances in Neural Information Processing Systems*, 36:2056–2073, 2023.
- [27] S. Huang, F. Poursafaei, R. Rabbany, G. Rabusseau, and E. Rossi. Utg: Towards a unified view of snapshot and event based models for temporal graphs. In *The Third Learning on Graphs Conference*.
- [28] Z. Ji, J. Lee, T. Sun, Z. Du, Y. Zhang, Z. Lin, X. Deng, Y. Song, Y. Tan, Q. Zhou, et al. Siren’s song in the ai ocean: A survey on hallucination in large language models. *arXiv preprint arXiv:2309.01219*, 2023.
- [29] S. M. Kazemi, R. Goel, K. Jain, I. Kobyzev, A. Sethi, P. Forsyth, and P. Poupart. Representation learning for dynamic graphs: A survey. *Journal of Machine Learning Research*, 21(70):1–73, 2020.

- [30] T. N. Kipf and M. Welling. Semi-supervised classification with graph convolutional networks. In *International Conference on Learning Representations*, 2016.
- [31] S. Kumar, X. Zhang, and J. Leskovec. Predicting dynamic embedding trajectory in temporal interaction networks. In *Proceedings of the 25th ACM SIGKDD international conference on knowledge discovery & data mining*, pages 1269–1278, 2019.
- [32] D. Lee, K. Ahrabian, W. Jin, F. Morstatter, and J. Pujara. Temporal knowledge graph forecasting without knowledge using in-context learning. In H. Bouamor, J. Pino, and K. Bali, editors, *Proceedings of the 2023 Conference on Empirical Methods in Natural Language Processing, EMNLP 2023, Singapore, December 6-10, 2023*, pages 544–557. Association for Computational Linguistics, 2023.
- [33] J. Li, R. Wu, Y. Zhu, H. Zhang, L. Chen, and Z. Zheng. Are large language models in-context graph learners? *arXiv preprint arXiv:2502.13562*, 2025.
- [34] R. Liao, X. Jia, Y. Li, Y. Ma, and V. Tresp. Gentkg: Generative forecasting on temporal knowledge graph with large language models. In K. Duh, H. Gómez-Adorno, and S. Bethard, editors, *Findings of the Association for Computational Linguistics: NAACL 2024, Mexico City, Mexico, June 16-21, 2024*, pages 4303–4317. Association for Computational Linguistics, 2024.
- [35] L. Limonad, F. Fournier, J. M. V. Díaz, I. Skarbovsky, S. Gur, and R. Lazcano. Monetizing currency pair sentiments through llm explainability. In *European Conference on Artificial Intelligence*, 2024.
- [36] H. Liu, C. Li, Q. Wu, and Y. J. Lee. Visual instruction tuning. In *Advances in Neural Information Processing Systems*, volume 36, pages 26113–26129, 2023.
- [37] A. Longa, V. Lachi, G. Santin, M. Bianchini, B. Lepri, P. Liò, F. Scarselli, A. Passerini, et al. Graph neural networks for temporal graphs: State of the art, open challenges, and opportunities. *TRANSACTIONS ON MACHINE LEARNING RESEARCH*, 2023.
- [38] Y. Luo and P. Li. Neighborhood-aware scalable temporal network representation learning. In *Learning on Graphs Conference*, pages 1–1. PMLR, 2022.
- [39] N. McKenna, T. Li, L. Cheng, M. J. Hosseini, M. Johnson, and M. Steedman. Sources of hallucination by large language models on inference tasks. *arXiv preprint arXiv:2305.14552*, 2023.
- [40] M.-V. Nguyen, L. Luo, F. Shiri, D. Phung, Y.-F. Li, T.-T. Vu, and G. Haffari. Direct evaluation of chain-of-thought in multi-hop reasoning with knowledge graphs. In L.-W. Ku, A. Martins, and V. Srikumar, editors, *Findings of the Association for Computational Linguistics: ACL 2024*, pages 2862–2883, Bangkok, Thailand, Aug. 2024. Association for Computational Linguistics.
- [41] OpenAI. Chatgpt (mar 14 version) [large language model]. <https://chat.openai.com/chat>, 2023.
- [42] OpenAI et al. Gpt-4 technical report. *arXiv preprint arXiv:2303.08774*, 2023.
- [43] B. Perozzi, B. Fatemi, D. Zelle, A. Tsitsulin, M. Kazemi, R. Al-Rfou, and J. J. Halcrow. Let your graph do the talking: Encoding structured data for llms. *ArXiv*, abs/2402.05862, 2024.
- [44] F. Poursafaei, S. Huang, K. Pelrine, and R. Rabbany. Towards better evaluation for dynamic link prediction. *Advances in Neural Information Processing Systems*, 35:32928–32941, 2022.
- [45] E. Rossi, B. Chamberlain, F. Frasca, D. Eynard, F. Monti, and M. Bronstein. Temporal graph networks for deep learning on dynamic graphs. *arXiv preprint arXiv:2006.10637*, 2020.
- [46] E. Rossi, B. Chamberlain, F. Frasca, D. Eynard, F. Monti, and M. Bronstein. Temporal graph networks for deep learning on dynamic graphs. *arXiv preprint arXiv:2006.10637*, 2020.
- [47] C. Sanford, B. Fatemi, E. Hall, A. Tsitsulin, S. M. Kazemi, J. J. Halcrow, B. Perozzi, and V. S. Mirrokni. Understanding transformer reasoning capabilities via graph algorithms. *ArXiv*, abs/2405.18512, 2024.

- [48] E. Schulz, E. M. Bender, M. Marelli, M. Botvinick, and S. J. Gershman. How should the advancement of large language models affect the practice of science? *Proceedings of the National Academy of Sciences*, 122(5):e2401227121, 2025.
- [49] H. Seo, T. Hwang, J. Jung, H. Kang, H. Namgoong, Y. Lee, and S. Jung. Large language models as evaluators in education: Verification of feedback consistency and accuracy. *Applied Sciences* (2076-3417), 15(2), 2025.
- [50] K. Shamsi, F. Poursafaei, S. Huang, B. T. G. Ngo, B. Coskunuzer, and C. G. Akcora. Graphpulse: Topological representations for temporal graph property prediction. In *The Twelfth International Conference on Learning Representations*, 2024.
- [51] S. Sia, D. Mueller, and K. Duh. Where does in-context learning happen in large language models? In *NeurIPS*, 2024.
- [52] K. Singhal, S. Azizi, T.-J. Tu, S. Mahdavi, J. Wei, H. W. Chung, N. Scales, A. Tanwani, H. Cole, J. Lee, et al. Large language models encode clinical knowledge. *Nature*, 620(7973):172–180, 2023.
- [53] K. Singhal, S. Azizi, T.-J. Tu, S. Mahdavi, J. Wei, H. W. Chung, N. Scales, A. Tanwani, H. Cole, J. Lee, et al. Towards expert-level medical question answering with large language models. *arXiv preprint arXiv:2305.09617*, 2023.
- [54] A. Souza, D. Mesquita, S. Kaski, and V. Garg. Provably expressive temporal graph networks. *Advances in neural information processing systems*, 35:32257–32269, 2022.
- [55] A. Vaswani, N. Shazeer, N. Parmar, J. Uszkoreit, L. Jones, A. N. Gomez, L. Kaiser, and I. Polosukhin. Attention is all you need. In *Advances in Neural Information Processing Systems 30 (NeurIPS 2017)*, pages 5998–6008, 2017.
- [56] J. Wang, K. Sun, L. Luo, W. Wei, Y. Hu, A. W. Liew, S. Pan, and B. Yin. Large language models-guided dynamic adaptation for temporal knowledge graph reasoning. In A. Globersons, L. Mackey, D. Belgrave, A. Fan, U. Paquet, J. M. Tomczak, and C. Zhang, editors, *Advances in Neural Information Processing Systems 38: Annual Conference on Neural Information Processing Systems 2024, NeurIPS 2024, Vancouver, BC, Canada, December 10 - 15, 2024*, 2024.
- [57] W. Xia, M. Lai, C. Shan, Y. Zhang, X. Dai, X. Li, and D. Li. Explaining temporal graph models through an explorer-navigator framework. In *The Eleventh International Conference on Learning Representations*, 2022.
- [58] Y. Xia, D. Wang, Q. Liu, L. Wang, S. Wu, and X. Zhang. Chain-of-history reasoning for temporal knowledge graph forecasting. In L. Ku, A. Martins, and V. Srikumar, editors, *Findings of the Association for Computational Linguistics, ACL 2024, Bangkok, Thailand and virtual meeting, August 11-16, 2024*, pages 16144–16159. Association for Computational Linguistics, 2024.
- [59] D. Xu, C. Ruan, E. Korpeoglu, S. Kumar, and K. Achan. Inductive representation learning on temporal graphs. In *International Conference on Learning Representations (ICLR)*, 2020.
- [60] A. Yang, B. Yang, B. Hui, B. Zheng, B. Yu, C. Zhou, C. Li, C. Li, D. Liu, F. Huang, G. Dong, H. Wei, H. Lin, J. Tang, J. Wang, J. Yang, J. Tu, J. Zhang, J. Ma, J. Xu, J. Zhou, J. Bai, J. He, J. Lin, K. Dang, K. Lu, K. Chen, K. Yang, M. Li, M. Xue, N. Ni, P. Zhang, P. Wang, R. Peng, R. Men, R. Gao, R. Lin, S. Wang, S. Bai, S. Tan, T. Zhu, T. Li, T. Liu, W. Ge, X. Deng, X. Zhou, X. Ren, X. Zhang, X. Wei, X. Ren, Y. Fan, Y. Yao, Y. Zhang, Y. Wan, Y. Chu, Y. Liu, Z. Cui, Z. Zhang, and Z. Fan. Qwen2 technical report. *arXiv preprint arXiv:2407.10671*, 2024.
- [61] A. Yang, B. Yang, B. Zhang, B. Hui, B. Zheng, B. Yu, C. Li, D. Liu, F. Huang, H. Wei, H. Lin, J. Yang, J. Tu, J. Zhang, J. Yang, J. Yang, J. Zhou, J. Lin, K. Dang, K. Lu, K. Bao, K. Yang, L. Yu, M. Li, M. Xue, P. Zhang, Q. Zhu, R. Men, R. Lin, T. Li, T. Xia, X. Ren, X. Ren, Y. Fan, Y. Su, Y. Zhang, Y. Wan, Y. Liu, Z. Cui, Z. Zhang, and Z. Qiu. Qwen2.5 technical report. *arXiv preprint arXiv:2412.15115*, 2024.

- [62] M. Yang, M. Zhou, M. Kalander, Z. Huang, and I. King. Discrete-time temporal network embedding via implicit hierarchical learning in hyperbolic space. In *Proceedings of the 27th ACM SIGKDD Conference on Knowledge Discovery & Data Mining*, pages 1975–1985, 2021.
- [63] R. Ye, C. Zhang, R. Wang, S. Xu, and Y. Zhang. Language is all a graph needs. *arXiv preprint arXiv:2308.07134*, 2023.
- [64] J. You, T. Du, and J. Leskovec. Roland: graph learning framework for dynamic graphs. In *Proceedings of the 28th ACM SIGKDD conference on knowledge discovery and data mining*, pages 2358–2366, 2022.
- [65] L. Yu, L. Sun, B. Du, and W. Lv. Towards better dynamic graph learning: New architecture and unified library. *Advances in Neural Information Processing Systems*, 36:67686–67700, 2023.
- [66] X. Zhang, Y. Wang, X. Wang, and M. Zhang. Efficient neural common neighbor for temporal graph link prediction. *arXiv preprint arXiv:2406.07926*, 2024.
- [67] Z. Zhang, X. Wang, Z. Zhang, H. Li, Y. Qin, and W. Zhu. Llm4dyg: can large language models solve spatial-temporal problems on dynamic graphs? In *Proceedings of the 30th ACM SIGKDD Conference on Knowledge Discovery and Data Mining*, pages 4350–4361, 2024.
- [68] H. Zhao, Z. Wang, X. Wang, Y. Ma, Y. Lai, Z. Lin, Y. Zhang, and X. Cheng. Explainability for large language models: A survey. *ACM Transactions on Intelligent Systems and Technology*, 15(2):20:1–20:38, 2024.
- [69] Z. Zheng and A. K. Bashir. Graph-enabled intelligent vehicular network data processing. *IEEE Transactions on Intelligent Transportation Systems*, 23(5):4726–4735, 2022.

A Limitations

First, the process of converting temporal graphs into textual representations is inherently constrained by the context window size of the underlying LLM. Given that the context window of LLMs are often limited to around 32k (small models) or 128k (larger models) for common open-source models such as Qwen [61, 60], it is not feasible to use entire temporal graphs with millions of edges as input. TGTalker is designed with this limitation in mind where we provide recent edges to the LLM in the input prompt. However, this strategy may overlook long-range dependencies[19], which may lead to lower performance on datasets where relevant links span longer durations. Second, TGTalker is a framework for adapting LLMs for predictions on temporal graphs. Thus, the speed and efficiency of TGTalker are inherently tied to the characteristics of the base LLM model it employs. In addition, the choice of the base model affects link prediction performance as well as the explanations generated. Therefore, more LLM base models can be explored for evaluation as well.

B Broader Impact

Impact on Temporal Graph Learning. As the first work to demonstrate the effectiveness of LLM on real world temporal graph predictions, we expect TGTalker to raise significant discussion in the community and spark future work that continue to explore the use of LLM for TGL, with TGTalker serving as a solid foundation for more advanced and specific works to follow. As shown in experiments, the link explanations provided by TGTalker can also contribute to future efforts on explainability in this field. More broadly, the advancement in temporal graph learning can be translated to improvements in recommendation systems, epidemic modeling, biological network analysis and more. As such, improving the modeling and analysis of such data opens up a promising avenue for innovation.

Potential Negative Impact. It is well-known that LLMs can hallucinate and provide unreliable explanations [28, 39]. As TGTalker framework utilizes pre-trained LLM, any hallucination or errors from the base LLM might also affect the output from TGTalker. Therefore, practitioners should be aware of the limitations of LLMs when adapting TGTalker. In addition, if the link explanation categories become widely-used in the field, it might limit novel categories to be discovered. We also expect that with novel temporal networks, more explanation categories will be discovered as LLMs adapts to different link patterns.

C Model Explanations

Here we provide further details on the temporal link explanations generated by LLMs. Table 4 presents all ten categories of explanations along with their corresponding descriptions. The ‘Other’ category is left open for the LLM to propose novel categories if desired. Figure 4 illustrates the distribution of explanations generated by Qwen2.5-7B, highlighting the model’s preference for the *Repeated Interaction Pattern* category. Example explanations from Llama3-8B-instruct, GPT-4.1-mini, and Qwen2.5-7B are shown in Table 5, Table 7, and Table 6, respectively. Notably, Llama3-8B-instruct omits explanations in certain categories such as ‘Ambiguous Candidates’ and exhibits hallucinations in the ‘Default or Most Common Node’ category. Similarly, Qwen2.5-7B often misclassifies its ‘Default’ hallucinations, which more accurately reflect ‘Lack of Data’ descriptions.

D Compute Resources

For our experiments, we used the following compute resources. The TGTalker (LLM experiments) were conducted on a single NVIDIA A100-SXM4 GPU (80GB memory) paired with 4 AMD Milan 7413 CPU nodes (2.65 GHz, 128MB L3 cache), each equipped with 128GB RAM. For CTDGs and DTDGs experiments, we used a Quadro RTX 8000 GPU paired with 4 CPU nodes, each with 64GB RAM. Each experiment had a five-day time limit and was repeated five times, with results reported as averages and standard deviations across runs. For GPT-4o-mini and GPT-4.1-mini experiments, we used OpenAI’s batch processing API <https://platform.openai.com/docs/guides/batch>. Aside from methods based on PyTorch Geometric, several baseline models—tested using their

Table 5: Full Examples of ‘GPT-4.1-mini’ explanations for each category.

Category Description	GPT-4.1-mini Example
Most Recent Interaction: The model predicts the destination node as the one with which the source node had its most recent interaction before (or closest to) the given timestamp.	Given the past interactions of Source Node 5124, it has had interactions only with Destination Node 9180 at timestamps 2129703 and 2218092. There is no evidence of any other destination node for this source node. Considering the latest timestamp 2249408 is close in temporal sequence to the previous interactions, the most likely destination node remains 9180.
Repeated Interaction Pattern: if a source node has repeatedly interacted with the same destination node at multiple timestamps, the model predicts that this pattern will continue.	The source node 415 has two past interactions, both with the destination node 9180 at timestamps 2129703 and 2218092. This indicates a strong and consistent pattern of interaction with the destination node 9180. The latest past interaction timestamp 2218092 is earlier than the query timestamp 2238574, so the pattern is likely to continue.
Most Frequent Past Destination: When multiple past interactions exist, the explanation chooses the destination node that appears most frequently in the interaction history.	Analyze the historical interactions for Source Node 4946 in the provided temporal graph data to identify any patterns or repeated Destination Nodes. Identify the most frequent Destination Nodes that 4946 has interacted with close to the query timestamp 2237653. Based on past interaction frequency and recency, predict the next likely Destination Node for Source Node 4946 at the given timestamp 2237653.
Pattern Continuation: The model infers the next likely destination by extrapolating from observed interaction patterns, even when the exact match isn’t present.	The interaction history of Source Node 969 shows edges from node 1546 to node 2093 at timestamps 5074383 and 5116440. There is no direct information about interactions involving Source Node 969 in the given temporal graph dataset. However, analyzing the dataset, node 1546 connected to node 2093 repeatedly suggests that node 2093 is a likely target for nodes connected with 1546, an adjacent node to 969 in the provided history. Given no other direct interactions for 969, the best estimate based on similar patterns is that 969 will interact with destination node 2093 at timestamp 7554157, consistent with historical interactions of the related node 1546.
Sequence or Alternation Logic: The model uses the order of interactions (e.g., alternating between nodes) to predict the next likely destination.	Given the provided temporal graph, we search for interactions involving Source Node 431. We observe multiple interactions from node 431 to destination nodes 2461 and 3662 at various times, e.g. (431, 2461, 9031465), (431, 3662, 9041425), (431, 3662, 9090133), (431, 2461, 9090545), (431, 3662, 9168862). This indicates that node 431 interacts mainly with nodes 2461 and 3662. Comparing the timestamp 9259228 to the latest interactions, the most recent interactions for node 431 are at timestamps 9168862 (to 3662) and 9168862 (approx) to 2461. Both are recent and close in time, and both destination nodes appear recurrently. Given that node 431 alternates between these two destination nodes, and there is no recent interaction indicating a new destination, the most likely next destination node at timestamp 9259228 is one of these two. Between 2461 and 3662: Given that there are slightly more occurrences of interactions to 3662, including one of the most recent timestamps (9168862), it is more likely the next interaction will also be to node 3662.
Default or Most Common Node: In the absence of a clear match, the explanation may default to the most common or logical node, or state that any node could be chosen.	Check the temporal graph for interactions involving Source Node 1741. None are found in the given data, so no direct pattern exists for this node. Examine the given past interactions of Source Node 1741: (1546, 2093, 5074383) and (1546, 2093, 5116440). These involve Source Node 1546 connecting to Destination Node 2093, but Source Node 1741 itself is not involved. Possibly a misunderstanding or misstatement of data. Since no direct interactions for Source Node 1741 are present, and no pattern can be derived, we consider the most frequent Destination Node overall or a default prediction. The most frequent Destination Node connected to various sources in the temporal graph is 3692.
Lack of Data: When no clear pattern or sufficient data is available, the model defaults to a plausible guess, sometimes stating the lack of information.	The given past interactions for Source Node 1624 are (1546, 2093, 5074383) and (1546, 2093, 5116440). However, these are for Source Node 1546, not 1624. No interactions are shown in the provided temporal graph for node 1624, so we have no historical interactions for node 1624 to infer from.
New Node: The model infers that the next interaction might be with a new node that hasn’t appeared in the source node’s history, especially if all previous interactions are exhausted.	The ‘Source Node’ 997 is not present in the provided TEMPORAL GRAPH. Instead, the user mentioned past interactions with (1546, 2093) at lower timestamps, but these do not relate to ‘Source Node’ 997 directly in the current temporal graph data. Thus, we must infer based on the context: The ‘Source Node’ 997 likely behaves similarly to node 1546, as their historical interactions from the user mention are similar.
Ambiguous Candidates: The explanation discusses more than one plausible destination (e.g., similar timestamps), and may use additional heuristics to select among them.	Check the temporal graph for interactions where Source Node is 1543. Analyze the frequency and recency of destination nodes for Source Node 1543. The latest interactions for Source Node 1543 before timestamp 10383318 are (1543, 3115, 10286093) and (1543, 2539, 10286406). Among these, 3115 and 2539 are recent and likely candidates.
Others: Use this only if none of the above apply. Include a proposed new category name and brief justification in the required format.	Examine the provided past interactions for Source Node 2115. Both interactions are from node 6545 to 9180 at different timestamps. There’s no direct interaction from 2115 in the given data, but observing the pattern for 6545 might help. Check the temporal graph to see any interactions involving 2115. Since there’s no direct data on 2115 in the provided temporal graph, we look at the past interactions’ pattern for node 6545 to infer the destination node for 2115 at the given timestamp.

original code or the DyGLib repository—failed with out-of-memory or timeout errors on larger datasets, even under generous configurations.

E Dataset Details

In this work, we conduct experiments on `tgbl-wiki`, `Reddit`, `LastFM`, `UCI` and `Enron` datasets. These datasets span a variety of real-world domains, providing a broad testbed for evaluating temporal graph models.

- `Tgbl-wiki` [26] is a bipartite interaction network that captures temporal editing activity on Wikipedia over one month. The nodes represent Wikipedia pages and their editors, and the edges indicate timestamped edits. Each edge is a 172-dimensional LIWC feature vector derived from the edited text.

- **Reddit** [44] models user-subreddit posting behavior over one month. Nodes are users and subreddits, and edges represent posting requests made by users to subreddits, each associated with a timestamp. Each edge is also a 172-dimensional LIWC feature vector based on post contents.
- **LastFM** [44] is a bipartite user–item interaction graph where nodes represent users and songs. Edges indicate that a user listened to a particular song at a given time. The dataset includes 1000 users and the 1000 most-listened songs over a one-month period. It contains no node or edge attributes.
- **UCI** [44] is an anonymized online social network from the University of California, Irvine. Nodes represent students, and edges represent timestamped private messages exchanged within an online student community. The dataset does not contain node or edge attributes.
- **Enron** [44] is a temporal communication network that is based on email correspondence over a period of three years. Nodes represent employees of the ENRON energy company, while edges correspond to timestamped emails. The dataset does not include node or edge features.

Tgbl-wiki is obtained from the Temporal Graph Benchmark [26], where the dataset can be downloaded along with the package, see TGB website for details. Reddit, LastFM, UCI and Enron are obtained from [44] and can be downloaded at <https://zenodo.org/records/7213796#.Y8Qic0zMJB2>.

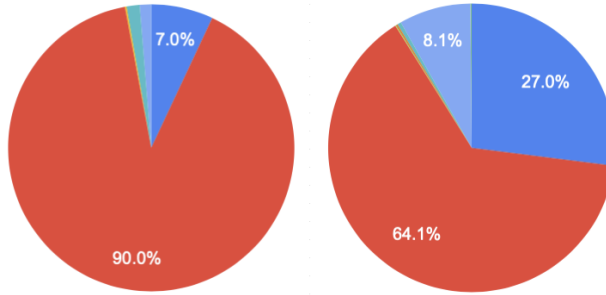


Figure 4: Explanation category composition plots for Qwen2.5-7B on tgbl-wiki and UCI datasets.

F Code and Model Access

Code for reproducing TGTalker is available at <https://anonymous.4open.science/r/TGTalker-668D>. We also attach our code in the supplementary materials as backup. We use various pre-trained LLMs in TGTalker. For reproducibility, the Hugging Face link to all the open-source LLMs are available below:

- Qwen3-1.7B: <https://huggingface.co/Qwen/Qwen3-1.7B>
- Qwen3-8B: <https://huggingface.co/Qwen/Qwen3-8B>
- Qwen2.5-7B-Instruct: <https://huggingface.co/Qwen/Qwen2.5-7B-Instruct>
- Mistral-7B-Instruct-v0.3: <https://huggingface.co/mistralai/Mistral-7B-Instruct-v0.3>
- Llama3-8B-instruct: <https://huggingface.co/meta-llama/Meta-Llama-3-8B-Instruct>

Table 6: Examples of Qwen2.5-7B explanations for each category.

Category Description	Qwen2.5-7B Example
Most Recent Interaction: The model predicts the destination node as the one with which the source node had its most recent interaction before (or closest to) the given timestamp.	I used the temporal graph provided to analyze the movement patterns between Node 775 and its recorded neighbors in the graph. Given that Node 775's movement has been predominately towards Node 8529, and aiming to predict next interaction's node, the Node 8529 is predicted as the most plausible neighbor based on past interactions.
Repeated Interaction Pattern: If a source node has repeatedly interacted with the same destination node at multiple timestamps, the model predicts that this pattern will continue.	I used the temporal graph provided to analyze the movement patterns between Node 7326, Node 400, and Node 2517. Based on previous interactions, I determined the two most frequent Destination Nodes for each Source Node. Therefore, my prediction for Node 7326 is 8491, and my prediction for Nodes 400 and 2517 is 8817 respectively.
Most Frequent Past Destination: When multiple past interactions exist, the explanation chooses the destination node that appears most frequently in the interaction history.	I predict that the most likely 'Destination Node' for 'Source Node' 2196 at 'Timestamp' 2220367 is '8471' because it has been connected to this node more frequently in the temporal graph observations. The adjacency relationships between these nodes is the key factor in my prediction.
Pattern Continuation: The model infers the next likely destination by extrapolating from observed interaction patterns, even when the exact match isn't present.	I predict that the most likely destination node for Source Node 1282 at Timestamp 7206287 is 3185 based on its previous interactions. It has visited two other nodes, 1285 and 2315, around 79 times in Temporal Graph. This visit distribution across these three nodes is discovered by revisiting the Temporal Graph which fits well with a triadic closure of nodes 1282, 1285 and 2315 and highlights potential strength of three nodes to communicate with each other, indicating that 1282 might be looking to create new connections. Therefore, considering the node co-occurrence, node strength and high triadic closure, I predict Render Tree to be the destination node of 1282 at Timestamp 7206287.
Sequence or Alternation Logic: The model uses the order of interactions (e.g., alternating between nodes) to predict the next likely destination.	I used the temporal graph provided to analyze the movement patterns between Node 775 and its recorded neighbors in the graph. Given that Node 775's movement pattern changes between Node 9180 and Node 8529, I predict Node 8529 as the most likely next destination because it represents a different pattern from the one represented by Node 9180.
Default or Most Common Node: In the absence of a clear match, the explanation may default to the most common or logical node, or state that any node could be chosen.	The only explanation generated in this category is a hallucination confounded with the <i>Lack of Data</i> category.
Lack of Data: When no clear pattern or sufficient data is available, the model defaults to a plausible guess, sometimes stating the lack of information.	I used the temporal graph provided to analyze the movement patterns between Node 312 and its recorded neighbors in the graph. Given that Node 390 has existed in previous time-steps but is not seen connected to Node 2032, it can be inferred that Nodes 390 and 2032 are not directly connected to one another at this point. Therefore, predicting a connection between 312 and 2032 might not be accurate, and choosing them as a destination could be a random guess without further context.
New Node: The model infers that the next interaction might be with a new node that hasn't appeared in the source node's history, especially if all previous interactions are exhausted.	I predict that the most likely destination node for Source Node 1285 at Timestamp 7198235 is 3213 based on its previous interactions. It has visited two other nodes, 1282 and 3547, around 7091387. Since 3213 is not discovered in these past interactions and its occurrence in Temporal Graph is less than these two nodes, I believe it has not been visited yet.
Ambiguous Candidates: The explanation discusses more than one plausible destination (e.g., similar timestamps), and may use additional heuristics to select among them.	No explanations fall within this category (None).
Others: Use this only if none of the above apply. Include a proposed new category name and brief justification in the required format.	I predict that the most likely destination node for Source Node 447 at Timestamp 7138932 is 3567 due to my analysis of the temporal graph data, in which Source Node 447 has not interacted with any other Node in the provided data. Since Temporal Graph Learning is based on historical patterns, historical data discovered in the past, and interactions between nodes over time, I predict that no further interaction is likely to occur. Please note that this prediction is based purely on the pattern of absence in the provided data and Temporal Graph Learning best practices, and not on any other external factors. This prediction should be taken as a stochastic exercise and may not be entirely accurate always.

Table 7: Examples of ‘Llama3-8B-instruct’ explanations for each category.

Category Description	Llama3-8B-instruct Example
Most Recent Interaction: The model predicts the destination node as the one with which the source node had its most recent interaction before (or closest to) the given timestamp.	The source node 131 has a past interaction with destination node 220, which is a relatively strong signal. Since there is no other strong signal in the data, I predict that the most likely destination node for source node 131 at timestamp 94823623 is node 276, which is the node that is closest to node 220 in the graph.
Repeated Interaction Pattern: If a source node has repeatedly interacted with the same destination node at multiple timestamps, the model predicts that this pattern will continue.	The temporal graph model learns patterns and relationships based on the past interactions. When we look at the past interactions for ‘Source Node’ 6, we see that it typically interacts with nodes 237 and 314. Considering the timestamp 94969339, it’s possible that the pattern of interactions is maintained, and the most likely destination node for ‘Source Node’ 6 would be ‘Node 314’. However, please note that this prediction is based on a limited set of past interactions and may not generalize to all possible future interactions.
Most Frequent Past Destination: When multiple past interactions exist, the explanation chooses the destination node that appears most frequently in the interaction history.	Based on the given temporal graph, which includes multiple interactions across different timestamps, I can see that ‘Source Node’ 147 has a history of interactions with several nodes, including 280, 293, 314, and 367. The predicted timestamp (95227379) is in the same time range as the majority of interactions. Therefore, I predict that the most likely ‘Destination Node’ for ‘Source Node’ 147 at ‘Timestamp’ 95227379 is node 367, given that this node has a high frequency of interactions with node 147 in the past.
Pattern Continuation: The model infers the next likely destination by extrapolating from observed interaction patterns, even when the exact match isn’t present.	The temporal graph model learns to predict the likelihood of a future interaction based on past interactions. Since ‘Source Node’ 117 has only two past interactions, both with ‘Destination Node’ 64, which is not present in the general interaction list, it’s difficult to determine a pattern or relationship. However, the closest pair to ‘Source Node’ 117 is ‘Source Node’ 125 with a time difference of 18, and its closest pair is a repetition of the same interaction. Therefore, I predicted ‘Destination Node’ 299 as it is similar in structure to the past interaction of ‘Source Node’ 125, even though it may not be the exact same node.
Sequence or Alternation Logic: The model uses the order of interactions (e.g., alternating between nodes) to predict the next likely destination.	No explanations fall within this category. (None)
Default or Most Common Node: In the absence of a clear match, the explanation may default to the most common or logical node, or state that any node could be chosen.	The only explanation in this category is a hallucination.
Lack of Data: When no clear pattern or sufficient data is available, the model defaults to a plausible guess, sometimes stating the lack of information.	Unfortunately, since there is no past interaction data available for ‘Source Node’ 2134, I cannot provide a reliable prediction. The graph learning model relies heavily on past interactions to make predictions, so without any relevant data, it’s challenging to make an accurate prediction. If more data was available, I could train the model to predict the most likely ‘Destination Node’ for ‘Source Node’ 2134 at ‘Timestamp’ 2479023.
New Node: The model infers that the next interaction might be with a new node that hasn’t appeared in the source node’s history, especially if all previous interactions are exhausted.	The source node 1546 is not available in the previous network as we moved to source node 1548. The name sequences of the source node may differ but all other procedures remain same.
Ambiguous Candidates: The explanation discusses more than one plausible destination (e.g., similar timestamps), and may use additional heuristics to select among them.	No explanations fall within this category. (None)
Others: Use this only if none of the above apply. Include a proposed new category name and brief justification in the required format.	Unfortunately, since you provided a random input with fake interactions, I don’t have enough real data to accurately predict the destination node. The interactions you provided have no existing pattern or correlation with any actual node or timestamp, so I would recommend trying with real data for a more accurate prediction.

G Ablation Study

Here we conduct ablation studies on the components of TGTalker. Table 8 shows the link prediction performance of the Qwen3.8b model with respect to *in context learning*, the number of *temporal neighbors*, and the size of the *background set* – as well as the performance of TGTalker with none of these components. Notably, the exclusion of temporal neighbours has a significant reduction in model performance – and the exclusion of all three components drastically nullifies the model’s

performance. This emphasizes the importance of extracting relevant structural information specific to the node of interest (i.e. the recent neighbours of the source node).

Table 8: Ablation Study Results for TGTalker with Qwen3.8b as base model where test MRR is reported.

Configuration	tgbl-wiki	Reddit
TGTalker (All components)	0.649	0.613
– w/o In Context Learning	0.645	0.612
– w/o Temporal Neighbours	0.322	0.122
– w/o Background Set	0.648	0.618
– with no components	0.008	0.002

In comparison, removing either the In-context learning and background set seems to have minor impact on the model performance. Their importance is however put forth by the drop in performance with no components. Table 9 offers more detailed insights into the effect of temporal neighbours. While the absence of such neighbours drastically plummets TGTalker’s performance, the increase in number of neighbours also has a strong positive effect.

Table 9: Ablation Study Results for TGTalker with Qwen3.8b on the number of temporal neighbors

Configuration	tgbl-wiki	Reddit
TGTalker (nbr = 2)	0.649	0.613
– Number of temporal neighbours = 0	0.322	0.122
– Number of temporal neighbours = 1	0.646	0.520
– Number of temporal neighbours = 5	0.652	0.635
– Number of temporal neighbours = 10	0.656	0.643