

# Rethinking Contrastive Learning in Session-based Recommendation

Xiaokun Zhang  
Dalian University of Technology  
Dalian, China  
dawnkun1993@gmail.com

Bo Xu  
Dalian University of Technology  
Dalian, China  
xubo@dlut.edu.cn

Fenglong Ma  
Pennsylvania State University  
State College, United States  
fenglong@psu.edu

Zhizheng Wang  
Dalian University of Technology  
Dalian, China  
wzz\_dllg@mail.dlut.edu.cn

Liang Yang  
Dalian University of Technology  
Dalian, China  
liang@dlut.edu.cn

Hongfei Lin\*  
Dalian University of Technology  
Dalian, China  
hflin@dlut.edu.cn

## ABSTRACT

Session-based recommendation aims to predict intents of anonymous users based on limited behaviors. With the ability in alleviating data sparsity, contrastive learning is prevailing in the task. However, we spot that existing contrastive learning based methods still suffer from three obstacles: (1) they overlook item-level sparsity and primarily focus on session-level sparsity; (2) they typically augment sessions using item IDs like crop, mask and reorder, failing to ensure the semantic consistency of augmented views; (3) they treat all positive-negative signals equally, without considering their varying utility. To this end, we propose a novel multi-modal adaptive contrastive learning framework called MACL for session-based recommendation. In MACL, a multi-modal augmentation is devised to generate semantically consistent views at both item and session levels by leveraging item multi-modal features. Besides, we present an adaptive contrastive loss that distinguishes varying contributions of positive-negative signals to improve self-supervised learning. Extensive experiments on three real-world datasets demonstrate the superiority of MACL over state-of-the-art methods.

## CCS CONCEPTS

• Information systems → Recommender systems.

## KEYWORDS

Session-based recommendation, Contrastive learning, Multi-modal augmentation, Adaptive contrastive loss.

## ACM Reference Format:

Xiaokun Zhang, Bo Xu, Fenglong Ma, Zhizheng Wang, Liang Yang, and Hongfei Lin. 2025. Rethinking Contrastive Learning in Session-based Recommendation. In *Proceedings of Make sure to enter the correct conference title from your rights confirmation email (arXiv)*. ACM, New York, NY, USA, 11 pages. <https://doi.org/10.1145/nnnnnnnn.nnnnnnnn>

\*Corresponding Author.

Permission to make digital or hard copies of all or part of this work for personal or classroom use is granted without fee provided that copies are not made or distributed for profit or commercial advantage and that copies bear this notice and the full citation on the first page. Copyrights for components of this work owned by others than ACM must be honored. Abstracting with credit is permitted. To copy otherwise, or republish, to post on servers or to redistribute to lists, requires prior specific permission and/or a fee. Request permissions from [permissions@acm.org](mailto:permissions@acm.org).  
arXiv, June, 2025.

© 2025 Association for Computing Machinery.  
ACM ISBN 978-x-xxxx-xxxx-x/YY/MM...\$15.00  
<https://doi.org/10.1145/nnnnnnnn.nnnnnnnn>

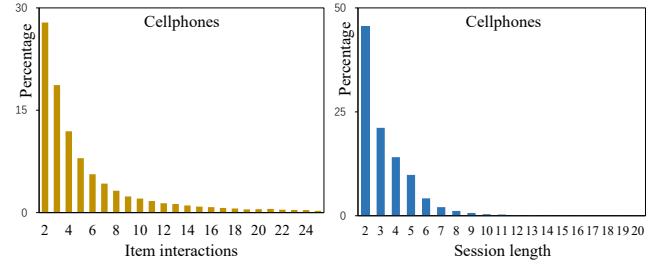


Figure 1: Data sparsity existing in SBR: (a) item-level long-tail items; (b) session-level short sessions.

## 1 INTRODUCTION

Session-based Recommendation (SBR) focuses on predicting the intents of anonymous users based on limited behavioral data [8, 40]. Unlike traditional recommender systems that require users' profiles and long-term behaviors, SBR can provide personalized services based solely on limited behaviors observed within a short period, typically referred to as a session. This characteristic makes SBR suitable for practical scenarios where long-term user behaviors are either unavailable due to privacy policies or simply not recorded. Owing to its significant practical value, SBR has gained considerable attention in both academia and industry [13, 15]. In the mean time, SBR encounters intractable challenges due to inherent data sparsity issues [12, 29, 31]. Firstly, SBR is confronted with the problem of *long-tail items* (i.e., **item-level sparsity**). As shown in Figure 1 (a), with a vast number of items available, users tend to interact with only a small fraction of them, resulting in a large number of long-tail items with extremely sparse interactions. The sparsity of long-tail items makes it challenging to accurately access user interest, consequently leading to a decline in recommendation performance [31]. Secondly, SBR is susceptible to *short sessions* (i.e., **session-level sparsity**). As illustrated in Figure 1 (b), a typical session consists of only a few items, often fewer than five. Clearly, inferring user intents from such limited information is nontrivial [30, 40]. These data sparsity issues serve as major bottlenecks that hinder the effectiveness of SBR in practice.

Contrastive Learning (CL), which involves data augmentation to enrich data and uses a contrastive loss for self-supervised learning, has shown promising results in mitigating data sparsity [2]. Consequently, recent methods commonly employ CL to address the

issue in SBR [30]. These approaches typically apply random operations, such as crop, mask and reorder, to augment sessions based on item IDs. They assume that the augmented views retain similar semantics, allowing them to leverage CL for session embeddings enhancement by bringing positives together and pushing negatives apart. Through data enrichment and self-supervised learning, CL-based methods achieve improvements in SBR.

However, existing solutions of contrastive learning in SBR still suffer from following three significant obstacles:

**Gap 1** There is a lack of explicit efforts to address **item-level sparsity**. Current CL-based methods primarily focus on augmenting sessions via disturbing item ID sequences, but they overlook the issue of item-level sparsity. In fact, an individual item ID is hard to augment, leading to the failure of current methods in performing *data augmentation at the item level*. By disregarding long-tail items, these methods fail to achieve satisfactory performance in practical scenarios.

**Gap 2** For **session-level sparsity**, augmentation methods of CL-based models predominantly rely on item IDs with random operations. However, item IDs merely serve as symbolic identifications and do not capture item specific semantics, like style and color. Consequently, relying on augmenting item IDs alone, these methods fail to ensure the *semantic consistency of augmented views*, thereby resulting in limited effectiveness in session-level augmentation.

**Gap 3** In contrastive learning, distinct positive-negative pairs exhibit **varying utility** in terms of their impact on model performance [11]. Current methods overlook the differentiation between informative and uninformative signals, which significantly hampers effective self-supervised learning.

To address these issues, we propose a novel framework Multi-modal Adaptive Contrastive Learning (MACL) for session-based recommendation. In MACL, a **multi-modal augmentation** is devised to achieve semantically consistent augmentations at both item and session levels. Unlike underrepresented item IDs, item multi-modal features (e.g., images and text) contain rich semantics and can be augmented using various techniques from the computer vision (CV) and natural language processing (NLP) domains. As a result, we incorporate multi-modal features into both item- and session-level augmentations. For item-level augmentation, instead of relying on item IDs, we use item multi-modal features as additional signals for data augmentation. Specifically, we employ augmentation techniques from the CV and NLP to process an item’s multi-modal features, achieving item-level augmentation (**Gap 1**). The selected augmentation techniques are designed to preserve the item’s original semantics during the augmentation, guaranteeing the semantic consistency of data augmentation. For session-level augmentation, we apply the augmented technique to all items within a session, forming an augmented session. Since the augmentation techniques maintain item semantics, the augmented session and its anchor session share consistent semantics, thereby ensuring semantically consistent augmentations at the session level (**Gap 2**). In addition, we present an **adaptive contrastive loss** to handle the varying utility of positive-negative signals (**Gap 3**). Unlike existing methods that assign the same weight to all positive-negative signals [6, 30], our proposed adaptive contrastive loss evaluates the contribution of each signal on model performance using a simple yet effective neural network. Accordingly,

this adaptive approach automatically highlights informative signals and diminishes uninformative ones during training, thereby facilitating effective self-supervised learning. Ultimately, we integrate user intent prediction and self-supervised tasks to enhance MACL. In summary, the main contributions of our work are listed as follows:

- We scrutinize CL-based methods in SBR and identify their limitations including inability to handle item-level sparsity, corrupt data augmentation and failure in distinguishing varying utility of contrastive signals.
- We propose a novel MACL to overcome the above issues for SBR. In MACL, a multi-modal augmentation is devised to generate semantically consistent augmented views for both items and sessions. Besides, an adaptive contrastive loss is presented to reformulate the contrastive loss function by exploring the varying utility of contrastive signals.
- Extensive experiments conducted on three real-world datasets demonstrate the superiority of MACL over state-of-the-art baselines. Further analysis also confirms the effectiveness of MACL in tackling data sparsity issues of SBR.

## 2 REVISITING CL IN SBR

Contrastive Learning (CL) has been a potent antidote to session-level sparsity in SBR [6, 30]. In this part, we revisit existing CL-based methods in SBR from their two key components: data augmentation and contrastive loss.

### 2.1 Data Augmentation

Data augmentation plays a crucial role in CL since the models rely on it to enrich data. Existing operations are listed as follows:

**Crop** randomly crops continuous items in a sequence [30, 43].

**Mask** randomly masks a portion of items in a sequence (without considering item order) [30].

**Reorder** randomly shuffles some items in a sequence [6, 30].

**Substitute** or **Insert** randomly replaces or inserts some correlated items in a sequence. The correlation between items is determined by co-occurrence frequency [17].

**Dropout** inputs embeddings into distinct dropout layers and outputs are assumed to be semantically similar [19].

**Retrieval** views sessions sharing same label as positives [14, 19].

**Relation Mapping** examines data relations from different perspectives, and embeddings learned from these perspectives are viewed as augmented views [25, 28, 29].

Existing methods, while attempting to enrich the data, do not guarantee semantically consistent augmentations. As depicted in Figure 2(a), commonly used augmentation techniques can easily corrupt session semantics. For example, Crop and Mask operations may remove crucial items (like the iPhone), which can hinder the recommendation of related items (i.e., accessories). Reorder can distort sequential patterns, as users often purchase cellphones before accessories. Substitute and Insert may introduce noise as they rely on weak item correlations. Dropout, due to its high randomness, does not ensure semantic similarity either. Retrieval-based augmentation has a rigid rule, which limits its ability to generate augmented views for certain instances. Relation Mapping requires extensive



Figure 2: (a) Corrupt data augmentation operations; (b) Various utility of contrastive signals.

knowledge to pre-define relations, which severely restricts its applicability. To address these limitations, we propose a multi-modal augmentation that leverages item multi-modal features with rich semantics to conduct robust data augmentation.

## 2.2 Contrastive Loss

Given an anchor  $\mathbf{r}$ , its positive  $\mathbf{r}^+$  and negatives  $\mathbf{r}^- = \{\mathbf{r}_1^-, \mathbf{r}_2^-, \dots, \mathbf{r}_N^-\}$ , CL-based methods [14, 17, 28, 30] improve representations by bringing positives close while pushing negatives apart as follows:

$$\mathcal{L}_{con} = - \sum \mathcal{L}_r = - \sum \frac{\langle \mathbf{r}, \mathbf{r}^+ \rangle}{\sum_k \langle \mathbf{r}, \mathbf{r}_k^- \rangle}, \quad (1)$$

where  $\langle \cdot, \cdot \rangle$  is similarity function. In Eq.(1), every positive-negative signal  $\{\mathbf{r}, \mathbf{r}^+, \mathbf{r}^-\}$  is assumed to contribute equally for CL. However, as depicted in Figure 2 (b), distinct positive-negative signals possess distinct quality, as Set I apparently is better than Set II. In this work, we propose an adaptive contrastive loss to reweight contrastive signals by evaluating their utility to model performance for effective self-supervised learning.

## 3 PRELIMINARIES

### 3.1 Problem Formulation

Let  $x_i \in \mathcal{I}$  denote an item, where  $\mathcal{I}$  is the unique item set and  $|\mathcal{I}| = n$  is the number of items. Normally, a user evaluates an item based on its multi-modal features displayed on the website, including item image  $x_i^{img}$  and description text  $x_i^{txt}$ . Notably, these features contain rich semantic information about an item, such as style, color, and size. The  $\mathcal{S} = [x_1, x_2, \dots, x_m]$  signifies a session produced by an anonymous user within a short period, where  $x_i \in \mathcal{I}$  and  $m$  is the session length. SBR aims to predict the next interacted item  $x_{m+1}$  based on  $\mathcal{S}$ .

### 3.2 Representation Initialization

For an item  $x_i$ , we can portray it from multiple perspectives like item ID  $x_i^{ID}$  indicating item co-occurrence relations, item image  $x_i^{img}$  and text  $x_i^{txt}$  signifying its semantic information. Obviously, we should initialize such various information to serve as inputs for neural networks.

**ID embedding.** Similar as conventional methods [13, 22, 27], we obtain an item ID embedding  $\mathbf{e}_i^{id} \in \mathbb{R}^d$  associated with its ID  $x_i^{ID}$  based on a look-up embedding layer  $\text{idEmb}(\cdot)$  via,

$$\mathbf{e}_i^{id} = \text{idEmb}(x_i^{ID}). \quad (2)$$

**Image embedding.** The GoogLeNet [23] is effective in extracting semantics from images. Thus, we apply it to obtain image embedding  $\mathbf{e}_i^{img} \in \mathbb{R}^d$  from item image  $x_i^{img}$  via,

$$\mathbf{e}_i^{img} = \text{imgEmb}(x_i^{img}), \quad (3)$$

where  $\text{imgEmb}(\cdot)$  is the GoogLeNet model pre-trained on a large number of images.

**Text embedding.** Due to its powerful ability to encode text, BERT [5] is employed to learn text embedding  $\mathbf{e}_i^{txt} \in \mathbb{R}^d$  from item description text  $x_i^{txt}$  via,

$$\mathbf{e}_i^{txt} = \text{textEmb}(x_i^{txt}), \quad (4)$$

where  $\text{textEmb}(\cdot)$  denotes the BERT model pre-trained on large text corpus.

## 4 METHODOLOGY

In this section, we will elaborate on the proposed MACL which is illustrated in Figure 3. We first formulate the recommendation task based on item and session embedding learning in the *intent prediction*. The *multi-modal augmentation* is then devised to obtain augmented views with consistent semantics at both item and session levels by leveraging item multi-modal features. Afterward, we present an *adaptive contrastive loss* to distinguish informative signals from uninformative ones for effective contrastive learning. Finally, we improve MACL by jointly optimizing intent prediction and self-supervised learning in the *training and inferring*.

### 4.1 Intent Prediction

SBR aims to reveal the intents of an anonymous user based on her limited behaviors within a session. With powerful representation ability, prevailing neural models for SBR focus on learning item and session embeddings and formulate a recommendation list by evaluating their similarity. In this part, we will detail the learning of item and session embedding and the formulation of the recommendation list in MACL.

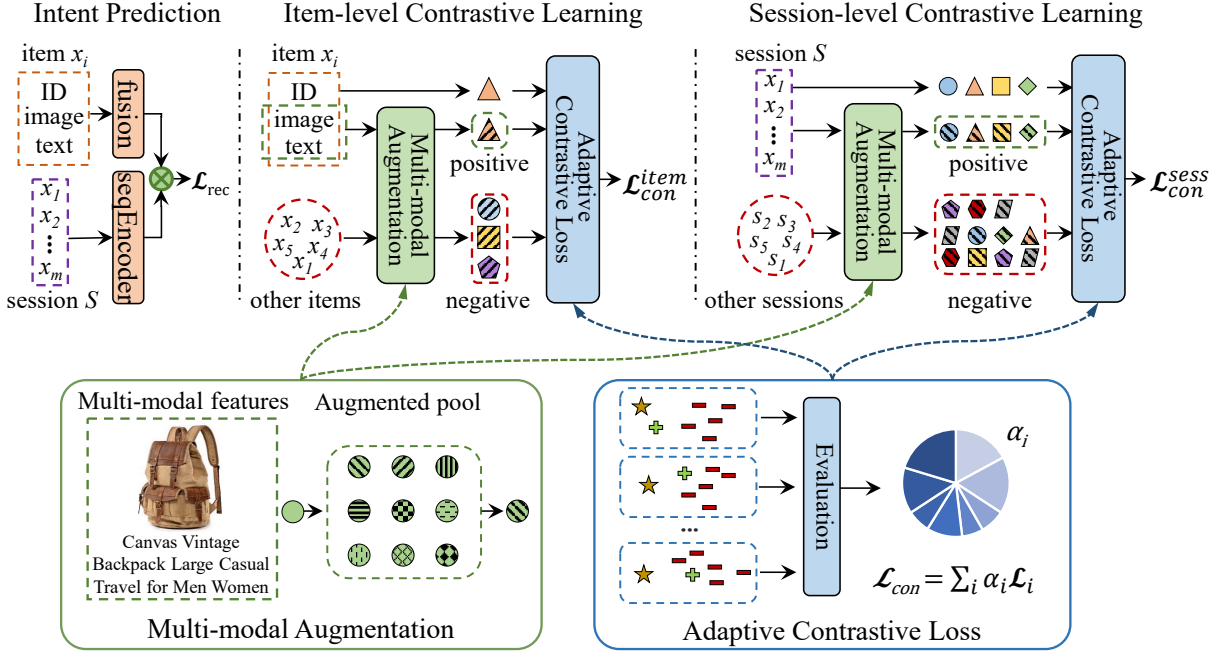
**4.1.1 Item embedding learning.** Normally, a user decides whether to interact with an item after evaluating its multi-modal features displayed on the website like item image and description text [36, 37, 39]. Thus, besides item ID, we also incorporate the image and text to represent an item. A fusion network is developed to merge such information for comprehensive item representations. Formally, based on embeddings of item ID  $\mathbf{e}_i^{id}$ , image  $\mathbf{e}_i^{img}$  and text  $\mathbf{e}_i^{txt}$ , we represent an item as follows:

$$\mathbf{e}_i = \mathbf{e}_i^{id} + \mathbf{g}_1 \odot \mathbf{e}_i^{img} + \mathbf{g}_2 \odot \mathbf{e}_i^{txt}, \quad (5)$$

$$\mathbf{g}_1 = \tanh(\mathbf{W}_1 \mathbf{m} + \mathbf{W}_2 \mathbf{e}_i^{img}), \quad (6)$$

$$\mathbf{g}_2 = \tanh(\mathbf{W}_3 \mathbf{m} + \mathbf{W}_4 \mathbf{e}_i^{txt}), \quad (7)$$

$$\mathbf{m} = \mathbf{W}[\mathbf{e}_i^{id}; \mathbf{e}_i^{img}; \mathbf{e}_i^{txt}], \quad (8)$$



**Figure 3: The graphical architecture of MACL.** Intent prediction provides recommendations based on item and session embeddings. We solve item-level and session-level sparsity via item-level and session-level contrastive learning respectively. A multi-modal augmentation is devised to obtain semantically consistent augmented views based on item multi-modal features for both item and session augmentation. An adaptive contrastive loss is then presented to reformulate item and session-level contrastive loss via evaluating the varying utility of contrastive signals. (Best viewed in color)

where  $\mathbf{W} \in \mathbb{R}^{d \times 3d}$ ,  $\mathbf{W}_* \in \mathbb{R}^{d \times d}$  are learnable parameters,  $\odot$  is element-wise product,  $\tanh(*)$  is activate function and  $[:, ]$  is concatenation operation.  $\mathbf{m}$  integrates with various information and is used to guide the information fusing next.  $\mathbf{e}_i \in \mathbb{R}^d$  is the comprehensive item embedding for an item  $x_i$ . Note that considering the intrinsic heterogeneity of these features, the gating operation is utilized in the fusion network to facilitate information fusion.

**4.1.2 Session embedding learning.** Due to its high efficiency, self-attention is a popular choice in modeling user sequential behaviors [10, 16, 22]. In this work, we employ representative SASRec [10] as the sequence encoder to learn session embeddings. Formally, given a session  $[e_1, e_2, \dots, e_m]$ , we obtain its embedding  $\mathbf{s} \in \mathbb{R}^d$  as follows:

$$\mathbf{s} = \text{seqEncoder}([\mathbf{e}_1, \mathbf{e}_2, \dots, \mathbf{e}_m]), \quad (9)$$

where  $\text{seqEncoder}(\cdot)$  applies SASRec architecture to mine users' intents from their sequential behaviors. Note that, our MACL has no restrictions on sequence encoder, thus various models can be adopted here to handle sessions.

**4.1.3 Recommendation.** Based on learned item embedding  $\mathbf{e}_i$  and session embedding  $\mathbf{s}$ , we can define the probability an anonymous user interacts with the item as follows,

$$y_i = \text{softmax}(\mathbf{e}_i \mathbf{s}). \quad (10)$$

The cross-entropy is then employed to formulate the loss of recommendation task as follows,

$$\mathcal{L}_{rec} = - \sum_{i=1}^n p_i \log(y_i) + (1 - p_i) \log(1 - y_i), \quad (11)$$

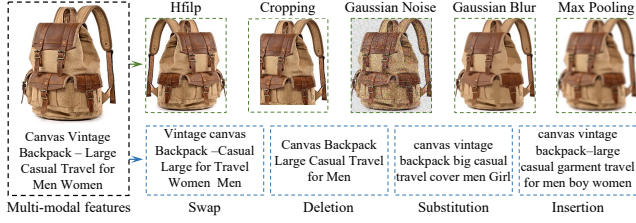
where  $p_i$  is the ground-truth distribution of item  $x_i$ .

## 4.2 Multi-modal Augmentation

Considering that there are two kinds of data sparsity in SBR, *i.e.*, item-level long-tail items and session-level short sessions, we enrich data from item- and session-level simultaneously in this work. As discussed in previous sections, due to the absence of understanding of item semantics, the existing augmentation methods for sequences [6, 30, 43] are unable to ensure the semantic consistency of augmented views, impeding effective data enrichment. Fortunately, item multi-modal features like image and text contain rich semantic information, *e.g.*, color, size, and so on. Accordingly, we propose a multi-modal augmentation to obtain augmented views via leveraging these multi-modal features, which can fulfill robust data augmentation for items and sessions.

**4.2.1 Item-level augmentation.** For an item, its semantic information is implicated in its image and text. Besides, some augmented techniques in Computer Vision (CV) and Natural Language Processing (NLP) can augment images and text while preserving their semantics [2]. Thus, we augment item images and text with the help of these methods which are illustrated in Figure 4 for convenient comprehension.





**Figure 4: Multi-modal augmentation at item level.** For an item, we employ augmentation techniques from CV and NLP to process its multimodal features, e.g., image and text, for item-level augmentation.

For **images**, the following techniques are selected as augmentation methods: (1) Hflip horizontally flips images; (2) Cropping randomly removes a portion of the columns and rows of pixels at the side in images; (3) Gaussian Noise adds noise with Gaussian distribution to images; (4) Gaussian Blur blurs images with a Gaussian kernel; and (5) Max Pooling applies max pooling to handle images. As to description **text**, we rely on the following techniques to conduct data augmentation: (6) Swap randomly swaps some words in the text; (7) Deletion randomly deletes a few words in the text; (8) Substitution randomly substitutes words based on word similarity determined by BERT [5] embedding; and (9) Insertion randomly inserts words by BERT embedding similarity. Based on aforementioned augmented techniques, an augmented pool  $\mathcal{A}$  is created, i.e.,  $\mathcal{A} = \{\text{Hflip, Cropping, Gaussian Noise, Gaussian Blur, Max Pooling, Swap, Deletion, Substitution, Insertion}\}$ . After that, for an item  $x_i$ , an augmented technique  $a$  is randomly selected from  $\mathcal{A}$ , i.e.,  $a \in \mathcal{A}$ . And, the selected  $a$  is used to obtain an augmented view  $x_i^+$  of the item. According to the type of  $x_i^+$ , image or text, we can obtain the positive embedding  $\mathbf{e}_i^+ \in \mathbb{R}^d$  as follows,

$$\mathbf{e}_i^+ = \begin{cases} \text{imgEmb}(x_i^+), & \text{if } x_i^+ \text{ is an image,} \\ \text{txtEmb}(x_i^+), & \text{if } x_i^+ \text{ is text.} \end{cases} \quad (12)$$

For **item negatives**, we randomly choose  $M$  items, process them with  $a$ , and obtain  $M$  negative embeddings  $\mathbf{e}_i^- = \{\mathbf{e}_{i,1}^-, \mathbf{e}_{i,2}^-, \dots, \mathbf{e}_{i,M}^-\}$  by  $\text{imgEmb}(\cdot)$  or  $\text{txtEmb}(\cdot)$ , where  $\mathbf{e}_{i,k}^- \in \mathbb{R}^d$ . Note that, to enhance the diversity of data augmentation, different items may be augmented by distinct techniques from  $\mathcal{A}$ . Besides, for an item and its negatives, we employ the same augmented technique, which can ensure that the positive and negatives are located in the same space. In addition, we carefully select augmented techniques that can preserve an item's original semantics to build the augmented pool. As a result, the generated views hold consistent semantics, which can guarantee the acquisition of robust item augmentation and support effective item-level sparsity handling.

**4.2.2 Session-level augmentation.** For a session  $\mathcal{S} = [x_1, x_2, \dots, x_m]$ , users' intents hide behind the items they have interacted with. As shown in the top right part of Figure 3, based on the augmented pool  $\mathcal{A}$ , a technique  $c$  is randomly selected to augment all items in  $\mathcal{S}$ . Accordingly, we can obtain an augmented session  $\mathcal{S}^+ = [x_1^+, x_2^+, \dots, x_m^+]$ , where  $x_i^+$  is augmented by  $c$ . Depending on the type of  $x_i^+$ , i.e., image or text, we represent it with  $\text{imgEmb}(\cdot)$  or  $\text{txtEmb}(\cdot)$  and get

item embedding sequence  $[\mathbf{e}_1^+, \mathbf{e}_2^+, \dots, \mathbf{e}_m^+]$ . Afterward, we input this sequence into the sequence encoder and obtain the positive session embedding  $\mathbf{s}^+ \in \mathbb{R}^d$  as follows:

$$\mathbf{s}^+ = \text{seqEncoder}([\mathbf{e}_1^+, \mathbf{e}_2^+, \dots, \mathbf{e}_m^+]). \quad (13)$$

As to **session negatives**, we process other sessions in the same batch with  $c$ , represent items in these generated sessions via  $\text{imgEmb}(\cdot)$  or  $\text{txtEmb}(\cdot)$ , and obtain multiple negative session embeddings  $\mathbf{s}^- = \{\mathbf{s}_1^-, \mathbf{s}_2^-, \dots, \mathbf{s}_{N-1}^-\}$  by the sequence encoder, where  $N$  is the batch size in model training. Similar to item-level augmentation, different sessions could be augmented by distinct techniques, and we employ the same augmented technique to augment a session and its negatives. Instead of relying on dull item ID as in conventional methods [6, 30, 43], our multi-modal augmentation augments sessions by leveraging item multi-modal features with rich semantics. Given that every corresponding token in the anchor session and positive session holds consistent semantics, the proposed method ensures the semantic consistency of augmented sessions, contributing to tackling session-level sparsity.

### 4.3 Adaptive Contrastive Loss

We have learned positive-negative signals at both item and session levels, i.e.,  $\{\mathbf{e}_i, \mathbf{e}_i^+, \mathbf{e}_i^-\}$  and  $\{\mathbf{s}_i, \mathbf{s}_i^+, \mathbf{s}_i^-\}$ . As discussed before, conventional methods [30, 43] as in Eq.(1) are unable to distinguish signals' utility, failing to achieve effective self-supervised learning. To handle this issue, we proposed an adaptive contrastive loss to reformulate item-level contrastive loss (the same process for session level) as follows,

$$\mathcal{L}_{con}^{item} = - \sum \alpha_i \frac{\langle \mathbf{e}_i, \mathbf{e}_i^+ \rangle}{\sum_k \langle \mathbf{e}_i, \mathbf{e}_{i,k}^- \rangle}, \quad (14)$$

where cosine distance is used as similarity function  $\langle \cdot, \cdot \rangle$ , and a weight  $\alpha_i$  is assigned to each signal set to highlight informative signals while downplaying uninformative ones. Obviously,  $\alpha_i$  should be determined based on the utility of signal set  $\{\mathbf{e}_i, \mathbf{e}_i^+, \mathbf{e}_i^-\}$ . For efficiency and effectiveness, we apply MLP to obtain  $\alpha_i$  as follows,

$$\alpha_i = \text{MLP}_1([\mathbf{e}_i; \mathbf{e}_i^+; \bar{\mathbf{e}}_i^-]), \quad (15)$$

where  $\bar{\mathbf{e}}_i^- = \frac{1}{M} \sum_{k=1}^M \mathbf{e}_{i,k}^-$ , and  $\text{MLP}_1$  is a feed-forward neural network with two hidden layers. Note that, we choose a neural network to determine  $\alpha_i$  because: (1) its parameters are updated based on model performance, which can evaluate the contribution of contrastive signals on the model; (2) it can adaptively distinguish informative signals from uninformative ones based on their unique embeddings. Likewise, for the session level, we can implement the adaptive contrastive loss to it as follows,

$$\mathcal{L}_{con}^{sess} = - \sum \beta_i \frac{\langle \mathbf{s}_i, \mathbf{s}_i^+ \rangle}{\sum_k \langle \mathbf{s}_i, \mathbf{s}_{i,k}^- \rangle}, \quad (16)$$

$$\beta_i = \text{MLP}_2([\mathbf{s}_i; \mathbf{s}_i^+; \bar{\mathbf{s}}_i^-]). \quad (17)$$

At last, the whole contrastive loss is constructed to jointly handle the item- and session-level sparsity as follows,

$$\mathcal{L}_{con} = \mathcal{L}_{con}^{item} + \mathcal{L}_{con}^{sess}. \quad (18)$$

**Table 1: Statistics of all datasets.**

Datasets	#item	#session	#interaction	avg.length	sparsity
Cellphones	10,213	46,259	142,228	3.07	99.97%
Grocery	7,877	48,040	165,365	3.44	99.96%
Instacart	12,616	52,926	500,131	9.45	99.93%

## 4.4 Training and Inferring

**4.4.1 Training phase.** In the training phase, to improve model performance, we optimize MACL under the joint supervision of recommendation and contrastive learning tasks as follows,

$$\mathcal{L} = \mathcal{L}_{rec} + \lambda \mathcal{L}_{con}, \quad (19)$$

where the  $\lambda$  is a constant controlling the strength of the contrastive learning task.

**4.4.2 Inferring phase.** At inferring phase, given a short session produced by an anonymous user ( $S = [x_1, x_2, \dots, x_m]$ ), we can infer the interacted probability of all items ( $y = [y_1, y_2, \dots, y_n]$ ) based on item embeddings and session embedding via Eq.(10). After that, we select the top- $k$  items based on their interacted probability to form the recommendation list as follows,

$$rec\_list = [x'_1, x'_2, \dots, x'_k], \quad (20)$$

where  $x'_i$  is a recommended item with top- $k$  predicted probability.

## 5 EXPERIMENTAL SETUP

### 5.1 Research Questions

We evaluate the performance of MACL through extensive experiments with the focus to answer the following research questions:

- **RQ1** Does the proposed MACL achieve better performance compared with state-of-the-art methods? (ref. Section 6.1)
- **RQ2** What’s the effect of the multi-modal augmentation? (ref. Section 6.2)
- **RQ3** What’s the effect of the adaptive contrastive loss? (ref. Section 6.3)
- **RQ4** How well do methods perform under data sparsity scenarios including item-level and session-level sparsity? (ref. Section 6.4-6.5)

### 5.2 Datasets and Preprocessing

In this work, we employ multiple public datasets to evaluate the performance of MACL and baselines including **Cellphones**, **Grocery**, and **Instacart**. The first two datasets are scratched from Amazon<sup>1</sup> and popular in SBR [10, 42, 43]. Following [42], in these datasets, user behaviors that happened within one day are formulated as a session. Instacart<sup>2</sup>, as a dataset on the Kaggle competition, contains 3 million transactions from more than 200,000 users. Similar to [18], we randomly take 20% transactions in Instacart as session data. Based on accessibility, the multi-modal features we incorporate in Cellphones and Grocery are item images and text, while using item text for Instacart. For all datasets, the last item in a session is used

<sup>1</sup><http://jmcauley.ucsd.edu/data/amazon/>

<sup>2</sup><https://www.kaggle.com/c/instacart-market-basket-analysis>

as the ground-truth label, and the other items are utilized to mine user intents. Following [13, 27], unpopular items appearing less than 5 times and inactive sessions with a length of 1 are eliminated. Note that, we retain unpopular items in Section 6.4 to examine the model effect in handling item-level sparsity. Each dataset is chronologically divided into training, validation, and test sets with a ratio of 7:2:1. Statistical details of all datasets are shown in Table 1.

### 5.3 Evaluation Metrics

Following [13, 15, 27, 32], we adopt widely used **Prec@k** (Precision) and **MRR@k** (Mean Reciprocal Rank) as our metrics to evaluate the proposed MACL and all baselines. In this work, the  $k$  is set as 10 and 20.

### 5.4 Baselines

To examine the performance of our MACL, we employ the following two groups of competitive methods as our baselines:

#### Supervised methods:

- **SKNN** determines the recommended items based on the similarity between the current session and other sessions.
- **NARM** [13] employs GRU with an attention mechanism to capture users’ main intents.
- **SASRec** [10] uses self-attention to model user sequential behaviors.
- **SR-GNN** [27] views each session as a graph and applies GNN to handle session data.
- **UniSRec** [9] explores item description text to obtain universal sequence representations.
- **DGNN** [15] exploits explicit and implicit item relations with GNN to improve user intent understanding.

#### Self-supervised methods:

- **COTREC** [28] relies on Relation Mapping to augment sessions, where session embeddings learned from item and session graphs are viewed as positives.
- **CL4SRec** [30] augments user sequences via Crop, Mask and Reorder.
- **DuoRec** [19] applies Dropout and Retrieval for sequence augmentation and investigates the problem of representation degeneration.
- **ICLRec** [3] clusters user intents and views the similar (dis-similar) intents as positives (negatives).

### 5.5 Implementation Details

To ensure a fair comparison, hyperparameters of MACL and all baselines are determined via grid search according to their performance on Prec@20 in the validation set. For MACL, we fix embedding size  $d = 100$ , pick balance coefficient  $\lambda = 0.01$ , choose  $M = 100$  negatives for item-level contrastive learning, and set mini-batch size  $N = 100$ . The MACL is optimized via Adam with the initial learning rate at 0.001. Given that the output dimension of GoogLeNet and BERT are 1024 and 768 respectively, we utilize the PCA algorithm to reduce them to 100. The source codes are available online<sup>3</sup>.

<sup>3</sup><https://github.com/Zhang-xiaokun/MACL>

**Table 2: Performance comparison of MACL with baselines over four datasets. The  $\spadesuit$  denotes contrastive learning-based methods. The results (%) produced by the best baseline and the best performer in each row are underlined and boldfaced respectively. Significant improvements of MACL over the best baseline (\*) is determined by the t-test ( $p < 0.01$ ).**

Method	Cellphones				Grocery				Instacart			
	Prec@10	MRR@10	Prec@20	MRR@20	Prec@10	MRR@10	Prec@20	MRR@20	Prec@10	MRR@10	Prec@20	MRR@20
SKNN	9.33	8.02	12.84	8.24	41.70	30.20	43.90	30.35	4.45	1.36	7.75	1.65
NARM	12.92	9.53	14.36	9.66	46.88	41.92	48.19	42.11	5.24	1.85	8.50	2.07
SASRec	15.65	8.92	17.92	9.08	43.88	31.39	46.52	31.57	5.87	2.31	9.08	2.51
SR-GNN	12.08	9.43	13.72	9.60	45.60	41.14	47.44	41.28	6.01	2.08	9.04	2.28
UniSRec	15.27	9.69	18.09	<u>9.96</u>	47.09	34.32	49.31	34.48	6.02	2.19	8.74	2.37
DGNN	15.21	<u>9.73</u>	17.22	9.86	47.21	<u>42.18</u>	48.92	<u>42.29</u>	6.23	2.27	9.40	2.51
COTREC $\spadesuit$	<u>15.96</u>	9.49	<u>18.53</u>	9.80	<u>47.30</u>	33.58	<u>49.42</u>	33.77	6.12	1.79	9.69	2.04
CL4SRec $\spadesuit$	14.51	9.59	17.18	9.70	44.99	38.19	46.77	38.32	<u>6.64</u>	<u>2.51</u>	<u>9.97</u>	<u>2.76</u>
DuoRec $\spadesuit$	14.45	9.40	17.48	9.62	44.57	38.58	46.62	38.75	6.37	2.48	9.82	2.61
ICLRec $\spadesuit$	13.49	8.33	16.01	8.68	41.49	36.67	43.52	36.89	6.11	2.46	9.44	2.58
MACL	<b>16.62*</b>	<b>12.39*</b>	<b>19.46*</b>	<b>12.53*</b>	<b>48.04*</b>	<b>43.09*</b>	<b>50.25*</b>	<b>43.24*</b>	<b>7.43*</b>	<b>2.96*</b>	<b>10.55*</b>	<b>3.19*</b>
improv.	4.14%	27.34%	5.02%	25.80%	1.56%	2.16%	1.68%	2.25%	11.90%	17.93%	5.82%	15.58%

## 6 RESULTS AND ANALYSIS

### 6.1 Overall Performance (RQ1)

The overall performance of MACL and all baselines is reported in Table 2, where we can obtain the following observations:

Firstly, the performance of baseline methods varies significantly depending on contexts (datasets). Taking CL4SRec as an example, it performs well in Instacart but poorly on the other three datasets. It indicates that SBR is indeed a challenging task that requires revealing user intents within limited information. Due to their inability to adequately handle the data sparsity caused by long-tail items and short sessions in SBR, these methods are unable to consistently deliver high performance across various contexts.

Secondly, among supervised methods, UniSRec and DGNN achieve impressive performance. We contend that the effectiveness of UniSRec benefits from its incorporation of item description text. The item text contains its specific semantic information, such as size and brand, which contributes to user preferences understanding. As to DGNN, it builds two graph structures by exploiting explicit and implicit item relations and utilizes GNN to learn node embeddings on these graphs. Similar to Relation Mapping, such a method enriches session data to some extent, enabling competitive performance in some instances.

Thirdly, in self-supervised baselines, COTREC outperforms other methods with a large margin on the Prec@k metric. Instead of simply disturbing the item ID sequence like Crop, Mask, and Reorder, COTREC resorts to Relation Mapping for session augmentation. This operation preserves session information and improves performance. However, the performance of COTREC on MRR@k is far from satisfactory. It implies that the target item frequently appears at the end of the list, which decreases the usefulness of COTREC in practical situations. Moreover, CL4SRec, DuoRec and ICLRec produce competitive results in Instacart, while their performance on other datasets is poor. Referring to Table 1, sessions in Instacart are much longer than their counterparts in other datasets. It indicates that commonly used augmentations have intrinsic inadequacy

(ref. Section 2) in solving session-level sparsity, and prevent models using them from performing well in short sessions.

Finally, the proposed MACL achieves consistent superiority over all baselines in terms of all evaluation metrics on all datasets, which confirms its effectiveness for SBR. In particular, MACL surpasses the best baselines in Prec@20 and MRR@20 by 5.02% and 25.80% on Cellphones, 1.68% and 2.25% on Grocery, and 5.82% and 15.58% on Instacart. The MACL jointly handles item-level sparsity and session-level sparsity existing in SBR, which contributes to its strong performance. Instead of relying on dull item ID, the multi-modal augmentation in MACL leverages item multi-modal features to achieve robust data augmentation. Besides, an adaptive contrastive loss is also presented in MACL to distinguish informative contrastive signals from uninformative ones. These novel techniques are capable of bridging the gaps left by current solutions, thus enabling MACL to achieve effective self-supervised learning and fulfill the satisfactory intent prediction. Furthermore, our MACL obtains inspiring improvements over baselines in terms of MRR@k. This makes it easy for target items to be discovered by potential users, which obviously can enhance user experience and encourage online consumption.

### 6.2 The effect of multi-modal augmentation (RQ2)

The key novelty of the proposed MACL is that it devises a multi-modal augmentation to obtain robust data augmentation at both item and session levels via leveraging item multi-modal features. In this part, we build the following variants of MACL to demonstrate the efficacy of the proposed technique: MACL-item and MACL-session remove item-level and session-level contrastive learning from MACL, respectively, that is, they only consider one aspect of data sparsity; MACL<sub>com</sub> applies commonly used methods to augment items and sessions without leveraging item multi-modal features, where Dropout is used for item augmentation and Crop, Mask, as well as Reorder, are utilized to augment sessions.

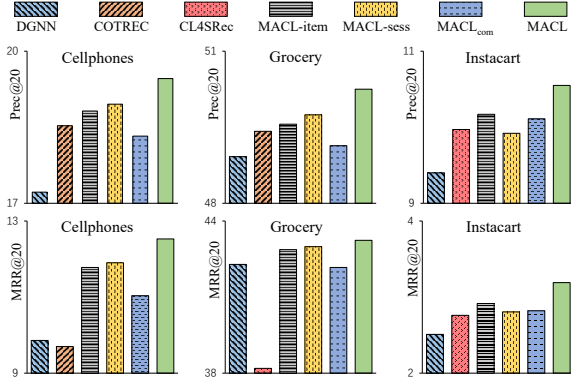


Figure 5: The effect of multi-modal augmentation.

We can obtain the following insights from Figure 5: (1) MACL defeats both MACL-item and MACL-sess, which indicates that there are two sparsity issues in SBR and considering only one of them can not achieve satisfactory performance. In contrast, jointly coping with these issues, the proposed MACL can effectively improve SBR. (2) In most instances, MACL-sess outperforms MACL-item. In other words, compared with session-level sparsity, handling item-level sparsity can bring larger improvements for SBR. It suggests that the item-level sparsity issue plays a dominant role in SBR. Unfortunately, existing methods pay little attention to this issue, which seriously limits their performance; (3) MACL performs much better than MACL-com. It demonstrates the effectiveness of the proposed multi-modal augmentation. Leveraging item multi-modal features with rich semantics, the multi-modal augmentation is capable to generate augmented views holding consistent semantics, enabling high-quality data augmentation; (4) MACL-item achieves better performance than COTREC and CL4SRec. All these three methods focus on session-level sparsity. The results prove that conducting data augmentation on multi-modal features is a promising antidote to address data sparsity in SBR. It demonstrates the rationality and effectiveness of the proposed multi-modal augmentation again.

### 6.3 The effect of adaptive contrastive loss (RQ3)

As discussed before, distinct positive-negative signals possess various utility for model performance. Therefore, we present a novel adaptive contrastive loss to reformulate contrastive loss, where informative signals are emphasized while uninformative ones are downplayed. MACL-adp removes the adaptive contrastive loss from MACL, *i.e.*, it directly applies Eq.(1) to conduct item-and session-level contrastive learning. As presented in Table 3, MACL achieves significant superiority over MACL-adp in all cases, which indicates the effectiveness of adaptive contrastive loss. We believe that the adaptive contrastive loss evaluates the signals' contribution to model performance, reassigns their weights accordingly, and finally improves self-supervised learning for SBR. Moreover, MACL-adp outperforms other competitive baselines in most instances. This serves as more evidence for the necessity and effectiveness of utilizing multi-modal features for data augmentation.

To further examine the efficiency of the proposed adaptive contrastive loss, we record the runtime of MACL and MACL-adp across

Table 3: The effect of adaptive contrastive loss.

Datasets	Metrics	DGNN	COTREC <sup>•</sup>	CL4SRec <sup>•</sup>	MACL-adp	MACL
Cellphones	Prec@20	17.22	18.53	17.18	18.97	19.46*
	MRR@20	9.86	9.80	9.70	12.04	12.53*
Grocery	Prec@20	48.92	49.42	46.77	49.84	50.25*
	MRR@20	42.29	33.77	38.32	42.80	43.24*
Instacart	Prec@20	9.40	9.69	9.97	9.89	10.55*
	MRR@20	2.51	2.04	2.76	2.85	3.19*

Table 4: Runtime (seconds) of MACL and MACL-adp during training and inference.

Method	Cellphones		Grocery		Instacart	
	Training	Inference	Training	Inference	Training	Inference
MACL-adp	205.69	11.91	184.77	10.26	105.34	8.00
MACL	207.83	12.24	186.52	10.84	109.11	8.31

all datasets. Specifically, we run both MACL and MACL-adp on a single NVIDIA GeForce RTX 4090 GPU server with 24GB memory, and record their average runtime per epoch during training and inference phases. As shown in Table 4, the runtime increase due to the adaptive contrastive loss in MACL is minimal, with only about 2 seconds in the training phase and 0.3 seconds during inference. We attribute this small increase in runtime to the utilization of a simple yet effective MLP structure in the adaptive contrastive loss. Given that this modest increase in runtime is associated with a noticeable boost in accuracy, it suggests that the adaptive contrastive loss is essential for enhancing the model's performance without significantly compromising efficiency. This can be interpreted as evidence of the cost-effectiveness of the adaptive contrastive loss, making it a valuable addition for improving model effectiveness in practice.

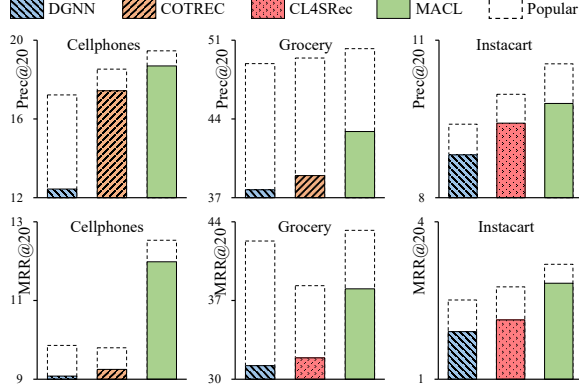
### 6.4 Handling item-level sparsity (RQ4)

Item-level sparsity, *i.e.*, long-tail items, extensively exists in SBR scenarios. However, existing methods always blindly delete unpopular items in their experiments [13, 15, 28, 30]. In this part, we retain unpopular items to examine the performance of MACL and competitive baselines under genuine SBR scenarios, where the statistics are summarized in Table 5. We can draw the following conclusions from Figure 6: (1) All models exhibit a declined performance when dealing with unpopular items, demonstrating the necessity and difficulty of handling long-tail items in SBR; (2) Among these methods, our MACL has the least performance degradation under unpopular items. It indicates the effectiveness of MACL in tackling long-tail items. Benefiting from enriching item data with multi-modal augmentation and explicitly handling item-level sparsity by item-level contrastive learning, MACL can gauge user interest in long-tail items and provide customized services; (3) MACL presents overwhelming advantages over other competitive baselines under long-tail situations. It demonstrates the effectiveness of MACL in addressing item-level sparsity in SBR once more. We believe that



**Table 5: Statistics of all datasets under unpopular items.**

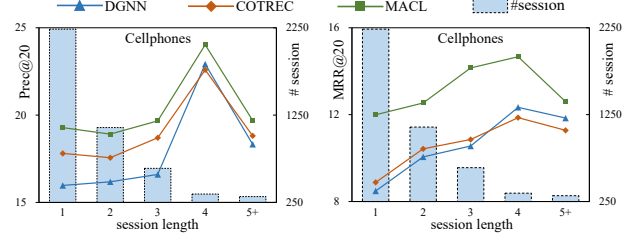
Datasets	#item	#session	#interaction	avg.length	sparsity
Cellphones+	14,534(+4,321)	53,238	164,532	3.09	99.98%
Grocery+	18,499(+10,622)	55,380	198,549	3.59	99.98%
Instacart+	21,432(+8,816)	53,340	519,389	9.74	99.95%

**Figure 6: Performance under item-level sparsity.**

this merit of MACL contributes to satisfying users in real scenarios, thereby promoting the development of SBR.

### 6.5 Handling session-level sparsity (RQ4)

As another intrinsic issue that SBR suffers from, session-level sparsity, *i.e.*, short sessions, can seriously deteriorate recommendation performance. In this section, we examine the performance of MACL and representative baselines under various session lengths. We present the performance patterns in representative Cellphones, and similar observation can be obtained on the other datasets. The results are plotted in Figure 7, where the following insights are noted: (1) Short sessions make up a large proportion in SBR, which makes it hard to accurately predict user intents with such limited behaviors. It indicates the necessity to handle session-level sparsity for effective SBR. (2) Compared with long sessions, all models fail to achieve good performance under short sessions. It is straightforward since that there is not enough information to model user behaviors in short sessions. Fortunately, contrastive learning could be a remedy for this issue. For instance, on MRR@20 in Cellphones, COTREC is defeated by DGNN under long sessions, whereas it outperforms DGNN in short ones. We argue that session augmentation used in contrastive learning based methods can enrich session data, thus leading to their impressive performance in short sessions; (3) The proposed MACL accomplishes greater gains over baselines on short sessions than on long ones. It demonstrates the effectiveness of MACL in addressing session-level sparsity. By leveraging item multi-modal features instead of dull item ID, the multi-modal augmentation devised in MACL can obtain robust data augmentation, contributing to handling short sessions; (4) Our MACL performs better than competitive baselines at all session lengths in all metrics. It verifies the superiority of MACL in improving SBR again.

**Figure 7: Performance under session-level sparsity.**

## 7 RELATED WORK

### 7.1 Session-based Recommendation

With their strong representation capability, neural networks have gained predominance for SBR recently [34, 40]. Many works introduce various neural architectures into SBR to mine user intents such as RNN [8, 13], Self-attention [10, 22, 35] and GNN [26, 27]. To enrich training data, some methods exploit extra sessions [21], multiple user intents [33], and multi-level relations among items [15]. Moreover, there are some methods leveraging side information to facilitate user preferences capturing like categories [1, 7], brands [20], price [38, 42] and text [9, 41]. Although greatly boosting the development of SBR, unfortunately, existing methods are still unable to handle data sparsity in SBR effectively.

### 7.2 Contrastive Learning

Contrastive learning aims to improve representation learning via maximizing agreement between augmented views of an instance [2]. Due to its ability in tackling session-level data sparsity, CL is prevailing in sequence modeling recently. As the core of CL, data augmentations (ref. Section 2 for detail) have been widely explored in the task such as item ID sequence perturbation (Crop, Mask and Reorder) [6, 17, 30, 43], Dropout [19], Retrieval [4, 14, 19, 24] and Relation Mapping [25, 28, 29]. However, they mostly conduct augmentation based on item ID while unable to explore item multi-modal features with rich semantics, which results in their failure in generating semantically consistent augmented views. In addition, they fail to distinguish the various utility of different positive-negative signals, which prevents them from engaging in effective self-supervised learning.

## 8 CONCLUSION AND FUTURE WORK

### 8.1 Theoretical and Practical Implications

In this study, we scrutinize contrastive learning based methods in session-based recommendation and spot their main limitations including inability to handle item-level sparsity, corrupt session augmentation and failure in distinguishing varying utility of contrastive signals. Accordingly, we propose a novel multi-modal adaptive contrastive learning framework (MACL). Specifically, a multi-modal augmentation is devised to augment both items and sessions. Instead of relying on dull item IDs, the proposed multi-modal augmentation leverages item multi-modal features to obtain augmented views with consistent semantics. Moreover, we present an adaptive contrastive loss to reformulate contrastive loss, where informative

signals are emphasized while uninformative ones are downplayed for effective self-supervised learning.

Extensive experiments on multiple public datasets demonstrate the superiority of MACL over state-of-the-art methods of SBR. Further analysis also indicates the effectiveness of MACL in handling data sparsity issues including long-tail items and short sessions in SBR. In addition, our study finds that: (1) handling both item- and session-level sparsity contributes to improving SBR; (2) relying on item multi-modal features instead of item IDs helps to build robust augmentations; (3) highlighting varying utility of contrastive signals can achieve effective self-supervised learning. These insights expand our understanding for contrastive learning in session-based recommendation and offer valuable reference points for future research.

## 8.2 Limitation and Future Work

Although MACL significantly improves contrastive learning in session-based recommendation, it still faces several issues that should be addressed in future work. On one hand, MACL currently focuses only on text and images for data augmentation, overlooking other available item information, such as categories, brands, and reviews. Therefore, we plan to incorporate these rich item features to create fine-grained item representations and provide diverse alternatives for data augmentation. On the other hand, we adhere to the conventional and straightforward method (random operation) to determine the negative samples. However, random-like selection for negatives may decrease the quality of contrastive signals and impede effective self-supervised learning. Consequently, a promising direction for future work is to focus on sampling more informative negatives to further enhance self-supervised learning in SBR.

## 9 ACKNOWLEDGMENT

This work is supported by the Natural Science Foundation of China with the grant ID of (No.62376051, No.62076046), the Fundamental Research Funds for the Central Universities award number (DUT24LAB123), and the Liaoning Provincial Natural Science Foundation Joint Fund Program(2023-MSBA-003).

## REFERENCES

- [1] Renqin Cai, Jibang Wu, Aidan San, Chong Wang, and Hongning Wang. 2021. Category-aware Collaborative Sequential Recommendation. In *SIGIR*. 388–397.
- [2] Ting Chen, Simon Kornblith, Mohammad Norouzi, and Geoffrey E. Hinton. 2020. A Simple Framework for Contrastive Learning of Visual Representations. In *Proceedings of the 37th International Conference on Machine Learning*. 1597–1607.
- [3] Yongjun Chen, Zhiwei Liu, Jia Li, Julian J. McAuley, and Caiming Xiong. 2022. Intent Contrastive Learning for Sequential Recommendation. In *The ACM Web Conference*. 2172–2182.
- [4] Ziqiang Cui, Yunpeng Weng, Xing Tang, Xiaokun Zhang, Dugang Liu, Shiwei Li, Peiyang Liu, Bowei He, Weihong Luo, Xiuliang He, and Chen Ma. 2025. Semantic Retrieval Augmented Contrastive Learning for Sequential Recommendation. *CoRR* (2025).
- [5] Jacob Devlin, Ming-Wei Chang, Kenton Lee, and Kristina Toutanova. 2019. BERT: Pre-training of Deep Bidirectional Transformers for Language Understanding. In *NAACL-HLT*. 4171–4186.
- [6] Hanwen Du, Hui Shi, Pengpeng Zhao, Deqing Wang, Victor S. Sheng, Yanchi Liu, Guanfang Liu, and Lei Zhao. 2022. Contrastive Learning with Bidirectional Transformers for Sequential Recommendation. In *The 31th ACM International Conference on Information and Knowledge Management*. 396–405.
- [7] Yongjing Hao, Jun Ma, Pengpeng Zhao, Guanfang Liu, Xuefeng Xian, Lei Zhao, and Victor S. Sheng. 2023. Multi-dimensional Graph Neural Network for Sequential Recommendation. *Pattern Recognit.* 139 (2023), 109504.
- [8] Balázs Hidasi, Alexandros Karatzoglou, Linas Baltrunas, and Domonkos Tikk. 2016. Session-based Recommendations with Recurrent Neural Networks. In *ICLR*.
- [9] Yupeng Hou, Shanlei Mu, Wayne Xin Zhao, Yaliang Li, Bolin Ding, and Ji-Rong Wen. 2022. Towards Universal Sequence Representation Learning for Recommender Systems. In *KDD*. 585–593.
- [10] Wang-Cheng Kang and Julian J. McAuley. 2018. Self-Attentive Sequential Recommendation. In *ICDM*. 197–206.
- [11] Prannay Khosla, Piotr Teterwak, Chen Wang, Aaron Sarna, Yonglong Tian, Phillip Isola, Aaron Maschiot, Ce Liu, and Dilip Krishnan. 2020. Supervised Contrastive Learning. In *Annual Conference on Neural Information Processing Systems 2020, NeurIPS 2020*.
- [12] Kibum Kim, Dongmin Hyun, Sukwon Yun, and Chanyoung Park. 2023. MELT: Mutual Enhancement of Long-Tailed User and Item for Sequential Recommendation. In *SIGIR*. 68–77.
- [13] Jing Li, Pengjie Ren, Zhumin Chen, Zhaochun Ren, Tao Lian, and Jun Ma. 2017. Neural Attentive Session-based Recommendation. In *CIKM*. ACM, 1419–1428.
- [14] Xuewei Li, Aitong Sun, Mankun Zhao, Jian Yu, Kun Zhu, Di Jin, Mei Yu, and Ruiguo Yu. 2023. Multi-Intention Oriented Contrastive Learning for Sequential Recommendation. In *Proceedings of the Sixteenth ACM International Conference on Web Search and Data Mining*. 411–419.
- [15] Zihao Li, Xianzhi Wang, Chao Yang, Lina Yao, Julian J. McAuley, and Guandong Xu. 2023. Exploiting Explicit and Implicit Item relationships for Session-based Recommendation. In *Proceedings of the Sixteenth ACM International Conference on Web Search and Data Mining*. 553–561.
- [16] Qiao Liu, Yifu Zeng, Refuoe Mokhosi, and Haibin Zhang. 2018. STAMP: Short-Term Attention/Memory Priority Model for Session-based Recommendation. In *KDD*. ACM, 1831–1839.
- [17] Zhiwei Liu, Yongjun Chen, Jia Li, Philip S. Yu, Julian J. McAuley, and Caiming Xiong. 2021. Contrastive Self-supervised Sequential Recommendation with Robust Augmentation. *CoRR* (2021).
- [18] Yuqi Qin, Pengfei Wang, and Chenliang Li. 2021. The World is Binary: Contrastive Learning for Denoising Next Basket Recommendation. In *The 44th International ACM SIGIR Conference on Research and Development in Information Retrieval*. 859–868.
- [19] Ruihong Qiu, Zi Huang, Hongzhi Yin, and Zijian Wang. 2022. Contrastive Learning for Representation Degeneration Problem in Sequential Recommendation. In *The Fifteenth ACM International Conference on Web Search and Data Mining*. 813–823.
- [20] Jiayu Song, Jiajie Xu, Rui Zhou, Lu Chen, Jianxin Li, and Chengfei Liu. 2021. CBML: A Cluster-based Meta-learning Model for Session-based Recommendation. In *CIKM*. 1713–1722.
- [21] Wenzhuo Song, Shoujin Wang, Yan Wang, Kunpeng Liu, Xueyan Liu, and Minghao Yin. 2023. A Counterfactual Collaborative Session-based Recommender System. In *Proceedings of the ACM Web Conference*. 971–982.
- [22] Fei Sun, Jun Liu, Jian Wu, Changhua Pei, Xiao Lin, Wenwu Ou, and Peng Jiang. 2019. BERT4Rec: Sequential Recommendation with Bidirectional Encoder Representations from Transformer. In *Proceedings of the 28th ACM International Conference on Information and Knowledge Management*. ACM, 1441–1450.
- [23] Christian Szegedy, Wei Liu, Yangqing Jia, Pierre Sermanet, Scott E. Reed, Dragomir Anguelov, Dumitru Erhan, Vincent Vanhoucke, and Andrew Rabinovich. 2015. Going deeper with convolutions. In *IEEE Conference on Computer Vision and Pattern Recognition*. 1–9.
- [24] Lei Wang, Ee-Peng Lim, Zhiwei Liu, and Tianxiang Zhao. 2022. Explanation Guided Contrastive Learning for Sequential Recommendation. In *CIKM*. 2017–2027.
- [25] Ziyang Wang, Huoyu Liu, Wei Wei, Yue Hu, Xian-Ling Mao, Shaojian He, Rui Fang, and Danyang Chen. 2022. Multi-level Contrastive Learning Framework for Sequential Recommendation. In *The 31th ACM International Conference on Information and Knowledge Management*. 2098–2107.
- [26] Ziyang Wang, Wei Wei, Ding Zou, Yifan Liu, Xiao-Li Li, Xian-Ling Mao, and Minghui Qiu. 2024. Exploring global information for session-based recommendation. *Pattern Recognit.* 145 (2024), 109911.
- [27] Shu Wu, Yuyuan Tang, Yanqiao Zhu, Liang Wang, Xing Xie, and Tieniu Tan. 2019. Session-Based Recommendation with Graph Neural Networks. In *The Thirty-Third AAAI Conference on Artificial Intelligence*. AAAI Press, 346–353.
- [28] Xin Xia, Hongzhi Yin, Junliang Yu, Yingxia Shao, and Lizhen Cui. 2021. Self-Supervised Graph Co-Training for Session-based Recommendation. In *The 30th ACM International Conference on Information and Knowledge Management*. 2180–2190.
- [29] Xin Xia, Hongzhi Yin, Junliang Yu, Qinyong Wang, Lizhen Cui, and Xiangliang Zhang. 2021. Self-Supervised Hypergraph Convolutional Networks for Session-based Recommendation. In *Thirty-Fifth AAAI Conference on Artificial Intelligence*. 4503–4511.
- [30] Xu Xie, Fei Sun, Zhaoyang Liu, Shiwen Wu, Jinyang Gao, Jiandong Zhang, Bolin Ding, and Bin Cui. 2022. Contrastive Learning for Sequential Recommendation. In *38th IEEE International Conference on Data Engineering*. 1259–1273.

- [31] Heeyoon Yang, YunSeok Choi, Gahyung Kim, and Jee-Hyong Lee. 2023. LOAM: Improving Long-tail Session-based Recommendation via Niche Walk Augmentation and Tail Session Mixup. In *Proceedings of the 46th International ACM SIGIR Conference on Research and Development in Information Retrieval*. 527–536.
- [32] Yuhao Yang, Chao Huang, Lianghao Xia, Chunzhen Huang, Da Luo, and Kangyi Lin. 2023. Debiased Contrastive Learning for Sequential Recommendation. In *Proceedings of the ACM Web Conference*. 1063–1073.
- [33] Peiyan Zhang, Jiayan Guo, Chaozhuo Li, Yueqi Xie, Jaeboum Kim, Yan Zhang, Xing Xie, Haohan Wang, and Sunghun Kim. 2023. Efficiently Leveraging Multi-level User Intent for Session-based Recommendation via Atten-Mixer Network. In *WSDM*. 168–176.
- [34] Xiaokun Zhang, Hongfei Lin, Bo Xu, Chenliang Li, Yuan Lin, Haifeng Liu, and Fenglong Ma. 2022. Dynamic intent-aware iterative denoising network for session-based recommendation. *Inf. Process. Manag.* 59 (2022), 102936.
- [35] Xiaokun Zhang, Hongfei Lin, Liang Yang, Bo Xu, Yufeng Diao, and Lu Ren. 2021. Dual Part-pooling Attentive Networks for Session-based Recommendation. *Neurocomputing* 440 (2021), 89–100.
- [36] Xiaokun Zhang, Bo Xu, Chenliang Li, Bowei He, Hongfei Lin, Chen Ma, and Fenglong Ma. 2025. A Survey on Side Information-driven Session-based Recommendation: From a Data-centric Perspective. *IEEE Transactions on Knowledge and Data Engineering* (2025), 1–20.
- [37] Xiaokun Zhang, Bo Xu, Chenliang Li, Yao Zhou, Liangyue Li, and Hongfei Lin. 2024. Side Information-Driven Session-based Recommendation: A Survey. *arXiv* (2024).
- [38] Xiaokun Zhang, Bo Xu, Fenglong Ma, Chenliang Li, Yuan Lin, and Hongfei Lin. 2024. Bi-preference Learning Heterogeneous Hypergraph Networks for Session-based Recommendation. *ACM Trans. Inf. Syst.* 42, 3 (2024), 68:1–68:28.
- [39] Xiaokun Zhang, Bo Xu, Fenglong Ma, Chenliang Li, Liang Yang, and Hongfei Lin. 2023. Beyond Co-occurrence: Multi-modal Session-based Recommendation. *IEEE Transactions on Knowledge and Data Engineering* (2023).
- [40] Xiaokun Zhang, Bo Xu, Zhaochun Ren, Xiaochen Wang, Hongfei Lin, and Fenglong Ma. 2024. Disentangling ID and Modality Effects for Session-based Recommendation. In *SIGIR*. ACM, 1883–1892.
- [41] Xiaokun Zhang, Bo Xu, Youlin Wu, Yuan Zhong, Hongfei Lin, and Fenglong Ma. 2024. FineRec: Exploring Fine-grained Sequential Recommendation. In *SIGIR*. ACM, 1599–1608.
- [42] Xiaokun Zhang, Bo Xu, Liang Yang, Chenliang Li, Fenglong Ma, Haifeng Liu, and Hongfei Lin. 2022. Price DOES Matter!: Modeling Price and Interest Preferences in Session-based Recommendation. In *SIGIR*. 1684–1693.
- [43] Kun Zhou, Hui Wang, Wayne Xin Zhao, Yutao Zhu, Sirui Wang, Fuzheng Zhang, Zhongyuan Wang, and Ji-Rong Wen. 2020. S3-Rec: Self-Supervised Learning for Sequential Recommendation with Mutual Information Maximization. In *The 29th ACM International Conference on Information and Knowledge Management*. 1893–1902.