

Robust Estimation in Step-Stress Experiments under Exponential Lifetime Distributions.

María Jaenada⁽¹⁾, Juan Manuel Millán⁽²⁾ and Leandro Pardo⁽²⁾

⁽¹⁾ Department of Statistics, O.R. and N.A., UNED, Madrid, Spain

⁽²⁾ Department of Statistics and O.R., Complutense University of Madrid, Spain

Abstract

Many modern products exhibit high reliability, often resulting in long times to failure. Consequently, conducting experiments under normal operating conditions may require an impractically long duration to obtain sufficient failure data for reliable statistical inference. As an alternative, accelerated life tests (ALTs) are employed to induce earlier failures and thereby reduce testing time. In step-stress experiments a stress factor that accelerates product degradation is identified and systematically increased to provoke early failures. The stress level is increased at predetermined time points and maintained constant between these intervals. Failure data observed under increased levels of stress is statistically analyzed, and results are then extrapolate to normal operating conditions.

Classical estimation methods such analysis rely on the maximum likelihood estimator (MLE) which is know to be very efficient, but lack robustness in the presence of outlying data. In this work, Minimum Density Power Divergence Estimators (MDPDEs) are proposed as a robust alternative, demonstrating an appealing compromise between efficiency and robustness. The MDPDE based on mixed distributions is developed, and its theoretical properties, including the expression for the asymptotic distribution of the model parameters, are derived under exponential lifetime assumptions. The good performance of the proposed method is evaluated through simulation studies, and its applicability is demonstrated using real data.

AMS 2001 Subject Classification:

Keywords: Minimum Density Power Divergence Estimator, Step-stress Accelerated life-test, Robustness.

1 Introduction

Reliability analyses aim to infer the lifetime behavior of a device or system. That is, the time duration until it ceases to function under normal operating conditions. Many modern products and systems are designed with long mean lifetimes to failure (MTTF), often extending over several years. Under these circumstances, obtaining sufficient lifetime observations for statistical inference under operating conditions becomes challenging, making it difficult to draw conclusions about the life behaviour of the device.

To address this challenge, accelerated life tests (ALTs) are applied, by subjecting the test devices or systems to harshest than normal physical conditions that wear down the product and thus reduce it time to failure. For example, experimenter may increase environmental conditions such as temperature, voltage, pressure, load, humidity, or some combination of them to induce the wear and tear of the device. ALT models need a model describing the relationship between lifetime behavior and stress load, allowing the extrapolation of results obtained under accelerated conditions to normal operating conditions. Some interesting works in ALTs can be seen in Nelson (2005a, b, 2009), Limon et al (2017), Chen et al (2018), Escobar, and Meeker (2006), Pinto-Santos et al (2021). There exist mainly three types of accelerated life testing designs used in practice, depending on how the stress is applied; Constant stress ALT (CSALTs), Step-stress ALTs (SSALTs) and progressive stress ALTs (PSALTs). Each stress design has its own advantages and disadvantages, for example, Nelson (1990) demonstrates that SSALTs may provide more accurate

estimates that CSALTs under similar experimental conditions. The choice of the experimental design will also depend on the nature of the product and the specific experimental requirements and limitations. In this paper we will consider SSALTs.

In SSALTs, the experiment is structured as follows: the total experimental duration is divided into 2 stress intervals, defined by the time points $\tau_0 = 0, \tau_1$ and τ_2 . During each interval, a different stress level, denoted by x_1 and x_2 , is applied to the test units. A total of N products are tested under varying stress levels, and the failure times of the tested devices are recorded, $t_j, j = 1, \dots, N$. Moreover, the stress level is assumed to be gradually increasing, in line with the premise that the product undergoes increasing wear to induce failure. The experiment concludes at a fixed time τ_2 , when some devices may not have failed within the total duration of the test and so surviving units are right-censored. This set-up corresponds to Type-I censoring. An scheme of the experimental design is shown in figure 1.

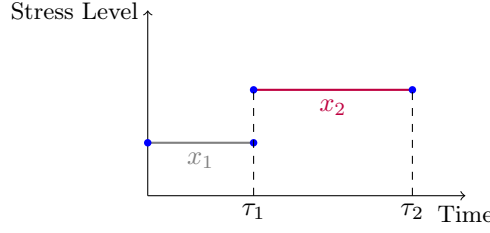


Figure 1: SSALT design under Type I censoring.

Besides, we denote by n_i the number of failed devices under x_i stress level, $i = 1, 2$. By the end of the experiment, the total number of surviving units will be: $N - \sum_{i=1}^2 n_i$. Then, the observed failure times are ordered as follows:

$$\tau_0 = 0 < t_{1:N} \cdots < t_{n_1:N} < \tau_1 < t_{n_1+1:N} \cdots < t_{n_1+n_2:N} < \tau_2. \quad (1)$$

We will assume exponential distributions for the devices lifetimes. It has only one model parameter, λ , the rate of distribution. Given a random variable T and the rate parameter λ , the probability distribution function of the exponential distribution is:

$$F_T(t|\lambda) = 1 - \exp\left(-\frac{t}{\lambda}\right), \quad t > 0,$$

and the probability density function (p.d.f.) is:

$$f_T(t|\lambda) = \frac{1}{\lambda} \exp\left(-\frac{t}{\lambda}\right), \quad t > 0, \quad \lambda > 0.$$

SSALTs require a model relating the lifetime distribution at a current stress level to the proceeding levels. There are three fundamental models for the effect of increased stress levels on the lifetime distribution of a device: The tampered random variable (TRV) model, proposed by DeGroot and Goel (1979), the cumulative exposure (CE) model of Sedyakin (1966) and Nelson (1980), and the tampered failure rate model (TRM), proposed by Bhattacharyya and Soejoeti (1989). The CE assumes that the wear accumulated by a product under a given stress level carries over to the next level as a shift in the reliability of the devices, without retaining memory of how the wear occurred. This assumption is intuitive and has been widely adopted in the literature. Moreover, under exponential distributions, all the proposed models are equivalent (see Rao (1992)). Thus, we develop the theory under a CE approach here, but all results would be valid under TRV and TRM.

Under the CE model, the cumulative distribution function (c.d.f.) of the failure time is a continuous, piecewise-defined function, where failure times follow exponential distributions under each stress level. Wear and tear accumulated at preceding stresses is transferred to subsequent

stress levels by shifting the distribution at each level. Thus, the c.d.f. of the devices lifetimes under simple SSALT, G_T is given by

$$G_T(t) = \begin{cases} G_1(t) & 0 < t < \tau_1 \\ G_2(t+h) & \tau_1 \leq t < \tau_2 \end{cases} \quad (2)$$

where the shifting time h ensures the continuity of the c.d.f.,

$$G_1(\tau_1) = G_2(\tau_2 + h).$$

The cumulative distribution function can be extended to infinity by simply setting $\tau_2 = \inf$.

Under exponential lifetimes, the c.d.f. under constant stress levels, $G_1(t)$ and $G_2(t)$, are defined by scale parameters λ_1 and λ_2 , respectively. Therefore, using the properties of the scale parameters, the shifting time h can be expressed in closed form as follows:

$$h = \frac{\lambda_2}{\lambda_1} \tau_1 - \tau_1. \quad (3)$$

Thus, the c.d.f. of the devices lifetimes is given by

$$G_T(t|\boldsymbol{\lambda}) = \begin{cases} G_1(t|\lambda_1) = 1 - \exp\left(-\frac{t}{\lambda_1}\right) & 0 < t < \tau_1 \\ G_2(t|\lambda_1, \lambda_2) = 1 - \exp\left(-\frac{t+h}{\lambda_2}\right) & \tau_1 < t < \infty \end{cases}, \quad (4)$$

with $\boldsymbol{\lambda} = (\lambda_1, \lambda_2) \in \mathbb{R}^+ \times \mathbb{R}^+$ and the corresponding p.d.f. is given by

$$g_T(t|\boldsymbol{\lambda}) = \begin{cases} g_1(t|\lambda_1) = \frac{1}{\lambda_1} \exp\left(-\frac{t}{\lambda_1}\right) & 0 \leq t < \tau_1 \\ g_2(t|\lambda_1, \lambda_2) = \frac{1}{\lambda_2} \exp\left(-\frac{t+h}{\lambda_2}\right) & \tau_1 \leq t < \infty \end{cases}. \quad (5)$$

Based on the assumption that increasing stress accelerates product wear, the failure time distribution under constant stress should depend on the stress level. Therefore, it is necessary to establish a relationship between the exponential distribution parameter and the applied stress. For such a purpose, a log-logistic relationship is commonly adopted,

$$\lambda_i = \exp(a_0 + a_1 x_i) \text{ for } i = 1, 2, \quad (6)$$

where $(a_0, a_1) \in \mathbb{R} \times (-\infty, 0)$ is the regression vector. We assume that a_1 is negative, as increased stress is expected to lead to a reduction in the mean lifetime.

Given the failure times $t_{1:N}, \dots, t_{n_1:N}, t_{n_1+1:N}, \dots, t_{n_1+n_2:N}$, the log-likelihood of the SSALT model is given by

$$\begin{aligned} \ell(a_0, a_1) = & \log(N!) - \log((N - n_1 - n_2)!) \\ & + \sum_{i=1}^{n_1} \log(g_1(t_i|\lambda_1)) \\ & + \sum_{i=n_1+1}^{n_1+n_2} \log(g_2(t_i+h|\lambda_2)) \\ & + (N - n_1 - n_2) \log((1 - G_2(\tau_2 + h|\lambda_2))), \end{aligned} \quad (7)$$

where

$$\lambda_i = \exp(a_0 + a_1 x_i).$$

Therefore, the MLE for the SSALT is defined as

$$(\hat{a}_0^{MLE}, \hat{a}_1^{MLE}) = \arg \max_{(a_0, a_1) \in A} \ell(a_0, a_1), \quad (8)$$

with $A = \{(a_0, a_1) \in \mathbb{R} \times (-\infty, 0)\}$. Importantly, note that the MLEs for λ_1 and λ_2 can only be obtained simultaneously if $n_1 \geq 1$ and $n_2 \geq 1$. Therefore, the existence of the MLE depends on having failures in both intervals. This condition will be assumed throughout the article.

Under exponential distributions and assuming log-logistic relationship as defined in (6), the observed log-likelihood function for the SSALT model is given by

$$\begin{aligned} \ell(a_0, a_1) = & \log(N!) - \log((N - n_1 - n_2)!) - n_1 \log(\lambda_1) - n_2 \log(\lambda_2) \\ & - \sum_{i=1}^{n_1} \frac{t_i}{\lambda_1} - \sum_{i=n_1+1}^{n_1+n_2} \frac{t_i + h}{\lambda_2} - (N - n_1 - n_2) \frac{\tau_2 + h}{\lambda_2}. \end{aligned} \quad (9)$$

It is well known that the MLE is a BAN estimator (Best Asymptotically Normal), i.e., it is asymptotically efficient. Conversely, it is heavily influenced by outlying observations. To address this problem, several robust estimators have emerged in the statistical literature, mitigating the influence of outlier observations. A well-known family of robust estimators is obtained by minimizing the density power divergence (DPD) between two appropriate distributions. This family of divergence measures was considered for the first time in Basu et al.(1998) and, from there, a wide literature has adopted the DPD approach, proven its robustness with small loss of efficiency. In particular, the MDPDE has been used in reliability theory, in general, and under a step-stress model with interval-censoring (see for example Balakrishnan et al 2022, 2023a, b, c, 2024). In these previous works the step-stress model was discretized and the estimators of the unknown parameters are estimated by using the multinomial model associated. However, the discretization of the model results in a important loss of information, as the parameter estimates are obtained based on only on counts of failures, and not on the exact failure times observed. In this work we consider, for the first time in the literature, robust estimators based on the DPD using exact failure data.

In Section 2 the MLEs of the exponential parameters are defined by using the Kullback-Leibler divergence between two mixed distributions. Later, the MDPDE is presented as a natural extension of the MLE, but relying on a tuning parameter that controls the trade-off between robustness and efficiency. The asymptotic distribution of the MDPDEs is obtained in Section 3 and asymptotic confidence intervals are later obtained in Section 4. In Section 5 a simulation study is carried out to evaluate the robustness of the MDPDE. A real dataset is analyzed in Section 6 to illustrate the applicability of the method. Finally, Section 7 presents some concluding remarks and future works lines.

2 The minimum density power divergence estimator

In this section, the MLE is obtained as minimum divergence estimator, by minimizing the Kullback-Leibler (KL) divergence. Before introducing the KL divergence, let us first justify the use of mixed distributions. Although devices under test are continuously monitored during the experiment, once the experiment concludes, only the number of surviving devices is observed, lacking information on the specific time of failure of the surviving devices. Consequently, the observable distribution, in the following denoted by F_T , is a mixed distribution consisting of a continuous distribution between $(0, \tau_2)$, and a discrete mass function at τ_2 , given by $1 - F_T(\tau_2)$. This probability corresponds to the probability of survival up to the end of the experiment. That is, the observable c.d.f. under exponential lifetimes is given by

$$F_T(t|\boldsymbol{\lambda}) = \begin{cases} 0 & t < 0 \\ F_1(t|\lambda_1) = 1 - \exp\left(-\frac{t}{\lambda_1}\right) & 0 \leq t < \tau_1 \\ F_2(t+h|\boldsymbol{\lambda}) = 1 - \exp\left(-\frac{1}{\lambda_2}(t+h)\right) & \tau_1 \leq t < \tau_2 \\ 1 & \tau_2 \leq t \end{cases}. \quad (10)$$

Where $\boldsymbol{\lambda} = (\lambda_1, \lambda_2)$ and λ_1, λ_2 where defined in (6). Similarly, the true underlying c.d.f. of the lifetime, truncated at the end of the experiment will also be given as a piecewise distribution of

the form

$$G_T(t) = \begin{cases} 0 & t < 0 \\ G_1(t) & 0 \leq t < \tau_1 \\ G_2(t) & \tau_1 \leq t < \tau_2 \\ 1 & \tau_2 \leq t \end{cases}, \quad (11)$$

where $G_1(\cdot)$ and $G_2(\cdot)$ denote the c.d.f.s under constant stresses x_1 and x_2 , respectively. Note that, rather than assuming a specific model relating the c.d.f. at different stresses, we only consider that it may change when the stress level varies.

Besides, for mathematical simplicity, in the following we denote,

$$\begin{aligned} f_1(t|\lambda_1) &= \frac{\partial F_1(t|\lambda_1)}{\partial t} & g_1(t) &= \frac{\partial G_1(t)}{\partial t} & 0 < t < \tau_1 \\ f_2(t+h|\lambda) &= \frac{\partial F_2(t+h|\lambda)}{\partial t} & g_2(t) &= \frac{\partial G_2(t)}{\partial t} & \tau_1 < t < \tau_2. \end{aligned}$$

Where $\lambda = (\lambda_1, \lambda_2)$ is defined in (6). These functions are not proper density functions themselves, but are proportional to them up to a constant factor, as they represent the continuous component of the mixed distribution.

From the above, we can define the Kullback-Leibler divergence between the mixed distributions $F_T(\cdot|\lambda)$ and $G_T(\cdot)$ as defined in (10) and (11) is given by:

$$\begin{aligned} d_{KL}(G_T(\cdot), F_T(\cdot|\lambda)) &= \int_0^{\tau_1} g_1(t) \log\left(\frac{g_1(t)}{f_1(t|\lambda_1)}\right) dt + \int_{\tau_1}^{\tau_2} g_2(t) \log\left(\frac{g_2(t)}{f_2(t+h|\lambda)}\right) dt \\ &\quad + (1 - G_2(\tau_2)) \log\left(\frac{1 - G_2(\tau_2)}{1 - F_2(\tau_2 + h|\lambda)}\right). \end{aligned} \quad (12)$$

The idea of defining the KL divergence for mixed distributions as a combination of its continuous and discrete components is not novel, as a similar approach has been proposed previously in the case of the Shannon entropy (see Nair et al (2007)).

After some algebra, expression (12) can be written as follows:

$$\begin{aligned} d_{KL}(G_T(\cdot), F_T(\cdot|\lambda)) &= - \int_0^{\tau_1} \log(f_1(t|\lambda_1)) dG_1(t) - \int_{\tau_1}^{\tau_2} \log(f_2(t+h|\lambda)) dG_2(t) \\ &\quad - (1 - G_2(\tau_2)) \log(1 - F_2(\tau_2 + h|\lambda)) + K, \end{aligned} \quad (13)$$

where K a constant that does not depend on λ .

Our goal is to find the best estimate of λ (or $\mathbf{a} = (a_0, a_1)$ if the log-linear relationship holds), such that the assumed parametric form of the distribution fits the true distribution as closely as possible. Because the true distribution functions $G_1(\cdot)$ and $G_2(\cdot)$ are unknown and therefore, given a random sample from the experiment, $(t_{i:N}, \dots, t_{n_1+n_2:N})$, we can approximate them by the corresponding empirical distribution functions associated. Then we have

$$\begin{aligned} d_{KL}(G_T(\cdot), F_T(\cdot|\lambda)) &\approx - \frac{n_1}{N} \sum_{i=1}^{n_1} \log(f_1(t_{i:N}|\lambda_1)) - \frac{n_2}{N} \sum_{i=n_1+1}^{n_1+n_2} \log(f_2(t_{i:N} + h|\lambda)) \\ &\quad - \frac{N - n_1 - n_2}{N} \log(1 - F_2(\tau_2 + h|\lambda)) + K. \end{aligned} \quad (14)$$

In the case of the exponential lifetimes, the explicit expression of the KL is as follows:

$$\begin{aligned}
d_{\text{KL}}(G_T(\cdot), F_T(\cdot|\boldsymbol{\lambda})) &= -\frac{n_1}{N} \log(\lambda_1) - \frac{n_1}{N} \frac{1}{\lambda_1} \sum_{i=1}^{n_1} t_i \\
&\quad - \frac{n_2}{N} \log(\lambda_2) - \frac{n_2}{N} \frac{1}{\lambda_2} \sum_{i=n_1+1}^{n_1+n_2} (t_i + h) \\
&\quad - \frac{N - n_1 - n_2}{N} \left(\frac{1}{\lambda_2} (\tau_2 + h) \right) + K \\
&= K - \frac{1}{N} \ell(\lambda_1, \lambda_2)
\end{aligned} \tag{15}$$

where $\ell(\lambda_1, \lambda_2)$ is the log-likelihood of the model, as defined in (9). Therefore, the values of (λ_1, λ_2) that minimizes the estimated Kullback-Leibler divergence is the same as the one that maximizes the log-likelihood function. Thus, assuming the log-linear relationship and reparametrizing accordingly, we can equivalently defined the MLE as the minimum KL estimator,

$$(\hat{a}_0^{MLE}, \hat{a}_1^{MLE}) = \arg \min_{a_0, a_1 \in \mathbb{R}^2} d_{\text{KL}}(G_T(\cdot)^*, F_T(\cdot|\boldsymbol{\lambda})). \tag{16}$$

The DPD is a widely used divergence measure for developing robust methods of statistical inference. It provides a balance between efficiency and robustness, allowing for a controlled trade-off through a tuning parameter β . Introduced by Basu et al. (1998), the DPD has been extensively used thanks to its ability to produce estimators that maintain high efficiency while significantly improving robustness against outliers of statistical models.

Following a similar approach to that used for the KL divergence for mixed distributions, we define the DPD between $G(\cdot)$ and $F(\cdot|\boldsymbol{\lambda})$ as a combination of the DPD between both continuous and discrete components as follows:

$$\begin{aligned}
d_\beta(G(\cdot), F(\cdot|\boldsymbol{\lambda})) &= \int_0^{\tau_1} \left(f_1(t|\lambda_1)^{\beta+1} - \left(1 + \frac{1}{\beta}\right) f_1(t|\lambda_1)^\beta g_1(t) + \frac{1}{\beta} g_1(t)^{\beta+1} \right) dt \\
&\quad + \int_{\tau_1}^{\tau_2} \left(f_2(t+h|\boldsymbol{\lambda})^{\beta+1} - \left(1 + \frac{1}{\beta}\right) f_2(t+h|\boldsymbol{\lambda})^\beta g_2(t) + \frac{1}{\beta} g_2(t)^{\beta+1} \right) dt \\
&\quad + (1 - F_2(\tau_2 + h|\boldsymbol{\lambda}))^{\beta+1} - \left(1 + \frac{1}{\beta}\right) (1 - F_2(\tau_2 + h|\boldsymbol{\lambda}))^\beta (1 - G_2(\tau_2)) \\
&\quad + \frac{1}{\beta} (1 - G_2(\tau_2))^{\beta+1}.
\end{aligned} \tag{17}$$

Now, given a random sample from the experiment, $(t_{i:N}, \dots, t_{n_1+n_2:N})$, and substituting the true (unknown) c.d.f. for its empirical estimate, the empirical DPD is given by:

$$\begin{aligned}
\hat{d}_\beta(G_T(\cdot), F_T(\cdot|\boldsymbol{\lambda})) &= K + \int_0^{\tau_1} f_1(t|\lambda_1)^{\beta+1} dt + \int_{\tau_1}^{\tau_2} f_2(t+h|\boldsymbol{\lambda})^{\beta+1} dt + (1 - F_2(\tau_2 + h|\boldsymbol{\lambda}))^{\beta+1} \\
&\quad + \frac{\beta+1}{\beta N} \left\{ \sum_{i=1}^{n_1} f_1(t_{i_N}|\lambda_1)^\beta + \sum_{i=n_1+1}^{n_1+n_2} f_2(t_{i_N} + h|\boldsymbol{\lambda})^\beta \right. \\
&\quad \left. + (N - n_1 - n_2) (1 - F_2(\tau_2 + h|\boldsymbol{\lambda}))^\beta \right\}.
\end{aligned} \tag{18}$$

Remark that all terms depending exclusively on the true distribution can be ignored on the minimization. Then, the MDPDE for a SSALT model and assuming a log-logistic relationship as in (6), with fixed tuning parameter β , $\beta > 0$, is defined as:

$$(\hat{a}_0, \hat{a}_1)_\beta = \arg \min_{a \in \mathbb{R} \times \mathbb{R}^-} H_N^\beta(a_0, a_1), \tag{19}$$

with:

$$\begin{aligned}
H_N^\beta(a_0, a_1) &= \int_0^{\tau_1} f_1(t|\lambda_1)^{\beta+1} dt + \int_{\tau_1}^{\tau_2} f_2(t||\lambda)^{\beta+1} dt + (1 - F_2(\tau_2||\lambda))^{\beta+1} \\
&\quad + \frac{\beta+1}{\beta N} \left\{ \sum_{i=1}^{n_1} f_1(t_i|\lambda_1)^\beta + \sum_{i=n_1+1}^{n_1+n_2} f_2(t_i||\lambda)^\beta \right. \\
&\quad \left. + (N - n_1 - n_2) (1 - F_2(\tau_2||\lambda))^\beta \right\}.
\end{aligned} \tag{20}$$

The family of MDPDE can be extended at $\beta = 0$, yielding the MLE defined in (16).

Based on (19) we have

$$\hat{\lambda}_i^\beta = \exp\left(\hat{a}_0^\beta + \hat{a}_1^\beta x_i\right). \tag{21}$$

In the next result we present explicit expressions for the DPD-based function $H_N^\beta(a_0, a_1)$ yielding the MDPDEs.

Proposition 1. *The DPD-based loss function of the SSALT model defined in Equation (20), $H_N^\beta(a_0, a_1)$, is given under exponential lifetimes by*

$$H_N^\beta(a_0, a_1) = h_1(a_0, a_1) + h_2(a_0, a_1)$$

with

$$\begin{aligned}
h_1(a_0, a_1) &= \frac{1}{\lambda_1^\beta(\beta+1)} - \frac{1}{\lambda_1^\beta(\beta+1)} \exp\left(-\frac{\tau_1}{\lambda_1}(\beta+1)\right) \left(\frac{1}{\lambda_1^\beta} - \frac{1}{\lambda_2^\beta}\right) \\
&\quad + \exp\left(-\frac{\tau_2+h}{\lambda_2}(\beta+1)\right) \left(1 - \frac{1}{\lambda_2^\beta(\beta+1)}\right), \\
h_2(a_0, a_1) &= \frac{\beta+1}{\beta N} \left\{ \frac{1}{\lambda_1^\beta} \sum_{i=1}^{n_1} \exp\left(-\frac{t_i}{\lambda_1}\beta\right) + \frac{1}{\lambda_2^\beta} \sum_{i=n_1+1}^{n_1+n_2} \exp\left(-\frac{t_i+h}{\lambda_2}\beta\right) \right. \\
&\quad \left. + (N - n_1 - n_2) \exp\left(-\left(\frac{\tau_2+h}{\lambda_2}\beta\right)\right) \right\},
\end{aligned}$$

being $\lambda_i = \exp(a_0 + a_1 x_i)$ $i = 1, 2$.

3 The asymptotic distribution of the minimum density power divergence estimator

In this Section the asymptotic distribution of the MDPDEs obtained from the minimization of the DPD-based function stated in Proposition 1 is presented.

Theorem 2. *For the SSALT model under the assumption of exponential lifetimes, with the true regression vector denoted by a_0, a_1 , the asymptotic distribution of the MDPDE of a_0, \hat{a}_0^β , with fixed tuning parameter β is given by*

$$\sqrt{N} \left(\hat{a}_0^\beta - a_0 \right) \xrightarrow[N \rightarrow \infty]{\mathcal{L}} \mathcal{N} \left(0, J_\beta(a_0)^{-1} K_\beta(a_0) J_\beta(a_0)^{-1} \right).$$

Being

$$J_\beta(a_0) = J_{0,\tau_1}^\beta(a_0) + J_{\tau_1,\tau_2}^\beta(a_0) + J_{\tau_2}^\beta(a_0),$$

with:

$$\begin{aligned}
J_{0,\tau_1}^\beta(a_0) &= \frac{1}{\lambda_1^\beta(\beta+1)} \left(\exp\left(-\frac{\tau_1}{\lambda_1}(\beta+1)\right) \left(-1 - \frac{1}{(\beta+1)^2} \left(\left(\frac{\tau_1}{\lambda_1}(\beta+1) \right)^2 + \frac{2\tau_1}{\lambda_1}(\beta+1) + 2 \right) \right. \right. \\
&\quad \left. \left. + \frac{2}{\beta+1} \left(\frac{\tau_1}{\lambda_1}(\beta+1) + 1 \right) \right) + 1 + \frac{2}{(\beta+1)^2} - \frac{2}{\beta+1} \right);
\end{aligned}$$

$$\begin{aligned}
J_{\tau_2}(a_0) &= \left(\frac{\tau_2 + h}{\lambda_2} \right)^2 \exp \left(-\frac{\tau_2 + h}{\lambda_2}(\beta + 1) \right), \\
J_{\tau_1, \tau_2}^\beta(a_0) &= L^2 \frac{1}{\lambda_2^\beta(\beta + 1)} \exp \left(-\frac{h}{\lambda_2}(\beta + 1) \right) \left(\exp \left(-\frac{\tau_1}{\lambda_2}(\beta + 1) \right) - \exp \left(-\frac{\tau_2}{\lambda_2}(\beta + 1) \right) \right) \\
&\quad + \frac{1}{\lambda_2^\beta(\beta + 1)^3} \exp \left(-\frac{h}{\lambda_2}(\beta + 1) \right) \left(\exp \left(-\frac{\tau_1}{\lambda_2}(\beta + 1) \right) \left(\left(\frac{\tau_1}{\lambda_2}(\beta + 1) \right)^2 + \frac{2\tau_1}{\lambda_2}(\beta + 1) + 2 \right) \right. \\
&\quad \left. - \exp \left(-\frac{\tau_2}{\lambda_2}(\beta + 1) \right) \left(\left(\frac{\tau_2}{\lambda_2}(\beta + 1) \right)^2 + \frac{2\tau_2}{\lambda_2}(\beta + 1) + 2 \right) \right) \\
&\quad + \frac{2L}{\lambda_2^\beta(\beta + 1)^2} \exp \left(-\frac{h}{\lambda_2}(\beta + 1) \right) \left(\exp \left(-\frac{\tau_1}{\lambda_2}(\beta + 1) \right) \left(\frac{\tau_1}{\lambda_2}(\beta + 1) + 1 \right) \right. \\
&\quad \left. - \exp \left(-\frac{\tau_2}{\lambda_2}(\beta + 1) \right) \left(\frac{\tau_2}{\lambda_2}(\beta + 1) + 1 \right) \right); \\
L &= -1 - \frac{\tau_1}{\lambda_2} + \frac{\tau_1}{\lambda_1}
\end{aligned}$$

and

$$\begin{aligned}
K_\beta(a_0) &= J_{2\beta}(a_0) - \xi_\beta(a_0)^2, \\
\xi_\beta(a_0) &= \xi_{0, \tau_1}^\beta(a_0) + \xi_{\tau_1, \tau_2}^\beta(a_0) + \xi_{\tau_2}^\beta(a_0)
\end{aligned}$$

with

$$\begin{aligned}
\xi_{0, \tau_1}^\beta(a_0) &= -\frac{1}{\lambda_1^\beta(\beta + 1)} \left(1 - \exp \left(-\frac{\tau_1}{\lambda_1}(\beta + 1) \right) \right) + \frac{1}{\lambda_1^\beta(\beta + 1)^2} \left(1 - \exp \left(-\frac{\tau_1}{\lambda_1}(\beta + 1) \right) \left(\frac{\tau_1}{\lambda_1}(\beta + 1) + 1 \right) \right); \\
\xi_{\tau_2}^\beta(a_0) &= \left(\frac{\tau_2 + h}{\lambda_2} \right) \exp \left(-\frac{\tau_2 + h}{\lambda_2}(\beta + 1) \right) \\
\xi_{\tau_1, \tau_2}^\beta(a_0) &= \frac{L}{\lambda_2^\beta(\beta + 1)} \exp \left(-\frac{h}{\lambda_2}(\beta + 1) \right) \left(\exp \left(-\frac{\tau_1}{\lambda_2}(\beta + 1) \right) - \exp \left(-\frac{\tau_2}{\lambda_2}(\beta + 1) \right) \right) \\
&\quad + \frac{1}{\lambda_2^\beta(\beta + 1)^2} \exp \left(-\frac{h}{\lambda_2}(\beta + 1) \right) \left(\exp \left(-\frac{\tau_1}{\lambda_2}(\beta + 1) \right) \left(\frac{\tau_1}{\lambda_2}(\beta + 1) + 1 \right) \right. \\
&\quad \left. - \exp \left(-\frac{\tau_2}{\lambda_2}(\beta + 1) \right) \left(\frac{\tau_2}{\lambda_2}(\beta + 1) + 1 \right) \right).
\end{aligned}$$

Corollary 3. For the SSALT model under the assumption of exponential lifetimes, with the true regression vector denoted by a_0, a_1 , the asymptotic distribution of the MDPDE of a_0 , at $\beta = 0$, \hat{a}_0^0 (corresponding to the MLE) is given by

$$\sqrt{N} (\hat{a}_0^0 - a_0) \xrightarrow[N \rightarrow \infty]{\mathcal{L}} \mathcal{N} (0, J_0(a_0)^{-1}).$$

Being

$$J_0(a_0) = J_{0, \tau_1}^0(a_0) + J_{\tau_1, \tau_2}^0(a_0) + J_{\tau_2}^0(a_0)$$

with

$$\begin{aligned}
J_{0, \tau_1}^0(a_0) &= 1 - \exp \left(-\frac{\tau_1}{\lambda_1} \right) \left(1 + \left(\frac{\tau_1}{\lambda_1} \right)^2 \right); \\
J_{\tau_2}^0(a_0) &= \left(\frac{\tau_2 + h}{\lambda_2} \right)^2 \exp \left(-\frac{\tau_2 + h}{\lambda_2} \right) \\
J_{\tau_1, \tau_2}^0(a_0) &= L^2 \exp \left(-\frac{h}{\lambda_2} \right) \left(\exp \left(-\frac{\tau_1}{\lambda_2} \right) - \exp \left(-\frac{\tau_2}{\lambda_2} \right) \right) \\
&\quad + \exp \left(-\frac{h}{\lambda_2} \right) \left(\exp \left(-\frac{\tau_1}{\lambda_2} \right) \left(\left(\frac{\tau_1}{\lambda_2} \right)^2 + \frac{2}{\lambda_2} \tau_1 + 2 \right) \right. \\
&\quad \left. - \exp \left(-\frac{\tau_2}{\lambda_2} \right) \left(\left(\frac{\tau_2}{\lambda_2} \right)^2 + \frac{2}{\lambda_2} \tau_2 + 2 \right) \right) \\
&\quad + 2L \exp \left(-\frac{h}{\lambda_2} \right) \left(\exp \left(-\frac{\tau_1}{\lambda_2} \right) \left(\frac{\tau_1}{\lambda_2} + 1 \right) - \exp \left(-\frac{\tau_2}{\lambda_2} \right) \left(\frac{\tau_2}{\lambda_2} + 1 \right) \right); \\
L &= -1 - \frac{\tau_1}{\lambda_2} + \frac{\tau_1}{\lambda_1}
\end{aligned}$$

Note that the expression $J_0(a_0)$ coincides with the Fisher information matrix, $I(a_0)$,

$$I(a_0) = \mathbb{E} \left[\left(\frac{\partial}{\partial a_0} \log f_T(T|a_0) \right)^2 \right].$$

Theorem 4. For the SSALT model under the assumption of exponential lifetimes, with the true regression vector denoted by a_0, a_1 , the asymptotic distribution of the MDPDE of a_1, \hat{a}_1^β , with fixed tuning parameter β is given by

$$\sqrt{N} \left(\hat{a}_1^\beta - a_1 \right) \xrightarrow[N \rightarrow \infty]{\mathcal{L}} \mathcal{N} \left(0, J_\beta(a_1)^{-1} K_\beta(a_1) J_\beta(a_1)^{-1} \right).$$

Being

$$J_\beta(a_1) = J_{0,\tau_1}^\beta(a_1) + J_{\tau_1,\tau_2}^\beta(a_1) + J_{\tau_2}^\beta(a_1),$$

with

$$\begin{aligned} J_{0,\tau_1}^\beta(a_1) &= \frac{x_1^2}{\lambda_1^\beta(\beta+1)} \left(\exp \left(-\frac{\tau_1(\beta+1)}{\lambda_1} \right) \left(-1 - \frac{1}{(\beta+1)^2} \left(\left(\frac{\tau_1(\beta+1)}{\lambda_1} \right)^2 + \frac{2(\beta+1)\tau_1}{\lambda_1} + 2 \right) \right. \right. \\ &\quad \left. \left. + \frac{2}{\beta+1} \left(\frac{\tau_1(\beta+1)}{\lambda_1} + 1 \right) \right) + 1 + \frac{2}{(\beta+1)^2} - \frac{2}{\beta+1} \right); \\ J_{\tau_2}^\beta(a_1) &= \left(\frac{\tau_2}{\lambda_2} x_2 + \frac{\tau_1}{\lambda_1} x_1 - \frac{\tau_1}{\lambda_2} x_2 \right)^2 \exp \left(-\frac{\tau_2+h}{\lambda_2}(\beta+1) \right), \\ J_{\tau_1,\tau_2}^\beta(a_1) &= (L^*)^2 \frac{1}{\lambda_2^\beta(\beta+1)} \exp \left(-\frac{h}{\lambda_2}(\beta+1) \right) \left(\exp \left(-\frac{\tau_1}{\lambda_2}(\beta+1) \right) - \exp \left(-\frac{\tau_2}{\lambda_2}(\beta+1) \right) \right) \\ &\quad + \frac{x_2^2}{\lambda_2^\beta(\beta+1)^3} \exp \left(-\frac{h}{\lambda_2}(\beta+1) \right) \left(\exp \left(-\frac{\tau_1}{\lambda_2}(\beta+1) \right) \left(\left(\frac{\tau_1}{\lambda_2}(\beta+1) \right)^2 + \frac{2\tau_1}{\lambda_2}(\beta+1) + 2 \right) \right. \\ &\quad \left. - \exp \left(-\frac{\tau_2}{\lambda_2}(\beta+1) \right) \left(\left(\frac{\tau_2}{\lambda_2}(\beta+1) \right)^2 + \frac{2\tau_2}{\lambda_2}(\beta+1) + 2 \right) \right) \\ &\quad + \frac{2L^*x_2}{\lambda_2^\beta(\beta+1)^2} \exp \left(-\frac{h}{\lambda_2}(\beta+1) \right) \left(\exp \left(-\frac{\tau_1}{\lambda_2}(\beta+1) \right) \left(\frac{\tau_1}{\lambda_2}(\beta+1) + 1 \right) \right. \\ &\quad \left. - \exp \left(-\frac{\tau_2}{\lambda_2}(\beta+1) \right) \left(\frac{\tau_2}{\lambda_2}(\beta+1) + 1 \right) \right); \\ L^* &= -x_2 - \frac{\tau_1}{\lambda_2} x_2 + \frac{\tau_1}{\lambda_1} x_1 \end{aligned}$$

and

$$\begin{aligned} K_\beta(a_1) &= J_{2\beta}(a_1) - \xi_\beta(a_1)^2 \\ \xi_\beta(a_1) &= \xi_{\tau_1}^\beta(a_1) + \xi_{\tau_1,\tau_2}^\beta(a_1) + \xi_{\tau_2}^\beta(a_1). \end{aligned}$$

with

$$\begin{aligned} \xi_{\tau_1}^\beta(a_1) &= -\frac{x_1}{\lambda_1^\beta(\beta+1)} \left(1 - \exp \left(-\frac{\tau_1}{\lambda_1}(\beta+1) \right) \right) + \frac{x_1}{\lambda_1^\beta(\beta+1)^2} \left(1 - \exp \left(-\frac{\tau_1}{\lambda_1}(\beta+1) \right) \left(\frac{\tau_1}{\lambda_1}(\beta+1) + 1 \right) \right); \\ \xi_{\tau_2}^\beta(a_1) &= \left(\frac{\tau_2}{\lambda_2} x_2 + \frac{\tau_1}{\lambda_1} x_1 - \frac{\tau_1}{\lambda_2} x_2 \right) \exp \left(-\frac{\tau_2+h}{\lambda_2}(\beta+1) \right); \\ \xi_{\tau_1,\tau_2}^\beta(a_1) &= L^* \frac{1}{\lambda_2^\beta(\beta+1)} \exp \left(-\frac{h}{\lambda_2}(\beta+1) \right) \left(\exp \left(-\frac{\tau_1}{\lambda_2}(\beta+1) \right) - \exp \left(-\frac{\tau_2}{\lambda_2}(\beta+1) \right) \right); \\ &\quad + \frac{x_2}{\lambda_2^\beta(\beta+1)^2} \exp \left(-\frac{h}{\lambda_2}(\beta+1) \right) \left(\exp \left(-\frac{\tau_1}{\lambda_2}(\beta+1) \right) \left(\frac{\tau_1}{\lambda_2}(\beta+1) + 1 \right) \right. \\ &\quad \left. - \exp \left(-\frac{\tau_2}{\lambda_2}(\beta+1) \right) \left(\frac{\tau_2}{\lambda_2}(\beta+1) + 1 \right) \right). \end{aligned}$$

Corollary 5. For the SSALT model under the assumption of exponential lifetimes, with the true regression vector denoted by a_0, a_1 , the asymptotic distribution of the MDPDE of a_1 , at $\beta = 0, \hat{a}_1^0$ (corresponding to the MLE) is given by

$$\sqrt{N} \left(\hat{a}_1^0 - a_1 \right) \xrightarrow[N \rightarrow \infty]{\mathcal{L}} \mathcal{N} \left(0, J_0(a_1)^{-1} \right).$$

Being

$$J_0(a_1) = J_{0,\tau_1}^0(a_1) + J_{\tau_1,\tau_2}^0(a_1) + J_{\tau_2}^0(a_1)$$

with

$$\begin{aligned} J_{0,\tau_1}^0(a_1) &= x_1^2 \left(1 - \exp\left(-\frac{\tau_1}{\lambda_1}\right) \left(1 + \left(\frac{\tau_1}{\lambda_1}\right)^2 \right) \right). \\ J_{0,\tau_2}^0(a_1) &= L^{*2} \exp\left(-\frac{h}{\lambda_2}\right) \left(\exp\left(-\frac{\tau_1}{\lambda_2}\right) - \exp\left(-\frac{\tau_2}{\lambda_2}\right) \right) \\ &\quad + x_2^2 \exp\left(-\frac{h}{\lambda_2}\right) \left(\exp\left(-\frac{\tau_1}{\lambda_2}\right) \left(\left(\frac{\tau_1}{\lambda_2}\right)^2 + \frac{2\tau_1}{\lambda_2} + 2 \right) \right. \\ &\quad \left. - \exp\left(-\frac{\tau_2}{\lambda_2}\right) \left(\left(\frac{\tau_2}{\lambda_2}\right)^2 + \frac{2\tau_2}{\lambda_2} + 2 \right) \right) \\ &\quad + 2L^* x_2 \exp\left(-\frac{h}{\lambda_2}\right) \left(\exp\left(-\frac{\tau_1}{\lambda_2}\right) \left(\frac{\tau_1}{\lambda_2} + 1 \right) - \exp\left(-\frac{\tau_2}{\lambda_2}\right) \left(\frac{\tau_2}{\lambda_2} + 1 \right) \right); \\ L^* &= -x_2 - \frac{\tau_1}{\lambda_2} x_2 + \frac{\tau_1}{\lambda_1} x_1 \\ J_{\tau_2}^0(a_1) &= \left(\frac{\tau_2}{\lambda_2} x_2 + \frac{\tau_1}{\lambda_1} x_1 - \frac{\tau_1}{\lambda_2} x_2 \right)^2 \exp\left(-\frac{\tau_2 + h}{\lambda_2}\right). \end{aligned}$$

Again, the expression $J_0(a_1)$ corresponds to the Fisher information, $I(a_1)$,

$$I(a_1) = \mathbb{E} \left[\left(\frac{\partial}{\partial a_1} \log f(T|a_1) \right)^2 \right].$$

Theorem 6. For the SSALT model under the assumption of exponential lifetimes and true regression vector denoted by a_0, a_1 , the asymptotic distribution of the MDPDE of the model parameter vector (a_0, a_1) , $(\hat{a}_0^\beta, \hat{a}_1^\beta)$, with fixed tuning parameter β is given by

$$\sqrt{N} \left(\left(\hat{a}_0^\beta, \hat{a}_1^\beta \right)^\top - (a_0, a_1)^\top \right) \xrightarrow[N \rightarrow \infty]{\mathcal{L}} \mathcal{N} \left(0, \mathbf{J}_\beta(a_0, a_1)^{-1} \mathbf{K}_\beta(a_0, a_1) \mathbf{J}_\beta(a_0, a_1)^{-1} \right).$$

Being

$$\begin{aligned} \mathbf{J}_\beta(a_0, a_1) &= \begin{pmatrix} J_\beta(a_0) & J_\beta(a_0, a_1) \\ J_\beta(a_1, a_0) & J_\beta(a_1) \end{pmatrix} \\ \mathbf{K}_\beta(a_0, a_1) &= J_{2\beta}(a_0, a_1) - \xi_\beta(a_0, a_1)^\top \xi_\beta(a_0, a_1) \end{aligned}$$

where $J_\beta(a_0)$ y $J_\beta(a_1)$ are defined in Theorems 2 and 4, and

$$J_\beta(a_0, a_1) = J_{0,\tau_1}^\beta(a_0, a_1) + J_{\tau_1,\tau_2}^\beta(a_0, a_1) + J_{\tau_2}^\beta(a_0, a_1).$$

with

$$\begin{aligned} J_{0,\tau_1}^\beta(a_0, a_1) &= x_1 J_{0,\tau_1}^\beta(a_0) \\ J_{\tau_1,\tau_2}^\beta(a_0, a_1) &= L^* \cdot L \cdot \frac{1}{\lambda_2^\beta(\beta+1)} \exp\left(-\frac{h}{\lambda_2}(\beta+1)\right) \left(\exp\left(-\frac{\tau_1}{\lambda_2}(\beta+1)\right) - \exp\left(-\frac{\tau_2}{\lambda_2}(\beta+1)\right) \right) \\ &\quad + x_2 \frac{1}{\lambda_2^\beta(\beta+1)^3} \exp\left(-\frac{h}{\lambda_2}(\beta+1)\right) \left(\exp\left(-\frac{\tau_1}{\lambda_2}(\beta+1)\right) \left(\left(\frac{\tau_1}{\lambda_2}(\beta+1)\right)^2 + \frac{2\tau_1}{\lambda_2}(\beta+1) + 2 \right) \right. \\ &\quad \left. - \exp\left(-\frac{\tau_2}{\lambda_2}(\beta+1)\right) \left(\left(\frac{\tau_2}{\lambda_2}(\beta+1)\right)^2 + \frac{2\tau_2}{\lambda_2}(\beta+1) + 2 \right) \right) \\ &\quad + (L^* + x_2 L) \frac{1}{\lambda_2^\beta(\beta+1)^2} \exp\left(-\frac{h}{\lambda_2}(\beta+1)\right) \left(\exp\left(-\frac{\tau_1}{\lambda_2}(\beta+1)\right) \left(\frac{\tau_1}{\lambda_2}(\beta+1) + 1 \right) \right. \\ &\quad \left. - \exp\left(-\frac{\tau_2}{\lambda_2}(\beta+1)\right) \left(\frac{\tau_2}{\lambda_2}(\beta+1) + 1 \right) \right) \end{aligned}$$

$$\begin{aligned}
L &= -1 - \frac{\tau_1}{\lambda_2} + \frac{\tau_1}{\lambda_1} \\
L^* &= -x_2 - \frac{\tau_1}{\lambda_2}x_2 + \frac{\tau_1}{\lambda_1}x_1 \\
J_{\tau_2}^\beta(a_0, a_1) &= \left(\frac{\tau_2}{\lambda_2}x_2 + \frac{\tau_1}{\lambda_1}x_1 - \frac{\tau_1}{\lambda_2}x_2 \right) \left(\frac{\tau_2 + h}{\lambda_2} \right) \exp \left(- \left(-\frac{\tau_2 + h}{\lambda_2} \right) (1 + \beta) \right).
\end{aligned}$$

and

$$\boldsymbol{\xi}_\beta(a_0, a_1) = (\xi_\beta(a_0), \xi_\beta(a_1)).$$

Corollary 7. For the SSALT model under the assumption of exponential lifetimes and true regression vector denoted by a_0, a_1 , the asymptotic distribution of the MDPDE at $\beta = 0$ (corresponding with the MLE), $(\hat{a}_0^0, \hat{a}_1^0)$, with fixed tuning parameter β is given by

$$\sqrt{N} \left((\hat{a}_0^0, \hat{a}_1^0)^\top - (a_0, a_1)^\top \right) \xrightarrow[N \rightarrow \infty]{\mathcal{L}} \mathcal{N}(0, \mathbf{J}_0(a_0, a_1)^{-1}).$$

Being:

$$\mathbf{J}_0(a_0, a_1) = \begin{pmatrix} J_0(a_0) & J_0(a_0, a_1) \\ J_0(a_1, a_0) & J_0(a_1) \end{pmatrix}$$

with:

$$\begin{aligned}
J_{0, \tau_1}^0(a_0, a_1) &= x_1 \left(1 - \exp \left(-\frac{\tau_1}{\lambda_1} \right) \left(1 + \left(\frac{\tau_1}{\lambda_1} \right)^2 \right) \right). \\
J_{0, \tau_2}^0(a_0, a_1) &= L^* \cdot L \exp \left(-\frac{h}{\lambda_2} \right) \left(\exp \left(-\frac{\tau_1}{\lambda_2} \right) - \exp \left(-\frac{\tau_2}{\lambda_2} \right) \right); \\
&\quad + x_2 \exp \left(-\frac{h}{\lambda_2} \right) \left(\exp \left(-\frac{\tau_1}{\lambda_2} \right) \left(\left(\frac{\tau_1}{\lambda_2} \right)^2 + \frac{2\tau_1}{\lambda_2} + 2 \right) \right. \\
&\quad \left. - \exp \left(-\frac{\tau_2}{\lambda_2} \right) \left(\left(\frac{\tau_2}{\lambda_2} \right)^2 + \frac{2\tau_2}{\lambda_2} + 2 \right) \right) \\
&\quad + (L^* + x_2 L) \exp \left(-\frac{h}{\lambda_2} \right) \left(\exp \left(-\frac{\tau_1}{\lambda_2} \right) \left(\frac{\tau_1}{\lambda_2} + 1 \right) - \exp \left(-\frac{\tau_2}{\lambda_2} \right) \left(\frac{\tau_2}{\lambda_2} + 1 \right) \right); \\
L &= -1 - \frac{\tau_1}{\lambda_2} + \frac{\tau_1}{\lambda_1} \\
L^* &= -x_2 - \frac{\tau_1}{\lambda_2}x_2 + \frac{\tau_1}{\lambda_1}x_1 \\
J_{\tau_2}^0(a_0, a_1) &= \left(\frac{\tau_2}{\lambda_2}x_2 + \frac{\tau_1}{\lambda_1}x_1 - \frac{\tau_1}{\lambda_2}x_2 \right) \left(\frac{\tau_2 + h}{\lambda_2} \right) \exp \left(- \left(-\frac{\tau_2 + h}{\lambda_2} \right) \right).
\end{aligned}$$

Thus, the Fisher information, $I(a_0, a_1)$ is given by

$$I(a_0, a_1) = \mathbb{E} \left[\left(\frac{\partial}{\partial a_0} \log f_T(T|a_0, a_1) \right) \left(\frac{\partial}{\partial a_1} \log f_T(T|a_0, a_1) \right) \right].$$

4 Lifetime Characteristics Estimation

Estimates of the model parameters a_0 and a_1 have been obtained along with their asymptotic distribution so far. These estimates enable the approximation of the lifetime c.d.f. and associated functions. However, In certain reliability experiments, the primary objective is to estimate some specific characteristics of the lifetime, such as mean lifetime to failure (MTTF), rather than the c.d.f. itself. In the following, we address the robust estimation of key lifetime characteristics based on the proposed MDPDEs and the construction of the corresponding confidence intervals (CIs) using the asymptotic distribution of the estimators and the Delta method.

The reliability of a device upon a mission time t can be determined through the complement of the failure probability. That is, under normal operating conditions the reliability of a device at a mission time t is given by

$$R_0(t) = \exp \left(-\frac{t}{\lambda_0} \right) = \exp \left(-t \exp(-a_0 - a_1 x_0) \right). \quad (22)$$

Once the regressions parameters (a_0, a_1) are robustly estimated (and so are the scale parameter, λ_0), one can estimate the reliability by plugging-in the estimates on the previous expression. That is, the robust estimate of the reliability at mission time t based on the MDPDE with tuning parameter β , is obtained as

$$\hat{R}_0^\beta(t) = \exp\left(-\frac{t}{\hat{\lambda}_0^\beta}\right) = \exp\left(-t \exp(-\hat{a}_0^\beta - \hat{a}_1^\beta x_0)\right). \quad (23)$$

The following result states the asymptotic distribution of the robust MDPDE with tuning parameter β for the reliability of the device at a fixed mission time t .

Theorem 8. *Let (a_0, a_1) be the true parameter of the regression vector and let $\hat{\mathbf{a}}^\beta = (\hat{a}_0^\beta, \hat{a}_1^\beta)$ be the MDPDE with parameter β . Then, the asymptotic distribution of the estimated reliability under normal operating conditions based on the MDPDE at a mission time t , $\hat{R}_0^\beta(t)$, is given by*

$$\sqrt{N} \left(\hat{R}_0^\beta(t) - R_0(t) \right) \xrightarrow[N \rightarrow \infty]{\mathcal{L}} \mathcal{N} \left(0, \sigma_\beta(R_0(t))^2 \right).$$

with

$$\sigma_\beta(R_0(t))^2 = \nabla h_R(\mathbf{a}_0)^T J_\beta(\mathbf{a}_0)^{-1} K_\beta(\mathbf{a}_0) J_\beta(\mathbf{a}_0)^{-1} \nabla h_R(\mathbf{a}_0)$$

where $K_\beta(\mathbf{a}_0)$ and $J_\beta(\mathbf{a}_0)$ are defined in Theorem 6, and $\nabla h_R(\mathbf{a}_0)^\top = \left(-R_0(t) \frac{t}{\lambda_0}, -R_0(t) \frac{tx_0}{\lambda_0} \right)$ the gradient of the function $h_R(\mathbf{a}) = \exp(-t \exp(a_0 + a_1 x_0))$ with respect to the model parameters.

Let us now consider the estimation of the time by which more than a proportion α of devices are expected to have failed at normal operating stress level. This quantile estimation relies on the inverse of the reliability function as follows

$$Q_{1-\alpha} = R_0^{-1}(1 - \alpha) = -\log(1 - \alpha) \lambda_0, \quad (24)$$

and so, a robust estimator of the $(1 - \alpha)$ -quantile based on the MDPDE with tuning parameter β is given by

$$\hat{Q}_{1-\alpha}^\beta = \hat{R}_0^{-1}(1 - \alpha) = -\log(1 - \alpha) \hat{\lambda}_0 = -\log(1 - \alpha) \exp(\hat{a}_0^\beta + \hat{a}_1^\beta x_0), \quad (25)$$

Theorem 9. *Given the same conditions as in the Theorem 8, the asymptotic distribution of the estimated $(1 - \alpha)$ -quantile, under normal operating conditions, based on the MDPDE with tuning parameter β , $\hat{Q}_{1-\alpha}^\beta$, is given by*

$$\sqrt{N} \left(\hat{Q}_{1-\alpha}^\beta - Q_{1-\alpha} \right) \xrightarrow[N \rightarrow \infty]{\mathcal{L}} \mathcal{N} \left(0, \sigma_\beta(Q_{1-\alpha})^2 \right).$$

with

$$\sigma_\beta(Q_{1-\alpha})^2 = \nabla h_Q(\mathbf{a}_0)^T J_\beta(\mathbf{a}_0)^{-1} K_\beta(\mathbf{a}_0) J_\beta(\mathbf{a}_0)^{-1} \nabla h_Q(\mathbf{a}_0)$$

where $K_\beta(\mathbf{a}_0)$ and $J_\beta(\mathbf{a}_0)$ are defined in Theorem 6, and $\nabla h_Q(\mathbf{a})^\top = (Q_{1-\alpha}, Q_{1-\alpha} x_0)$ is the gradient of the function $h_Q(\mathbf{a}) = Q_{1-\alpha} = \log(1 - \alpha) \lambda_0$.

Finally, another important and widely used characteristic is the MTTF. For exponential distributions, the expected lifetime of the device is given by

$$E_T = \mathbb{E}[T] = \lambda_0 = \exp(a_0 + a_1 x_0). \quad (26)$$

Theorem 10. *Given the same conditions as in the Theorem 8, the asymptotic distribution of the estimated MTTF under normal operating conditions, based on the MDPDE with tuning parameter β , \hat{E}_T^β , is given by*

$$\sqrt{N} \left(\hat{E}_T^\beta - E_T \right) \xrightarrow[N \rightarrow \infty]{\mathcal{L}} \mathcal{N} \left(0, \sigma_\beta(E_T)^2 \right).$$

with

$$\sigma_\beta(E_T)^2 = \nabla h_E(\mathbf{a}_0)^T J_\beta(\mathbf{a}_0)^{-1} K_\beta(\mathbf{a}_0) J_\beta(\mathbf{a}_0)^{-1} \nabla h_E(\mathbf{a}_0)$$

where $K_\beta(\mathbf{a}_0)$ and $J_\beta(\mathbf{a}_0)$ are defined in Theorem 6, and $\nabla h_E(\mathbf{a})^\top = (E_T, E_T x_0)$ is the gradient of the function $h_E(\mathbf{a}) = \exp(a_0 + a_1 x_0)$.

Because $\hat{\alpha}^\beta$ is a consistent estimator, we can build an approximated two sided $(1-\alpha) \cdot 100\%$ CI for the lifetime characteristics robust estimates as follows,

$$\hat{R}_0^\beta(t) \pm z_{\alpha/2} \frac{\sigma_\beta(R_0(t))}{\sqrt{N}} \quad \hat{Q}_{1-\alpha}^\beta \pm z_{\alpha/2} \frac{\sigma_\beta(Q_{1-\alpha})}{\sqrt{N}} \quad \hat{E}_T^\beta \pm z_{\alpha/2} \frac{\sigma_\beta(E_T)}{\sqrt{N}}$$

where $\sigma_\beta(R_0(t))$, $\sigma_\beta(Q_{1-\alpha})$ and $\sigma_\beta(E_T)$ where defined in Theorems 8-10.

The approximated confidence intervals derived above were based on the asymptotic properties of the MDPDEs, so they are useful for large sample sizes. In studies with small sample sizes, it may be necessary to truncate the confidence intervals, since some quantities may violate some natural constraints. For example, quantities like the MTTF or distribution quantiles must remain positive, and reliability values must lie within the $[0, 1]$ range. To address this issue, Viveros and Balakrishnan (1993) applied natural transformations to these quantities to ensure that the constraints are satisfied. This approach allowed for more accurate confidence intervals. For example, for to construct CI for the reliability, they used a logit transform as

$$\phi = \phi(R_0(t)) = \text{logit}(R_0(t)) = \log\left(\frac{R_0(t)}{1 - R_0(t)}\right). \quad (27)$$

The asymptotic distribution and CI for these transformed values can then be derived using once again the Delta method. As a result, the transformed CI for the reliability, obtained by inverting CI for ϕ , does not require truncation, making it particularly convenient. Indeed, this logit transformation is a natural and widely used choice when dealing with parameters that represent probabilities.

Algebraically inverting the CI for the transformed reliability, the asymptotic $(1 - \alpha) \cdot 100\%$ CI for the original reliability measure is obtained as follows

$$\left[\frac{\hat{R}_{\beta,0}(t)}{\hat{R}_{\beta,0}(t) + (1 - \hat{R}_{\beta,0}(t)) S}, \frac{\hat{R}_{\beta,0}(t)}{\hat{R}_{\beta,0}(t) + (1 - \hat{R}_{\beta,0}(t)) / S} \right],$$

with $S = \exp\left(\frac{z_{\alpha/2}}{\sqrt{N}} \frac{\sigma_\beta(R_0(t))}{\hat{R}_{\beta,0}(t) + (1 - \hat{R}_{\beta,0}(t))}\right)$ and $\sigma_\beta(R_0(t))$ as defined in Theroem 8.

A similar approach can be used for the quantiles and MTTF defined in Equations (25) and (26). Since both quantities must be strictly positive, a logarithmic transformation is a natural choice to map the quantities into the real line \mathbb{R} . Then, applying the Delta method we can derive the corresponding asymptotic distributions, and subsequently inverting the logarithmic transformations, we obtain the approximated transformed confidence intervals for $Q_{1-\alpha}$ and E_T as follows

$$\left[\hat{Q}_{1-\alpha}^\beta \exp\left(-\frac{z_{\alpha/2}}{\sqrt{N}} \frac{\sigma_\beta(\hat{Q}_{1-\alpha})}{\hat{Q}_{1-\alpha}^\beta}\right), \hat{Q}_{1-\alpha}^\beta \exp\left(\frac{z_{\alpha/2}}{\sqrt{N}} \frac{\sigma_\beta(\hat{Q}_{1-\alpha})}{\hat{Q}_{1-\alpha}^\beta}\right) \right],$$

and

$$\left[\hat{E}_T^\beta \exp\left(-\frac{z_{\alpha/2}}{\sqrt{N}} \frac{\sigma_\beta(\hat{E}_T)}{\hat{E}_T^\beta}\right), \hat{E}_T^\beta \exp\left(\frac{z_{\alpha/2}}{\sqrt{N}} \frac{\sigma_\beta(\hat{E}_T)}{\hat{E}_T^\beta}\right) \right],$$

respectively, with $\sigma_\beta(\hat{Q}_{1-\alpha})$ and $\sigma_\beta(\hat{E}_T)$ were defined in Theorems 9 and 10.

5 Simulation study

In this section, we analyze the behavior of the MDPDEs, focusing specifically on their robustness in the presence of outliers. To this end, a simulation study is conducted.

The data were simulated based on an step-stress experimental setup that starts with a stress level of $x_1 = 1$. At time $\tau_1 = 10$, the stress level increases to $x_2 = 2$, and the experiment concludes at $\tau_2 = 33$. The true parameter values are set to be $a_0 = 3.5$ and $a_1 = -1$. These parameters

values were used in Balakrishnan et al. (2007) for a similar simulated experiment. Note that a_1 is negative, so that higher stress levels correspond to shorter expected lifetimes. Thus, we exponential lifetime scale parameters (and MTTF) at constant stress levels $x_1 = 1$ and $x_2 = 2$ are

$$\lambda_1 = \exp(3.5 - 1) \approx 12.18 \quad \text{and} \quad \lambda_2 = \exp(3.5 - 2) \approx 4.48.$$

Figure 2 graphically describes the step-stress design over time.

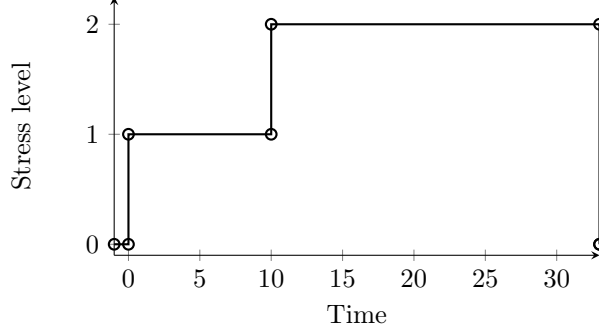


Figure 2: Step-stress test.

In this context, an outlier refers to a notable presence of observations located in areas where the underlying p.d.f. is low. Then, to introduce contamination of data, a ν proportion of the observations is generated from a shifted exponential distribution at $t = 31$, having very short MTTF of 0.5. In other words, an unexpectedly high number of outliers is produced shortly before the experiment ends, corresponding to lifetimes with low probability under the true distribution.

5.1 Performance for the MSE

We first examine the behavior of the robust estimators for different values of β (including the MLE, $\beta = 0$) in the presence of outliers in terms of their estimating error.

To examine the influence of outlying data, we empirically estimate the mean squared error (MSE) of the MDPDEs under several proportions of outliers $\nu = 0, 0.5\%, \dots, 6\%$ and tuning parameter values $\beta = 0, 0.2, 0.4, 0.6, 0.8, 1$. For a fixed proportion of outliers, a total of $B = 4000$ sampled are simulated with a sample size of $n = 520$. For each simulated sample of the step-stress experiment, $i = 1, \dots, B$, we compute the MDPDEs of the model parameters, $\hat{a}_{0,i}^\beta$ and $\hat{a}_{1,i}^\beta$ for $\beta = 0, 0.2, 0.4, 0.6, 0.8, 1$. Therefore, for a given outlier proportion ν , the empirical MSE of the MDPDE with tuning parameter β for a_0 and a_1 is given by

$$\text{MSE}_\beta^\nu(a_0) = \frac{1}{4000} \sum_{i=1}^{4000} (\hat{a}_{0,\beta,i}^\nu - 3.5)^2 \quad \text{and} \quad \text{MSE}_\beta^\nu(a_1) = \frac{1}{4000} \sum_{i=1}^{4000} (\hat{a}_{1,\beta,i}^\nu + 1)^2.$$

Figure 3 shows the empirical MSE of the MDPDEs with different values of the tuning parameter β when estimating a_0 (left) and a_1 (right) under increasing outliers proportion. As shown, the MLE (corresponding to $\beta = 0$) outperform the MDPDEs with positive values of β in the absence of contamination. However, it rapidly worsens when introducing contamination, and even a 1–2% of outlying observations heavily influence the performance of the MLE. In contrast, the MDPDEs with moderate and high values of the tuning parameter (β around 0.4–0.6) perform quite similar than the MLE in the absence of outliers, but keep competitive under contamination in data.

The robust properties of the MDPDEs are expected to be inherited by the resulting estimates of lifetime characteristics. Given the MDPDEs of the model parameters \hat{a}_0 and \hat{a}_1 , estimates of the MTTF ($\hat{\lambda}_0$), the median ($\hat{Q}_{0.5}$), and the reliability $R_0(t)$ at a specific time $t = 15$, can directly been computed. Figure 4 presents the estimated MSE of the robust estimates for the MTTF, median and reliability at $t = 14$ based on MDPDEs with several values of β . As expected, for large values of β , the MSE remains controlled across increasing proportions of outliers, while the behavior of the MLE heavily worsens.

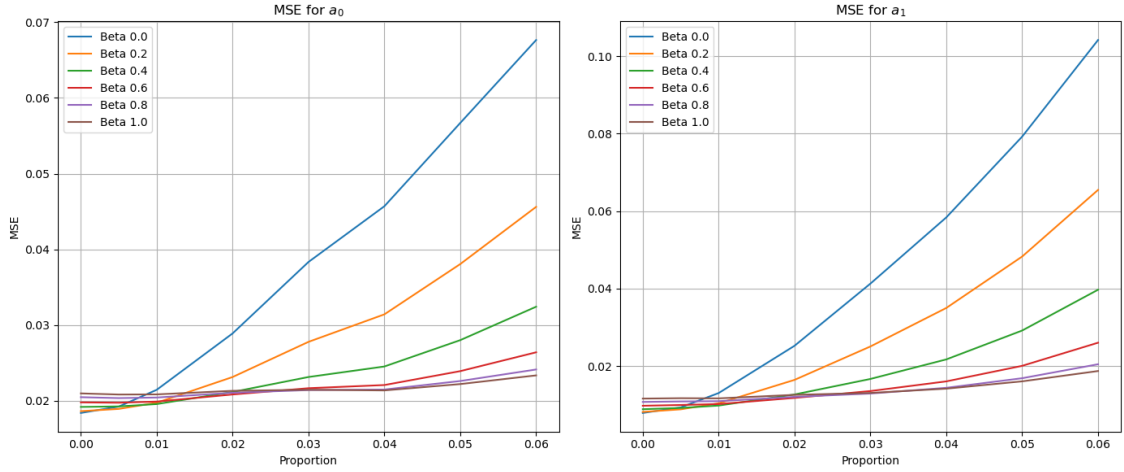


Figure 3: Empirical MSE of the MDPDEs $(\hat{a}_0^\beta, \hat{a}_1^\beta)$ for different values of β .

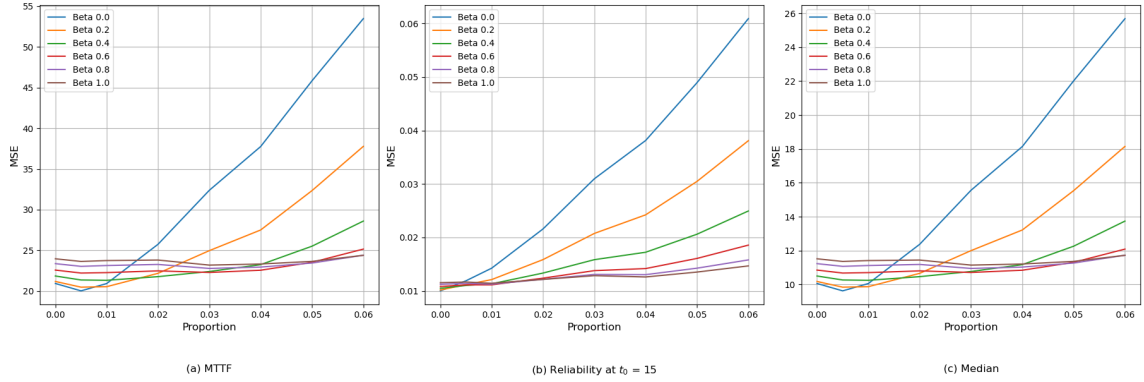


Figure 4: Empirical MSE of the MTTF (left), median (middle) and reliability at $t = 14$ (right) estimates based on the MDPDE with different values of β .

This example illustrates the appealing performance of the MDPDEs with moderate and large values of β in the presence of outliers. While estimates based on the MLE are quite heavily influenced by contamination, estimates based on MDPDEs maintain a bounded influence for sufficiently large values of the tuning parameter β . It is important to emphasize that the objective is not to obtain an estimator completely insensitive to outliers—such insensitivity would typically come at the cost of substantial bias—but rather to limit the influence of outliers in a controlled manner.

5.2 Performance for the CI

Finally, let us empirically examine the influence of outlying observations in the estimation of CIs.

A similar simulation set-up as described in Section 5 is used. As before, the true parameter values are set to be $a_0 = 3.5$ and $a_1 = -1$. To reach the nomination level of $\alpha = 0.05$, the sample size is increased to $n = 10000$. Samples are simulated under several number of outliers $N_{\text{outlier}} = 0, 60, \dots, 160$ and the estimation process is repeated over $B = 1000$ times. For each simulated sample i , the MDPDEs of the model parameters are computed, \hat{a}_0^i and \hat{a}_1^i for $\beta = 0, 0.2, 0.4, 0.6, 0.8, 1$, along with their corresponding CIs.

Tables in 1 present the empirical coverage probability, defined as the proportion of estimated CIs that contain the true parameter value a_0 , under different outliers proportions. Similar results for a_1 are presented in 2. As illustrated, the empirical coverage of the CI based on the different MDPDEs reaches the nominal level in the absence of contamination. However, the coverage of CIs based on the MLE decreases as the level of contamination increases, in contrast to the more stable behavior exhibited by the robust CIs based on MDPDEs with $\beta > 0$. It's worth noting the case

of a_1 . With less than 2% of outliers, the confidence intervals become completely unusable for the MLE, while for certain levels of β it maintains some good performance.

Table 1: Empirical coverage probabilities (Cov), confidence interval widths (CI Width), and mean estimates (Mean) for the estimation of a_0 with different values of β and Proportion

(a) $N_{\text{outlier}} = 0$				(b) $N_{\text{outlier}} = 60$			
β	Cov	CI Width	Mean	β	Cov	CI Width	Mean
0.0	0.934	12.061907	3.498804	0.0	0.925	12.061907	3.484228
0.2	0.932	12.111462	3.498849	0.2	0.946	12.111462	3.488947
0.4	0.937	12.235783	3.498951	0.4	0.950	12.235783	3.492353
0.6	0.939	12.405113	3.499061	0.6	0.952	12.405113	3.494690
0.8	0.937	12.595768	3.499149	0.8	0.952	12.595768	3.496203
1.0	0.938	12.789778	3.499241	1.0	0.951	12.789778	3.497147

(c) $N_{\text{outlier}} = 80$				(d) $N_{\text{outlier}} = 100$			
β	Cov	CI Width	Mean	β	Cov	CI Width	Mean
0.0	0.927	11.994688	3.476483	0.0	0.923	11.927469	3.468739
0.2	0.941	12.043532	3.482025	0.2	0.933	11.975599	3.475103
0.4	0.948	12.164319	3.486283	0.4	0.943	12.093049	3.479986
0.6	0.951	12.329244	3.489505	0.6	0.947	12.253375	3.483710
0.8	0.951	12.515250	3.491953	0.8	0.948	12.434731	3.486494
1.0	0.951	12.714467	3.493822	1.0	0.949	12.630983	3.488616

(e) $N_{\text{outlier}} = 120$				(f) $N_{\text{outlier}} = 140$			
β	Cov	CI Width	Mean	β	Cov	CI Width	Mean
0.0	0.918	11.860250	3.460994	0.0	0.916	11.793031	3.453250
0.2	0.928	11.907726	3.468181	0.2	0.924	11.839853	3.461259
0.4	0.938	12.022378	3.473709	0.4	0.933	11.951707	3.467432
0.6	0.944	12.179506	3.478007	0.6	0.940	12.105637	3.472304
0.8	0.946	12.357406	3.481135	0.8	0.943	12.280081	3.475908
1.0	0.947	12.550198	3.483509	1.0	0.944	12.470009	3.478512

(g) $N_{\text{outlier}} = 160$			
β	Cov	CI Width	Mean
0.0	0.912	11.725812	3.445506
0.2	0.920	11.772004	3.454336
0.4	0.929	11.881036	3.461355
0.6	0.937	12.031767	3.466801
0.8	0.940	12.202755	3.470919
1.0	0.942	12.389503	3.473753

6 Real-Data Example

This example was studied by Wang and Fei (2003) to obtain the reliability indices of a kind of electronic components at the normal operating temperature of $x_0 = 25^\circ C$. A total of $N = 100$ items from a batch of products were randomly selected for a SSALT with two stress levels $x_1 = 100^\circ C$ and $x_2 = 150^\circ C$. In the original experiment, the stress level was increased when 30 products had failed, and the test continued until 20 more products had failed, resulting in a total of 50 observed failures (Type-II censoring). The observed failure times were as follows:

- Failure times at the first stress level x_1 : 32, 54, 59, 86, 117, 123, 213, 267, 268, 273, 299, 311, 321, 333, 339, 386, 408, 422, 435, 437, 476, 518, 570, 632, 666, 697, 796, 854, 858, 910.
- Failure times at the second stress level x_2 : 16, 19, 21, 36, 37, 63, 70, 75, 83, 95, 100, 106, 110, 113, 116, 135, 136, 149, 172, 186.

Table 2: Empirical coverage probabilities (Cov), confidence interval widths (CI Width), and mean estimates (Mean) for the estimation of a_1 with different values of β and Proportion

(a) $N_{\text{outlier}} = 0$				(b) $N_{\text{outlier}} = 60$			
β	Cov	CI Width	Mean	β	Cov	CI Width	Mean
0.0	0.943	7.947590	-0.999390	0.0	0.783	7.947590	-0.975462
0.2	0.939	8.012745	-0.999436	0.2	0.857	8.012745	-0.981357
0.4	0.935	8.195436	-0.999534	0.4	0.907	8.195436	-0.985887
0.6	0.941	8.473374	-0.999651	0.6	0.923	8.473374	-0.989157
0.8	0.943	8.815907	-0.999753	0.8	0.942	8.815907	-0.991331
1.0	0.936	9.186449	-0.999857	1.0	0.946	9.186449	-0.992655

(c) $N_{\text{outlier}} = 80$				(d) $N_{\text{outlier}} = 100$			
β	Cov	CI Width	Mean	β	Cov	CI Width	Mean
0.0	0.645	7.947590	-0.967421	0.0	0.477	7.947590	-0.959675
0.2	0.784	8.012745	-0.975216	0.2	0.669	8.012745	-0.969206
0.4	0.851	8.195436	-0.981213	0.4	0.794	8.195436	-0.976563
0.6	0.886	8.473374	-0.985533	0.6	0.868	8.473374	-0.981875
0.8	0.913	8.815907	-0.988377	0.8	0.899	8.815907	-0.985376
1.0	0.925	9.186449	-0.990062	1.0	0.914	9.186449	-0.987439

(e) $N_{\text{outlier}} = 120$				(f) $N_{\text{outlier}} = 140$			
β	Cov	CI Width	Mean	β	Cov	CI Width	Mean
0.0	0.347	7.947590	-0.952546	0.0	0.221	7.947590	-0.945198
0.2	0.573	8.012745	-0.963661	0.2	0.463	8.012745	-0.957965
0.4	0.736	8.195436	-0.972286	0.4	0.688	8.195436	-0.967937
0.6	0.840	8.473374	-0.978548	0.6	0.802	8.473374	-0.975233
0.8	0.886	8.815907	-0.982695	0.8	0.872	8.815907	-0.980105
1.0	0.904	9.186449	-0.985154	1.0	0.899	9.186449	-0.983025

(g) $N_{\text{outlier}} = 160$			
β	Cov	CI Width	Mean
0.0	0.139	7.947590	-0.937791
0.2	0.343	8.012745	-0.951994
0.4	0.591	8.195436	-0.963116
0.6	0.731	8.473374	-0.971261
0.8	0.822	8.815907	-0.976694
1.0	0.856	9.186449	-0.979916

To illustrate the performance of the MDPDE for the SSALT model under Type-I censoring, we assume that the time of stress change τ_1 is pre-fixed at $t = 900$ and that the termination time, τ_2 , is pre-fixed at $t = 1096$.

The Table 3 shows the parameter estimates under different values of β , together with their approximate CIs, derived from the asymptotic distributions in Theorems 2 and 4 as follows:

$$\hat{a}_i \pm \frac{\hat{\sigma}_\beta(\hat{a}_i^\beta)}{\sqrt{N}}$$

with $\hat{\sigma}_\beta(\hat{a}_i^\beta) = J_\beta(\hat{a}_i^\beta)^{-1} K_\beta(\hat{a}_i^\beta) J_\beta(\hat{a}_i^\beta)^{-1}$ where the corresponding quantities $J_\beta(a_i)$ and $K_\beta(a_i)$ are defined for a_0 in Theorem 2, and for a_1 in Theorem 4. Larger values of the tuning parameter leads to wider CIs, but results are quite stable across the different β s.

As outlined in Section 4, robust estimators of lifetime-related characteristics MTTF, reliability at mission time t and distribution quantiles, can be obtained from the model estimates. Robust MTTF estimates based on MDPDEs, along with their corresponding direct and transformed approximate confidence intervals, are presented in Table 4 under three stress levels, $x_0 = 25$ for normal operating conditions, and $x_1 = 100$ and $x_2 = 150$ for the increased stress levels used on the

Table 3: MDPDEs for the electronic components data under different values of β

β	\hat{a}_0	$IC(\hat{\theta}_0)$	$\hat{a}_1 (\times 10^2)$	$IC(\hat{a}_1) (\times 10^2)$
MLE	10.862	[9.476, 12.247]	-3.026	[-4.159, -1.893]
0.2	10.856	[9.470, 12.242]	-3.021	[-4.155, -1.887]
0.4	10.851	[9.464, 12.238]	-3.017	[-4.151, -1.882]
0.6	10.845	[9.455, 12.234]	-3.012	[-4.148, -1.876]
0.8	10.837	[9.444, 12.230]	-3.005	[-4.144, -1.867]
1	10.832	[9.435, 12.229]	-3.002	[-4.143, -1.860]

accelerated experiment. A expected trend is apparent: as the stress level increases ($x_0 < x_1 < x_2$), the estimated mean lifetime decreases significantly, indeed, by $\exp(-\hat{a}_1)$. Moreover, for constant stress level, the MTTF estimates are relatively stable across different β values, thus indicating possibly absence of outlying observations. Importantly, under normal operating conditions, the lower bounds of the approximate direct confidence intervals exceed zero, and thus and therefore need to be truncated. In contrast, transformed CIs for the MTTF provide positive interval bounds, which might be more physically meaningful. When the stress is increased from $x_1 = 100^\circ C$ to $x_2 = 150^\circ C$ the MTTF is reduced to less than 22% times its original value (78.31% of reduction). Generally, a $10^\circ C$ increase in environmental temperature may lead to a reduction in the MTTF of the devices by $(1 - \exp(10\hat{a}_1^\beta)) \cdot 100\%$, which is approximately of 26%.

Table 4: Estimated mean lifetime and asymptotic (direct and transformed) confidence intervals (in hours) of the electronic components under three constant temperatures.

	Mean lifetime	Direct CI	Transformed CI
$x_0 = 25$			
MLE	6.796	[0, 14.335]	[2.241, 20.609]
0.2	6.767	[0, 14.278]	[2.231, 20.531]
0.4	6.740	[0, 14.228]	[2.219, 20.471]
0.6	6.707	[0, 14.171]	[2.204, 20.408]
0.8	6.665	[0, 14.099]	[2.185, 20.332]
1	6.640	[0, 14.068]	[2.169, 20.323]
$x_1 = 100$			
MLE	0.702	[0.452, 0.953]	[0.492, 1.003]
0.2	0.702	[0.452, 0.953]	[0.491, 1.003]
0.4	0.702	[0.451, 0.952]	[0.491, 1.003]
0.6	0.701	[0.450, 0.952]	[0.490, 1.003]
0.8	0.700	[0.449, 0.951]	[0.489, 1.002]
1	0.699	[0.447, 0.950]	[0.488, 1.002]
$x_2 = 150$			
MLE	0.155	[0.087, 0.223]	[0.100, 0.240]
0.2	0.155	[0.087, 0.223]	[0.100, 0.241]
0.4	0.155	[0.087, 0.224]	[0.100, 0.241]
0.6	0.155	[0.087, 0.224]	[0.100, 0.242]
0.8	0.156	[0.087, 0.225]	[0.100, 0.242]
1	0.156	[0.087, 0.225]	[0.100, 0.243]

Another quantity of interest in industry is the reliability of the device at a given mission time under normal operating conditions, as well as how this reliability is affected by increases in environmental temperature. Let us fix a mission time $t = 600s$. The MDPDEs for the reliability and their corresponding direct and transformed approximate CIs with different values of β are presented in Table 5 for constant temperatures. Notably, reliability decreases substantially as the

stress level increases, indicating that the product degrades more rapidly at higher temperatures. Furthermore, the choice of the tuning parameter β has a relatively minor impact on the estimated reliability, as all estimates remain quite similar. As for the MTTF, the bounds of the direct CIs under normal operating conditions are truncated to satisfy the natural constraint of lying between 0 and 1. Moreover, the direct and transformed approximate confidence intervals provide similar bounds at low temperature levels, but differ slightly at higher temperatures.

Table 5: Estimated reliability at $t = 600$ and asymptotic (direct and transformed) confidence intervals (in hours) for the electronic components under three constant temperatures.

	$\hat{R}(600)$	Direct CI	Transformed CI
$x_0 = 25$			
MLE	0.976	[0.949, 1.000]	[0.950, 1.000]
0.2	0.976	[0.949, 1.000]	[0.949, 1.000]
0.4	0.976	[0.949, 1.000]	[0.949, 1.000]
0.6	0.975	[0.948, 1.000]	[0.949, 1.000]
0.8	0.975	[0.948, 1.000]	[0.948, 1.000]
1	0.975	[0.948, 1.000]	[0.948, 1.000]
$x_1 = 100$			
MLE	0.789	[0.722, 0.855]	[0.725, 0.858]
0.2	0.789	[0.722, 0.855]	[0.725, 0.858]
0.4	0.789	[0.722, 0.856]	[0.724, 0.858]
0.6	0.788	[0.721, 0.855]	[0.724, 0.858]
0.8	0.788	[0.721, 0.855]	[0.723, 0.858]
1	0.788	[0.720, 0.855]	[0.723, 0.858]
$x_2 = 150$			
MLE	0.340	[0.179, 0.502]	[0.212, 0.547]
0.2	0.341	[0.179, 0.503]	[0.212, 0.548]
0.4	0.342	[0.180, 0.504]	[0.213, 0.549]
0.6	0.342	[0.180, 0.504]	[0.213, 0.550]
0.8	0.343	[0.181, 0.505]	[0.214, 0.550]
1	0.343	[0.181, 0.506]	[0.214, 0.551]

Finally, let us discuss results for the 0.9-quantile estimates. The 90%-quantile represents the time by which 90% of the units are expected to have survived under constant temperature conditions. Table 6 presents the MDPDEs for the 0.9-quantile and their corresponding approximate CIs. As expected, all 0.9-quantile estimates show a strong inverse relationship with the temperature; The time at which 90% of the devices are still functioning is much shorter at higher temperatures. When comparing direct and transformed approximated CIs for the 0.9-quantile, the transformed CIs tend to have higher upper and lower bounds. At normal operating conditions $x_0 = 25$, lower bounds of direct CIs resulted negative, and so were truncated.

In Balakrishnan et al. (2023b), the authors performed estimations using the same dataset but instead of continuous monitoring, they used interval-censored data, by counting the number of failures at some inspection times in between. The estimated values of the model parameters under both continuous and censored setups are quite similar, but two main differences can be highlighted: Firstly, in the continuous monitoring case, the estimated parameter values become more stable as β increases, showing a slower decreasing trend and thus indicating a reduced sensitivity to the choice of β in the absence of contamination. Secondly, the CIs obtained under continuous monitoring for a 95% confidence level have are narrower compared to those obtained under censored data.

Table 6: MDPDEs for the 90%–quantile (in minutes) and their corresponding asymptotic (direct and transformed) confidence intervals for the electronic components under three constant temperatures.

	$\hat{Q}_{0.9}$	Direct CI	Transformed CI
$x_0 = 25$			
MLE	42.960	[0, 90.600]	[14.160, 130.260]
0.2	42.780	[0, 90.240]	[14.100, 129.780]
0.4	42.600	[0, 89.940]	[14.040, 129.420]
0.6	42.420	[0, 89.580]	[13.920, 129.000]
0.8	42.120	[0, 89.100]	[13.800, 128.520]
1	42.000	[0, 88.920]	[13.740, 128.460]
$x_1 = 100$			
MLE	4.440	[2.856, 6.024]	[3.108, 6.342]
0.2	4.440	[2.856, 6.024]	[3.108, 6.342]
0.4	4.434	[2.850, 6.018]	[3.102, 6.342]
0.6	4.428	[2.844, 6.018]	[3.096, 6.336]
0.8	4.422	[2.838, 6.012]	[3.090, 6.330]
1	4.416	[2.826, 6.006]	[3.084, 6.330]
$x_2 = 150$			
MLE	0.978	[0.546, 1.410]	[0.630, 1.518]
0.2	0.978	[0.546, 1.410]	[0.630, 1.524]
0.4	0.984	[0.546, 1.416]	[0.630, 1.524]
0.6	0.984	[0.546, 1.416]	[0.630, 1.530]
0.8	0.984	[0.546, 1.422]	[0.630, 1.530]
1	0.984	[0.552, 1.422]	[0.630, 1.536]

7 Conclusions and Future Works

In this paper, we have proposed a novel method based on the DPD for robust parameter estimation for SSALTs under continuous monitoring. For such a purpose, we have defined the DPD for a mixed distribution, used to model the observable c.d.f. of the device’s lifetime during the experiment. The formulation provided in this paper raises various questions that are under simultaneous investigation, such as the derivation of the Influence Function (IF) of the resulting MDPDEs, which is widely used to theoretically determine the robustness properties of an estimator.

Moreover, we have assumed the simplest distribution modelling lifetime data. However, other (more complex) parametric families such as Weibull, log-normal, gamma, log-logistic, Lindley, etc. need to be studied under the mixed distribution formulation. In particular, explicit expressions for the DPD-based loss function and MDPDEs asymptotic variance-covariance need to be obtained.

Moreover, robust inference extends beyond point and interval estimation to include the construction of test statistics designed to mitigate the influence of outliers. For such a purpose, robust Wald-type and Rao-type test statistics based on the robust MDPDEs under the previous mentioned parametric families need to be defined. For the generalized family of Rao-type test statistics, the restricted MDPDEs under mixed distributions must be jointly derived.

On the other hand, throughout this paper we have assumed the CE model to relating the life distribution to the applied stress level, which is equivalent to other life-stress models under exponential lifetimes (see discussion in Section 1). However, there exist two other important proposals in the literature to this end, namely the tampered random variable model (TRV) and the tampered failure rate model (TFR), yielding to different expression of the c.d.f. under the assumption of other parametric families, such as the previously mentioned. Thus, MDPDEs under these life-stress models need to be developed and studied. One last interesting open problem we would like to mention is the formulation of all the previous statistical models, but considering type-

II censoring in data.

These research lines are currently being explored, with the goal of defining a new research agenda upon resolving the identified challenges.

Acknowledgements

This work was supported by the Spanish Grant PID2021-124933NB-I00. M. Jaenada and L. Pardo are members of the Interdisciplinary Mathematics Institute (IMI).

References

- [1] Balakrishnan, N., Xie, Q., and Kundu, D. (2009). Exact inference for a simple step-stress model from the exponential distribution under time constraint. *Annals of the Institute of Statistical Mathematics*, 61(2), 251–274.
- [2] Balakrishnan, N., Jaenada, M., and Pardo, L. (2023a). Step-stress tests for interval censored data under gamma lifetime distribution. *Quality Engineering*, 36(1), 3–20.
- [3] Balakrishnan, N., Castilla, E., Jaenada, M., and Pardo, L. (2023b). Robust inference for nondestructive one-shot device testing under step-stress model with exponential lifetimes. *Quality and Reliability Engineering International*, 39(4), 1192–1222.
- [4] Balakrishnan, N., Jaenada, M., and Pardo, L. (2023c). Restricted minimum density power divergence estimator for step-stress ALT with non-destructive one-shot devices. In Y. Dimitikalis and C. H. Skiadas, editors, *Data Analysis and Related Applications: New Approaches*. John Wiley & Sons.
- [5] Balakrishnan, N., Jaenada, M., and Pardo, L. (2024). Non-destructive one-shot device test under step-stress experiment with lognormal lifetime distribution. *Journal of Computational and Applied Mathematics*, 437, 115483.
- [6] Basu, A., Harris, I. R., Hjort, N. L., and Jones, M. C. (1998). Robust and efficient estimation by minimizing a density power divergence. *Biometrika*, 85, 549–559.
- [7] Bhattacharyya, G. K. and Soejoeti, Z. (1989). A tampered failure rate model for step-stress accelerated life test. *Communications in Statistics - Theory and Methods*, 18(5), 1627–1643.
- [8] Chen, W. H., Gao, L., Pan, J., Qian, P. and He, Q. C. (2018). Design of accelerated life test plans—overview and prospect. *Chinese Journal of Mechanical Engineering*, 31, 1–15.
- [9] DeGroot, M. H. and Goel, P. K. (1979). Bayesian estimation and optimal designs in partially accelerated life testing. *Naval Research Logistics Quarterly*, 26(2), 223–235.
- [10] Escobar, L. A. and Meeker, W. Q. (2006). A review of accelerated test models. *Statistical Science*, 552–577.
- [11] Limon, S., Yadav, O. P., and Liao, H. (2017). A literature review on planning and analysis of accelerated testing for reliability assessment. *Quality and Reliability Engineering International*, 33(8), 2361–2383.
- [12] Nair, C., Prabhakar, B., and Shah, D. (2007). Entropy for mixtures of discrete and continuous variables. *arXiv preprint arXiv:cs/0607075*.
- [13] Nelson, W. B. (1980). Accelerated life testing – step-stress models and data analysis. *IEEE Transactions on Reliability*, 29, 103–108.
- [14] Nelson, W. (1990). *Accelerated Testing: Statistical Models, Test Plans and Data Analyses*. Wiley, New York.

- [15] Nelson, W. B. (2005a). A bibliography of accelerated test plans. *IEEE Transactions on Reliability*, 54(2), 194–197.
- [16] Nelson, W. B. (2005b). A bibliography of accelerated test plan part II—references. *IEEE Transactions on Reliability*, 54(3), 370–373.
- [17] Nelson, W. (2009). *Accelerated Testing: Statistical Models, Test Plans, and Data Analysis*. John Wiley & Sons, Hoboken, New Jersey.
- [18] Pinto-Santos, J. A., Rodríguez-Borbón, M. I., and Rodríguez-Medina, M. A. (2021). *An Introduction to the Accelerated Reliability Testing Method: A Literature Review*. Society for Industrial and Systems Engineering, 144–150.
- [19] Rao, B. R. (1992). Equivalence of the tampered random variable and the tampered failure rate models in accelerated life testing for a class of life distributions having the “setting the clock back to zero” property. *Communications in Statistics - Theory and Methods*, 21, 647–664.
- [20] Sedyakin, N. (1966). On one physical principle in reliability theory. *Technical Cybernetics*, 3, 80–87.
- [21] Viveros, R. and Balakrishnan, N. (1993). Statistical inference from start-up demonstration test data. *Journal of Quality Technology*, 25(2), 119–130.
- [22] Wang, R. and Fei, H. (2004). Conditions for the coincidence of the TFR, TRV and CE models. *Statistical Papers*, 45, 393–412. .

Appendix

A Proof of Proposition 1

Proof. The expression $h_1(a_0, a_1)$ is formed by the sum of three elements, let's calculate each one:

$$\begin{aligned}
& \bullet \int_0^{\tau_1} \frac{1}{\lambda_1^{\beta+1}} \exp\left(-\frac{t}{\lambda_1}(\beta+1)\right) dt = \frac{1}{\lambda_1^{\beta+1}} \int_0^{\tau_1} \exp\left(-\frac{t}{\lambda_1}(\beta+1)\right) dt = \frac{1}{\lambda_1^{\beta+1}} \left[\frac{\lambda_1}{\beta+1} \exp\left(-\frac{t}{\lambda_1}(\beta+1)\right) \right]_0^{\tau_1} \\
& \quad = \frac{1}{\lambda_1^\beta(\beta+1)} \left(1 - \exp\left(-\frac{\tau_1}{\lambda_1}(\beta+1)\right) \right). \\
& \bullet \int_{\tau_1}^{\tau_2} \frac{1}{\lambda_2^{\beta+1}} \exp\left(-\frac{t+h}{\lambda_2}(\beta+1)\right) dt = \frac{1}{\lambda_2^{\beta+1}} \exp\left(-\frac{h}{\lambda_2}(\beta+1)\right) \int_{\tau_1}^{\tau_2} \exp\left(-\frac{t}{\lambda_2}(\beta+1)\right) dt \\
& \quad = \frac{1}{\lambda_2^{\beta+1}} \exp\left((\beta+1)\left(-\frac{\tau_1}{\lambda_1} + \frac{\tau_1}{\lambda_2}\right)\right) \left[\frac{\lambda_2}{\beta+1} \exp\left(-\frac{t}{\lambda_2}(\beta+1)\right) \right]_{\tau_1}^{\tau_2} \\
& \quad = \frac{1}{\lambda_2^\beta(\beta+1)} \exp\left(-\left(\frac{1}{\lambda_1} - \frac{1}{\lambda_2}\right)\tau_1(\beta+1)\right) \\
& \quad \quad \cdot \left(\exp\left(-\frac{\tau_1}{\lambda_2}(\beta+1)\right) - \exp\left(-\frac{\tau_2}{\lambda_2}(\beta+1)\right) \right) \\
& \quad = \frac{1}{\lambda_2^\beta(\beta+1)} \left(\exp\left(-\frac{\tau_1}{\lambda_1}(\beta+1)\right) - \exp\left(-\frac{\tau_2+h}{\lambda_2}(\beta+1)\right) \right). \\
& \bullet (1 - F_2(\tau_2 + h))^{\beta+1} = \exp\left(-\frac{\tau_2+h}{\lambda_2}(\beta+1)\right).
\end{aligned}$$

Therefore, the expression for $h_1(a_0, a_1)$ is:

$$\begin{aligned}
h_1(a_0, a_1) &= \frac{1}{\lambda_1^\beta(\beta+1)} - \frac{1}{\beta+1} \left(\frac{1}{\lambda_1^\beta} - \frac{1}{\lambda_2^\beta} \right) \exp\left(-\frac{\tau_1}{\lambda_1}(\beta+1)\right) \\
& \quad + \exp\left(-\frac{\tau_2+h}{\lambda_2}(\beta+1)\right) \left(1 - \frac{1}{\lambda_2^\beta(\beta+1)} \right).
\end{aligned}$$

On the other hand, the expression for $h_2(a_0, a_1)$ is exactly:

$$\begin{aligned}
h_2(a_0, a_1) &= \frac{\beta+1}{\beta N} \left\{ \frac{1}{\lambda_1^\beta} \sum_{i=1}^{n_1} \exp\left(-\frac{t_i}{\lambda_1}\beta\right) + \frac{1}{\lambda_2^\beta} \sum_{i=n_1+1}^{n_1+n_2} \exp\left(-\frac{t_i+h}{\lambda_2}\beta\right) \right. \\
& \quad \left. + (N - n_1 - n_2) \exp\left(-\frac{\tau_2+h}{\lambda_2}\beta\right) \right\}.
\end{aligned}$$

□

B Proof of Theorem 2

Proof.

$$J_\beta(a_0) = J_{0,\tau_1}^\beta(a_0) + J_{\tau_1,\tau_2}^\beta(a_0) + J_{\tau_2}^\beta(a_0),$$

$$\begin{aligned}
J_\beta(a_0) &= \int_0^{\tau_1} \left(\frac{\partial \log(f_1(t|\lambda_1))}{\partial a_0} \right)^2 f_1(t|\lambda_1)^{\beta+1} dt \\
& \quad + \int_{\tau_1}^{\tau_2} \left(\frac{\partial \log(f_2(t+h|\lambda))}{\partial a_0} \right)^2 f_2(t+h|\lambda)^{\beta+1} dt \\
& \quad + \left(\frac{\partial}{\partial a_0} \log(1 - F_2(\tau_2|\lambda)) \right)^2 (1 - F_2(\tau_2|\lambda))^{\beta+1}
\end{aligned}$$

$$= J_{0,\tau_1}^\beta(a_0) + J_{\tau_1,\tau_2}^\beta(a_0) + J_{\tau_2}^\beta(a_0).$$

$$\begin{aligned} J_{0,\tau_1}^\beta(a_0) &= \int_0^{\tau_1} \left(\frac{\partial \log(f_1(t|\lambda_1))}{\partial a_0} \right)^2 f_1(t|\lambda_1)^{\beta+1} dt, \\ J_{\tau_1,\tau_2}^\beta(a_0) &= \int_{\tau_1}^{\tau_2} \left(\frac{\partial \log(f_2(t+h|\lambda))}{\partial a_0} \right)^2 f_2(t+h|\lambda)^{\beta+1} dt, \\ J_{\tau_2}^\beta(a_0) &= \left(\frac{\partial}{\partial a_0} \log(1 - F_2(\tau_2|\lambda)) \right)^2 (1 - F_2(\tau_2|\lambda))^{\beta+1}. \end{aligned}$$

Now the explicit expressions for each term will be obtained:

For $J_{0,\tau_1}^\beta(a_0)$, we have

$$\begin{aligned} f_1(t|\lambda_1) &= \frac{1}{\lambda_1} \exp\left(-\frac{t}{\lambda_1}\right) \Rightarrow \log(f_1(t|\lambda_1)) = -\log(\lambda_1) - \frac{t}{\lambda_1}; \lambda_i = \exp(a_0 + a_1 x_i). \\ \text{Then } \frac{\partial \log(f_1(t|\lambda_1))}{\partial a_0} &= \frac{\partial \log(f_1(t|\lambda_1))}{\partial \lambda_1} \cdot \frac{\partial \lambda_1}{\partial a_0} = \left(-\frac{1}{\lambda_1} + \frac{t}{\lambda_1^2}\right) \lambda_1 \\ &= -1 + \frac{t}{\lambda_1} \Rightarrow \left(\frac{\partial \log(f_1(t|\lambda_1))}{\partial a_0} \right)^2 = 1 + \frac{t^2}{\lambda_1^2} - 2\frac{t}{\lambda_1}. \end{aligned}$$

Therefore, we have:

$$\begin{aligned} J_{0,\tau_1}^\beta(a_0) &= \int_0^{\tau_1} \left(\frac{\partial \log(f_1(t|\lambda_1))}{\partial a_0} \right)^2 f_1(t|\lambda_1)^{\beta+1} dt \\ &= \int_0^{\tau_1} f_1(t|\lambda_1)^{\beta+1} dt + \frac{1}{\lambda_1^2} \int_0^{\tau_1} t^2 f_1(t|\lambda_1)^{\beta+1} dt - \frac{2}{\lambda_1} \int_0^{\tau_1} t f_1(t|\lambda_1)^{\beta+1} dt \\ &= \int_0^{\tau_1} \frac{1}{\lambda_1^{\beta+1}} \exp\left(-\frac{t}{\lambda_1}(\beta+1)\right) dt + \frac{1}{\lambda_1^2} \int_0^{\tau_1} \frac{1}{\lambda_1^{\beta+1}} t^2 \exp\left(-\frac{t}{\lambda_1}(\beta+1)\right) dt \\ &\quad - \frac{2}{\lambda_1} \int_0^{\tau_1} \frac{1}{\lambda_1^{\beta+1}} t \exp\left(-\frac{t}{\lambda_1}(\beta+1)\right) dt = L_1 + L_2 + L_3. \end{aligned}$$

Note

$$\begin{aligned} \int t^2 \exp(-tc) dt &= -\frac{1}{c^3} \exp(-ct) (c^2 t^2 + 2ct + 2) + C, \\ \int t \exp(-tc) dt &= -\frac{1}{c^2} \exp(-ct) (ct + 1) + C. \end{aligned}$$

And therefore, we have:

$$\begin{aligned} L_1 &= \frac{1}{\lambda_1^{\beta+1}} \int_0^{\tau_1} \exp\left(-\frac{t}{\lambda_1}(\beta+1)\right) dt = -\frac{1}{\lambda_1^{\beta+1}} \frac{\lambda_1}{\beta+1} \left[\exp\left(-\frac{t}{\lambda_1}(\beta+1)\right) \right]_0^{\tau_1} = \frac{1}{\lambda_1^\beta(\beta+1)} \left(1 - \exp\left(-\frac{\tau_1}{\lambda_1}(\beta+1)\right) \right); \\ L_2 &= \frac{1}{\lambda_1^{\beta+3}} \int_0^{\tau_1} t^2 \exp\left(-\frac{t}{\lambda_1}(\beta+1)\right) dt = -\frac{1}{\lambda_1^{\beta+3}} \frac{\lambda_1^3}{(\beta+1)^3} \left[\exp\left(-\frac{t}{\lambda_1}(\beta+1)\right) \left(\left(\frac{t}{\lambda_1}(\beta+1) \right)^2 + 2\frac{t}{\lambda_1}(\beta+1) + 2 \right) \right]_0^{\tau_1} \\ &= \frac{1}{\lambda_1^\beta(\beta+1)^3} \left(2 - \exp\left(-\frac{\tau_1}{\lambda_1}(\beta+1)\right) \left(\left(\frac{\tau_1}{\lambda_1(\beta+1)} \right)^2 + \frac{2\tau_1}{\lambda_1}(\beta+1) + 2 \right) \right); \\ L_3 &= -\frac{2}{\lambda_1} \int_0^{\tau_1} \frac{1}{\lambda_1^{\beta+1}} t \exp\left(-\frac{t}{\lambda_1}(\beta+1)\right) dt = \frac{2}{\lambda_1^{\beta+1}} \frac{\lambda_1^2}{(\beta+1)^2} \left[\exp\left(-\frac{t}{\lambda_1}(\beta+1)\right) \left(\frac{t}{\lambda_1}(\beta+1) + 1 \right) \right]_0^{\tau_1} \\ &= -\frac{2}{\lambda_1^\beta(\beta+1)^2} \left(1 - \exp\left(-\frac{\tau_1}{\lambda_1}(\beta+1)\right) \left(\frac{\tau_1}{\lambda_1}(\beta+1) + 1 \right) \right). \end{aligned}$$

Adding the calculated terms, we obtain:

$$\begin{aligned} J_{0,\tau_1}^\beta(a_0) &= \exp\left(-\frac{\tau_1}{\lambda_1}(\beta+1)\right) \left(-\frac{1}{\lambda_1^\beta(\beta+1)} - \frac{1}{\lambda_1^\beta(\beta+1)^3} \left(\left(\frac{\tau_1}{\lambda_1}(\beta+1) \right)^2 + \frac{2\tau_1}{\lambda_1}(\beta+1) + 2 \right) \right. \\ &\quad \left. + \frac{2}{\lambda_1^\beta(\beta+1)^2} \left(\frac{\tau_1}{\lambda_1}(\beta+1) + 1 \right) \right) + \frac{1}{\lambda_1^\beta(\beta+1)} + \frac{2}{\lambda_1^\beta(\beta+1)^3} - \frac{2}{\lambda_1^\beta(\beta+1)^2} \end{aligned}$$

$$\begin{aligned}
&= \frac{1}{\lambda_1^\beta(\beta+1)} \left(\exp\left(-\frac{\tau_1}{\lambda_1}(\beta+1)\right) \left(-1 - \frac{1}{(\beta+1)^2} \left(\left(\frac{\tau_1}{\lambda_1}(\beta+1)\right)^2 + \frac{2\tau_1}{\lambda_1}(\beta+1) + 2 \right) \right. \right. \\
&\quad \left. \left. + \frac{2}{\beta+1} \left(\frac{\tau_1}{\lambda_1}(\beta+1) + 1 \right) \right) + 1 + \frac{2}{(\beta+1)^2} - \frac{2}{\beta+1} \right).
\end{aligned}$$

For $J_{\tau_1, \tau_2}(a_0)$, we have:

$$f_2(t+h|\boldsymbol{\lambda}) = \frac{1}{\lambda_2} \exp\left(-\frac{1}{\lambda_2} \left(t + \frac{\lambda_1}{\lambda_2} \tau_1 - \tau_1\right)\right) \Rightarrow \log(f_2(t+h|\boldsymbol{\lambda})) = -\log(\lambda_2) - \frac{t}{\lambda_2} - \frac{\tau_1}{\lambda_1} + \frac{\tau_1}{\lambda_2};$$

with $\lambda_i = \exp(a_0 + a_1 x_i)$;

Then
$$\begin{aligned}
\frac{\partial \log(f_2(t+h|\boldsymbol{\lambda}))}{\partial a_0} &= \frac{\partial \log(f_2(t+h|\boldsymbol{\lambda}))}{\partial \lambda_1} \cdot \frac{\partial \lambda_1}{\partial a_0} + \frac{\partial \log(f_2(t+h|\boldsymbol{\lambda}))}{\partial \lambda_2} \cdot \frac{\partial \lambda_2}{\partial a_0} \\
&= -\frac{1}{\lambda_2} \lambda_2 + \frac{t}{\lambda_2^2} \lambda_2 - \frac{\tau_1}{\lambda_1^2} \lambda_1 + \frac{\tau_1}{\lambda_2^2} \lambda_2 = \left(-1 - \frac{\tau_1}{\lambda_2} + \frac{\tau_1}{\lambda_1}\right) + \frac{t}{\lambda_2} = L + \frac{t}{\lambda_2}; \\
&\Rightarrow \left(\frac{\partial \log(f_2(t+h|\boldsymbol{\lambda}))}{\partial a_0}\right)^2 = L^2 + \frac{1}{\lambda_2^2} t^2 + \frac{2L}{\lambda_2} t.
\end{aligned}$$

Therefore, we have:

$$\begin{aligned}
J_{\tau_1, \tau_2}^\beta(a_0) &= \int_{\tau_1}^{\tau_2} \left(\frac{\partial \log(f_2(t+h|\boldsymbol{\lambda}))}{\partial a_0}\right)^2 f_2(t+h|\boldsymbol{\lambda})^{\beta+1} dt \\
&= L^2 \int_{\tau_1}^{\tau_2} \frac{1}{\lambda_2^{\beta+1}} \exp\left(-\frac{t+h}{\lambda_2}(\beta+1)\right) dt + \frac{1}{\lambda_2^2} \int_{\tau_1}^{\tau_2} t^2 \frac{1}{\lambda_2^{\beta+1}} \exp\left(-\frac{t+h}{\lambda_2}(\beta+1)\right) dt \\
&\quad + \frac{2L}{\lambda_2} \int_{\tau_1}^{\tau_2} \frac{t}{\lambda_2^{\beta+1}} \exp\left(-\frac{t+h}{\lambda_2}(\beta+1)\right) dt \\
&= M_1 + M_2 + M_3. \\
M_1 &= L^2 \frac{1}{\lambda_2^{\beta+1}} \exp\left(-\frac{h}{\lambda_2}(\beta+1)\right) \int_{\tau_1}^{\tau_2} \exp\left(-\frac{t}{\lambda_2}(\beta+1)\right) dt \\
&= L^2 \frac{1}{\lambda_2^\beta(\beta+1)} \exp\left(-\frac{h}{\lambda_2}(\beta+1)\right) \left(\exp\left(-\frac{\tau_1}{\lambda_2}(\beta+1)\right) - \exp\left(-\frac{\tau_2}{\lambda_2}(\beta+1)\right)\right); \\
M_2 &= \frac{1}{\lambda_2^2} \int_{\tau_1}^{\tau_2} \frac{1}{\lambda_2^{\beta+1}} t^2 \exp\left(-\frac{h}{\lambda_2}(\beta+1)\right) \exp\left(-\frac{t}{\lambda_2}(\beta+1)\right) dt \\
&= \frac{1}{\lambda_2^{\beta+3}} \exp\left(-\frac{h}{\lambda_2}(\beta+1)\right) \left[-\frac{\lambda_2^3}{(\beta+1)^3} \exp\left(-\frac{t}{\lambda_2}(\beta+1)\right) \left(\left(\frac{t}{\lambda_2}(\beta+1)\right)^2 + \frac{2t}{\lambda_2}(\beta+1) + 2 \right) \right]_{\tau_1}^{\tau_2} \\
&= \frac{1}{\lambda_2^\beta(\beta+1)^3} \exp\left(-\frac{h}{\lambda_2}(\beta+1)\right) \left(\exp\left(-\frac{\tau_1}{\lambda_2}(\beta+1)\right) \left(\left(\frac{\tau_1}{\lambda_2}(\beta+1)\right)^2 + \frac{2\tau_1}{\lambda_2}(\beta+1) + 2 \right) \right. \\
&\quad \left. - \exp\left(-\frac{\tau_2}{\lambda_2}(\beta+1)\right) \left(\left(\frac{\tau_2}{\lambda_2}(\beta+1)\right)^2 + \frac{2\tau_2}{\lambda_2}(\beta+1) + 2 \right) \right); \\
M_3 &= \frac{1}{\lambda_2} 2L \int_{\tau_1}^{\tau_2} t \frac{1}{\lambda_2^{\beta+1}} \exp\left(-\frac{h}{\lambda_2}(\beta+1)\right) \exp\left(-\frac{t}{\lambda_2}(\beta+1)\right) dt \\
&= \frac{2L}{\lambda_2} \frac{1}{\lambda_2^{\beta+1}} \exp\left(-\frac{h}{\lambda_2}(\beta+1)\right) \left[-\frac{\lambda_2^2}{(\beta+1)^2} \exp\left(-\frac{t}{\lambda_2}(\beta+1)\right) \left(\frac{t}{\lambda_2}(\beta+1) + 1 \right) \right]_{\tau_1}^{\tau_2} \\
&= \frac{2L}{\lambda_2^\beta(\beta+1)^2} \exp\left(-\frac{h}{\lambda_2}(\beta+1)\right) \left(\exp\left(-\frac{\tau_1}{\lambda_2}(\beta+1)\right) \left(\frac{\tau_1}{\lambda_2}(\beta+1) + 1 \right) \right. \\
&\quad \left. - \exp\left(-\frac{\tau_2}{\lambda_2}(\beta+1)\right) \left(\frac{\tau_2}{\lambda_2}(\beta+1) + 1 \right) \right).
\end{aligned}$$

In conclusion, we have that:

$$\begin{aligned}
J_{\tau_1, \tau_2}^\beta(a_0) &= \int_{\tau_1}^{\tau_2} \left(\frac{\partial \log(f_2(t+h|\boldsymbol{\lambda}))}{\partial a_0}\right)^2 f_2(t+h|\boldsymbol{\lambda})^{\beta+1} dt \\
&= L^2 \frac{1}{\lambda_2^\beta(\beta+1)} \exp\left(-\frac{h}{\lambda_2}(\beta+1)\right) \left(\exp\left(-\frac{\tau_1}{\lambda_2}(\beta+1)\right) - \exp\left(-\frac{\tau_2}{\lambda_2}(\beta+1)\right) \right)
\end{aligned}$$

$$\begin{aligned}
& + \frac{1}{\lambda_2^\beta (\beta+1)^3} \exp\left(-\frac{h}{\lambda_2}(\beta+1)\right) \left(\exp\left(-\frac{\tau_1}{\lambda_2}(\beta+1)\right) \left(\left(\frac{\tau_1}{\lambda_2}(\beta+1)\right)^2 + \frac{2\tau_1}{\lambda_2}(\beta+1) + 2 \right) \right. \\
& - \exp\left(-\frac{\tau_2}{\lambda_2}(\beta+1)\right) \left(\left(\frac{\tau_2}{\lambda_2}(\beta+1)\right)^2 + \frac{2\tau_2}{\lambda_2}(\beta+1) + 2 \right) \Big) \\
& + \frac{2L}{\lambda_2^\beta (\beta+1)^2} \exp\left(-\frac{h}{\lambda_2}(\beta+1)\right) \left(\exp\left(-\frac{\tau_1}{\lambda_2}(\beta+1)\right) \left(\frac{\tau_1}{\lambda_2}(\beta+1) + 1 \right) \right. \\
& - \exp\left(-\frac{\tau_2}{\lambda_2}(\beta+1)\right) \left(\frac{\tau_2}{\lambda_2}(\beta+1) + 1 \right) \Big).
\end{aligned}$$

Finally, regarding $J_{\tau_2}(a_0)$, we have that:

$$J_{\tau_2}^\beta(a_0) = \left(\frac{\partial}{\partial a_0} \log(1 - F_2(\tau_2|\boldsymbol{\lambda})) \right)^2 (1 - F_2(\tau_2|\boldsymbol{\lambda}))^{\beta+1};$$

$$\text{But, } 1 - F_2(t|\boldsymbol{\lambda}) = \exp\left(-\frac{\tau_2}{\lambda_2} - \frac{\tau_1}{\lambda_1} + \frac{\tau_1}{\lambda_2}\right); \log(1 - F_2(t|\boldsymbol{\lambda})) = -\frac{\tau_2}{\lambda_2} - \frac{\tau_1}{\lambda_1} + \frac{\tau_1}{\lambda_2}$$

$$\text{therefore } \frac{\partial \log(1 - F_2(t|\boldsymbol{\lambda}))}{\partial a_0} = \frac{\tau_2}{\lambda_2} + \frac{\tau_1}{\lambda_1} - \frac{\tau_1}{\lambda_2} = \frac{\tau_2 + h}{\lambda_2};$$

$$\text{and } J_{\tau_2}^\beta(a_0) = \left(\frac{\tau_2 + h}{\lambda_2} \right)^2 \exp\left(-\frac{\tau_2 + h}{\lambda_2}(\beta+1)\right).$$

In relation to $\xi_\beta(a_0)$, we have,

$$\xi_\beta(a_0) = \xi_{0,\tau_1}^\beta(a_0) + \xi_{\tau_1,\tau_2}^\beta(a_0) + \xi_{\tau_2}^\beta(a_0).$$

being:

$$\begin{aligned}
\xi_{0,\tau_1}^\beta(a_0) &= \int_0^{\tau_1} \left(\frac{\partial \log(f_1(t|\lambda_1))}{\partial a_0} \right) f_1(t|\lambda_1)^{\beta+1} dt, \\
\xi_{\tau_1,\tau_2}^\beta(a_0) &= \int_{\tau_1}^{\tau_2} \left(\frac{\partial \log(f_2(t+h|\boldsymbol{\lambda}))}{\partial a_0} \right) f_2(t+h|\boldsymbol{\lambda})^{\beta+1} dt, \\
\xi_{\tau_2}^\beta(a_0) &= \left(\frac{\partial}{\partial a_0} \log(1 - F_2(\tau_2|\boldsymbol{\lambda})) \right) (1 - F_2(\tau_2|\boldsymbol{\lambda}))^{\beta+1}.
\end{aligned}$$

Because,

$$\begin{aligned}
\xi_\beta(a_0) &= \int_0^{\tau_1} \left(\frac{\partial \log(f_1(t|\lambda_1))}{\partial a_0} \right) f_1(t|\lambda_1)^{\beta+1} dt \\
&+ \int_{\tau_1}^{\tau_2} \left(\frac{\partial \log(f_2(t+h|\boldsymbol{\lambda}))}{\partial a_0} \right) f_2(t+h|\boldsymbol{\lambda})^{\beta+1} dt \\
&+ \left(\frac{\partial}{\partial a_0} \log(1 - F_2(\tau_2|\boldsymbol{\lambda})) \right) (1 - F_2(\tau_2|\boldsymbol{\lambda}))^{\beta+1} \\
&= \xi_{0,\tau_1}^\beta(a_0) + \xi_{\tau_1,\tau_2}^\beta(a_0) + \xi_{\tau_2}^\beta(a_0).
\end{aligned}$$

In relation to $\xi_{0,\tau_1}^\beta(a_0)$, we have:

$$\text{Taking into account that } \frac{\partial \log(f_1(t|\lambda_1))}{\partial a_0} = -1 + \frac{t}{\lambda_1};$$

$$\begin{aligned}
\xi_{0,\tau_1}^\beta(a_0) &= \int_0^{\tau_1} \left(\frac{\partial \log(f_1(t|\lambda_1))}{\partial a_0} \right) f_1(t|\lambda_1)^{\beta+1} dt \\
&= - \int_0^{\tau_1} f_1(t|\lambda_1)^{\beta+1} dt + \frac{1}{\lambda_1} \int_0^{\tau_1} t f_1(t|\lambda_1)^{\beta+1} dt \\
&= - \int_0^{\tau_1} \frac{1}{\lambda_1^{\beta+1}} \exp\left(-\frac{t}{\lambda_1}(\beta+1)\right) dt + \frac{1}{\lambda_1} \int_0^{\tau_1} \frac{1}{\lambda_1^{\beta+1}} t \exp\left(-\frac{t}{\lambda_1}(\beta+1)\right) dt. \\
&= -\frac{1}{\lambda_1^\beta(\beta+1)} \left(1 - \exp\left(-\frac{\tau_1}{\lambda_1}(\beta+1)\right) \right) + \frac{1}{\lambda_1^\beta(\beta+1)^2} \left(1 - \exp\left(-\frac{\tau_1}{\lambda_1}(\beta+1)\right) \right) \left(\frac{\tau_1}{\lambda_1}(\beta+1) + 1 \right).
\end{aligned}$$

For $\xi_{\tau_1, \tau_2}^\beta(a_0)$ we have:

$$\begin{aligned}
\frac{\partial \log(f_2(t+h|\boldsymbol{\lambda}))}{\partial a_0} &= L + \frac{t}{\lambda_2} \\
\xi_{\tau_1, \tau_2}^\beta(a_0) &= \int_{\tau_1}^{\tau_2} \left(\frac{\partial \log(f_2(t+h|\boldsymbol{\lambda}))}{\partial a_0} \right) f_2(t+h|\boldsymbol{\lambda})^{\beta+1} dt \\
&= L \int_{\tau_1}^{\tau_2} \frac{1}{\lambda_2^{\beta+1}} \exp\left(-\frac{t+h}{\lambda_2}(\beta+1)\right) dt \\
&\quad + \frac{1}{\lambda_2} \int_{\tau_1}^{\tau_2} \frac{t}{\lambda_2^{\beta+1}} \exp\left(-\frac{t+h}{\lambda_2}(\beta+1)\right) dt \\
&= L \frac{1}{\lambda_2^\beta(\beta+1)} \exp\left(-\frac{h}{\lambda_2}(\beta+1)\right) \left(\exp\left(-\frac{\tau_1}{\lambda_2}(\beta+1)\right) - \exp\left(-\frac{\tau_2}{\lambda_2}(\beta+1)\right) \right) \\
&\quad + \frac{1}{\lambda_2^\beta(\beta+1)^2} \exp\left(-\frac{h}{\lambda_2}(\beta+1)\right) \left(\exp\left(-\frac{\tau_1}{\lambda_2}(\beta+1)\right) \left(\frac{\tau_1}{\lambda_2}(\beta+1) + 1 \right) \right. \\
&\quad \left. - \exp\left(-\frac{\tau_2}{\lambda_2}(\beta+1)\right) \left(\frac{\tau_2}{\lambda_2}(\beta+1) + 1 \right) \right) \\
&= N_1 + N_2. \\
N_1 &= L \frac{1}{\lambda_2^\beta(\beta+1)} \exp\left(-\frac{h}{\lambda_2}(\beta+1)\right) \left(\exp\left(-\frac{\tau_1}{\lambda_2}(\beta+1)\right) - \exp\left(-\frac{\tau_2}{\lambda_2}(\beta+1)\right) \right); \\
N_2 &= \frac{1}{\lambda_2^\beta(\beta+1)^2} \exp\left(-\frac{h}{\lambda_2}(\beta+1)\right) \left(\exp\left(-\frac{\tau_1}{\lambda_2}(\beta+1)\right) \left(\frac{\tau_1}{\lambda_2}(\beta+1) + 1 \right) \right. \\
&\quad \left. - \exp\left(-\frac{\tau_2}{\lambda_2}(\beta+1)\right) \left(\frac{\tau_2}{\lambda_2}(\beta+1) + 1 \right) \right).
\end{aligned}$$

Finally, we have:

$$\begin{aligned}
\xi_{\tau_2}^\beta(a_0) &= \left(\frac{\partial}{\partial a_0} \log(1 - F_2(\tau_2|\boldsymbol{\lambda})) \right) (1 - F_2(\tau_2|\boldsymbol{\lambda}))^{\beta+1} \\
&= \frac{\tau_2 + h}{\lambda_2} \exp\left(-\frac{\tau_2 + h}{\lambda_2}(\beta+1)\right).
\end{aligned}$$

Then, $K_\beta(a_0) = J_{2\beta}(a_0) - \left(\xi_{0, \tau_1}^\beta(a_0) + \xi_{\tau_1, \tau_2}^\beta(a_0) + \xi_{\tau_2}^\beta(a_0) \right)^2$. □

C Proof of Corollary 3

Proof. Let's take $\beta = 0$ in each expression:

$$\begin{aligned}
J_{0, \tau_1}^0(a_0) &= \exp\left(-\frac{\tau_1}{\lambda_1}\right) \left(-1 - \left(\left(\frac{\tau_1}{\lambda_1} \right)^2 + \frac{2\tau_1}{\lambda_1} + 2 \right) + 2 \left(\frac{\tau_1}{\lambda_1} + 1 \right) \right) + 1. \\
&= \exp\left(-\frac{\tau_1}{\lambda_1}\right) \left(-1 - \left(\frac{\tau_1}{\lambda_1} \right)^2 - \frac{2\tau_1}{\lambda_1} - 2 + \frac{2\tau_1}{\lambda_1} + 2 \right) + 1. \\
&= \exp\left(-\frac{\tau_1}{\lambda_1}\right) \left(-1 - \left(\frac{\tau_1}{\lambda_1} \right)^2 \right) + 1. \\
&= 1 - \exp\left(-\frac{\tau_1}{\lambda_1}\right) \left(1 + \left(\frac{\tau_1}{\lambda_1} \right)^2 \right). \\
J_{\tau_1, \tau_2}^0(a_0) &= L^2 \exp\left(-\frac{h}{\lambda_2}\right) \left(\exp\left(-\frac{\tau_1}{\lambda_2}\right) - \exp\left(-\frac{\tau_2}{\lambda_2}\right) \right) \\
&\quad + \exp\left(-\frac{h}{\lambda_2}\right) \left(\exp\left(-\frac{\tau_1}{\lambda_2}\right) \left(\left(\frac{\tau_1}{\lambda_2} \right)^2 + \frac{2\tau_1}{\lambda_2} + 2 \right) \right. \\
&\quad \left. - \exp\left(-\frac{\tau_2}{\lambda_2}\right) \left(\left(\frac{\tau_2}{\lambda_2} \right)^2 + \frac{2\tau_2}{\lambda_2} + 2 \right) \right) \\
&\quad + 2L \exp\left(-\frac{h}{\lambda_2}\right) \left(\exp\left(-\frac{\tau_1}{\lambda_2}\right) \left(\frac{\tau_1}{\lambda_2} + 1 \right) - \exp\left(-\frac{\tau_2}{\lambda_2}\right) \left(\frac{\tau_2}{\lambda_2} + 1 \right) \right).
\end{aligned}$$

$$J_{\tau_2}^0(a_0) = \left(\frac{\tau_2 + h}{\lambda_2} \right)^2 \exp \left(-\frac{\tau_2 + h}{\lambda_2} \right).$$

Similarly, for ξ :

$$\begin{aligned} \xi_{0,\tau_1}^0(a_0) &= - \left(1 - \exp \left(-\frac{\tau_1}{\lambda_1} \right) \right) + \left(1 - \exp \left(-\frac{\tau_1}{\lambda_1} \right) \left(\frac{\tau_1}{\lambda_1} + 1 \right) \right) = -\frac{\tau_1}{\lambda_1} \exp \left(-\frac{\tau_1}{\lambda_1} \right). \\ \xi_{\tau_1,\tau_2}^0(a_0) &= L \exp \left(-\frac{h}{\lambda_2} \right) \left(\exp \left(-\frac{\tau_1}{\lambda_2} \right) - \exp \left(-\frac{\tau_2}{\lambda_2} \right) \right) \\ &\quad + \exp \left(-\frac{h}{\lambda_2} \right) \left(\exp \left(-\frac{\tau_1}{\lambda_2} \right) \left(\frac{\tau_1}{\lambda_2} + 1 \right) - \exp \left(-\frac{\tau_2}{\lambda_2} \right) \left(\frac{\tau_2}{\lambda_2} + 1 \right) \right) \\ &= \left(-1 + \frac{h}{\lambda_2} \right) \exp \left(-\frac{h}{\lambda_2} \right) \left(\exp \left(-\frac{\tau_1}{\lambda_2} \right) - \exp \left(-\frac{\tau_2}{\lambda_2} \right) \right) \\ &\quad + \exp \left(-\frac{h}{\lambda_2} \right) \left(\exp \left(-\frac{\tau_1}{\lambda_2} \right) \left(\frac{\tau_1}{\lambda_2} + 1 \right) - \exp \left(-\frac{\tau_2}{\lambda_2} \right) \left(\frac{\tau_2}{\lambda_2} + 1 \right) \right) \\ &= \left(\frac{\tau_1}{\lambda_1} - \frac{\tau_1}{\lambda_2} \right) \exp \left(-\frac{h}{\lambda_2} \right) \left(\exp \left(-\frac{\tau_1}{\lambda_2} \right) - \exp \left(-\frac{\tau_2}{\lambda_2} \right) \right) \\ &\quad + \exp \left(-\frac{h}{\lambda_2} \right) \left(\exp \left(-\frac{\tau_1}{\lambda_2} \right) \frac{\tau_1}{\lambda_2} - \exp \left(-\frac{\tau_2}{\lambda_2} \right) \frac{\tau_2}{\lambda_2} \right) \\ &= \frac{\tau_1}{\lambda_1} \exp \left(-\frac{\tau_1}{\lambda_1} \right) - \frac{\tau_1}{\lambda_1} \exp \left(-\frac{\tau_2 + h}{\lambda_2} \right) + \frac{\tau_1}{\lambda_2} \exp \left(-\frac{\tau_2 + h}{\lambda_2} \right) - \frac{\tau_2}{\lambda_2} \exp \left(-\frac{\tau_2 + h}{\lambda_2} \right) \\ &= \frac{\tau_1}{\lambda_1} \exp \left(-\frac{\tau_1}{\lambda_1} \right) - \left(\frac{\tau_2 + h}{\lambda_2} \right) \exp \left(-\frac{\tau_2 + h}{\lambda_2} \right). \\ \xi_{\tau_2}^0(a_0) &= \left(\frac{\tau_2 + h}{\lambda_2} \right) \exp \left(-\frac{\tau_2 + h}{\lambda_2} \right). \end{aligned}$$

So

$$\begin{aligned} \xi_0(a_0) &= \xi_{0,\tau_1}^0(a_0) + \xi_{\tau_1,\tau_2}^0(a_0) + \xi_{\tau_2}^0(a_0) = -\frac{\tau_1}{\lambda_1} \exp \left(-\frac{\tau_1}{\lambda_1} \right) + \frac{\tau_1}{\lambda_1} \exp \left(-\frac{\tau_1}{\lambda_1} \right) \\ &\quad - \left(\frac{\tau_2 + h}{\lambda_2} \right) \exp \left(-\frac{\tau_2 + h}{\lambda_2} \right) + \left(\frac{\tau_2 + h}{\lambda_2} \right) \exp \left(-\frac{\tau_2 + h}{\lambda_2} \right) \\ &= 0. \end{aligned}$$

Then, noting that

$$K_0(a_0) = J_{2*0}(a_0) - \xi_0(a_0)^2 = J_0(a_0),$$

we obtain

$$V(\hat{a}_0^0) = J_0(a_0)^{-1} K_0(a_0) J_0(a_0)^{-1} = J_0(a_0)^{-1} J_0(a_0) J_0(a_0)^{-1} = J_0(a_0)^{-1}.$$

Thus, $J_0(a_0)$ corresponds to the Fisher information for a_0 :

$$\begin{aligned} J_0(a_0) &= \int_0^{\tau_2} \left(\frac{\partial f(t|\boldsymbol{\lambda})}{\partial a_0} \right)^2 f(t|\boldsymbol{\lambda}) dt \\ &= \mathbb{E} \left[\left(\frac{\partial}{\partial a_0} \log f(T|a_0) \right)^2 \right] = I(a_0). \end{aligned}$$

□

D Proof of Theorem 4

Proof. With the considered model we have:

$$\begin{aligned} J_\beta(a_1) &= \int_0^{\tau_1} \left(\frac{\partial \log(f_1(t|\lambda_1))}{\partial a_1} \right)^2 f_1(t|\lambda_1)^{\beta+1} dt \\ &\quad + \int_{\tau_1}^{\tau_2} \left(\frac{\partial \log(f_2(t+h|\boldsymbol{\lambda}))}{\partial a_1} \right)^2 f_2(t+h|\boldsymbol{\lambda})^{\beta+1} dt \\ &\quad + \left(\frac{\partial}{\partial a_1} \log(1 - F_2(\tau_2|\boldsymbol{\lambda})) \right)^2 (1 - F_2(\tau_2|\boldsymbol{\lambda}))^{\beta+1} \end{aligned}$$

$$= J_{0,\tau_1}^\beta(a_1) + J_{\tau_1,\tau_2}^\beta(a_1) + J_{\tau_2}^\beta(a_1).$$

$$\begin{aligned} J_{0,\tau_1}^\beta(a_1) &= \int_0^{\tau_1} \left(\frac{\partial \log(f_1(t|\lambda_1))}{\partial a_1} \right)^2 f_1(t|\lambda_1)^{\beta+1} dt, \\ J_{\tau_1,\tau_2}^\beta(a_1) &= \int_{\tau_1}^{\tau_2} \left(\frac{\partial \log(f_2(t+h|\lambda))}{\partial a_1} \right)^2 f_2(t+h|\lambda)^{\beta+1} dt, \\ J_{\tau_2}^\beta(a_1) &= \left(\frac{\partial}{\partial a_1} \log(1 - F_2(\tau_2|\lambda)) \right)^2 (1 - F_2(\tau_2|\lambda))^{\beta+1}. \end{aligned}$$

$$J_{0,\tau_1}^\beta(a_1):$$

$$\begin{aligned} \frac{\partial \log(f_1(t|\lambda_1))}{\partial a_1} &= x_1 \left(-1 + \frac{t}{\lambda_1} \right) \\ J_{0,\tau_1}^\beta(a_1) &= \int_0^{\tau_1} \left(\frac{\partial \log(f_1(t|\lambda_1))}{\partial a_1} \right)^2 f_1(t|\lambda_1)^{\beta+1} dt \\ &= x_1^2 \int_0^{\tau_1} \left(-1 + \frac{t}{\lambda_1} \right)^2 f_1(t|\lambda_1)^{\beta+1} dt = x_1^2 J_{0,\tau_1}^\beta(a_0). \end{aligned}$$

$$J_{\tau_1,\tau_2}^\beta(a_1):$$

$$\begin{aligned} \frac{\partial \log(f_2(t+h|\lambda))}{\partial a_1} &= \frac{\partial \log(f_2(t+h|\lambda))}{\partial \lambda_1} \cdot \frac{\partial \lambda_1}{\partial a_1} + \frac{\partial \log(f_2(t+h|\lambda))}{\partial \lambda_2} \cdot \frac{\partial \lambda_2}{\partial a_1} \\ &= -\frac{1}{\lambda_2} \lambda_2 x_2 + \frac{t}{\lambda_2^2} \lambda_2 x_2 - \frac{\tau_1}{\lambda_1^2} \lambda_1 x_1 + \frac{\tau_1}{\lambda_2^2} \lambda_2 x_2 = \left(-x_2 - \frac{\tau_1}{\lambda_2} x_2 + \frac{\tau_1}{\lambda_1} x_1 \right) + \frac{tx_2}{\lambda_2} = L^* + x_2 \frac{t}{\lambda_2}; \\ \Rightarrow \left(\frac{\partial \log(f_2(t+h|\lambda))}{\partial a_1} \right)^2 &= L^{*2} + \frac{x_2^2}{\lambda_2^2} t^2 + \frac{2L^* x_2}{\lambda_2} t. \end{aligned}$$

Therefore, we have:

$$\begin{aligned} J_{\tau_1,\tau_2}^\beta(a_1) &= \int_{\tau_1}^{\tau_2} \left(\frac{\partial \log(f_2(t+h|\lambda))}{\partial a_1} \right)^2 f_2(t+h|\lambda)^{\beta+1} dt \\ &= L^{*2} \int_{\tau_1}^{\tau_2} \frac{1}{\lambda_2^{\beta+1}} \exp\left(-\frac{t+h}{\lambda_2}(\beta+1)\right) dt + \frac{x_2^2}{\lambda_2^2} \int_{\tau_1}^{\tau_2} t^2 \frac{1}{\lambda_2^{\beta+1}} \exp\left(-\frac{t+h}{\lambda_2}(\beta+1)\right) dt \\ &\quad + \frac{2L^* x_2}{\lambda_2} \int_{\tau_1}^{\tau_2} \frac{t}{\lambda_2^{\beta+1}} \exp\left(-\frac{t+h}{\lambda_2}(\beta+1)\right) dt \\ &= M_1^* + M_2^* + M_3^*. \end{aligned}$$

Where:

$$\begin{aligned} M_1^* &= \left(\frac{L^*}{\lambda_2} \right)^2 M_1 \\ M_2^* &= x_2^2 M_2 \\ M_3^* &= \left(\frac{L^* x_2}{\lambda_2} \right) M_3. \end{aligned}$$

Finally, we have for $J_{\tau_2}^\beta(a_1)$:

$$J_{\tau_2}^\beta(a_1) = \left(\frac{\tau_2}{\lambda_2} x_2 + \frac{\tau_1}{\lambda_1} x_1 - \frac{\tau_1}{\lambda_2} x_2 \right)^2 \exp\left(\left(-\frac{\tau_2+h}{\lambda_2}\right)(1+\beta)\right).$$

In relation to $\xi_\beta(a_1)$, we have,

$$\xi_\beta(a_1) = \xi_{0,\tau_1}^\beta(a_1) + \xi_{\tau_1,\tau_2}^\beta(a_1) + \xi_{\tau_2}^\beta(a_1).$$

being:

$$\xi_{0,\tau_1}^\beta(a_1) = \int_0^{\tau_1} \left(\frac{\partial \log(f_1(t|\lambda_1))}{\partial a_1} \right) f_1(t|\lambda_1)^{\beta+1} dt,$$

$$\begin{aligned}\xi_{\tau_1, \tau_2}^\beta(a_1) &= \int_{\tau_1}^{\tau_2} \left(\frac{\partial \log(f_2(t+h|\boldsymbol{\lambda}))}{\partial a_1} \right) f_2(t+h|\boldsymbol{\lambda})^{\beta+1} dt, \\ \xi_{\tau_2}^\beta(a_1) &= \left(\frac{\partial}{\partial a_1} \log(1 - F_2(\tau_2|\boldsymbol{\lambda})) \right) (1 - F_2(\tau_2|\boldsymbol{\lambda}))^{\beta+1}.\end{aligned}$$

Because,

$$\begin{aligned}\xi_\beta(a_1) &= \int_0^{\tau_1} \left(\frac{\partial \log(f_1(t|\lambda_1))}{\partial a_1} \right) f_1(t|\lambda_1)^{\beta+1} dt \\ &\quad + \int_{\tau_1}^{\tau_2} \left(\frac{\partial \log(f_2(t+h|\boldsymbol{\lambda}))}{\partial a_1} \right) f_2(t+h|\boldsymbol{\lambda})^{\beta+1} dt \\ &\quad + \left(\frac{\partial}{\partial a_1} \log(1 - F_2(\tau_2|\boldsymbol{\lambda})) \right) (1 - F_2(\tau_2|\boldsymbol{\lambda}))^{\beta+1} \\ &= \xi_{0, \tau_1}^\beta(a_1) + \xi_{\tau_1, \tau_2}^\beta(a_1) + \xi_{\tau_2}^\beta(a_1).\end{aligned}$$

In relation to $\xi_{0, \tau_1}^\beta(a_1)$, we have:

$$\begin{aligned}\frac{\partial f_1(t|\lambda_1)}{\partial a_1} &= x_1 \left(-1 + \frac{t}{\lambda_1} \right); \\ \xi_{0, \tau_1}^\beta(a_1) &= \int_0^{\tau_1} \left(\frac{\partial \log(f_1(t|\lambda_1))}{\partial a_1} \right) f_1(t|\lambda_1)^{\beta+1} dt = x_1 \xi_{0, \tau_1}^\beta(a_0).\end{aligned}$$

For $\xi_{\tau_1, \tau_2}^\beta(a_0)$ we have:

$$\begin{aligned}\frac{\partial \log(f_2(t+h|\boldsymbol{\lambda}))}{\partial a_0} &= L^* + \frac{x_2 t}{\lambda_2}. \\ \xi_{\tau_1, \tau_2}^\beta(a_0) &= \int_{\tau_1}^{\tau_2} \left(\frac{\partial \log(f_2(t+h|\boldsymbol{\lambda}))}{\partial a_0} \right) f_2(t+h|\boldsymbol{\lambda})^{\beta+1} dt \\ &= L^* \int_{\tau_1}^{\tau_2} f_2(t+h|\boldsymbol{\lambda})^{\beta+1} dt + \frac{x_2}{\lambda_1} \int_{\tau_1}^{\tau_2} t f_2(t+h|\boldsymbol{\lambda})^{\beta+1} dt \\ &= N_1^* + N_2^*.\end{aligned}$$

With:

$$\begin{aligned}N_1^* &= \frac{L^*}{L} N_1 \\ N_2^* &= x_2 N_2.\end{aligned}$$

Finally, we have:

$$\begin{aligned}\xi_{\tau_2}^\beta(a_1) &= \left(\frac{\partial}{\partial a_1} \log(1 - F_2(\tau_2|\boldsymbol{\lambda})) \right) (1 - F_2(\tau_2|\boldsymbol{\lambda}))^{\beta+1} \\ &= \left(\frac{\tau_2}{\lambda_2} x_2 + \frac{\tau_1}{\lambda_1} x_1 - \frac{\tau_1}{\lambda_2} x_2 \right) \exp \left(-\frac{\tau_2 + h}{\lambda_2} (1 + \beta) \right).\end{aligned}$$

Then, $K_\beta(a_1) = J_{2\beta}(a_1) - \left(\xi_{0, \tau_1}^\beta(a_1) + \xi_{\tau_1, \tau_2}^\beta(a_1) + \xi_{\tau_2}^\beta(a_1) \right)^2$. □

E Proof of Corollary 5

Proof. Let's take $\beta = 0$ in each expression:

$$\begin{aligned}J_{0, \tau_1}^0(a_1) &= x_1^2 \left(\exp \left(-\frac{\tau_1}{\lambda_1} \right) \left(-1 - \left(\left(\frac{\tau_1}{\lambda_1} \right)^2 + \frac{2\tau_1}{\lambda_1} + 2 \right) + 2 \left(\frac{\tau_1}{\lambda_1} + 1 \right) \right) + 1 + 2 - 2 \right) \\ &= x_1^2 \left(\exp \left(-\frac{\tau_1}{\lambda_1} \right) \left(-1 - \left(\frac{\tau_1}{\lambda_1} \right)^2 - \frac{2\tau_1}{\lambda_1} - 2 + \frac{2\tau_1}{\lambda_1} + 2 \right) + 1 \right) \\ &= x_1^2 \left(\exp \left(-\frac{\tau_1}{\lambda_1} \right) \left(-1 - \left(\frac{\tau_1}{\lambda_1} \right)^2 \right) + 1 \right) \\ &= x_1^2 \left(1 - \exp \left(-\frac{\tau_1}{\lambda_1} \right) \left(1 + \left(\frac{\tau_1}{\lambda_1} \right)^2 \right) \right).\end{aligned}$$

$$\begin{aligned}
J_{\tau_1, \tau_2}^0(a_1) &= L^{*2} \exp\left(-\frac{h}{\lambda_2}\right) \left(\exp\left(-\frac{\tau_1}{\lambda_2}\right) - \exp\left(-\frac{\tau_2}{\lambda_2}\right) \right) \\
&\quad + x_2^2 \exp\left(-\frac{h}{\lambda_2}\right) \left(\exp\left(-\frac{\tau_1}{\lambda_2}\right) \left(\left(\frac{\tau_1}{\lambda_2}\right)^2 + \frac{2\tau_1}{\lambda_2} + 2 \right) \right. \\
&\quad \left. - \exp\left(-\frac{\tau_2}{\lambda_2}\right) \left(\left(\frac{\tau_2}{\lambda_2}\right)^2 + \frac{2\tau_2}{\lambda_2} + 2 \right) \right) \\
&\quad + 2L^* x_2 \exp\left(-\frac{h}{\lambda_2}\right) \left(\exp\left(-\frac{\tau_1}{\lambda_2}\right) \left(\frac{\tau_1}{\lambda_2} + 1 \right) \right. \\
&\quad \left. - \exp\left(-\frac{\tau_2}{\lambda_2}\right) \left(\frac{\tau_2}{\lambda_2} + 1 \right) \right). \\
J_{\tau_2}(a_1) &= \left(\frac{\tau_2}{\lambda_2} x_2 + \frac{\tau_1}{\lambda_1} x_1 - \frac{\tau_1}{\lambda_2} x_2 \right)^2 \exp\left(-\frac{\tau_2 + h}{\lambda_2}\right).
\end{aligned}$$

Similarly, for ξ :

$$\begin{aligned}
\xi_{0, \tau_1}^0(a_1) &= -x_1 \left(1 - \exp\left(-\frac{\tau_1}{\lambda_1}\right) \right) + x_1 \left(1 - \exp\left(-\frac{\tau_1}{\lambda_1}\right) \left(\frac{\tau_1}{\lambda_1} + 1 \right) \right) = -x_1 \exp\left(-\frac{\tau_1}{\lambda_1}\right) \left(\frac{\tau_1}{\lambda_1} \right). \\
\xi_{\tau_1, \tau_2}^0(a_1) &= L^* \exp\left(-\frac{h}{\lambda_2}\right) \left(\exp\left(-\frac{\tau_1}{\lambda_2}\right) - \exp\left(-\frac{\tau_2}{\lambda_2}\right) \right) \\
&\quad + x_2 \exp\left(-\frac{h}{\lambda_2}\right) \left(\exp\left(-\frac{\tau_1}{\lambda_2}\right) \left(\frac{\tau_1}{\lambda_2} + 1 \right) - \exp\left(-\frac{\tau_2}{\lambda_2}\right) \left(\frac{\tau_2}{\lambda_2} + 1 \right) \right) \\
&= \left(-x_2 - \frac{\tau_1}{\lambda_2} x_2 + \frac{\tau_1}{\lambda_1} x_1 \right) \exp\left(-\frac{h}{\lambda_2}\right) \left(\exp\left(-\frac{\tau_1}{\lambda_2}\right) - \exp\left(-\frac{\tau_2}{\lambda_2}\right) \right) \\
&\quad + x_2 \exp\left(-\frac{h}{\lambda_2}\right) \left(\exp\left(-\frac{\tau_1}{\lambda_2}\right) \left(\frac{\tau_1}{\lambda_2} + 1 \right) - \exp\left(-\frac{\tau_2}{\lambda_2}\right) \left(\frac{\tau_2}{\lambda_2} + 1 \right) \right) \\
&= \left(-\frac{\tau_1}{\lambda_2} x_2 + \frac{\tau_1}{\lambda_1} x_1 \right) \exp\left(-\frac{h}{\lambda_2}\right) \left(\exp\left(-\frac{\tau_1}{\lambda_2}\right) - \exp\left(-\frac{\tau_2}{\lambda_2}\right) \right) \\
&\quad + x_2 \exp\left(-\frac{h}{\lambda_2}\right) \left(\exp\left(-\frac{\tau_1}{\lambda_2}\right) \left(\frac{\tau_1}{\lambda_2} \right) - \exp\left(-\frac{\tau_2}{\lambda_2}\right) \left(\frac{\tau_2}{\lambda_2} \right) \right) \\
&= \frac{\tau_1}{\lambda_2} x_2 \exp\left(-\frac{h}{\lambda_2}\right) \exp\left(-\frac{\tau_2}{\lambda_2}\right) + \frac{\tau_1}{\lambda_1} x_1 \exp\left(-\frac{\tau_1}{\lambda_1}\right) - \frac{\tau_1}{\lambda_1} x_1 \exp\left(-\frac{h}{\lambda_2}\right) \exp\left(-\frac{\tau_2}{\lambda_2}\right) \\
&\quad - x_2 \exp\left(-\frac{h}{\lambda_2}\right) \exp\left(-\frac{\tau_2}{\lambda_2}\right) \frac{\tau_2}{\lambda_2} \\
&= \frac{\tau_1}{\lambda_1} x_1 \exp\left(-\frac{\tau_1}{\lambda_1}\right) - \left(\frac{\tau_2}{\lambda_2} x_2 + \frac{\tau_1}{\lambda_1} x_1 - \frac{\tau_1}{\lambda_2} x_2 \right) \exp\left(-\frac{\tau_2 + h}{\lambda_2}\right). \\
\xi_{\tau_2}(a_1) &= \left(\frac{\tau_2}{\lambda_2} x_2 + \frac{\tau_1}{\lambda_1} x_1 - \frac{\tau_1}{\lambda_2} x_2 \right) \exp\left(-\frac{\tau_2 + h}{\lambda_2}\right).
\end{aligned}$$

So

$$\begin{aligned}
\xi_0(a_1) &= \xi_{0, \tau_1}^0(a_1) + \xi_{\tau_1, \tau_2}^0(a_1) + \xi_{\tau_2}^0(a_1) = -\frac{\tau_1}{\lambda_1 x_1} \exp\left(-\frac{\tau_1}{\lambda_1}\right) + \frac{\tau_1}{\lambda_1} x_1 \exp\left(-\frac{\tau_1}{\lambda_1}\right) \\
&\quad - \left(\frac{\tau_2}{\lambda_2} x_2 + \frac{\tau_1}{\lambda_1} x_1 - \frac{\tau_1}{\lambda_2} x_2 \right) \exp\left(-\frac{\tau_2 + h}{\lambda_2}\right) \\
&\quad + \left(\frac{\tau_2}{\lambda_2} x_2 + \frac{\tau_1}{\lambda_1} x_1 - \frac{\tau_1}{\lambda_2} x_2 \right) \exp\left(-\frac{\tau_2 + h}{\lambda_2}\right) \\
&= 0.
\end{aligned}$$

Then, noting that

$$K_0(a_1) = J_{2*0}(a_1) - \xi_0(a_1)^2 = J_0(a_1),$$

we obtain

$$V(\hat{a}_1^0) = J_0(a_1)^{-1} K_0(a_1) J_0(a_1)^{-1} = J_0(a_1)^{-1} J_0(a_1) J_0(a_1)^{-1} = J_0(a_1)^{-1}.$$

Thus, $J_0(a_1)$ corresponds to the Fisher information for a_1 :

$$\begin{aligned} J_0(a_1) &= \int_0^{\tau_2} \left(\frac{\partial f(t|\boldsymbol{\lambda})}{\partial a_1} \right)^2 f(t|\boldsymbol{\lambda}) dt \\ &= \mathbb{E} \left[\left(\frac{\partial}{\partial a_1} \log f(T|a_1) \right)^2 \right] = I(a_1). \end{aligned}$$

□

F Proof of Theorem 6

Proof.

$$J_\beta(a_0, a_1) = J_{0, \tau_1}^\beta(a_0, a_1) + J_{\tau_1, \tau_2}^\beta(a_0, a_1) + J_{\tau_2}^\beta(a_0, a_1).$$

$$\begin{aligned} J_\beta(a_0, a_1) &= \int_0^{\tau_1} \left(\frac{\partial \log(f_1(t|\lambda_1))}{\partial a_1} \right) \left(\frac{\partial \log(f_1(t|\lambda_1))}{\partial a_0} \right) f_1(t|\lambda_1)^{\beta+1} dt \\ &\quad + \int_{\tau_1}^{\tau_2} \left(\frac{\partial \log(f_2(t+h|\boldsymbol{\lambda}))}{\partial a_1} \right) \left(\frac{\partial \log(f_1(t|\lambda_1))}{\partial a_0} \right) f_2(t+h|\boldsymbol{\lambda})^{\beta+1} dt \\ &\quad + \left(\frac{\partial}{\partial a_0} \log(1 - F_2(\tau_2|\boldsymbol{\lambda})) \right) \left(\frac{\partial}{\partial a_1} \log(1 - F_2(\tau_2|\boldsymbol{\lambda})) \right) \\ &\quad \cdot (1 - F_2(\tau_2|\boldsymbol{\lambda}))^{\beta+1} \end{aligned}$$

$$\begin{aligned} J_{0, \tau_1}^\beta(a_0, a_1) &= \int_0^{\tau_1} \left(\frac{\partial \log(f_1(t|\lambda_1))}{\partial a_1} \right) \left(\frac{\partial \log(f_1(t|\lambda_1))}{\partial a_0} \right) f_1(t|\lambda_1)^{\beta+1} dt \\ J_{\tau_1, \tau_2}^\beta(a_0, a_1) &= \int_{\tau_1}^{\tau_2} \left(\frac{\partial \log(f_2(t+h|\boldsymbol{\lambda}))}{\partial a_1} \right) \left(\frac{\partial \log(f_1(t|\lambda_1))}{\partial a_0} \right) f_2(t+h|\boldsymbol{\lambda})^{\beta+1} dt \\ J_{\tau_2}^\beta(a_0, a_1) &= \left(\frac{\partial}{\partial a_0} \log(1 - F_2(\tau_2|\boldsymbol{\lambda})) \right) \left(\frac{\partial}{\partial a_1} \log(1 - F_2(\tau_2|\boldsymbol{\lambda})) \right) \\ &\quad \cdot (1 - F_2(\tau_2|\boldsymbol{\lambda}))^{\beta+1} \end{aligned}$$

Now the explicit expressions for each term will be obtained:

For $J_{0, \tau_1}^\beta(a_0, a_1)$

$$\begin{aligned} J_{0, \tau_1}^\beta(a_0, a_1) &= \int_0^{\tau_1} \left(\frac{\partial \log(f_1(t|\lambda_1))}{\partial a_1} \right) \left(\frac{\partial \log(f_1(t|\lambda_1))}{\partial a_0} \right) f_1(t|\lambda_1)^{\beta+1} dt \\ &= x_1 \int_0^{\tau_1} \left(-1 + \frac{t}{\lambda_1} \right)^2 f_1(t|\lambda_1) dt = x_1 J_{0, \tau_1}^\beta(a_0). \end{aligned}$$

And therefore, we have:

$$\begin{aligned} J_{0, \tau_1}^\beta(a_0, a_1) &= x_1 \frac{1}{\lambda_1^\beta(\beta+1)} \left(\exp\left(-\frac{\tau_1}{\lambda_1}(\beta+1)\right) \left(-1 - \frac{1}{(\beta+1)^2} \left(\left(\frac{\tau_1}{\lambda_1}(\beta+1) \right)^2 + \frac{2\tau_1}{\lambda_1}(\beta+1) + 2 \right) \right. \right. \\ &\quad \left. \left. + \frac{2}{\beta+1} \left(\frac{\tau_1}{\lambda_1}(\beta+1) + 1 \right) \right) + 1 + \frac{2}{(\beta+1)^2} - \frac{2}{\beta+1} \right) \end{aligned}$$

For $J_{\tau_1, \tau_2}(a_0)$, we have:

$$\begin{aligned} J_{\tau_1, \tau_2}^\beta(a_0) &= \int_{\tau_1}^{\tau_2} \left(\frac{\partial \log(f_2(t+h|\boldsymbol{\lambda}))}{\partial a_0} \right) \left(\frac{\partial \log(f_2(t+h|\boldsymbol{\lambda}))}{\partial a_1} \right) f_2(t+h|\boldsymbol{\lambda})^{\beta+1} dt \\ &= \int_{\tau_1}^{\tau_2} \left(L^* + x_2 \frac{t}{\lambda_2} \right) \left(L + \frac{t}{\lambda_2} \right) \\ &= L \cdot L^* \cdot \int_{\tau_1}^{\tau_2} \frac{1}{\lambda_2^{\beta+1}} \exp\left(-\frac{t+h}{\lambda_2}(\beta+1)\right) dt + \frac{1}{\lambda_2^2} \int_{\tau_1}^{\tau_2} x_2 t^2 \frac{1}{\lambda_2^{\beta+1}} \exp\left(-\frac{t+h}{\lambda_2}(\beta+1)\right) dt \\ &\quad + \frac{Lx_2 + L^*}{\lambda_2} \int_{\tau_1}^{\tau_2} \frac{t}{\lambda_2^{\beta+1}} \exp\left(-\frac{t+h}{\lambda_2}(\beta+1)\right) dt \end{aligned}$$

$$\begin{aligned}
&= L \cdot L^* M_1 + x_2 M_2 + (Lx_2 + L^*) M_3 \\
M_1 &= L^* \cdot L \frac{1}{\lambda_2^\beta (\beta + 1)} \exp \left(-\frac{h}{\lambda_2} (\beta + 1) \right) \left(\exp \left(-\frac{\tau_1}{\lambda_2} (\beta + 1) \right) - \exp \left(-\frac{\tau_2}{\lambda_2} (\beta + 1) \right) \right); \\
M_2 &= x_2 \frac{1}{\lambda_2^\beta (\beta + 1)^3} \exp \left(-\frac{h}{\lambda_2} (\beta + 1) \right) \left(\exp \left(-\frac{\tau_1}{\lambda_2} (\beta + 1) \right) \left(\left(\frac{\tau_1}{\lambda_2} (\beta + 1) \right)^2 + \frac{2\tau_1}{\lambda_2} (\beta + 1) + 2 \right) \right. \\
&\quad \left. - \exp \left(-\frac{\tau_2}{\lambda_2} (\beta + 1) \right) \left(\left(\frac{\tau_2}{\lambda_2} (\beta + 1) \right)^2 + \frac{2\tau_2}{\lambda_2} (\beta + 1) + 2 \right) \right); \\
M_3 &= \frac{1}{\lambda_2^\beta (\beta + 1)^2} \exp \left(-\frac{h}{\lambda_2} (\beta + 1) \right) \left(\exp \left(-\frac{\tau_1}{\lambda_2} (\beta + 1) \right) \left(\frac{\tau_1}{\lambda_2} (\beta + 1) + 1 \right) \right. \\
&\quad \left. - \exp \left(-\frac{\tau_2}{\lambda_2} (\beta + 1) \right) \left(\frac{\tau_2}{\lambda_2} (\beta + 1) + 1 \right) \right).
\end{aligned}$$

In conclusion, we have that:

$$\begin{aligned}
J_{\tau_1, \tau_2}^\beta(a_0, a_1) &= \int_{\tau_1}^{\tau_2} \left(\frac{\partial \log(f_2(t + h|\boldsymbol{\lambda}))}{\partial a_0} \right)^2 f_2(t + h|\boldsymbol{\lambda})^{\beta+1} dt \\
&= L^* \cdot L \frac{1}{\lambda_2^\beta (\beta + 1)} \exp \left(-\frac{h}{\lambda_2} (\beta + 1) \right) \left(\exp \left(-\frac{\tau_1}{\lambda_2} (\beta + 1) \right) - \exp \left(-\frac{\tau_2}{\lambda_2} (\beta + 1) \right) \right) \\
&\quad + \frac{x_2}{\lambda_2^\beta (\beta + 1)^3} \exp \left(-\frac{h}{\lambda_2} (\beta + 1) \right) \left(\exp \left(-\frac{\tau_1}{\lambda_2} (\beta + 1) \right) \left(\left(\frac{\tau_1}{\lambda_2} (\beta + 1) \right)^2 + \frac{2\tau_1}{\lambda_2} (\beta + 1) + 2 \right) \right. \\
&\quad \left. - \exp \left(-\frac{\tau_2}{\lambda_2} (\beta + 1) \right) \left(\left(\frac{\tau_2}{\lambda_2} (\beta + 1) \right)^2 + \frac{2\tau_2}{\lambda_2} (\beta + 1) + 2 \right) \right) \\
&\quad + \frac{L^* + x_2 L}{\lambda_2^\beta (\beta + 1)^2} \exp \left(-\frac{h}{\lambda_2} (\beta + 1) \right) \left(\exp \left(-\frac{\tau_1}{\lambda_2} (\beta + 1) \right) \left(\frac{\tau_1}{\lambda_2} (\beta + 1) + 1 \right) \right. \\
&\quad \left. - \exp \left(-\frac{\tau_2}{\lambda_2} (\beta + 1) \right) \left(\frac{\tau_2}{\lambda_2} (\beta + 1) + 1 \right) \right).
\end{aligned}$$

Finally, regarding $J_{\tau_2}(a_0, a_1)$, we have that:

$$\begin{aligned}
J_{\tau_2}^\beta(a_0, a_1) &= \left(\frac{\partial}{\partial a_0} \log(1 - F_2(\tau_2|\boldsymbol{\lambda})) \right) \left(\frac{\partial}{\partial a_1} \log(1 - F_2(\tau_2|\boldsymbol{\lambda})) \right) (1 - F_2(\tau_2|\boldsymbol{\lambda}))^{\beta+1}; \\
&= \left(\frac{\tau_2}{\lambda_2} x_2 + \frac{\tau_1}{\lambda_1} x_1 - \frac{\tau_1}{\lambda_2} x_2 \right) \left(\frac{\tau_2 + h}{\lambda_2} \right) \exp \left(- \left(-\frac{\tau_2 + h}{\lambda_2} \right) (1 + \beta) \right).
\end{aligned}$$

In relation to $\xi_\beta(a_0, a_1)$, we have,

$$\xi_\beta(a_0, a_1) = (\xi_\beta(a_0), \xi_\beta(a_1)).$$

Then:

$$K_\beta(a_0, a_1) = J_{2\beta}(a_0, a_1) - \xi_\beta(a_0, a_1)^\top \xi_\beta(a_0, a_1)$$

□

G Proof of Corollary 7

Proof. Let's take $\beta = 0$ in each expression:

$$J_{0, \tau_1}^0(a_0, a_1) = x_1 \left(1 - \exp \left(-\frac{\tau_1}{\lambda_1} \right) \left(1 + \left(\frac{\tau_1}{\lambda_1} \right)^2 \right) \right).$$

$$\begin{aligned}
J_{\tau_1, \tau_2}^0(a_0 a_1) &= L^* \cdot L \exp\left(-\frac{h}{\lambda_2}\right) \left(\exp\left(-\frac{\tau_1}{\lambda_2}\right) - \exp\left(-\frac{\tau_2}{\lambda_2}\right) \right) \\
&\quad + x_2 \exp\left(-\frac{h}{\lambda_2}\right) \left(\exp\left(-\frac{\tau_1}{\lambda_2}\right) \left(\left(\frac{\tau_1}{\lambda_2}\right)^2 + \frac{2\tau_1}{\lambda_2} + 2 \right) \right. \\
&\quad \left. - \exp\left(-\frac{\tau_2}{\lambda_2}\right) \left(\left(\frac{\tau_2}{\lambda_2}\right)^2 + \frac{2\tau_2}{\lambda_2} + 2 \right) \right) \\
&\quad + (L^* + x_2 L) \exp\left(-\frac{h}{\lambda_2}\right) \left(\exp\left(-\frac{\tau_1}{\lambda_2}\right) \left(\frac{\tau_1}{\lambda_2} + 1 \right) \right. \\
&\quad \left. - \exp\left(-\frac{\tau_2}{\lambda_2}\right) \left(\frac{\tau_2}{\lambda_2} + 1 \right) \right) \\
J_{\tau_2}(a_0, a_1) &= \left(\frac{\tau_2}{\lambda_2} x_2 + \frac{\tau_1}{\lambda_1} x_1 - \frac{\tau_1}{\lambda_2} x_2 \right) \left(\frac{\tau_2 + h}{\lambda_2} \right) \exp\left(-\frac{\tau_2 + h}{\lambda_2}\right).
\end{aligned}$$

Similarly, for ξ :

$$\xi_0(a_0, a_1) = (0, 0).$$

So Then, noting that

$$K_0(a_0, a_1) = J_{2*0}(a_0, a_1) - \xi_0(a_0, a_1)^\top \xi_0(a_0, a_1) = J_0(a_0, a_1),$$

we obtain

$$J_0(a_0, a_1)^{-1} K_0(a_0, a_1) J_0(a_0, a_1)^{-1} = J_0(a_0, a_1)^{-1} J_0(a_0, a_1) J_0(a_0, a_1)^{-1} = J_0(a_0, a_1)^{-1}.$$

Thus, $J_0(a_0, a_1)$ corresponds to the Fisher information for (a_0, a_1) :

$$\begin{aligned}
J_0(a_0, a_1) &= \int_0^{\tau_2} \left(\frac{\partial f(t|\boldsymbol{\lambda})}{\partial a_0} \right) \left(\frac{\partial f(t|\boldsymbol{\lambda})}{\partial a_1} \right) f(t|\boldsymbol{\lambda}) dt \\
&= \mathbb{E} \left[\left(\frac{\partial}{\partial a_0} \log f(T|a_1, a_0) \right) \left(\frac{\partial}{\partial a_1} \log f(T|a_1, a_0) \right) \right] = I(a_0, a_1).
\end{aligned}$$

□