

MEDAGENTGYM: A SCALABLE AGENTIC TRAINING ENVIRONMENT FOR CODE-CENTRIC REASONING IN BIOMEDICAL DATA SCIENCE

Ran Xu^{1*}, Yuchen Zhuang^{2*}, Yishan Zhong², Yue Yu², Zifeng Wang³, Xiangru Tang⁴,
 Hang Wu², May D. Wang², Peifeng Ruan⁵, Donghan Yang⁵, Tao Wang⁵,
 Guanghua Xiao⁵, Xin Liu⁶, Carl Yang¹, Yang Xie^{5†}, Wenqi Shi^{5†}
 Emory University¹ Georgia Institute of Technology² University of Illinois Urbana-Champaign³
 Yale University⁴ UT Southwestern Medical Center⁵ University of Washington⁶

🐙 MedAgentGym: <https://github.com/wshi83/MedAgentGym>

🤖 MedAgentGym: <https://huggingface.co/MedAgentGym>

ABSTRACT

We introduce MedAgentGym, a scalable and interactive training environment designed to enhance coding-based biomedical reasoning capabilities in large language model (LLM) agents. MedAgentGym comprises 72,413 task instances across 129 categories derived from 12 authentic real-world biomedical scenarios. Tasks are encapsulated within executable sandbox environments, each featuring detailed task specifications, interactive feedback mechanisms, verifiable ground truth annotations, and scalable training trajectory generation. Extensive benchmarking of 29 LLMs reveals substantial performance disparities in biomedical data science between commercial and open-source LLMs. Leveraging efficient multi-threaded and multi-turn trajectory sampling in MedAgentGym, Med-Copilot achieves performance gains of +43.02% and +45.28% from offline and online reinforcement learning, respectively, demonstrating MedAgentGym as an effective training ground while establishing itself as a cost-effective, privacy-preserving alternative competitive with proprietary LLMs (gpt-4o). By offering a unified execution environment with a comprehensive benchmark and accessible, extensible training resources, MedAgentGym delivers an integrated platform to develop LLM-based coding assistants for advanced biomedical data science.

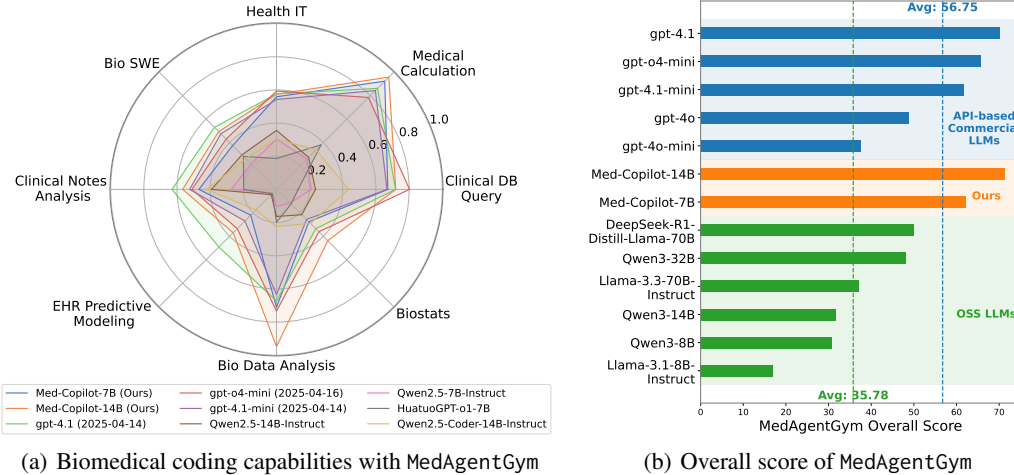


Figure 1: Overview of (a) task-specific and (b) overall leaderboard evaluation in MedAgentGym. The results show the (a) performance variations across biomedical data science tasks and (b) large gaps between proprietary and open-source (OSS) LLMs, highlighting the need for continued development of privacy-preserving, affordable LLM agents, especially for complex code-based biomedical reasoning tasks such as biomedical software engineering and predictive modeling.

*Equal contribution. †Correspondence to: {Yang.Xie, Wenqi.Shi}@UTSouthwestern.edu.

1 INTRODUCTION

The exponential growth of healthcare data has fundamentally transformed modern biomedical research, intensifying the need for integration of advanced computational methods with medical domain expertise (Wornow et al., 2023b; Liu et al., 2025b). Biomedical researchers routinely face data science challenges that demand both medical data analysis knowledge and programming proficiency, such as querying large-scale databases, conducting statistical analyses, processing genomic sequences, and building predictive models from electronic health records (EHRs) (Nimmolrat et al., 2021; Lee et al., 2022; Wornow et al., 2023a). While recent advances in large language models (LLMs) have demonstrated significant capabilities in advanced reasoning (OpenAI, 2025b; Guo et al., 2025), including code generation (DeepMind, 2025) and scientific discovery (Swanson et al., 2024; Team et al., 2025; Yuan et al., 2025), it remains challenging to translate real-world biomedical data science requirements into executable computational solutions (Wang et al., 2024b; 2025d).

Developing effective biomedical coding agents poses unique challenges beyond knowledge-intensive medical reasoning (Wang et al., 2025b;c) and general-purpose code generation (Zheng et al., 2024; Jing et al., 2025). Within biomedical research and clinical practice, direct deployment of proprietary LLMs remains infeasible due to strict privacy requirements and prohibitive operational costs (Meskó & Topol, 2023; Shi et al., 2024a), whereas OSS LLMs exhibit substantial deficiencies in biomedical coding capabilities (Figure 1). Mitigating this performance disparity calls for addressing two infrastructure gaps: (1) *comprehensive, code-centric biomedical reasoning benchmarks* to diagnose agent limitations and support rigorous, reproducible evaluation; and (2) *specialized, interactive training environments* to develop the complex reasoning and robust coding capabilities required for real-world biomedical data science.

In this study, we introduce MedAgentGym, a scalable and agentic training environment designed to systematically enhance the coding-centric reasoning capabilities of LLM agents for biomedical data science workflows. Grounded in diverse real-world biomedical scenarios, MedAgentGym provides:

- **Comprehensive suite of code-centric biomedical reasoning tasks.** MedAgentGym encompasses 72,413 biomedical *coding-centric* instances across 129 categories grounded in 12 real-world biomedical scenarios¹. We standardize a rich collection of biomedical data science tasks as executable problems with verifiable ground truth, spanning structured medical information retrieval, numerical clinical reasoning, bioinformatics, and machine learning (ML) modeling. Tasks incorporate diverse data modalities, including EHR tables, clinical notes, genomics, drugs, and biological sequences, which require medical domain-specific reasoning capabilities.
- **Scalable and interactive training infrastructure.** MedAgentGym provides an optimized, user-friendly environment to accelerate agent training. Each instance is encapsulated within *executable, isolated, and reproducible* Docker environments with pre-install dependencies, supporting multi-threading, parallel execution, and sequential sampling. MedAgentGym ensures efficient trajectory collection and facilitate large-scale automated evaluation compatible with diverse agent scaffolds.
- **Extensive benchmarking and effective agent training for biomedical data science.** Through an extensive benchmark of 29 proprietary and open-source LLMs, we identify critical deficiencies in biomedical data analysis and predictive modeling. MedAgentGym effectively strengthens agentic training: Med-Copilot-7B achieves gains of +43.02% and +45.28% through offline and online reinforcement learning (RL), respectively, and performs comparably to gpt-4o on both in- and out-of-distribution tasks. We publicly release MedAgentGym and Med-Copilot, together with high-quality training trajectories and the outcome verifier, to support reproducible benchmarking and continued development of LLM coding agents in biomedical data science.

2 RELATED WORKS

Coding-Centric Reasoning in Biomedical Data Science. Most existing medical benchmarks primarily evaluate LLMs on knowledge-intensive, narrative reasoning (Jin et al., 2019; Pal et al., 2022; Tsatsaronis et al., 2015). Although several efforts target isolated biomedical algorithmic tasks (Tang et al., 2024a; HAI@Stanford, 2025; Wang et al., 2024b) or simulate portions of clinical

¹We emphasize that MedAgentGym mainly focuses on computational *code generation* for biomedical reasoning, rather than traditional medical coding systems (Soroush et al., 2024) such as ICD-9 or ICD-10.

Table 1: Summary of related biomedical reasoning and coding datasets with task details and execution environments. MedAgentGym is among the first publicly available training environments for LLM agents in biomedical data science, uniquely integrating *executable environments*, *interactive feedback*, and *task-isolated run-time facilities* for coding-based reasoning. “DB”, “DA”, “Bioinfo”, and “ML” denote “database”, “data analytics”, “bioinformatics”, and “machine learning”, respectively.

Datasets (↓)	Domain		Task				Environment & Facility				Scale (#Instances)		
	QA	Coding	DB	DA	Bioinfo	ML	Execution	Interaction	Isolation	Training	# Train	# Test	# Traj.
MedMCQA (Pal et al., 2022)	✓	✗	✗	✗	✗	✗	✗	✗	✗	✗	3K	4.18K	✗
MedQA (Jin et al., 2021)	✓	✗	✗	✗	✗	✗	✗	✗	✗	✗	11.4K	1.27K	✗
PubMedQA (Jin et al., 2019)	✓	✗	✗	✗	✗	✗	✗	✗	✗	✗	450	500	✗
BioASQ (Tsatsaronis et al., 2015)	✓	✗	✗	✗	✗	✗	✗	✗	✗	✗	745	140	✗
MedAgentsBench (Tang et al., 2025)	✓	✗	✗	✗	✗	✗	✗	✗	✗	✗	–	862	✗
MIRAGE (Xiong et al., 2024)	✓	✗	✗	✗	✗	✗	✗	✗	✗	✗	–	7.66K	✗
HealthBench (Arora et al., 2025)	✓	✗	✓	✗	✗	✗	✗	✗	✗	✗	–	5K	✗
EHRSQL (Lee et al., 2022)	✗	✓	✓	✗	✗	✗	✗	✗	✗	✗	15.5K	1.73K	✗
MedCalcBench (Khandekar et al., 2024)	✗	✗	✗	✓	✗	✗	✗	✗	✗	✗	10.1K	1.05K	✗
MedAgentBench (Jiang et al., 2025b)	✗	✓	✗	✓	✗	✗	✓	✗	✗	✗	–	300	✗
BioCoder (Tang et al., 2024a)	✗	✓	✗	✓	✓	✗	✓	✗	✓	✗	–	1.24K	✗
BioDSBench (Wang et al., 2024b)	✗	✓	✗	✓	✓	✗	✓	✗	✗	✗	–	128	✗
EHRSHOT (Wornow et al., 2023a)	✗	✓	✗	✗	✗	✗	✗	✗	✗	✗	–	15	✗
MedAgentGym (Ours)	✗	✓	✓	✓	✓	✓	✓	✓	✓	✓	59.2K	13.2K	6.7K

workflows (Schmidgall et al., 2024; Li et al., 2024c;b), they do not capture a complete set of tasks in the full end-to-end lifecycle of biomedical data science, from data extraction (Lee et al., 2022; Ryu et al., 2024) to model development (Wornow et al., 2023a; Wang et al., 2020b). Complementing these benchmarks, MedAgentGym emphasizes computation- and coding-intensive tasks that require LLM agents to retrieve, transform, analyze, and compute biomedical data while generating and executing code with pre-installed biomedical libraries and dependencies to produce verifiable solutions.

Scalable and Interactive Training Environment for Biomedical Coding Agents. Agentic RL (Guo et al., 2025; Schulman et al., 2017; Shao et al., 2024b) shifts LLM post-training from passive sequence generation to autonomous agents operating in complex, dynamic settings, including medical reasoning (Xia et al., 2025; Jiang et al., 2025a; Chen et al., 2024; Lan et al., 2025; Wu et al., 2025a; Wang et al., 2025a). Within such a framework, agents interact iteratively with their environment, receiving observations and executing actions, while the environment returns reward signals and state updates (Wang et al., 2025e; Chezelles et al., 2024; Shao et al., 2024a; Nathani et al., 2025). However, most biomedical reasoning and data science benchmarks (Table 1) are single-pass evaluations without executable environments or agent-level interaction signals (Zhu et al., 2025; Arora et al., 2025; Wu et al., 2025b). In contrast, MedAgentGym uniquely provides an executable and interactive biomedical coding environment covering comprehensive range of tasks. It also supports efficient multi-turn trajectory sampling through multi-threaded rollouts, thus enabling scalable and systematic improvement via agentic fine-tuning beyond prompting (Shi et al., 2024b; Huang et al., 2025a).

3 MEDAGENTGYM: A SCALABLE AND INTERACTIVE LLM AGENT TRAINING ENVIRONMENT FOR CODE-CENTRIC BIOMEDICAL REASONING

3.1 PROBLEM FORMULATION

We formulate coding-based reasoning as a structured problem-solving task: given a problem description $x \in \mathcal{X}$, the goal is to generate a code snippet $c \in \mathcal{C}$ that produces an output $y \in \mathcal{Y}$. Each instance (x, y) is paired with a ground truth output y^* , and the correctness is verified using $\mathcal{E} : \mathcal{C} \times \mathcal{Y} \rightarrow \{0, 1\}$, where $\mathcal{E} = \mathbb{I}(y = y^*)$. Existing biomedical reasoning datasets typically provide only question-answer pairs (x, y^*) without code solutions c or only include a single predefined code solution per task. To address this, MedAgentGym enables scalable generation and sampling of multiple coding trajectories $c^{(0)}, c^{(1)}, \dots, c^{(k)}$ with corresponding executions $y^{(0)}, y^{(1)}, \dots, y^{(k)}$ through parallel execution of LLM agents. Each trajectory is either single-turn or multi-turn, depending on task complexity and user requirements. Crucially, MedAgentGym captures both *positive* trajectories $\{c^{(i)} | y^{(i)} = y^*\}$ that succeed and *negative* trajectories $\{c^{(i)} | y^{(i)} \neq y^*\}$ including error messages as learning signals.

Table 2: Dataset statistics for MedAgentGym and its lightweight subset for leaderboard evaluation. *For open-ended tasks without explicit ground truth (e.g., ML coding in EHRSHOT and MIMIC-Extract), we follow standard RL settings by using the same dataset for training and evaluation.

Dataset	Data Sources				Task Instances (all)				Tasks (leader-board)		
	Type	#Patients	#Table	#Elements	Category	#Train	#Test	#Total	#Train	#Test	#Total
Training and Internal Validation (In-Distribution)											
MIMIC-III (Johnson et al., 2016)	Tabular	<1K	17	1.4M	9	9,318	1,122	10,440	552	581	1,133
eICU (Pollard et al., 2018)	Tabular	<1K	10	1.5M	9	6,213	611	6,824	559	610	1,169
TREQS (Wang et al., 2020a)	Tabular	100	5	2.5M	4	8,988	996	9,984	897	995	1,892
MedCalcBench (Khandekar et al., 2024)	Text	1K	–	–	55	10,053	1,047	11,100	1,005	1,046	2,051
MedAgentBench (Jiang et al., 2025b)	Tabular	100	–	700K	10	433	109	542	239	59	298
BioCoder (Tang et al., 2024a)	Text	–	–	–	8	981	157	1,138	981	156	1,137
EHRSHOT (Wornow et al., 2023a)	Tabular	63K	31	1.2M	15	15	15	15*	15	15	15*
BioDSBench (Wang et al., 2024b)	Text	–	–	–	12	50	49	99	50	49	99
MedAgentGym (Internal)	–	65K	63	7.3M	113	36,036	4,106	40,142	4,283	3,511	7,794
External Validation (Out-of-Distribution) ⁺ only the test set for external evaluation; training data remains accessible											
EHR-SeqSQL (Ryu et al., 2024)	Tabular	<1K	17	1.4M	4	18,950	7,913	26,863	1,000	500	1,500
EHRCon (Kwon et al., 2024)	Tab&Text	46K	13	–	3	3,229	976	4,205	1,000	500	1,500
MIMIC-Extract (Wang et al., 2020b)	Tabular	35K	4	35K	3	3	3	3*	3	3	3*
N-PowerAI (Ruan et al., 2025)	Text	–	–	–	6	960	240	1200	960	240	1200
MedAgentGym (External)	–	82K	34	1.4M	16	23,142	9,132	32,271	2,963	1,243	4,203
Overall											
MedAgentGym	–	146K	80	7.4M	129	59,175	13,238	72,413	7,243	4,754	11,997

3.2 DATA CONSTRUCTION: FROM INDIVIDUAL DATASETS TO UNIFIED BENCHMARK

Task and Data Identification. MedAgentGym focuses on verifiable biomedical data science tasks that benefit from code-based solutions (*i.e.*, code-centric biomedical reasoning). *Clinically*, we prioritize tasks originating from real-world healthcare settings and validated by a multidisciplinary panel of healthcare experts. For example, MedAgentGym involves MIMIC-III and eICU in EHRSQL (Lee et al., 2022) collected from 222 hospital staff members and annotated by human programmers. *Computationally*, we integrate diverse coding tasks, ranging from *structured medical information retrieval* to *open-ended biomedical research*, ensuring comprehensive coverage and task diversity.

Verifiable Instances Preparation. To standardize tasks across various sources, each instance in MedAgentGym is structured with: (1) a problem description, (2) verifiable ground-truth outputs, and (3) optional data resources (*e.g.*, EHRs). Additionally, standardized system and user prompts are designed to initiate the problem-solving process (see appendix G). MedAgentGym is highly flexible, easily accommodating new tasks that include clear descriptions and verifiable ground-truth outputs. For coding-centric tasks that provide only reference code implementations (*e.g.*, BioCoder (Tang et al., 2024a)), we validate task correctness based on the execution output of these reference solutions, generating definitive output signatures. This transformation is necessary because multiple valid code implementations may yield identical execution results, making the execution outcome—rather than the code itself—a more reliable and consistent verification signal. For tasks involving additional data resources (*e.g.*, EHRSQL (Lee et al., 2022)), we include metadata on data access and sources. Detailed task overview and task-specific preparation are documented in appendix C.

Data Statistics. MedAgentGym is a unified training environment built upon a large-scale, high-quality dataset comprising approximately 72,000 task instances across 129 categories from 12 real-world biomedical scenarios. Notably, with MedAgentGym, we collect large-scale agent trajectories to support coding agent development (section 5). To ensure reproducible and robust evaluation, we define clear train/test splits, separate internal and external validation sets, and perform n -gram ($n = 10$) string match to eliminate the data contamination issue. Table 2 provides statistics for MedAgentGym. To accommodate diverse research needs, we offer two versions of MedAgentGym: (1) a comprehensive, full-scale dataset for extensive exploration and detailed analysis, and (2) a balanced, lightweight subset for efficient leaderboard training and evaluation.

3.3 CODING ENVIRONMENT: FROM STATIC BENCHMARK TO INTERACTIVE INTERFACE

Isolated and Executable Sandbox Environment. To ensure robust and reproducible coding-based biomedical reasoning, MedAgentGym provides isolated executable coding environments (*i.e.*, sandbox) through Docker containers tailored to each task (Figure 2). These containers come pre-installed with all required dependencies, including specialized biomedical packages (*e.g.*, AlignIO in BioCoder (Tang et al., 2024a)), facilitating reliable task execution. To address critical data

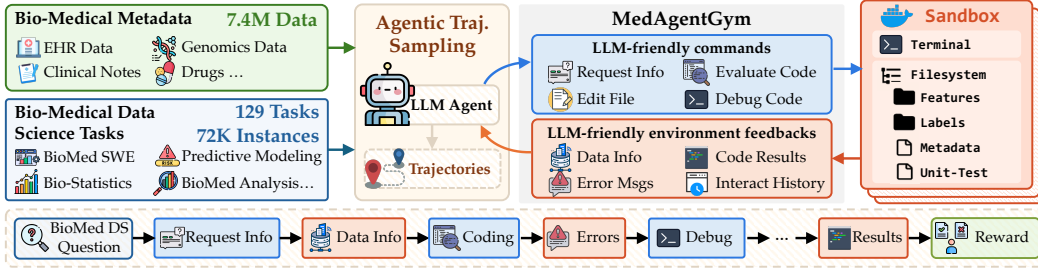


Figure 2: Overview of MedAgentGym. MedAgentGym contains a comprehensive suite of coding-centric biomedical data science tasks with an interactive execution environment for LLM agents.

safety concerns, each Docker environment guarantees: (1) *environmental integrity*, where isolation prevents contamination or data corruption potentially caused by LLM-generated code, preserving both the computational environment and the underlying data systems (Yang et al., 2024b); (2) *medical data security*, where secure containerization enforces compliance with medical data usage policies, safeguarding sensitive patient information. Additionally, MedAgentGym supports extensive flexibility for integrating new tasks, where users can define customized Docker environments through configuration files. If certain packages are not initially available, a terminal tool allows LLM agents to dynamically install the required dependencies within their isolated environments.

Interactive Feedback. MedAgentGym incorporates interactive feedback mechanisms, effectively bridging LLMs with coding interpreters: (1) *robust parsing*: To begin, the output generated by LLMs is formatted in structured JSON, facilitating straightforward parsing and code execution. In cases of execution errors, iterative JSON regeneration is employed to maximize successful code execution rates. (2) *debugging and error grounding*: Compile-time and runtime error messages are systematically translated into a unified natural language format, making them more accessible to LLMs and significantly improving debugging efficiency and interpretability.

Efficient Trajectory Collection. Each task in MedAgentGym is packaged in a reproducible Docker image with built-in support for *multi-threading*, *parallel execution*, and *sequential sampling*. Specifically, we integrate two widely used multi-threading backend engines, Ray² and Joblib³, to accelerate trajectory sampling. This infrastructure ensures efficient and scalable trajectory collection, supporting both extensive experimentation and systematic evaluation across multiple scenarios.

Plug-and-Play. A key strength of MedAgentGym lies in its flexible and modular architecture, which readily supports the integration of new biomedical coding tasks. This inherent extensibility enables MedAgentGym to continually adapt to evolving advancements in biomedical sciences and artificial intelligence methodologies. Additionally, its trajectory sampling approach allows the straightforward transformation of traditional, non-executable biomedical reasoning tasks into coding-based scenarios with verifiable outputs, significantly broadening the scope and complexity of tasks that can be systematically evaluated. Moreover, users can define custom Docker environments through configuration files, and, if specific software packages are initially absent, a built-in terminal tool facilitates dynamic installation within each isolated execution environment, further improving MedAgentGym in runtime adaptability and user-friendliness.

4 EVALUATING LLMs AS MEDICAL CODING AGENTS WITH MEDAGENTGYM

4.1 EXPERIMENTS SETUP

Agent Scaffolds. Following CodeAct (Wang et al., 2024a), we establish a default agent scaffold for systematically evaluating coding-based biomedical reasoning. Interactions within MedAgentGym are modeled as a Partially Observable Markov Decision Process (POMDP), focusing on sampled biomedical data science tasks $p \in \mathcal{P}$. At each timestep t , the agent observes $o_t \in \mathcal{O}$ and samples an action $a_{t+1} \in \mathcal{A}$ from the current policy π_t based on interaction history. We define four primary

²<https://github.com/ray-project/ray>

³<https://joblib.readthedocs.io/en/stable/>

Table 3: Test set results (zero-shot) of LLMs on MedAgentGym. **Bold** indicates the best result at each scale. [‡] and [∨] denote coding LLMs and medical reasoning LLMs, respectively.

Datasets (→)	MIMIC.	eICU	TREQS	MedCalc.	MedAgent.	BioCoder	BioDS.	EHRSHOT	Avg.
Baselines (↓) / Metrics (→)	SR	SR	SR	SR	SR	SR	SR	Acc	Score
<i>API-based Proprietary LLMs[‡]: We only consider Microsoft Azure OpenAI API services due to credentialed health data use agreement.</i>									
gpt-4o-mini (2024-07-28) (Hurst et al., 2024)	35.97	16.57	38.39	73.11	40.38	30.12	57.35	7.84	37.47
gpt-4o (2024-08-06) (Hurst et al., 2024)	43.04	43.44	53.47	73.97	54.23	30.12	58.16	33.53	48.75
gpt-4.1-mini (2025-04-14) (OpenAI, 2025a)	62.79	63.44	69.75	84.36	54.23	47.46	63.47	48.28	61.72
gpt-4.1 (2025-04-14) (OpenAI, 2025a)	69.36	64.75	74.97	86.23	57.63	52.95	67.35	87.93	70.15
gpt-o4-mini (2025-04-16) (OpenAI, 2025b)	76.45	70.16	74.47	78.45	59.32	42.94	73.47	50.07	65.67
[‡] codex-mini (2025-05-16) (Chen et al., 2021)	67.30	64.75	74.57	82.49	58.76	48.78	67.64	58.76	65.38
<i>OSS (Base Size): < 10B parameters</i>									
Qwen3-1.7B (Qwen, 2025a)	20.12	10.62	15.08	46.24	16.95	15.38	6.12	1.87	16.55
Qwen3-4B (Qwen, 2025a)	27.23	30.77	28.85	52.80	15.25	19.16	20.41	23.85	27.29
gemma-3-4b-it (Gemma, 2025)	27.36	29.10	24.52	42.49	18.64	17.95	8.16	4.37	21.57
[∨] medgemma-4b-it (Google, 2025)	15.51	13.11	14.85	41.89	17.62	26.74	17.82	1.33	18.61
Qwen3-8B (Qwen, 2025a)	29.08	34.53	37.37	54.59	20.34	20.51	24.49	25.71	30.83
Qwen2.5-7B-Instruct (Yang et al., 2024a)	13.08	15.57	12.76	25.91	30.36	21.79	10.20	5.42	17.43
Llama-3.1-8B-Instruct (Dubey et al., 2024)	16.67	25.00	19.17	27.53	16.95	18.59	9.19	2.36	16.97
Ministral-8B-Instruct-2410 (Ministral, 2025)	16.70	14.92	25.39	49.81	22.03	23.72	12.24	7.79	22.27
[‡] Qwen2.5-Coder-7B-Instruct (Hui et al., 2024)	9.12	10.66	15.63	24.62	18.75	10.60	17.24	10.55	14.65
[∨] HuatuoGPT-o1-7B (Chen et al., 2024)	4.99	7.04	7.04	38.05	18.64	28.21	19.88	5.03	16.11
[∨] m1-7B-23K (Huang et al., 2025b)	6.88	9.56	7.04	28.24	9.32	20.26	14.71	0.00	12.00
[∨] MedReason-8B (Wu et al., 2025a)	9.12	9.51	9.15	43.31	21.46	31.42	17.42	3.88	18.16
<i>OSS (Large Size): 10 - 30B parameters</i>									
Qwen3-14B (Qwen, 2025a)	31.50	31.97	30.05	61.38	22.03	22.60	26.53	26.77	31.60
Qwen2.5-14B-Instruct (Yang et al., 2024a)	17.21	14.07	16.43	27.40	35.59	29.49	16.33	4.45	20.12
DeepSeek-R1-Distill-Qwen-14B (Guo et al., 2025)	35.12	38.52	32.96	48.09	32.20	21.29	24.49	11.39	30.51
[‡] Qwen2.5-Coder-14B-Instruct (Hui et al., 2024)	41.82	44.26	35.78	33.75	30.42	26.28	22.45	28.37	32.89
[∨] Baichuan-M1-14B-Instruct (Wang et al., 2025a)	4.50	12.19	7.36	1.82	21.46	16.34	17.42	0.00	10.14
<i>OSS (XL Size): > 30B parameters</i>									
Qwen3-32B (Qwen, 2025a)	52.48	60.95	53.82	63.82	45.93	32.67	28.57	47.29	48.19
Qwen2.5-32B-Instruct (Yang et al., 2024a)	54.56	45.41	62.81	69.96	40.67	27.45	22.45	18.13	42.68
QwQ-32B (Qwen, 2025b)	62.31	56.72	66.15	67.69	47.46	42.31	14.29	55.05	51.50
DeepSeek-R1-Distill-Qwen-32B (Guo et al., 2025)	62.18	58.36	65.82	60.14	43.56	28.66	26.53	31.17	47.05
Llama-3.3-70B-Instruct (Dubey et al., 2024)	39.93	25.08	24.98	84.99	39.40	27.55	24.49	29.93	37.04
DeepSeek-R1-Distill-Llama-70B (Guo et al., 2025)	64.59	64.92	56.98	76.96	28.81	32.05	42.86	33.42	50.07

action types: (a) request_info: retrieve relevant data from sources such as EHRs; (b) terminal: manage dependencies or local files within isolated Docker environments. (c) code_execution: execute code generated by LLMs through an integrated interpreter; and (d) debugging: translate code execution errors into natural language explanations enriched with detailed error information for LLM comprehension.

Tasks and Datasets. Building upon MedAgentGym, we train and evaluate Med-Copilot on 7,794 coding-based biomedical reasoning tasks across 8 datasets: (1) MIMIC-III (Johnson et al., 2016) and (2) eICU (Pollard et al., 2018) from EHRSQL (Lee et al., 2022), (3) TREQS (Wang et al., 2020a), (4) MedCalcBench (Khandekar et al., 2024), (5) MedAgentBench (Jiang et al., 2025b), (6) BioCoder (Tang et al., 2024a), (7) EHRSHOT (Wornow et al., 2023a), and (8) BioDSBench (Wang et al., 2024b). Moreover, we conduct experiments for *out-of-distribution* evaluation on 4,203 tasks from the following 4 datasets: (9) EHR-SeqSQL (Ryu et al., 2024), (10) EHRCon (Kwon et al., 2024), (11) MIMIC-Extract (Wang et al., 2020b), and (12) N-PowerAI (Ruan et al., 2025). Note that we do not consider knowledge-intensive medical question-answering tasks (Jin et al., 2019; Pal et al., 2022; Jin et al., 2021), as they are orthogonal to coding-aided reasoning. We include detailed task and dataset information in appendix C.

Baselines. We extensively benchmark the following state-of-the-art LLMs on MedAgentGym: (i) *API-based proprietary LLMs*, including gpt-4o-mini (Hurst et al., 2024), gpt-4o (Hurst et al., 2024), gpt-4.1-mini (OpenAI, 2025a), gpt-4.1 (OpenAI, 2025a), gpt-o4-mini (OpenAI, 2025b), and codex-mini (Chen et al., 2021); (ii) *OSS LLMs*, including gemma-3 (Gemma, 2025), Qwen3 (Qwen, 2025a), Qwen2.5 (Yang et al., 2024a), Llama-3 (Dubey et al., 2024), Ministral (Ministral, 2025), and DeepSeek-R1 (Guo et al., 2025); (iii) *coding LLMs*, including codex-mini (Chen et al., 2021), Qwen2.5-Coder-7B-Instruct and -14B-Instruct (Hui et al., 2024); and (iv) *medical reasoning LLMs* or medical domain-specific LLMs, including medgemma-4b-it (gemma-3-4b-pt) (Google, 2025), HuatuoGPT-o1-7B (Qwen2.5-7B-Instruct) (Chen et al., 2024), m1-7B-23K (Qwen2.5-7B-Instruct) (Huang et al., 2025b), MedReason-8B (Llama-3.1-8B-Instruct) (Wu et al., 2025a), and Baichuan-M1-14B-Instruct (Wang et al., 2025a). Additional model details are available in appendix D.

Evaluation Metrics. We adopt *success rate (SR)* as the primary evaluation metric. For *database*, *data science*, and *bioinformatics* tasks with explicit ground truths, we compare LLM-generated code

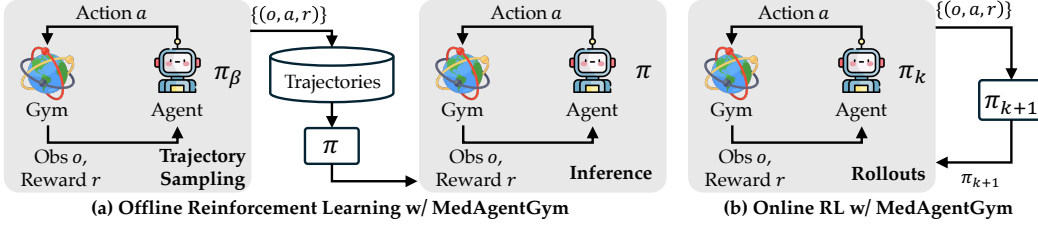


Figure 3: Comparison of (a) offline and (b) online RL paradigms within MedAgentGym.

execution outputs with reference solutions using exact match. For open-ended *ML* tasks in clinical decision support, we measure performance using *accuracy* (*Acc*) across test cases. See appendix E for implementation details and F.1 for additional evaluation on code quality and efficiency.

4.2 RESULTS: BENCHMARKING LLMs AND REASONING MODELS WITH MEDAGENTGYM

Table 3 benchmarks the state-of-the-art LLMs on MedAgentGym. We summarize key observations from our zero-shot leaderboard evaluation as follows: \diamond **Significant Performance Gap Between Commercial API-based and OSS LLMs.** This evident performance gap highlights the *critical need for continued development* of lightweight OSS LLMs that match commercial performance while addressing real-world privacy and cost constraints. \diamond **Task-Specific Performance Variations between Structured and Open-ended Medical Tasks.** LLMs consistently perform better on structured tasks (*e.g.*, database queries, medical calculations) compared to open-ended tasks requiring advanced coding and reasoning (*e.g.*, data analysis, ML prediction). \diamond **Suboptimal Outcomes in Dedicated Coding and Medical Domain-Specific LLMs.** Both coding and medical reasoning LLMs deliver suboptimal performance, revealing that *coding-based biomedical reasoning represents a unique capability* not adequately captured by specialization in either coding or medical reasoning.

5 TRAINING LLM AGENTS FOR CODE-CENTRIC BIOMEDICAL REASONING

In this section, we leverage MedAgentGym to systematically enhance lightweight OSS LLMs as proficient coding agents (Med-Copilot) for biomedical reasoning. We first explore a two-stage agentic fine-tuning framework (section 5.1), followed by a detailed analysis of model scaling behaviors (section 5.2). We then introduce self-improvement to further boost agent performance (section 5.3) and conduct additional analysis on model generalization, ablation, and error patterns (section 5.4).

5.1 RL FINE-TUNING WITH TRAJECTORY SAMPLING

Training Setup. We select Qwen-2.5-Instruct-7B and -14B (Yang et al., 2024a) as our backbones. To enable effective evaluation within MedAgentGym, we utilize a consistent CodeAct-style scaffold, allowing LLM agents to iteratively reason and refine biomedical code through interactive environment feedback. Detailed training setups, including hyperparameters, are provided in appendix E.

Trajectory Sampling. MedAgentGym facilitates efficient parallel trajectory sampling using ray and joblib backends. Specifically, we roll out (1) 2,137 successful trajectories using gpt-4.1-mini with a temperature of 0 to warm up the fine-tuning for smaller OSS models. Each successful trajectory contains 9.25 turns between the LLM and the code interpreter on average. In addition to 2,137 positive trajectories for supervised fine-tuning (SFT), we prepare additional trajectory pairs for RL such as direct preference optimization (DPO), including (2) 1,646 offline pairs sampled from gpt-4.1-mini, and (3) 2,939 online pairs. For both types, we use the initial prompt interactions as shared context and contrast successful final codes against intermediate erroneous attempts. We release all 6K trajectories above to accelerate coding agent development. See appendix C.6 for detailed trajectories composition.

Two-Stage Fine-Tuning. We benchmark two policy improvement methods: (1) SFT directly mimics high-reward trajectories consisting exclusively of successful outcomes, whereas (2) offline or online RL optimizes the policy by favoring selected responses over rejected ones (Figure 3). We further consider a two-stage fine-tuning, initially warming up with SFT and subsequently refining with RL.

Table 4: Med-Copilot performance on MedAgentGym finetuned with sampled trajectories.

Datasets (→) Base (↓) / Metrics (→)	MIMIC-III SR	eICU SR	TREQS SR	MedCalc. SR	MedAgent. SR	BioCoder SR	BioDS. SR	EHRSHOT Acc	Avg. Score	Δ Score
Qwen2.5-7B-Instruct	13.08	15.57	12.76	25.91	30.36	21.79	10.20	5.42	16.89	—
+SFT	57.83	61.48	72.66	89.06	50.85	28.33	55.10	15.62	53.87	(+36.98)
+DPO	64.13	66.91	72.02	90.06	52.54	34.62	69.39	29.55	59.90	(+43.02)
+PPO	66.10	67.25	73.88	74.52	51.33	32.71	65.47	32.40	57.96	(+41.07)
+GRPO	68.21	68.73	70.50	92.33	55.87	37.40	71.11	33.18	62.17	(+45.28)
Qwen2.5-14B-Instruct	17.21	14.07	16.43	27.40	35.59	29.49	16.33	4.45	20.12	—
+SFT	61.45	62.46	76.38	94.36	52.54	39.80	89.80	34.58	63.92	(+43.80)
+DPO	64.54	63.52	76.08	92.45	54.32	43.56	92.96	43.56	66.37	(+46.25)
+PPO	67.55	68.53	78.32	94.86	53.22	45.88	91.33	56.79	69.56	(+49.44)
+GRPO	68.78	69.34	76.84	95.81	57.41	49.32	94.78	59.05	71.42	(+51.30)

Results: Offline RL (DPO). Table 4 compares several post-training methods, revealing that simple SFT over successful trajectories significantly boosts performance on structured coding tasks, demonstrating its effectiveness in capturing structured coding patterns. Besides, DPO is particularly beneficial for optimizing open-ended task performance.

Results: Online RL (PPO and GRPO). We further consider online RL methods, including Proximal Policy Optimization (PPO) (Schulman et al., 2017) and Group Relative Policy Optimization (GRPO) (Shao et al., 2024b), to enable Med-Copilot to actively explore tasks and dynamically generate higher-quality training data through interaction. The evaluation module of Med-Copilot is employed to provide two reward signals: a correctness reward and a format reward, the latter indicating whether the generated output contains code blocks. As shown in Table 4, GRPO achieve markedly stronger performance, suggesting enhanced generalization capabilities in diverse biomedical scenarios compared with offline RL.

5.2 SCALING LLM AGENT IMPROVEMENTS WITH MEDAGENTGYM

Verifier Training Setup. In addition to directly training coding agents, MedAgentGym facilitates the development of an outcome-supervised reward model (ORM) to evaluate generated solutions effectively. Inspired by prior work (Cobbe et al., 2021; Pan et al., 2025), we formalize the verifier task as predicting the probability that a given trajectory successfully solves a coding task. Formally, we represent a trajectory as an interleaved sequence $\tau = [o_1, a_1, o_2, a_2, \dots, o_n, a_n]$, $r \in [0, 1]$, where each observation o_k comprises elements such as task descriptions, code execution results, and error feedback. We fine-tune a Qwen2.5-7B-Instruct model as a verifier with binary predictions ‘YES’ (l_y) or ‘NO’ (l_n), from which we compute success probability: $r = \exp(l_y) / (\exp(l_y) + \exp(l_n))$.

Verifier Training Data. We construct the verifier training dataset by combining two sets of trajectories originally sampled for agent training: (1) *off-policy trajectories*, consisting of 2,742 samples from gpt-4.1-mini; and (2) *on-policy trajectories*, comprising 2,939 samples generated by the agent. Combining both on- and off-policy trajectories, we ensure a balanced dataset of successful and unsuccessful trajectories, filtering to fit within a maximum context length of 32k tokens.

Results: Inference and Training-Time Scaling. We introduce two additional evaluation metrics: (1) *Pass@K*: the fraction of tasks solved by at least one trajectory from K sampled attempts; and (2) *Best@K*: the fraction of accurately selects successful trajectories. Figure 4 (left) illustrates the performance scaling with increasing trajectory sampling. Pass@K significantly improves from 17.0% at $K = 1$ to 45.0% at 16, while Best@K shows steady advancement from 17.0% to 41.7%. The relatively small gap between metrics indicates that our trained verifier effectively identifies successful trajectories, unleashing its potential as a reward model for integration into advanced online RL frameworks. Figure 4 (right) examines agent performance as a function of increased training data volumes in SFT. We observe consistent performance improvements with greater training data availability, suggesting additional computational resources dedicated to sampling further trajectories are likely to yield continued performance gains.

5.3 MODEL PERFORMANCE SCALING WITH SELF-IMPROVEMENT

Self-Improvement Training Setup. Beyond expert-generated trajectories, we explore self-improvement by refining the model using its own outputs. We employ rejection sampling fine-tuning (filtered behavior cloning), using the verifier from section 5.2 to score rollouts. We collect 4,298

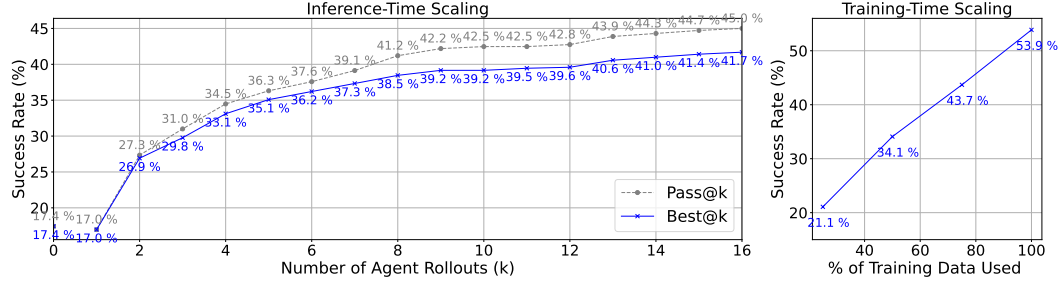


Figure 4: Scalable improvements of LLM agents in MedAgentGym. For inference-time scaling, we employ $T = 0$ for the initial rollout and $T = 0.6$ for the rest. For train-time scaling, we set $T = 0$.

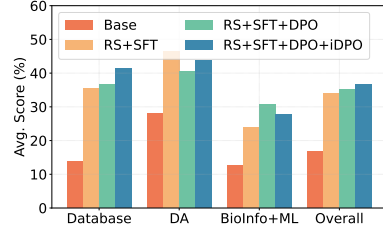


Figure 5: Self-Improvement

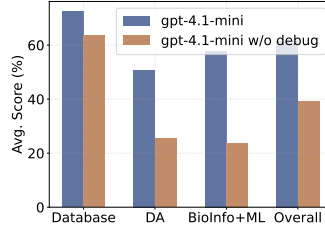


Figure 6: Effect of Debug

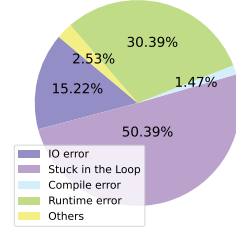


Figure 7: Error Types

trajectory pairs, each comprising the highest-scored correct and lowest-scored incorrect trajectories per prompt. Starting from Qwen2.5-7B-Instruct, we perform SFT on 1,000 randomly sampled successful trajectories, followed by DPO using eight new rollouts per task and another 4,298 scored pairs. We repeat this DPO step iteratively (iDPO) for further refinement.

Results: Rejection Sampling (RS) and iDPO. Figure 5 illustrates consistent performance gains across one SFT stage and two subsequent DPO stages. However, we observe diminishing returns over successive iterations. Initially, rejection sampling SFT significantly boosts performance by effectively capturing successful coding patterns. Subsequent DPO stages show smaller incremental improvements, reflecting the model’s diminishing exploration space as it tackles increasingly challenging tasks, ultimately converging toward an approximate Nash equilibrium.

5.4 GENERALIZATION, ABLATION, AND ERROR ANALYSIS

Results: External Evaluation. Table 5 summarizes external evaluation results on MedAgentGym. In particular, incorporating online RL optimization techniques, especially GRPO (Shao et al., 2024b), can effectively improve performance on unseen, out-of-distribution tasks.

Effect of Interactive Coding. Figure 6 shows that removing debugging capabilities significantly decreases model performance across all tasks. Interactive coding mechanism in MedAgentGym substantially contributes to successful coding-based medical reasoning by enabling the model to effectively interpret and rectify execution errors.

Table 5: External test set results on MedAgentGym.

Datasets (→)	EHR-SeqSQL	EHRCon	MIMIC-Extract	N-PowerAI	Avg. Score
Base (↓) / Metrics (→)	SR	SR	Acc	SR	
<i>API-based Proprietary LLMs¹ (for reference)</i>					
gpt-4o-mini (Hurst et al., 2024)	50.80	23.20	2.67	16.03	26.03
gpt-4o (Hurst et al., 2024)	58.40	35.79	9.82	20.71	34.69
gpt-4.1-mini (OpenAI, 2025a)	70.60	52.40	5.62	25.66	43.20
gpt-4.1 (OpenAI, 2025a)	78.20	63.00	10.41	33.53	51.06
gpt-o4-mini (OpenAI, 2025b)	100.00	51.00	16.88	36.15	53.94
<i>OSS LLMs</i>					
Qwen3-1.7B (Qwen, 2025a)	33.60	17.20	1.90	14.72	16.86
Qwen3-4B (Qwen, 2025a)	44.80	26.20	4.59	19.30	23.72
Qwen3-8B (Qwen, 2025a)	52.00	31.40	6.82	20.12	27.59
[†] HuatuogPT-o1-7B (Chen et al., 2024)	33.25	19.80	2.11	12.45	16.90
Qwen2.5-7B-Inst (Yang et al., 2024a)	42.20	27.20	1.34	11.66	20.60
Med-Copilot (SFT, 7B)	42.40	28.80	1.95	10.48	20.91
Med-Copilot (DPO, 7B)	43.40	23.00	2.14	14.82	20.84
Med-Copilot (PPO, 7B)	45.60	24.40	4.30	17.19	22.87
Med-Copilot (GRPO, 7B)	61.25	46.80	10.80	27.65	36.63
Qwen3-14B (Qwen, 2025a)	69.00	45.00	9.24	23.59	36.71
Qwen2.5-Coder-14B-Inst (Hui et al., 2024)	52.40	42.00	6.77	28.95	32.53
Qwen2.5-14B-Inst (Yang et al., 2024a)	46.40	39.20	4.51	21.57	27.92
Med-Copilot (DPO, 14B)	42.20	40.80	2.75	25.89	27.91
Med-Copilot (PPO, 14B)	66.40	43.70	7.15	32.01	37.32
Med-Copilot (GRPO, 14B)	72.80	56.60	14.91	43.77	47.02
R1-D1S-Qwen-14B (Guo et al., 2025)	56.00	40.80	2.37	17.60	29.19
Qwen3-32B (Qwen, 2025a)	64.80	54.40	12.17	31.26	42.16

Error Analysis. Figure 7 summarizes common error types encountered by the strongest evaluated LLM, gpt-4.1. Loop-related issues dominate, accounting for 50.39% of errors, where agents repeatedly execute the same action in the final turns, indicating difficulty in adapting or exploring alternative strategies. This highlights the need to promote effective exploration and enhance robustness in solving complex biomedical reasoning tasks. Additional experimental results, including cost analysis, case studies, and human studies, are available in appendix F.

6 CONCLUSION

We present MedAgentGym, an executable, privacy-preserving, and extensible training environment for scaling code-based biomedical reasoning in LLM agents. With 72K task instances across 129 categories, MedAgentGym enables comprehensive benchmarking of 29 proprietary and OSS LLMs for biomedical data science within a modular, decoupled architecture that supports flexibility and extensibility. Med-Copilot further demonstrates that systematic training and trajectory sampling with MedAgentGym improve coding proficiency for biomedical data science tasks. MedAgentGym has the potential to accelerate progress from structured medical information retrieval tasks toward more open-ended computational research questions in clinical research and biomedical discovery.

ETHICS STATEMENT

This study uses only publicly available or credentialed deidentified datasets (*e.g.*, MIMIC-III and eICU) under their licenses or data use agreements. We do not redistribute data that require credentialed access; instead, we provide scripts to obtain and prepare such data. Licensing and access requirements for all datasets and associated code bases are summarized in Table 6, and privacy practices are detailed in appendix A.3. In particular, we followed the PhysioNet Credentialed Health Data Use Agreement for MIMIC-III and eICU and did not transfer any confidential patient data to third-party services. When using Microsoft Azure OpenAI services, we opted out of human review and followed the PhysioNet guidelines for responsible use.

To reduce privacy and security risk, all tasks execute inside isolated Docker containers with pre-installed dependencies, which preserves environment integrity and prevents unintended modification of underlying data. The benchmark verifies solutions by execution outputs rather than raw code, and the released artifacts do not contain protected health information. We emphasize that outputs are research artifacts and must not be used to guide diagnosis or treatment without formal validation and regulatory review. We encourage users of our released resources to conduct additional subgroup and setting-specific audits before any downstream use. We also report compute and token usage, and describe hardware and training footprints, to support transparency about environmental impact.

REPRODUCIBILITY STATEMENT

We aim for complete reproducibility by providing an anonymized artifact with source code for the benchmark and agents, Dockerfiles and pinned dependency manifests, evaluation harnesses, and scripts that reproduce data preparation for each dataset according to its license. The paper specifies the task taxonomy, data sources, and train/test splits, the executable sandbox and interaction interface, and the agent scaffold and action space used across all experiments in section 3 and section 4. Prompt templates for every dataset are included in appendix G; dataset-specific preprocessing and verification logic are documented in appendix C, including structured JSON formats for inputs and outputs.

REFERENCES

- Rahul K. Arora, Jason Wei, Rebecca Soskin Hicks, Preston Bowman, Joaquin Quinonero-Candela, Foivos Tsimpourlas, Michael Sharman, Meghan Shah, Andrea Vallone, Alex Beutel, Johannes Heidecke, and Karan Singhal. Healthbench: Evaluating large language models towards improved human health. *OpenAI Blog*, 2025.
- Jun Shern Chan, Neil Chowdhury, Oliver Jaffe, James Aung, Dane Sherburn, Evan Mays, Giulio Starace, Kevin Liu, Leon Maksin, Tejal Patwardhan, et al. Mle-bench: Evaluating machine learning agents on machine learning engineering. *arXiv preprint arXiv:2410.07095*, 2024.

- Junying Chen, Zhenyang Cai, Ke Ji, Xidong Wang, Wanlong Liu, Rongsheng Wang, Jianye Hou, and Benyou Wang. Huatuoogpt-o1, towards medical complex reasoning with llms. *arXiv preprint arXiv:2412.18925*, 2024.
- Mark Chen, Jerry Tworek, Heewoo Jun, Qiming Yuan, Henrique Ponde De Oliveira Pinto, Jared Kaplan, Harri Edwards, Yuri Burda, Nicholas Joseph, Greg Brockman, et al. Evaluating large language models trained on code. *arXiv preprint arXiv:2107.03374*, 2021.
- De Chezelles, Thibault Le Sellier, Maxime Gasse, Alexandre Lacoste, Alexandre Drouin, Massimo Caccia, Léo Boisvert, Megh Thakkar, Tom Marty, Rim Assouel, et al. The browsergym ecosystem for web agent research. *arXiv preprint arXiv:2412.05467*, 2024.
- Karl Cobbe, Vineet Kosaraju, Mohammad Bavarian, Mark Chen, Heewoo Jun, Lukasz Kaiser, Matthias Plappert, Jerry Tworek, Jacob Hilton, Reiichiro Nakano, et al. Training verifiers to solve math word problems. *arXiv preprint arXiv:2110.14168*, 2021.
- Google DeepMind. Alphaevolve: A coding agent for scientific and algorithmic discovery. *Google DeepMind Blog*, 2025.
- Alexandre Drouin, Maxime Gasse, Massimo Caccia, Issam H. Laradji, Manuel Del Verme, Tom Marty, David Vazquez, Nicolas Chapados, and Alexandre Lacoste. Workarena: How capable are web agents at solving common knowledge work tasks? In *Forty-first International Conference on Machine Learning*, 2024. URL <https://openreview.net/forum?id=BRfqYrikdo>.
- Abhimanyu Dubey, Abhinav Jauhri, Abhinav Pandey, Abhishek Kadian, Ahmad Al-Dahle, Aiesha Letman, Akhil Mathur, Alan Schelten, Amy Yang, Angela Fan, et al. The llama 3 herd of models. *arXiv preprint arXiv:2407.21783*, 2024.
- Shanghai Gao, Richard Zhu, Zhenglun Kong, Ayush Noori, Xiaorui Su, Curtis Ginder, Theodoros Tsiligkaridis, and Marinka Zitnik. Txagent: An ai agent for therapeutic reasoning across a universe of tools. *arXiv preprint arXiv:2503.10970*, 2025.
- Gemma. Gemma 3 technical report. *arXiv preprint arXiv:2503.19786*, 2025.
- Google. Medgemma hugging face. <https://huggingface.co/collections/google/medgemma-release-680aade845f90bec6a3f60c4>, 2025. Accessed: [2025-05-20].
- Daya Guo, Dejian Yang, Haowei Zhang, Junxiao Song, Ruoyu Zhang, Runxin Xu, Qihao Zhu, Shirong Ma, Peiyi Wang, Xiao Bi, et al. Deepseek-r1: Incentivizing reasoning capability in llms via reinforcement learning. *arXiv preprint arXiv:2501.12948*, 2025.
- Siyuan Guo, Cheng Deng, Ying Wen, Hechang Chen, Yi Chang, and Jun Wang. DS-agent: Automated data science by empowering large language models with case-based reasoning. In *Forty-first International Conference on Machine Learning*, 2024. URL <https://openreview.net/forum?id=LfJgeBNCFI>.
- HAI@Stanford. Holistic evaluation of large language models for medical applications. *Blog Post*, 2025. URL <https://hai.stanford.edu/news/holistic-evaluation-of-large-language-models-for-medical-applications>.
- Kexin Huang, Serena Zhang, Hanchen Wang, Yuanhao Qu, Yingzhou Lu, Yusuf Roohani, Ryan Li, Lin Qiu, Gavin Li, Junze Zhang, et al. Biomni: A general-purpose biomedical ai agent. *biorxiv*, 2025a.
- Qian Huang, Jian Vora, Percy Liang, and Jure Leskovec. Mlagentbench: Evaluating language agents on machine learning experimentation. *arXiv preprint arXiv:2310.03302*, 2023.
- Xiaoke Huang, Juncheng Wu, Hui Liu, Xianfeng Tang, and Yuyin Zhou. m1: Unleash the potential of test-time scaling for medical reasoning with large language models. *arXiv preprint arXiv:2504.00869*, 2025b.
- Binyuan Hui, Jian Yang, Zeyu Cui, Jiayi Yang, Dayiheng Liu, Lei Zhang, Tianyu Liu, Jiajun Zhang, Bowen Yu, Keming Lu, et al. Qwen2. 5-coder technical report. *arXiv preprint arXiv:2409.12186*, 2024.

- Aaron Hurst, Adam Lerer, Adam P Goucher, Adam Perelman, Aditya Ramesh, Aidan Clark, AJ Ostrow, Akila Welihinda, Alan Hayes, Alec Radford, et al. Gpt-4o system card. *arXiv preprint arXiv:2410.21276*, 2024.
- Shuyang Jiang, Yusheng Liao, Zhe Chen, Ya Zhang, Yanfeng Wang, and Yu Wang. Meds³: Towards medical small language models with self-evolved slow thinking, 2025a. URL <https://arxiv.org/abs/2501.12051>.
- Yixing Jiang, Kameron C Black, Gloria Geng, Danny Park, Andrew Y Ng, and Jonathan H Chen. Medagentbench: Dataset for benchmarking llms as agents in medical applications. *arXiv preprint arXiv:2501.14654*, 2025b.
- Di Jin, Eileen Pan, Nassim Oufattole, Wei-Hung Weng, Hanyi Fang, and Peter Szolovits. What disease does this patient have? a large-scale open domain question answering dataset from medical exams. *Applied Sciences*, 11(14):6421, 2021.
- Qiao Jin, Bhuwan Dhingra, Zhengping Liu, William Cohen, and Xinghua Lu. PubMedQA: A dataset for biomedical research question answering. In *Proceedings of the 2019 Conference on Empirical Methods in Natural Language Processing and the 9th International Joint Conference on Natural Language Processing (EMNLP-IJCNLP)*, pp. 2567–2577, Hong Kong, China, November 2019. Association for Computational Linguistics. doi: 10.18653/v1/D19-1259. URL <https://aclanthology.org/D19-1259/>.
- Qiao Jin, Zhizheng Wang, Yifan Yang, Qingqing Zhu, Donald Wright, Thomas Huang, W John Wilbur, Zhe He, Andrew Taylor, Qingyu Chen, et al. Agentmd: Empowering language agents for risk prediction with large-scale clinical tool learning. *arXiv preprint arXiv:2402.13225*, 2024.
- Ruofan Jin, Zaixi Zhang, Mengdi Wang, and Le Cong. Stella: Self-evolving llm agent for biomedical research. *arXiv preprint arXiv:2507.02004*, 2025.
- Liqiang Jing, Zhehui Huang, Xiaoyang Wang, Wenlin Yao, Wenhao Yu, Kaixin Ma, Hongming Zhang, Xinya Du, and Dong Yu. DS Bench: How far are data science agents from becoming data science experts? In *The Thirteenth International Conference on Learning Representations*, 2025. URL <https://openreview.net/forum?id=DSsSPR0RZJ>.
- Alistair EW Johnson, Tom J Pollard, Lu Shen, Li-wei H Lehman, Mengling Feng, Mohammad Ghassemi, Benjamin Moody, Peter Szolovits, Leo Anthony Celi, and Roger G Mark. Mimic-iii, a freely accessible critical care database. *Scientific data*, 3(1):1–9, 2016.
- Hao Kang and Chenyan Xiong. Researcharena: Benchmarking llms’ ability to collect and organize information as research agents. *arXiv preprint arXiv:2406.10291*, 2024.
- Nikhil Khandekar, Qiao Jin, Guangzhi Xiong, Soren Dunn, Serina Applebaum, Zain Anwar, Maame Sarfo-Gyamfi, Conrad Safranek, Abid Anwar, Andrew Zhang, et al. Medcalc-bench: Evaluating large language models for medical calculations. *Advances in Neural Information Processing Systems*, 37:84730–84745, 2024.
- Yubin Kim, Chanwoo Park, Hyewon Jeong, Yik Siu Chan, Xuhai Xu, Daniel McDuff, Hyeonhoon Lee, Marzyeh Ghassemi, Cynthia Breazeal, and Hae Won Park. MDAgents: An Adaptive Collaboration of LLMs for Medical Decision-Making. In *Advances in Neural Information Processing Systems*, 2024.
- Yeonsu Kwon, Jiho Kim, Gyubok Lee, Seongsu Bae, Daeun Kyung, Wonchul Cha, Tom Pollard, ALISTAIR JOHNSON, and Edward Choi. EHRCon: Dataset for checking consistency between unstructured notes and structured tables in electronic health records. In *The Thirty-eight Conference on Neural Information Processing Systems Datasets and Benchmarks Track*, 2024. URL <https://openreview.net/forum?id=50ZTcbgCyH>.
- Yuxiang Lai, Jike Zhong, Ming Li, Shitian Zhao, and Xiaofeng Yang. Med-r1: Reinforcement learning for generalizable medical reasoning in vision-language models. *arXiv preprint arXiv:2503.13939*, 2025.

- Wuyang Lan, Wenzheng Wang, Changwei Ji, Guoxing Yang, Yongbo Zhang, Xiaohong Liu, Song Wu, and Guangyu Wang. Clinicalgpt-r1: Pushing reasoning capability of generalist disease diagnosis with large language model. *arXiv preprint arXiv:2504.09421*, 2025.
- Gyubok Lee, Hyeonji Hwang, Seongsu Bae, Yeonsu Kwon, Woncheol Shin, Seongjun Yang, Minjoon Seo, Jong-Yeup Kim, and Edward Choi. Ehrsql: A practical text-to-sql benchmark for electronic health records. *Advances in Neural Information Processing Systems*, 35:15589–15601, 2022.
- Binxu Li, Tiankai Yan, Yuanting Pan, Jie Luo, Ruiyang Ji, Jiayuan Ding, Zhe Xu, Shilong Liu, Haoyu Dong, Zihao Lin, et al. Mmedagent: Learning to use medical tools with multi-modal agent. In *Findings of the Association for Computational Linguistics: EMNLP 2024*, pp. 8745–8760, 2024a.
- Junkai Li, Siyu Wang, Meng Zhang, Weitao Li, Yunghwei Lai, Xinhui Kang, Weizhi Ma, and Yang Liu. Agent Hospital: A Simulacrum of Hospital with Evolvable Medical Agents. *arXiv preprint arXiv:2405.02957*, 2024b.
- Shuyue Stella Li, Jimin Mun, Faeze Brahman, Jonathan S Ilgen, Yulia Tsvetkov, and Maarten Sap. Aligning llms to ask good questions a case study in clinical reasoning. *arXiv preprint arXiv:2502.14860*, 2025.
- Stella Li, Vidhisha Balachandran, Shangbin Feng, Jonathan Ilgen, Emma Pierson, Pang Wei W Koh, and Yulia Tsvetkov. Mediq: Question-asking llms and a benchmark for reliable interactive clinical reasoning. *Advances in Neural Information Processing Systems*, 37:28858–28888, 2024c.
- Yusheng Liao, Shuyang Jiang, Yanfeng Wang, and Yu Wang. Reflectool: Towards reflection-aware tool-augmented clinical agents. *arXiv preprint arXiv:2410.17657*, 2024.
- Valentin Liévin, Christoffer Egeberg Hother, Andreas Geert Motzfeldt, and Ole Winther. Can large language models reason about medical questions? *Patterns*, 5(3), 2024.
- Che Liu, Haozhe Wang, Jiazhen Pan, Zhongwei Wan, Yong Dai, Fangzhen Lin, Wenjia Bai, Daniel Rueckert, and Rossella Arcucci. Beyond distillation: Pushing the limits of medical llm reasoning with minimalist rule-based rl. *arXiv preprint arXiv:2505.17952*, 2025a.
- Tianyu Liu, Simeng Han, Xiao Luo, Hanchen Wang, Pan Lu, Biqing Zhu, Yuge Wang, Keyi Li, Jiapeng Chen, Rihao Qu, et al. Towards artificial intelligence research assistant for expert-involved learning. *arXiv preprint arXiv:2505.04638*, 2025b.
- Xiao Liu, Hao Yu, Hanchen Zhang, Yifan Xu, Xuanyu Lei, Hanyu Lai, Yu Gu, Hangliang Ding, Kaiwen Men, Kejuan Yang, et al. Agentbench: Evaluating llms as agents. *arXiv preprint arXiv:2308.03688*, 2023.
- Ilya Loshchilov and Frank Hutter. Decoupled weight decay regularization. *arXiv preprint arXiv:1711.05101*, 2017.
- Bertalan Meskó and Eric J Topol. The imperative for regulatory oversight of large language models (or generative ai) in healthcare. *NPJ Digital Medicine*, 6(1):120, 2023.
- Jiacheng Miao, Joe R Davis, Jonathan K Pritchard, and James Zou. Paper2agent: Reimagining research papers as interactive and reliable ai agents. *arXiv preprint arXiv:2509.06917*, 2025.
- Minstral. Un ministrat, des ministraux. *Minstral Blog*, 2025. URL <https://mistral.ai/news/ministraux>.
- Ludovico Mitchener, Jon M Laurent, Benjamin Tenmann, Siddharth Narayanan, Geemi P Wellawatte, Andrew White, Lorenzo Sani, and Samuel G Rodriques. Bixbench: a comprehensive benchmark for llm-based agents in computational biology. *arXiv preprint arXiv:2503.00096*, 2025.
- Michael Moor, Oishi Banerjee, Zahra Shakeri Hossein Abad, Harlan M Krumholz, Jure Leskovec, Eric J Topol, and Pranav Rajpurkar. Foundation models for generalist medical artificial intelligence. *Nature*, 616(7956):259–265, 2023.

- Deepak Nathani, Lovish Madaan, Nicholas Roberts, Nikolay Bashlykov, Ajay Menon, Vincent Moens, Amar Budhiraja, Despoina Magka, Vladislav Vorotilov, Gaurav Chaurasia, et al. Mlgym: A new framework and benchmark for advancing ai research agents. *arXiv preprint arXiv:2502.14499*, 2025.
- Acrapol Nimmolrat, Krongkarn Sutham, and Orawit Thinnukool. Patient triage system for supporting the operation of dispatch centres and rescue teams. *BMC medical informatics and decision making*, 21:1–16, 2021.
- OpenAI. Introducing gpt-4.1 in the api. *OpenAI Blog*, 2025a. URL <https://openai.com/index/gpt-4-1/>.
- OpenAI. Openai o3 and o4-mini system card. *OpenAI Blog*, 2025b. URL <https://openai.com/index/o3-o4-mini-system-card/>.
- Ankit Pal, Logesh Kumar Umapathi, and Malaikannan Sankarasubbu. Medmcqa: A large-scale multi-subject multi-choice dataset for medical domain question answering. In *Conference on health, inference, and learning*, pp. 248–260. PMLR, 2022.
- Jiayi Pan, Xingyao Wang, Graham Neubig, Navdeep Jaitly, Heng Ji, Alane Suhr, and Yizhe Zhang. Training software engineering agents and verifiers with SWE-gym. In *ICLR 2025 Third Workshop on Deep Learning for Code*, 2025. URL <https://openreview.net/forum?id=lpFFpTbi9s>.
- Tom J Pollard, Alistair EW Johnson, Jesse D Raffa, Leo A Celi, Roger G Mark, and Omar Badawi. The eicu collaborative research database, a freely available multi-center database for critical care research. *Scientific data*, 5(1):1–13, 2018.
- Cheng Qian, Emre Can Acikgoz, Hongru Wang, Xiushi Chen, Avirup Sil, Dilek Hakkani-Tür, Gokhan Tur, and Heng Ji. Smart: Self-aware agent for tool overuse mitigation. *arXiv preprint arXiv:2502.11435*, 2025.
- Jiahao Qiu, Xuan Qi, Tongcheng Zhang, Xinzhe Juan, Jiacheng Guo, Yifu Lu, Yimin Wang, Zixin Yao, Qihan Ren, Xun Jiang, Xing Zhou, Dongrui Liu, Ling Yang, Yue Wu, Kaixuan Huang, Shilong Liu, Hongru Wang, and Mengdi Wang. Alita: Generalist agent enabling scalable agentic reasoning with minimal predefinition and maximal self-evolution, 2025. URL <https://arxiv.org/abs/2505.20286>.
- Qwen. Qwen3: Think deeper, act faster. *Qwen Blog*, 2025a. URL <https://qwenlm.github.io/blog/qwen3/>.
- Qwen. Qwq-32b: Embracing the power of reinforcement learning, March 2025b. URL <https://qwenlm.github.io/blog/qwq-32b/>.
- Peifeng Ruan, Ismael Villanueva-Miranda, Jialiang Liu, Donghan M Yang, Qinbo Zhou, Guanghua Xiao, and Yang Xie. N-power ai: A specialized agent framework for automated sample size and power analysis in clinical trial design. *bioRxiv*, pp. 2025–02, 2025.
- Jaehee Ryu, Seonhee Cho, Gyubok Lee, and Edward Choi. Ehr-seqsql: A sequential text-to-sql dataset for interactively exploring electronic health records. In *Findings of the Association for Computational Linguistics ACL 2024*, pp. 16388–16407, 2024.
- Samuel Schmidgall and Michael Moor. Agentrxiv: Towards collaborative autonomous research. *arXiv preprint arXiv:2503.18102*, 2025.
- Samuel Schmidgall, Rojin Ziaei, Carl Harris, Eduardo Reis, Jeffrey Jopling, and Michael Moor. Agentclinic: a multimodal agent benchmark to evaluate ai in simulated clinical environments. *arXiv preprint arXiv:2405.07960*, 2024.
- Samuel Schmidgall, Yusheng Su, Ze Wang, Ximeng Sun, Jialian Wu, Xiaodong Yu, Jiang Liu, Zicheng Liu, and Emad Barsoum. Agent laboratory: Using llm agents as research assistants, 2025. URL <https://arxiv.org/abs/2501.04227>.
- John Schulman, Filip Wolski, Prafulla Dhariwal, Alec Radford, and Oleg Klimov. Proximal policy optimization algorithms. *arXiv preprint arXiv:1707.06347*, 2017.

- Yijia Shao, Vinay Samuel, Yucheng Jiang, John Yang, and Diyi Yang. Collaborative gym: A framework for enabling and evaluating human-agent collaboration. *arXiv preprint arXiv:2412.15701*, 2024a.
- Zhihong Shao, Peiyi Wang, Qihao Zhu, Runxin Xu, Junxiao Song, Xiao Bi, Haowei Zhang, Mingchuan Zhang, YK Li, Y Wu, et al. Deepseekmath: Pushing the limits of mathematical reasoning in open language models. *arXiv preprint arXiv:2402.03300*, 2024b.
- Guangming Sheng, Chi Zhang, Zilingfeng Ye, Xibin Wu, Wang Zhang, Ru Zhang, Yanghua Peng, Haibin Lin, and Chuan Wu. Hybridflow: A flexible and efficient rlhf framework. In *Proceedings of the Twentieth European Conference on Computer Systems*, pp. 1279–1297, 2025.
- Wenqi Shi, Ran Xu, Yuchen Zhuang, Yue Yu, Haotian Sun, Hang Wu, Carl Yang, and May D Wang. Medadapter: Efficient test-time adaptation of large language models towards medical reasoning. In *Proceedings of the Conference on Empirical Methods in Natural Language Processing. Conference on Empirical Methods in Natural Language Processing*, volume 2024, pp. 22294, 2024a.
- Wenqi Shi, Ran Xu, Yuchen Zhuang, Yue Yu, Jieyu Zhang, Hang Wu, Yuanda Zhu, Joyce C. Ho, Carl Yang, and May Dongmei Wang. EHRAgent: Code empowers large language models for few-shot complex tabular reasoning on electronic health records. In *Proceedings of the 2024 Conference on Empirical Methods in Natural Language Processing*, pp. 22315–22339, 2024b.
- Karan Singhal, Shekoofeh Azizi, Tao Tu, S Sara Mahdavi, Jason Wei, Hyung Won Chung, Nathan Scales, Ajay Tanwani, Heather Cole-Lewis, Stephen Pfohl, et al. Large language models encode clinical knowledge. *Nature*, 620(7972):172–180, 2023.
- Ali Soroush, Benjamin S Glicksberg, Eyal Zimlichman, Yiftach Barash, Robert Freeman, Alexander W Charney, Girish N Nadkarni, and Eyal Klang. Large language models are poor medical coders—benchmarking of medical code querying. *NEJM AI*, 1(5):AIdbp2300040, 2024.
- Zafir Stojanovski, Oliver Stanley, Joe Sharratt, Richard Jones, Abdulhakeem Adefoye, Jean Kaddour, and Andreas Kopf. Reasoning gym: Reasoning environments for reinforcement learning with verifiable rewards, 2025. URL <https://arxiv.org/abs/2505.24760>.
- Kyle Swanson, Wesley Wu, Nash L Bulaong, John E Pak, and James Zou. The virtual lab: Ai agents design new sars-cov-2 nanobodies with experimental validation. *bioRxiv*, pp. 2024–11, 2024.
- Xiangru Tang, Yuliang Liu, Zefan Cai, Yanjun Shao, Junjie Lu, Yichi Zhang, Zexuan Deng, Helan Hu, Kaikai An, Ruijun Huang, et al. Ml-bench: Evaluating large language models and agents for machine learning tasks on repository-level code. *arXiv preprint arXiv:2311.09835*, 2023.
- Xiangru Tang, Bill Qian, Rick Gao, Jiakang Chen, Xinyun Chen, and Mark B Gerstein. Biocoder: a benchmark for bioinformatics code generation with large language models. *Bioinformatics*, 40, 2024a.
- Xiangru Tang, Anni Zou, Zhuosheng Zhang, Ziming Li, Yilun Zhao, Xingyao Zhang, Arman Cohan, and Mark Gerstein. Medagents: Large language models as collaborators for zero-shot medical reasoning. In *Findings of the Association for Computational Linguistics ACL 2024*, pp. 599–621, 2024b.
- Xiangru Tang, Daniel Shao, Jiwoong Sohn, Jiapeng Chen, Jiayi Zhang, Jinyu Xiang, Fang Wu, Yilun Zhao, Chenglin Wu, Wenqi Shi, et al. Medagentsbench: Benchmarking thinking models and agent frameworks for complex medical reasoning. *arXiv preprint arXiv:2503.07459*, 2025.
- Soroosh Tayebi Arasteh, Tianyu Han, Mahshad Lotfinia, Christiane Kuhl, Jakob Nikolas Kather, Daniel Truhn, and Sven Nebelung. Large language models streamline automated machine learning for clinical studies. *Nature Communications*, 15(1):1603, 2024.
- NovelSeek Team, Bo Zhang, Shiyang Feng, Xiangchao Yan, Jiakang Yuan, Zhiyin Yu, Xiaohan He, Songtao Huang, Shaowei Hou, Zheng Nie, et al. Novelseek: When agent becomes the scientist—building closed-loop system from hypothesis to verification. *arXiv preprint arXiv:2505.16938*, 2025.

- Rahul Thapa, Qingyang Wu, Kevin Wu, Harrison Zhang, Angela Zhang, Eric Wu, Haotian Ye, Suhana Bedi, Nevin Aresh, Joseph Boen, et al. Disentangling reasoning and knowledge in medical large language models. *arXiv preprint arXiv:2505.11462*, 2025.
- George Tsatsaronis, Georgios Balikas, Prodromos Malakasiotis, Ioannis Partalas, Matthias Zschunke, Michael R Alvers, Dirk Weissenborn, Anastasia Krithara, Sergios Petridis, Dimitris Polychronopoulos, et al. An overview of the bioasq large-scale biomedical semantic indexing and question answering competition. *BMC bioinformatics*, 16:1–28, 2015.
- Bingning Wang, Haizhou Zhao, Huozhi Zhou, Liang Song, Mingyu Xu, Wei Cheng, Xiangrong Zeng, Yupeng Zhang, Yuqi Huo, Zecheng Wang, et al. Baichuan-m1: Pushing the medical capability of large language models. *arXiv preprint arXiv:2502.12671*, 2025a.
- Ping Wang, Tian Shi, and Chandan K Reddy. Text-to-sql generation for question answering on electronic medical records. In *Proceedings of The Web Conference 2020*, pp. 350–361, 2020a.
- Shirly Wang, Matthew B. A. McDermott, Geeticka Chauhan, Marzyeh Ghassemi, Michael C. Hughes, and Tristan Naumann. Mimic-extract: a data extraction, preprocessing, and representation pipeline for mimic-iii. In *Proceedings of the ACM Conference on Health, Inference, and Learning, CHIL '20*, pp. 222–235, New York, NY, USA, 2020b. Association for Computing Machinery. ISBN 9781450370462. doi: 10.1145/3368555.3384469. URL <https://doi.org/10.1145/3368555.3384469>.
- Wenxuan Wang, Zizhan Ma, Meidan Ding, Shiyi Zheng, Shengyuan Liu, Jie Liu, Jiaming Ji, Wenting Chen, Xiang Li, Linlin Shen, et al. Medical reasoning in the era of llms: A systematic review of enhancement techniques and applications. *arXiv preprint arXiv:2508.00669*, 2025b.
- Wenxuan Wang, Zizhan Ma, Zheng Wang, Chenghan Wu, Jiaming Ji, Wenting Chen, Xiang Li, and Yixuan Yuan. A survey of llm-based agents in medicine: How far are we from baymax? *arXiv preprint arXiv:2502.11211*, 2025c.
- Xingyao Wang, Yangyi Chen, Lifan Yuan, Yizhe Zhang, Yunzhu Li, Hao Peng, and Heng Ji. Executable code actions elicit better llm agents. In *Forty-first International Conference on Machine Learning*, 2024a.
- Zifeng Wang, Benjamin Danek, Ziwei Yang, Zheng Chen, and Jimeng Sun. Can large language models replace data scientists in clinical research? *arXiv preprint arXiv:2410.21591*, 2024b.
- Zifeng Wang, Benjamin Danek, and Jimeng Sun. Bidsa-1k: Benchmarking data science agents for biomedical research. *arXiv preprint arXiv:2505.16100*, 2025d.
- Zihan Wang, Kangrui Wang, Qineng Wang, Pingyue Zhang, Linjie Li, Zhengyuan Yang, Kefan Yu, Minh Nhat Nguyen, Licheng Liu, Eli Gottlieb, et al. Ragen: Understanding self-evolution in llm agents via multi-turn reinforcement learning. *arXiv preprint arXiv:2504.20073*, 2025e.
- Michael Wornow, Rahul Thapa, Ethan Steinberg, Jason Fries, and Nigam Shah. Ehrshot: An ehr benchmark for few-shot evaluation of foundation models. *Advances in Neural Information Processing Systems*, 36:67125–67137, 2023a.
- Michael Wornow, Yizhe Xu, Rahul Thapa, Birju Patel, Ethan Steinberg, Scott Fleming, Michael A Pfeffer, Jason Fries, and Nigam H Shah. The shaky foundations of clinical foundation models: A survey of large language models and foundation models for emrs. *ArXiv preprint*, abs/2303.12961, 2023b. URL <https://arxiv.org/abs/2303.12961>.
- Juncheng Wu, Wenlong Deng, Xingxuan Li, Sheng Liu, Taomian Mi, Yifan Peng, Ziyang Xu, Yi Liu, Hyunjin Cho, Chang-In Choi, et al. Medreason: Eliciting factual medical reasoning steps in llms via knowledge graphs. *arXiv preprint arXiv:2504.00993*, 2025a.
- Kevin Wu, Eric Wu, Rahul Thapa, Kevin Wei, Angela Zhang, Arvind Suresh, Jacqueline J Tao, Min Woo Sun, Alejandro Lozano, and James Zou. Medcasereasoning: Evaluating and learning diagnostic reasoning from clinical case reports. *arXiv preprint arXiv:2505.11733*, 2025b.

- Zhiheng Xi, Yiwen Ding, Wenxiang Chen, Boyang Hong, Honglin Guo, Junzhe Wang, Dingwen Yang, Chenyang Liao, Xin Guo, Wei He, et al. Agentgym: Evolving large language model-based agents across diverse environments. *arXiv preprint arXiv:2406.04151*, 2024.
- Peng Xia, Jinglu Wang, Yibo Peng, Kaide Zeng, Xian Wu, Xiangru Tang, Hongtu Zhu, Yun Li, Shujie Liu, Yan Lu, et al. Mmedagent-rl: Optimizing multi-agent collaboration for multimodal medical reasoning. *arXiv preprint arXiv:2506.00555*, 2025.
- Guangzhi Xiong, Qiao Jin, Zhiyong Lu, and Aidong Zhang. Benchmarking retrieval-augmented generation for medicine. In *Findings of the Association for Computational Linguistics ACL 2024*, pp. 6233–6251, 2024.
- An Yang, Baosong Yang, Beichen Zhang, Binyuan Hui, Bo Zheng, Bowen Yu, Chengyuan Li, Dayiheng Liu, Fei Huang, Haoran Wei, et al. Qwen2. 5 technical report. *arXiv preprint arXiv:2412.15115*, 2024a.
- John Yang, Carlos Jimenez, Alexander Wettig, Kilian Lieret, Shunyu Yao, Karthik Narasimhan, and Ofir Press. Swe-agent: Agent-computer interfaces enable automated software engineering. *Advances in Neural Information Processing Systems*, 37:50528–50652, 2024b.
- John Yang, Kilian Leret, Carlos E. Jimenez, Alexander Wettig, Kabir Khandpur, Yanzhe Zhang, Binyuan Hui, Ofir Press, Ludwig Schmidt, and Diyi Yang. Swe-smith: Scaling data for software engineering agents, 2025. URL <https://arxiv.org/abs/2504.21798>.
- Ailing Yu, Lan Yao, Jingnan Liu, Zhe Chen, Jiajun Yin, Yuan Wang, Xinhao Liao, Zhiling Ye, Ji Li, Yun Yue, et al. Medresearcher-rl: Expert-level medical deep researcher via a knowledge-informed trajectory synthesis framework. *arXiv preprint arXiv:2508.14880*, 2025.
- Jiakang Yuan, Xiangchao Yan, Botian Shi, Tao Chen, Wanli Ouyang, Bo Zhang, Lei Bai, Yu Qiao, and Bowen Zhou. Dolphin: Closed-loop open-ended auto-research through thinking, practice, and feedback. *arXiv preprint arXiv:2501.03916*, 2025.
- Dan Zhang, Sining Zhoubian, Min Cai, Fengzu Li, Lekang Yang, Wei Wang, Tianjiao Dong, Ziniu Hu, Jie Tang, and Yisong Yue. Datasibench: An llm agent benchmark for data science. *arXiv preprint arXiv:2502.13897*, 2025a.
- Sheng Zhang, Qianchu Liu, Guanghui Qin, Tristan Naumann, and Hoifung Poon. Med-rlvr: Emerging medical reasoning from a 3b base model via reinforcement learning. *arXiv preprint arXiv:2502.19655*, 2025b.
- Yuge Zhang, Qiyang Jiang, XingyuHan XingyuHan, Nan Chen, Yuqing Yang, and Kan Ren. Benchmarking data science agents. In *Proceedings of the 62nd Annual Meeting of the Association for Computational Linguistics (Volume 1: Long Papers)*, pp. 5677–5700, Bangkok, Thailand, August 2024. Association for Computational Linguistics. doi: 10.18653/v1/2024.acl-long.308. URL <https://aclanthology.org/2024.acl-long.308/>.
- Wanjia Zhao, Mert Yuksekogul, Shirley Wu, and James Zou. Sirius: Self-improving multi-agent systems via bootstrapped reasoning. *arXiv preprint arXiv:2502.04780*, 2025.
- Tianyu Zheng, Ge Zhang, Tianhao Shen, Xueling Liu, Bill Yuchen Lin, Jie Fu, Wenhui Chen, and Xiang Yue. Opencodeinterpreter: Integrating code generation with execution and refinement. *arXiv preprint arXiv:2402.14658*, 2024.
- Weihai Zhi, Jiayan Guo, and Shangyang Li. Medgr: Breaking the data barrier for medical reasoning via generative reward learning. *arXiv preprint arXiv:2508.20549*, 2025.
- Yinghao Zhu, Ziyi He, Haoran Hu, Xiaochen Zheng, Xichen Zhang, Zixiang Wang, Junyi Gao, Liantao Ma, and Lequan Yu. Medagentboard: Benchmarking multi-agent collaboration with conventional methods for diverse medical tasks. *arXiv preprint arXiv:2505.12371*, 2025.
- Yuxin Zuo, Shang Qu, Yifei Li, Zhangren Chen, Xuekai Zhu, Ermo Hua, Kaiyan Zhang, Ning Ding, and Bowen Zhou. Medxpertqa: Benchmarking expert-level medical reasoning and understanding. *arXiv preprint arXiv:2501.18362*, 2025.

A LIMITATIONS AND BROADER IMPACTS

A.1 LIMITATIONS

Although MedAgentGym demonstrates strong empirical performance improvement in a wide range of coding-aided biomedical reasoning tasks, several limitations remain. Firstly, MedAgentGym requires substantial computational resources for trajectory sampling, model fine-tuning, and iterative self-improvement procedures. Although we achieve significant improvements with relatively lightweight OSS LLMs, further scaling and advanced RL methods require increased computing infrastructures, limiting accessibility for resource-constrained research groups. Secondly, our current dataset size and trajectory collection are primarily constrained by computational budget rather than data availability, potentially limiting the full exploration of model scaling behavior. Thirdly, MedAgentGym primarily supports text and structured data modalities. Future extensions will incorporate multimodal biomedical data (*e.g.*, medical imaging, EEG, audio or video signals), enabling a richer and more comprehensive evaluation of multi-modal reasoning capabilities. Achieving effective multi-modal integration, however, presents significant challenges in data collection, curation, and standardized evaluation frameworks.

A.2 BROADER IMPACTS

Potential Positive Societal Impacts. MedAgentGym can significantly enhance the development of accessible, affordable, and privacy-preserving AI tools for clinical decision-making. Improved coding-based biomedical reasoning capabilities in open-source LLM agents (*e.g.*, Med-Copilot) have the potential to democratize access to advanced computational healthcare assistance, benefiting clinicians, researchers, and healthcare systems globally, particularly in resource-limited settings. The plug-and-play architecture also allows continuous adaptation to new medical knowledge and practices, fostering sustainable and community-driven innovation in healthcare technology.

Potential Negative Societal Impacts. Despite the benefits, the introduction and widespread deployment of sophisticated computational frameworks like MedAgentGym may unintentionally widen existing healthcare inequities. Institutions with limited computational resources (including both Microsoft Azure API service and high-performance computing clusters) or inadequate data infrastructure may struggle to access or fully benefit from these technological advancements, potentially exacerbating disparities in healthcare capabilities across regions or socioeconomic groups. Moreover, reliance on publicly available datasets may perpetuate existing biases due to uneven data representation, potentially disadvantaging underrepresented patient populations and rare disease conditions.

A.3 PRIVACY STATEMENTS

Table 6: Data Access and License Information of 12 datasets in MedAgentGym. “Custom” represents additional dataset- or task-specific license and data access requirements (*e.g.*, DUA or credentials).

Dataset	Data License	Data Access	Code License	Code Access
<i>Training and Internal Validation (In-Distribution)</i>				
MIMIC-III (Johnson et al., 2016; Lee et al., 2022)	Custom	MIMIC-III on PhysioNet	CC-BY-4.0	MIMIC-III on EHRSQL
eICU (Pollard et al., 2018; Lee et al., 2022)	Custom	eICU on PhysioNet	CC-BY-4.0	eICU on EHRSQL
TREQS (Wang et al., 2020a)	Custom	MIMIC-III on PhysioNet	MIT	TREQS on GitHub
MedCalcBench (Khandekar et al., 2024)	CC-BY-SA 4.0	MedCalcBench	Public	MedCalcBench on GitHub
MedAgentBench (Jiang et al., 2025b)	MIT	MedAgentBench (FHIR Server)	MIT	MedAgentBench on GitHub
BioCoder (Tang et al., 2024a)	CC-BY-4.0	BioCoder on Huggingface	N/A	BioCoder on GitHub
BioDSBench (Wang et al., 2024b)	MIT	BioDSBench	MIT	BioDSBench on GitHub
EHRSHOT (Wornow et al., 2023a)	Custom	EHRShot (Stanford)	Apache	EHRSHOT on GitHub
<i>External Validation (Out-of-Distribution)</i>				
EHR-SeqSQL (Ryu et al., 2024)	Custom	MIMIC-III on PhysioNet	N/A	EHR-SeqSQL on GitHub
EHR-Con (Kwon et al., 2024)	Custom	MIMIC-III on PhysioNet	MIT	EHR-Con on GitHub
MIMIC-Extract (Wang et al., 2020b)	Custom	MIMIC-III on PhysioNet	MIT	MIMIC-Extract on GitHub
N-PowerAI (Ruan et al., 2025)	N/A	N-Power AI Supp. Mat.	N/A	N-Power AI on Webpage

Data Privacy and Licensing. We carefully curated MedAgentGym with strict adherence to ethical standards, using publicly available datasets or datasets with appropriate privacy protections and anonymizations. Table 6 lists the access requirements for the 12 datasets in MedAgentGym and the code base for data processing or task implementation. We explicitly designed isolated Docker environments to ensure data privacy and security. Nevertheless, ethical usage of our methods and models in

clinical settings requires rigorous validation, transparency in limitations, and close collaboration with healthcare professionals. We encourage responsible deployment, emphasizing human oversight, continuous evaluation, and clear communication of model capabilities and uncertainties to mitigate ethical and practical risks.

LLM Usage Statement. In compliance with the PhysioNet Credentialed Health Data Use Agreement (version 1.5.0)⁴, we strictly prohibit transferring confidential patient data (*e.g.*, MIMIC-III and eICU) to third-party entities, including external online services and APIs. To responsibly utilize the Azure OpenAI Service, we adhere closely to PhysioNet’s guidelines on responsible GPT usage⁵. Specifically, we have opted out of the human review process by completing the Azure OpenAI Additional Use Case Form⁶, thereby ensuring no third-party entity accesses or processes sensitive patient information. We consistently monitor our data handling practices and strictly adhere to applicable guidelines and privacy regulations, maintaining the highest ethical standards in our research and operations.

B ADDITIONAL RELATED WORKS

Medical Agents (Coding). Recent advances have demonstrated that LLMs exhibit strong capabilities in medical reasoning and planning leveraging extensive biomedical knowledge (Singhal et al., 2023; Moor et al., 2023; Liévin et al., 2024), fueling increased interest in developing LLM-based autonomous agents tailored specifically for medical tasks (Jin et al., 2024; Gao et al., 2025; Li et al., 2024a; Liao et al., 2024; Tang et al., 2024b; Kim et al., 2024). In particular, LLM-based agents have shown promise in specialized computational tasks, including querying EHR databases (Shi et al., 2024b), performing bio-statistical calculations (Ruan et al., 2025), and conducting bioinformatics analyses (Tang et al., 2024a; Wang et al., 2024b; Tayebi Arasteh et al., 2024). As shown in Figure 8, integrating coding capabilities into LLM-based agents further enhances performance on tasks traditionally approached through natural language reasoning (*e.g.*, MIMIC-III, eICU (Lee et al., 2022)), as well as numerical and rule-based medical reasoning (*e.g.*, MedCalcBench (Khandekar et al., 2024)). However, existing coding-based medical agents rely primarily on prompt engineering without systematic improvement, limiting their robustness and scalability when addressing complex and diverse coding tasks in real-world biomedical scenarios. In contrast, MedAgentGym specifically targets reasoning-intensive coding tasks by introducing a unified, scalable, and interactive training environment that systematically improves the coding-based medical reasoning capabilities of LLM agents.

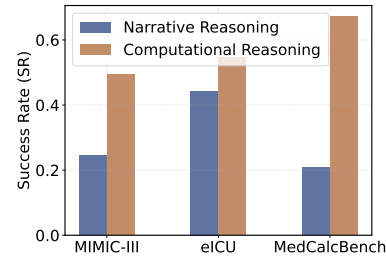


Figure 8: Coding empowers computational medical reasoning (w/ gpt-4-turbo).

Medical Reasoning Models. Recent advancements have substantially improved biomedical reasoning capabilities of LLMs through RL (Huang et al., 2025b; Lai et al., 2025; Zhang et al., 2025b; Jiang et al., 2025a; Wu et al., 2025a; Chen et al., 2024; Lan et al., 2025; Wang et al., 2025a; Li et al., 2025; Zhang et al., 2025b; Miao et al., 2025; Jin et al., 2025; Yu et al., 2025; Zhi et al., 2025; Liu et al., 2025a). For example, M1 (Huang et al., 2025b) improves by distilling knowledge from the reasoning traces generated by DeepSeek-R1 (Guo et al., 2025). MedS3 (Jiang et al., 2025a) employs Monte Carlo Tree Search (MCTS) to generate rule-verifiable reasoning trajectories and employs process-reward models to select optimal reasoning paths during inference. Similarly, HuatuoGPT-o1 (Chen et al., 2024) and ClinicalGPT-R1 (Lan et al., 2025) integrate domain-specific verifiers to guide RL fine-tuning processes for improved clinical reasoning. Extending beyond language modeling, Med-R1 (Lai et al., 2025) and MedXpertQA (Zuo et al., 2025) adapt RL methodologies to vision-language models, effectively addressing medical visual question answering tasks. Despite these developments, current medical reasoning models predominantly target natural language-based reasoning, with limited attention given to coding-intensive scenarios common in biomedical research and clinical practice.

⁴<https://physionet.org/about/licenses/physionet-credentialed-health-data-license-150/>

⁵<https://physionet.org/news/post/gpt-responsible-use>

⁶<https://aka.ms/oai/additionalusecase>

Medical Reasoning Benchmarks. Most existing medical reasoning benchmarks focus primarily on evaluating LLM performance through closed-form medical QA tasks (Pal et al., 2022; Jin et al., 2021; 2019; Tsatsaronis et al., 2015; Tang et al., 2025; Xiong et al., 2024; Arora et al., 2025). In addition, AgentClinic (Schmidgall et al., 2024) further evaluates diagnosis prediction within simulated clinical scenarios, while MedHELM (HAI@Stanford, 2025) provides comprehensive evaluations in various medical NLP tasks. Despite these extensive benchmarking efforts, existing benchmarks – including recent concurrent works such as MedAgentBoard (Zhu et al., 2025), HealthBench (Arora et al., 2025), and MedCaseReasoning (Wu et al., 2025b) – typically focus on evaluation scenarios, with limited emphasis on dedicated training environments aimed at systematically improving medical reasoning capabilities (Thapa et al., 2025), especially within coding-intensive and interactive medical scenarios.

Medical Agent Training Environments. To advance medical agents with narrative reasoning, AgentClinic (Schmidgall et al., 2024) and AgentHospital (Li et al., 2024b) simulate hospital workflows focused on diagnostic tasks, while MediQ (Li et al., 2024c) offers interactive simulations designed for medical information retrieval. Beyond medicine, specialized environments have emerged for systematically evaluating and improving LLM agents across diverse tasks (Zhao et al., 2025; Wang et al., 2025e), such as software engineering (Pan et al., 2025; Yang et al., 2024b; 2025), reasoning (Stojanovski et al., 2025), web browsing (Drouin et al., 2024), agent planning and collaboration (Xi et al., 2024; Shao et al., 2024a), data science (Guo et al., 2024; Jing et al., 2025; Zhang et al., 2025a; 2024), machine learning engineering (Nathani et al., 2025; Huang et al., 2023; Chan et al., 2024; Tang et al., 2023), automated research (Kang & Xiong, 2024; Schmidgall & Moor, 2025; Schmidgall et al., 2025), and scientific discovery (Team et al., 2025; Yuan et al., 2025). Inspired by these interactive training frameworks, MedAgentGym uniquely targets real-world biomedical scenarios, aiming to rigorously benchmark and systematically enhance coding-based biomedical reasoning capabilities of LLM agents.

C TASK AND DATA DETAILS

C.1 OVERVIEW

We refer a task as coding-based biomedical reasoning when LLM agents write and run code whose execution yields a verifiable outcome in biomedical data science. This definition allows us to objectively verify the results while preserving the steps that agents actually take, allowing for training and analysis at the trajectory level.

Biomedical Application Category. MedAgentGym spans multiple biomedical subdomains, including *Database queries* (DB, including MIMIC-III, eICU, TREQS, EHR-SeqSQL, and EHRCon), *Data Analytics* (DA, including MedCalcBench and MedAgentBench), *Bioinformatics* (Bioinfo, including BioCoder, BioDSBench, N-PowerAI), and *Machine Learning* (ML, including EHRSHOT and MIMIC-Extract).

Figure 9 illustrates the diverse task distribution within MedAgentGym. Consider a clinician identifying patients at risk for sepsis from EHR data, a task requiring not only understanding of sepsis criteria but also SQL queries to extract relevant laboratory values, temporal logic to track patient trajectories, and statistical methods to validate findings. Similarly, researchers analyzing multi-omics data must integrate biological knowledge with bioinformatics algorithms and computational pipelines. These scenarios exemplify the core challenge of biomedical data science: operationalizing medical expertise through executable code, where domain knowledge alone proves insufficient without corresponding computational implementation.

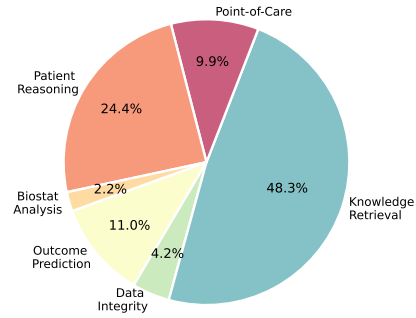


Figure 9: Diversity analysis.

Computational Task Category. *Structured tasks* primarily include database query scenarios, such as those from MIMIC-III, eICU, TREQS, EHR-SeqSQL, EHRCon, and MedCalcBench (rule- or equation-based), which require precise formulation of executable queries against structured EHR data.

Open-ended tasks include biomedical data analysis and medical coding scenarios drawn from datasets such as MedAgentBench, BioCoder, BioDSBench, EHRSHOT, MIMIC-Extract, and N-PowerAI, demanding nuanced and flexible code generation for complex analysis, statistical reasoning, or clinical decision-making.

Specifically, we evaluate LLMs across eight biomedical coding domains: (1) clinical database querying (MIMIC-III, eICU, TREQS, EHRseqSQL), (2) clinical note analysis (EHRcon), (3) medical computation (MedCalcBench), (4) health information technology (MedAgentBench), (5) biomedical software engineering (Biocoder), (6) biomedical data analysis (BioDSBench), (7) biostatistics (NPowerAI), and (8) ML-based predictive modeling (EHRSHOT, MIMIC-Extract).

In- & Out-of-Distribution. We further categorize tasks in MedAgentGym into *in-* and *out-of-distribution*, facilitating a rigorous evaluation of model generalization and adaptability. To highlight intrinsic differences between these distributions, Figure 10(b) shows the distribution of sampled code trajectories. The resulting visualization demonstrates significant divergence in trajectory complexity, interaction frequency, and required code refinement steps between in-distribution and out-of-distribution tasks, underscoring the challenges posed by novel biomedical reasoning contexts.

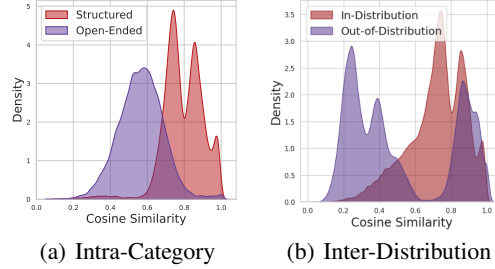


Figure 10: Similarity analysis

C.2 TRAINING AND INTERNAL TESTING (IN-DISTRIBUTION) DATASET DETAILS

EHRSQL: MIMIC-III and eICU. EHRSQL (Lee et al., 2022) comprises text-to-SQL tasks that leverage electronic health records from MIMIC-III (Johnson et al., 2016) and eICU (Pollard et al., 2018). They evaluate the ability of LLMs (and agents) to translate clinical questions posed by healthcare professionals into executable SQL queries. This includes handling complex queries involving temporal logic and conditional abstention.

TREQS. TREQS (Wang et al., 2020a) is a text-to-SQL benchmark tailored specifically to clinical question answering using the MIMIC-III dataset. It emphasizes generating accurate SQL queries from template-based natural language questions against a simplified schema comprising five core tables, with an emphasis on large result-set handling.

MedCalcBench. MedCalcBench (Khandekar et al., 2024) provides a structured evaluation of clinical calculation capabilities in LLMs. Each instance poses a patient-specific clinical scenario requiring precise medical calculations such as clinical scores or medication dosages, accompanied by expert-curated stepwise solutions for validation.

MedAgentBench. MedAgentBench (Jiang et al., 2025b) is a simulated EHR environment designed to evaluate LLM-driven clinical workflows. It features realistic patient scenarios across ten task categories, requiring agents to perform clinical reasoning, EHR querying via FHIR interfaces, and clinical decision support.

BioCoder. BioCoder (Tang et al., 2024a) assesses the capability of LLMs to generate accurate bioinformatics code solutions. It comprises practical coding challenges derived from authentic bioinformatics software, requiring the generation and verification of functionally correct Python methods.

BioDSBench. BioDSBench (Wang et al., 2024b) evaluates LLM proficiency in biomedical data science coding tasks, involving the generation of Python or R code to replicate analytical workflows derived from actual biomedical research studies. Tasks span statistical analyses, data manipulations, and visualization routines.

EHRSHOT. EHRSHOT (Wornow et al., 2023a) benchmarks LLMs on few-shot clinical prediction tasks leveraging real-world, longitudinal, deidentified EHR data. It focuses on rapid adaptation to tasks such as risk prediction and forecasting clinical outcomes given limited labeled examples.

C.3 EXTERNAL EVALUATION (OUT-OF-DISTRIBUTION) DATASET DETAILS

EHR-SeqSQL. EHR-SeqSQL (Ryu et al., 2024) extends text-to-SQL evaluation to sequential, multi-turn interactions, emulating realistic clinical dialogues. Tasks require maintaining context across multiple SQL queries, assessing LLM capability in handling compositional and contextual reasoning.

EHRCon. EHRCon (Kwon et al., 2024) involves assessing clinical note consistency with structured EHR records, focusing on identifying discrepancies. It serves as a verification task requiring precise alignment between unstructured clinical text and corresponding database entries.

MIMIC-Extract. MIMIC-Extract(Wang et al., 2020b) provides structured, preprocessed time-series patient data derived from the MIMIC-III dataset, used in clinical predictive modeling such as mortality risk or intervention prediction, enabling standardized assessments of time-series reasoning capabilities.

N-PowerAI. N-PowerAI (Ruan et al., 2025) evaluates LLM capabilities in performing statistical sample-size and power analyses for clinical trial design. It requires multi-step statistical reasoning and the generation of precise numeric results corresponding to various clinical scenarios.

C.4 TRAIN-TEST SET SPLIT

For datasets that provide predefined training, validation, and test splits, we combine the training and validation subsets into a single unified training set and retain the original test subset exclusively for evaluation. In cases where datasets lack predefined splits, we randomly allocate 50% of the instances to training, assigning the remaining 50% to the test set. For tasks containing more than 1000 samples in both training and test sets, we create a lighter subset through downsampling to support efficient leaderboard-based training and evaluation. Specifically, we leverage task-specific metadata to perform uniform sampling within each fine-grained category, thereby maintaining diversity, ensuring balanced representation, and preserving the original data distribution.

C.5 DATA PRE-PROCESSING DETAILS

C.5.1 STRUCTURED TASKS

For database querying related datasets, including **MIMIC-III**, **eICU**, **TREQS**, and **EHR-SeqSQL**, each task instance is structured into a JSON format comprising: (1) the contextual description and the corresponding natural-language query, (2) the ground-truth SQL query, and (3) the resulting answer from the database execution. Instances yielding null results upon SQL execution, indicating the absence of a valid answer, are excluded from the dataset.

For **EHRCon**, we organize the data into structured databases that link patient records through hospital admission IDs, complemented by a separate database containing associated clinical notes. Each task is formulated as a JSON object consisting of: (1) admission ID, (2) relevant medical terminology, (3) count of detected inconsistencies, and (4) a binary indicator denoting the presence or absence of inconsistencies.

For **MedCalcBench**, each instance initially consists of a patient note, a specific medical calculation query, a ground-truth answer, and a detailed step-by-step solution. To accurately evaluate the coding capabilities of LLM agents without direct guidance, we remove all intermediate calculation hints, presenting only the patient note and the calculation query for model inference.

For **N-PowerAI**, statistical analysis tasks are augmented through attribute substitution. Specifically, each original instance is expanded 100-fold by systematically replacing an attribute with a randomly chosen equivalent from a predefined valid range, preserving the integrity and interpretability of the statistical context. Each augmented instance includes recalculated values for sample size (N) and statistical power, stored systematically within JSON-formatted records.

C.5.2 OPEN-ENDED TASKS

MedAgentBench instances require LLM agents to follow natural-language instructions to perform tasks within a FHIR-compliant interactive medical environment. We retain original instructions,

solutions, and Medical Record Numbers (MRNs). To derive verifiable evaluation signals, we execute the provided ground-truth on the server-side environment to obtain authoritative reference answers.

BioCoder tasks require implementing biostatistics algorithms or addressing scientific programming challenges. Each instance comprises a problem description, context-specific code, test cases, and expected outputs. While evaluation datasets already contain all necessary components, training instances initially lack context-specific code and test cases. To address this gap, we employ the o3-mini model to auto-generate relevant context code and corresponding test cases based on provided ground-truth functions. Generated functions undergo rigorous validation via a code interpreter, retaining only verified, error-free instances. Additionally, we exclusively utilize the Python-based subset of BioCoder, deferring the JavaScript subset for subsequent integration.

BioDSBench instances involve biomedical data analysis tasks derived from real-world datasets. Features are systematically organized into directories by task, with each task’s description and reference Python implementation captured within JSON structures.

For datasets dedicated to predictive model development (*e.g.*, **EHRSHOT** and **MIMIC-Extract**), initial features are provided in pre-processed form but necessitate additional table joining, filtering, and integration to produce final training inputs. While labels accompany these tasks, explicit reference Python implementations are not provided, as evaluation metrics directly measure the accuracy of model predictions on predefined test subsets. Distinct subsets of training, validation, and testing data and labels are explicitly maintained and separately utilized for both training and evaluation phases.

C.6 SAMPLED TRAJECTORY DETAILS

Table 7 details the proportion of action types (section 4.1) in trajectories. Structured tasks predominantly involve data retrieval (over 50%) from databases or resources, complemented by coding and debugging steps. In contrast, open-ended tasks require significant coding and debugging efforts due to diverse question types, often necessitating terminal interactions to install specialized biomedical packages. Although MedAgentGym contains extensive training data and allows repeated sampling, the current trajectory count primarily reflects computational budget constraints. Specifically, Figure 4 (right) demonstrates consistent performance improvements with increasing training data volume, indicating that expanded trajectory sampling through additional computational resources would yield further gains.

Table 7: Trajectory Composition (%).

Actions (→)	request info	terminal	code	debug
MIMIC-III	71.07	0	28.84	0.08
eICU	72.17	0	27.13	0.70
TREQS	64.27	0	35.54	0.19
MedCalc.	0	0	74.91	25.09
Structured	51.88	0	41.61	6.52
MedAgent.	0	0	100	0
BioCoder	0	0.29	96.11	3.60
BioDS.	0	6.30	87.60	6.90
EHRSHOT	0	0.43	59.43	40.14
Open-ended	0	1.76	85.79	12.46
MedAgentGym	32.71	0.14	57.11	10.04

D BASELINE DETAILS

We include additional details of the coding and medical domain-specific LLMs:

- **Qwen2.5-Coder-Instruct** (Hui et al., 2024) is derived from the Qwen2.5 series and further fine-tuned explicitly on large-scale coding datasets and coding-specific instruction sets. This targeted training substantially enhances their capabilities in code generation, debugging, and programmatic reasoning, outperforming general-purpose models of similar scale on coding tasks.
- **medgemma-4b-it** (gemma-3-4b-pt) (Google, 2025) is a medical-domain variant based on gemma architecture and fine-tuned specifically on medical QA and instruction datasets, which provide strong capabilities for medical reasoning and question answering.
- **HuatuoGPT-o1-7B** (Qwen2.5-7B-Instruct) (Chen et al., 2024), built on the Qwen2.5-7B architecture, is extensively fine-tuned in clinical reasoning datasets via PPO with verifier-based rewards to enhance complex reasoning capabilities. Specifically, it incorporates a medical-specific verifier model that guides the generation of complex reasoning trajectories. HuatuoGPT-o1-7B excels in medical reasoning tasks by explicitly generating intermediate reasoning steps that facilitate iterative refinement and introspective evaluation.

- **m1-7B-23K** (Qwen2.5-7B-Instruct) (Huang et al., 2025b) is fine-tuned on approximately 23,000 rigorously curated medical QA examples, significantly enhancing its domain-specific knowledge and reasoning capabilities.
- **MedReason-8B** (Llama-3.1-8B-Instruct) (Wu et al., 2025a) is fine-tuned for medical questions-answering and clinical reasoning tasks. Its training emphasizes the generation of step-by-step rationales, enabling robust performance on medical reasoning and diagnostic tasks.
- **Baichuan-M1-14B-Instruct** (Wang et al., 2025a) is a 14B medical LLM pre-trained from scratch on approximately 20 trillion tokens of medical domain-specific content and high-quality general text. It integrates specialized modeling across over 20 medical specialties with advanced architectural modifications enhancing context understanding and long-sequence reasoning.

E IMPLEMENTATION DETAILS

Evaluation Metrics. Following existing agent benchmarks (Liu et al., 2023), we adopt *success rate* (*SR*) as the primary evaluation metric. For *database*, *data science*, and *bioinformatics* tasks with explicit ground truths, we compare LLM-generated code execution outputs with reference solutions using exact match. For open-ended *ML* tasks in clinical decision support, we measure performance using *accuracy* (*Acc*) across provided test cases. Note that these code generation tasks inherently have infinite solution spaces, unlike traditional classification problems with bounded solution spaces (e.g., even random guessing can yield around 50% accuracy in binary classification). The *overall score* is computed by averaging performance across tasks in test sets of MedAgentGym (leaderboard), providing a comprehensive evaluation of coding-based biomedical reasoning capabilities within MedAgentGym.

Experimental Setup Details. We limit interactions to a maximum of 15 turns per session, providing agents full access to interaction histories and constraining runtime to 120 seconds per session. Input tokens are capped at 32,768, with output limited to 8,192 tokens per round. We use Python 3.10 as the primary language for agent-code execution due to its modular design and suitability for biomedical computations. To enable interactive feedback (section 3.3), we employ a rule-based parser converting LLM outputs to JSON, facilitating seamless code execution, and utilize gpt-4.1-mini to translate execution errors into grounded explanations. We configure all baseline LLMs following established best practices for reproducibility. Specifically, instruction-following LLMs are configured with a temperature of zero, while reasoning models use a temperature of 0.6. For all experiments with Qwen-3 series, we switch to thinking mode for optimal performance under complex reasoning scenarios (e.g., logic, math, and coding).

SFT. For SFT experiments, smaller models (up to 8B parameters) are trained using eight NVIDIA A100 GPUs, whereas the 14B-parameter model is trained on eight NVIDIA H200 GPUs. We utilize the AdamW optimizer (Loshchilov & Hutter, 2017) with a learning rate of $1e-4$. The training batch size is set to 8, and the maximum input token length per batch is configured to 40,000 tokens.

DPO. DPO experiments are conducted using the same hardware configurations as SFT experiments. We employ the AdamW optimizer with a reduced learning rate of $5e-6$. Training utilizes a batch size of 64 and a KL-divergence coefficient (β) of 0.1 to regulate the divergence from the initial policy.

PPO & GRPO. PPO and GRPO experiments are conducted using the same hardware configurations as SFT experiments. All online RL experiments are conducted using VeRL framework (Sheng et al., 2025). We integrate the VeRL package and dependencies inside the Med-Copilot docker image to enable communication between the reward functions and the evaluation module. PPO and GRPO training is performed with a batch size of 128 and a learning rate of 1×10^{-5} . The temperature parameter during model rollout is consistently set to 0.6. Throughout training, the coefficient for the KL divergence regularization term is fixed at $\beta = 1 \times 10^{-3}$.

F ADDITIONAL EXPERIMENTAL RESULTS

F.1 CODE QUALITY AND EFFICIENCY

For a comprehensive evaluation, we further report additional evaluation metrics on code quality and efficiency, including (1) **number of turns** for interaction effectiveness, (2) cyclomatic **complexity**

Table 8: Additional evaluation on code quality and efficiency.

Datasets (→)	MIMIC.	eICU	TREQS	MedCalc.	MedAgent.	BioCoder	BioDS.	EHRSHOT	Avg.
<i>gpt-4.1 (2025-04-14)</i>									
#turns	25.91	26.59	20.65	10.73	17.28	22.08	21.75	8.71	19.21
complexity	0.01	0.06	0.01	4.09	0.23	7.77	0.17	20.97	4.16
maintainability	95.14	95.99	96.62	88.38	91.04	68.20	92.67	56.24	85.54
loc	9.26	9.67	4.17	19.00	18.89	24.82	28.97	144.69	32.43
lloc	5.86	6.33	3.00	15.20	10.79	21.84	16.44	110.51	23.75
<i>gpt-4.1-mini (2025-04-14)</i>									
#turns	19.66	19.90	16.35	9.18	19.20	23.08	16.53	22.60	18.31
complexity	0.02	0.04	0.01	3.51	0.03	7.30	0.26	19.85	3.88
maintainability	95.62	96.06	98.93	87.01	94.43	69.43	92.54	57.77	86.47
loc	16.49	14.47	6.85	23.37	13.08	25.98	28.17	171.69	37.51
lloc	8.05	7.22	3.68	17.58	7.92	20.78	15.40	119.58	25.03
<i>Qwen2.5-7B-Instruct</i>									
#turns	17.23	14.81	12.38	5.98	14.39	25.42	9.31	15.33	14.36
complexity	0.02	0.02	0.01	4.41	0.01	4.78	0.30	11.09	2.58
maintainability	96.54	96.02	98.58	82.65	80.20	81.67	95.66	54.69	85.75
loc	16.81	17.07	8.72	28.54	49.09	20.81	22.00	137.85	37.61
lloc	7.52	8.23	4.38	18.09	25.34	15.46	11.79	90.58	22.67
<i>Med-Copilot (7B)</i>									
#turns	20.74	17.80	14.31	7.86	16.24	28.97	16.80	29.73	19.06
complexity	0.01	0.01	0.01	3.81	0.01	5.08	0.04	18.66	3.45
maintainability	94.58	95.01	98.49	83.76	82.64	81.40	97.68	62.47	87.00
loc	21.58	19.88	12.00	25.42	53.67	24.76	17.16	141.50	39.50
lloc	9.95	9.10	5.73	17.74	26.26	17.82	9.11	95.97	23.96

for code complexity, (3) **maintainability** index for code readability, and (4) **line-of-code (loc)** and (5) **logical line-of-code (lloc)** for code efficiency (Table 8). Comparing different tasks (take gpt-4.1 for example), we observe that machine learning tasks such as EHRSHOT involve significantly higher complexity and longer code. Comparing different models (averaged across datasets), we observe that advanced closed-source models generate more complex and longer code; after training, Med-Copilot produces structurally efficient and more maintainable code compared to backbone models.

F.2 COST ANALYSIS

Table 9: Statistics of input and output tokens per question for API-based commercial LLMs.

Datasets (→)	MIMIC.	eICU	TREQS	MedCalc.	MedAgent.	BioCoder	BioDS.	EHRSHOT	Avg.
<i>Input</i>									
gpt-4o-mini (Hurst et al., 2024)	3430.83	1947.72	1689.71	651.92	9501.86	5166.50	5068.88	5986.20	4180.45
gpt-4o (Hurst et al., 2024)	4399.87	3122.02	1823.31	739.48	8474.81	5133.71	21077.12	3235.71	6000.75
gpt-4.1-mini (OpenAI, 2025a)	1869.37	1691.45	1430.15	834.73	8087.50	2621.79	7369.35	4466.07	3546.30
gpt-4.1 (OpenAI, 2025a)	3730.90	2979.57	1754.18	759.64	7912.81	2728.24	3035.45	2092.14	3124.12
gpt-o4-mini (OpenAI, 2025b)	2005.11	1688.73	1534.84	1306.49	7586.32	2193.82	50768.08	2858.79	8742.77
<i>Output</i>									
gpt-4o-mini (Hurst et al., 2024)	1206.00	714.72	918.45	379.28	4206.73	4170.56	1479.87	10484.53	2945.02
gpt-4o (Hurst et al., 2024)	840.16	852.41	696.61	537.09	2821.00	4144.91	7278.49	9127.14	3287.23
gpt-4.1-mini (OpenAI, 2025a)	952.68	991.78	880.43	1000.06	2892.98	3328.07	1308.73	23276.67	4328.93
gpt-4.1 (OpenAI, 2025a)	771.91	781.86	753.88	787.45	2051.20	2846.58	1627.78	5163.57	1848.03
gpt-o4-mini (OpenAI, 2025b)	1586.65	1392.11	893.76	2407.87	1718.22	3144.74	1952.88	8083.71	2647.49

Table 9 summarizes input and output token statistics for various API-based proprietary LLMs evaluated on datasets within MedAgentGym. Notably, the input and output token lengths per query vary significantly across models and tasks. Among these models, gpt-4.1-mini achieves relatively low average input and moderate output token counts, which implies more efficient token utilization during inference compared to larger variants such as gpt-4o and gpt-o4-mini. Conversely, gpt-o4-mini incurs higher average input costs. Figure 11 presents the API cost per

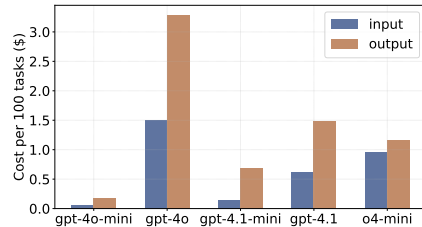


Figure 11: Cost information.

100 tasks. Overall, smaller GPT variants (e.g., gpt-4.1-mini and gpt-4o-mini) offer superior token-efficiency, translating into lower computational and API costs without substantial compromise in performance, demonstrating their effectiveness as cost-efficient solutions for large-scale biomedical reasoning applications.

F.3 STRUCTURED AND OPEN-ENDED TASKS

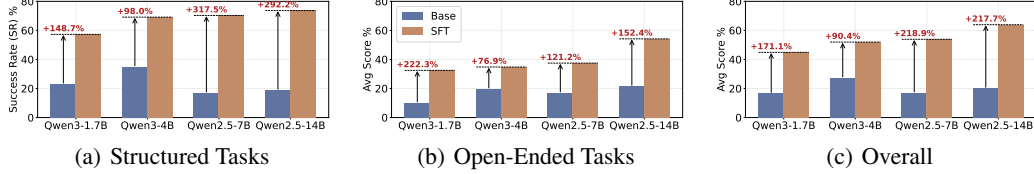


Figure 12: Med-Copilot SFT performance on MedAgentGym across various backbone LLMs.

Figure 12 shows substantial performance gains from SFT across four OSS backbone LLMs of varying sizes. Simple SFT on successful trajectories markedly boosts performance on structured coding tasks, indicating its effectiveness in capturing structured coding patterns. DPO, in contrast, is particularly effective for optimizing performance on open-ended tasks.

F.4 ABLATION STUDY: EFFECT OF PRE-DEFINED TOOLSET

Figure 13 compares the performance of GPT-4-based agents on the MIMIC-III dataset with and without predefined toolsets integrated into our agent scaffold. This illustrates our agent scaffold’s ability to flexibly accommodate external tools. Interestingly, despite providing a set of predefined tools, including functions for database loading, data filtering, value retrieval, arithmetic calculations, date computations, and SQL execution (see additional details of toolset in Shi et al. (2024b)), we observe a surprising decline in agent performance. It suggests that the LLM agent inherently generates more flexible and contextually appropriate code when unencumbered by predefined function constraints, aligning with the observations reported by (Qian et al., 2025; Qiu et al., 2025).

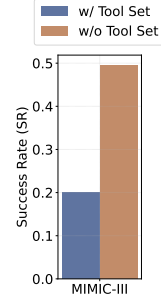


Figure 13: Effect of toolset.

F.5 ABLATION STUDY: EFFECT OF WARM-UP STAGE

Table 10: Effect of SFT stage in two-stage finetuning framework.

Datasets (→) Base (↓) / Metrics (→)	MIMIC-III SR	eICU SR	TREQS SR	MedCalc. SR	MedAgent. SR	BioCoder SR	BioDS. SR	EHRSHOT Acc	Avg. Score	Δ
Qwen2.5-7B-Instruct	13.08	15.57	12.76	25.91	30.36	21.79	10.20	5.42	16.89	–
+DPO w/o SFT	49.59	43.61	46.68	49.20	45.25	30.13	69.39	26.43	45.04	(+28.15)
+DPO	64.13	66.91	72.02	90.06	52.54	34.62	69.39	29.55	59.90	(+43.02)
Qwen2.5-14B-Instruct	17.21	14.07	16.43	27.40	35.59	29.49	16.33	4.45	20.12	–
+DPO w/o SFT	57.49	59.18	70.45	71.32	47.46	42.95	91.84	41.33	60.25	(+40.13)
+DPO	64.54	63.52	76.08	92.45	54.32	43.56	92.96	43.56	66.37	(+46.25)

Table 10 shows the effect of the initial SFT stage during agentic RL finetuning. Although DPO alone slightly underperforms compared to SFT, combining an initial SFT warm-up with subsequent DPO further improves overall results by leveraging their complementary strengths.

F.6 CASE STUDY

To illustrate the practical utility of interactive coding mechanism, we conduct a detailed case study involving a typical bioinformatics coding task in Figure 14. Specifically, the task requires writing a Python function (add_exchange_rxns) that modifies biochemical reaction graphs by integrating exchange reactions. Initially, the LLM agent-generated solution encountered an attribute error, mistakenly invoking a non-existent text_type method on a Graph object. Upon receiving explicit

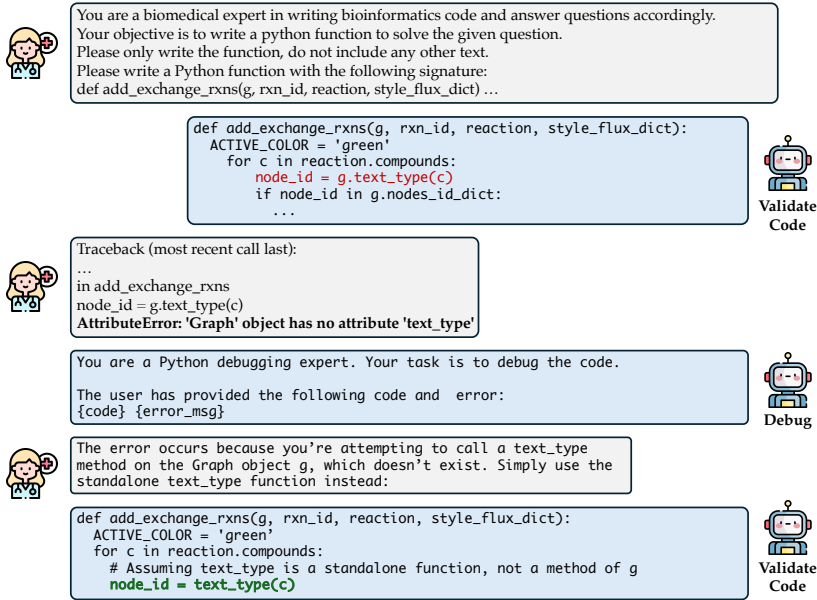


Figure 14: Case study of gpt-4.1-mini on BioCoder.

debugging feedback, the LLM agent effectively identified and corrected the mistake by utilizing the standalone `text_type` function rather than incorrectly calling it as a method of the graph instance. This case highlights the capability of debugging in MedAgentGym environment to provide targeted, actionable debugging feedback, enabling iterative code refinement and significantly enhancing agent-generated solutions for complex biomedical programming tasks.

Case studies with code patterns in Figures 15 to 17 further illustrate how baseline models frequently produce syntactically valid code but incorrect solution in biomedical tasks, from hardcoding biological parameters to misapplying medical formulas, while our fine-tuned models demonstrate accurate implementation of domain-specific constraints and current clinical standards.

F.7 DIFFICULTY ANALYSIS ON EXTERNAL EVALUATION SET

Table 11: Difficulty analysis on external sets for model generalization.

Model	MIMIC-Extract (raw)	MIMIC-Extract (processed)	BixBench
gpt-4.1-mini	5.62	23.47	26.01
gpt-4.1	10.41	28.94	32.09
Qwen-2.5-7B-Instruct	1.34	17.06	18.92
Med-Copilot (7B)	2.14	25.88	28.72
Qwen-2.5-14B-Instruct	4.51	18.52	20.61
Med-Copilot (14B)	2.75	28.66	29.39

MedAgentGym includes four challenging unseen out-of-distribution medical coding tasks as external validation sets in section 5.4. For example, the original MIMIC-Extract task in MedAgentGym intentionally utilizes *raw, unprocessed* data as a *challenging, out-of-distribution* scenario designed specifically to assess model capabilities in feature engineering and data preprocessing. To illustrate the difference clearly, we additionally evaluate a *fully pre-processed* version of MIMIC-Extract. As demonstrated in Table 11, providing structured data significantly improves model performance, highlighting the distinct difficulty posed by raw data.

To further demonstrate the generalization of Med-Copilot, we include an additional evaluation set, BixBench (Mitchener et al., 2025), a bioinformatics coding dataset comprising over 50 real-world scenarios of practical biological data analysis with nearly 300 associated open-answer questions. It is designed to measure the ability of LLM-based agents to explore biological datasets, perform long, multi-step analytical trajectories, and interpret the nuanced results of those analyses. Exceptional

Question: You are a biomedical expert. Write a Python script that constructs a `CNArray` object with chromosomes `['1', 'X', 'Y', '2', 'X', 'Y', '3']`, uses `ploidy=2`, and calls the `absolute_expect` function to compute expected copy numbers for both female and male samples.

Qwen-2.5-14B-Instruct

```
def absolute_expect(cnarr, ploidy, is_sample_female):
    ec = np.full(len(cnarr), float(ploidy))
    x_chrom = cnarr._chr_x_label
    y_chrom = cnarr._chr_y_label
    if is_sample_female:
        # FLAW: Hardcodes female X to 2
        ec[cnarr.chromosome == x_chrom] = 2
        ec[cnarr.chromosome == y_chrom] = 0
    else:
        ec[cnarr.chromosome == x_chrom] = 1
        ec[cnarr.chromosome == y_chrom] = 1
    return ec
```

DPO-14B

```
def absolute_expect(cnarr, ploidy, is_sample_female):
    expected_copies = []
    for chrom in cnarr.chromosome:
        if chrom == cnarr._chr_x_label:
            if is_sample_female:
                # FIX: Uses ploidy for female X
                expected_copies.append(ploidy)
            else:
                expected_copies.append(1)
        elif chrom == cnarr._chr_y_label:
            expected_copies.append(0 if
                is_sample_female else 1)
        else:
            expected_copies.append(ploidy)
    return np.array(expected_copies)
```

The Flaw: The code `expected_copies[cnarr.chromosome == x_chrom] = 2` wrongly assumes females always have two X chromosomes, which only holds for diploid samples ($\text{ploidy} = 2$). In higher-ploidy cases (e.g., tetraploid tumors), females should have more copies (e.g., four).

The Correction: The revised code scales X chromosome copies with overall ploidy: `if is_sample_female: expected_copies.append(ploidy)`. This ensures the expected copy number matches the biological reality in cases like whole-genome duplication.

Figure 15: Domain-specific code generation error in a biomedical task from BioCoder (Tang et al., 2024a). The task requires implementing a Python function to compute chromosome copy numbers based on ploidy. The baseline model (Qwen-2.5-14B-Instruct, left) incorrectly hardcodes the female X chromosome count to 2, failing to account for non-diploid scenarios such as tetraploid tumor cells. Our DPO-trained model (DPO-14B, right) correctly implements dynamic scaling of X chromosome copy numbers proportional to the ploidy parameter, demonstrating improved understanding of domain-specific biological constraints.

performance in BixBench demonstrates the robustness of Med-Copilot and its ability to generalize beyond the specific domain of medical coding to broader scientific analytical tasks.

F.8 HUMAN STUDY

Table 12: Human evaluation on structured and open-ended tasks from MedAgentGym.

Dataset (↓)	# Attempt	# Correct	SR	Total Time (min)	Avg Time (min)
<i>Structured</i>					
MIMIC-III (Johnson et al., 2016; Lee et al., 2022)	10	8	80%	74	7.40
eICU (Pollard et al., 2018; Lee et al., 2022)	8	5	63%	63	7.88
TREQS (Wang et al., 2020a)	10	7	70%	39	3.90
EHR-SeqSQL (Ryu et al., 2024)	10	8	80%	67	6.70
MedCalcBench (Khandekar et al., 2024)	7	5	71%	57	8.14
N-PowerAI (Ruan et al., 2025)	7	6	86%	96	13.7
Structured Task (Total)	52	39	75%	396	7.62
<i>Open-ended</i>					
MedAgentBench (Jiang et al., 2025b)	6	6	100%	89	14.833
EHRCon (Kwon et al., 2024)	6	1	17%	241	40.17
BioDSBench (Wang et al., 2024b)	3	0	0%	195	65.00
BioCoder (Tang et al., 2024a)	8	2	25%	142	17.75
EHRSHOT (Wornow et al., 2023a)	5	–	89%	185	37.00
MIMIC-Extract (Wang et al., 2020b)	3	–	94%	215	71.67
Open-ended Task (Total)	31	–	45%	1067	34.419

To systematically compare coding styles and performance differences between human programmers and automated agents, we conducted a human evaluation involving 83 tasks randomly selected from the test subsets of the 12 datasets included in MedAgentGym. This evaluation set comprises 52 structured and 31 open-ended biomedical coding tasks. The human participants are biomedical engineers and research scientists with over six years of experience in computational biology, relational database querying, HTTP-based interactions, and machine learning development. The human evaluation study

Question: You have a simple metabolic network represented by a ReactionDatabase, which holds a list of reaction IDs and a stoichiometric matrix (mapping each (Compound, reaction_id) to its stoichiometric coefficient). Using the provided function `check_reaction_consistency`, identify any mass-imbalanced reactions by minimizing the L1 norm of the mass residuals, and also compute a valid integer mass assignment (≥ 1) for each compound. Test this on a minimal example where reaction R1 converts compound A to B.

The main task is to write Python function with the following signature:
`def check_reaction_consistency(database, solver, exchange, checked, zeromass, weights)`

DPO-14B

```
1 def check_reaction_consistency(database, solver, exchange=set(), checked=
2 set(), zeromass=set(), weights={}):
3     """Check inconsistent reactions by minimizing mass residuals
4
5     Return a reaction iterable, and compound iterable. The reaction iterable
6     yields reaction ids and mass residuals. The compound iterable yields
7     compound ids and mass assignments.
8
9     Each compound is assigned a mass of at least one, and the masses are
10    balanced using the stoichiometric matrix. In addition, each reaction has a
11    residual mass that is included in the mass balance equations. The L1-norm
12    of the residuals is minimized. Reactions in the checked set are assumed to
13    have been manually checked and therefore have the residual fixed at zero.
14    """
15    prob = solver.create_problem()
16    compound_set = set(c for c, _ in database.matrix.keys())
17    mass_compounds = compound_set.difference(zeromass)
18    m = prob.namespace(mass_compounds, lower=1)
19    z = prob.namespace(database.reactions, lower=0)
20    r = prob.namespace(database.reactions)
21
22    objective = z.expr([reaction_id, weights.get(reaction_id, 1)] for
23                       reaction_id in database.reactions)
24
25    prob.set_objective(objective)
26    rs = r.set(database.reactions)
27    zs = z.set(database.reactions)
28    prob.add_linear_constraints(zs[reaction_id] >= rs[reaction_id] for reaction_id
29                              in database.reactions)
30    prob.add_linear_constraints(rs[reaction_id] >= -zs[reaction_id] for
31                              reaction_id in database.reactions)
32
33    massbalance_lhs = {reaction_id: 0 for reaction_id in database.reactions}
```

MedCopilot-14B (GRPO)

```
1 def check_reaction_consistency(database, solver, exchange=set(), checked=
2 set(), zeromass=set(), weights={}):
3     """Check inconsistent reactions by minimizing mass residuals
4
5     Return a reaction iterable, and compound iterable. The reaction iterable
6     yields reaction ids and mass residuals. The compound iterable yields
7     compound ids and mass assignments.
8
9     Each compound is assigned a mass of at least one, and the masses are
10    balanced using the stoichiometric matrix. In addition, each reaction has a
11    residual mass that is included in the mass balance equations. The L1-norm
12    of the residuals is minimized. Reactions in the checked set are assumed to
13    have been manually checked and therefore have the residual fixed at zero.
14    """
15    prob = solver.create_problem()
16    compound_set = set(c for c, _ in database.matrix.keys())
17    mass_compounds = compound_set.difference(zeromass)
18    m = prob.namespace(mass_compounds, lower=1)
19    z = prob.namespace(database.reactions, lower=0)
20    r = prob.namespace(database.reactions)
21
22    objective = LinearExpr()
23    for reaction_id in database.reactions:
24        objective += z(reaction_id) * weights.get(reaction_id, 1)
25
26    prob.set_objective(objective)
27    rs = r.set(database.reactions)
28    zs = z.set(database.reactions)
29    prob.add_linear_constraints(zs[reaction_id] >= rs[reaction_id] for reaction_id
30                              in database.reactions)
31    prob.add_linear_constraints(rs[reaction_id] >= -zs[reaction_id] for
32                              reaction_id in database.reactions)
33
34    massbalance_lhs = {reaction_id: LinearExpr() for reaction_id in
35                      database.reactions}
```

Invalid Objective Function: The incorrect code attempts to set the optimization objective using a Python list, which is not a valid mathematical expression for the solver. The correct code properly constructs a `LinearExpr` object, which correctly represents the mathematical function to be minimized.

Improper Initialization: The incorrect code initializes the mass balance equations with the integer 0. The correct approach is to initialize them with empty `LinearExpr()` objects, ensuring type consistency and making subsequent mathematical operations clear and bug-free.

Figure 16: Qualitative comparison of code generation for a complex optimization task from BioDS-Bench (Wang et al., 2024b). The task requires implementing a linear program to verify mass conservation in metabolic networks. The baseline model (DPO-14B, left) generates syntactically plausible but semantically incorrect code with two critical errors: (1) defining the optimization objective using a Python list rather than the required `LinearExpr` object, and (2) initializing mass balance equations with integer 0 instead of `LinearExpr()`. In contrast, Med-Copilot-14B (GRPO, right) correctly employs the `LinearExpr` class for both objective function construction and mass balance initialization, producing executable code that accurately models the metabolic constraints.

was conducted under the approval of the Institutional Review Board (IRB). Participants voluntarily contributed to the evaluation and did not receive monetary compensation.

Table 12 summarizes the results of human evaluation study conducted to establish reference performance benchmarks across representative structured and open-ended biomedical reasoning tasks from the MedAgentGym benchmark. Human experts completed selected instances from each dataset, documenting the number of attempts, correctly solved instances, overall SR, total time spent, and average time per task (in minutes). Results indicate that, on average, the human subject required approximately 4.5 times longer to solve open-ended tasks relative to structured tasks, while achieving a 40% lower success rate, reflecting the increased complexity and cognitive load associated with open-ended biomedical reasoning scenarios.

In addition, we also performed a quantitative analysis on 250+ trajectories (randomly sampled over 10% of our trajectory collection in section 5.1) and confirmed that the vast majority of successful solutions followed a logically sound path, with cases of ‘correct answer from flawed code’ being exceptionally rare (<1%).

Question: <Patient Information>

Using the 2021 CKD-EPI Creatinine equation, what is the patient's Glomerular Filtration Rate (GFR) in terms of mL/min/1.73 m²? Answer with a decimal number without unit and with a relative precision of 0.0001.

Qwen-2.5-14B-Instruct

```
def calculate_gfr(creatinine, age, sex):
    # Patient data from the case
    scr = float(creatinine)
    age_val = int(age)
    gfr = 175 * (scr ** -1.154) * (age_val ** -0.203)
    if sex.lower() == 'female':
        gfr = gfr * 0.742
    return gfr
```

MedCopilot-14B

```
def calculate_gfr(creatinine, age, sex):
    scr = float(creatinine)
    k, alpha = 0.0, 0.0
    if sex.lower() == 'female':
        k = 0.7
        alpha = -0.241
    elif sex.lower() == 'male':
        k = 0.9
        alpha = -0.302
    scr_over_k = scr / k
    min_term = (min(scr_over_k, 1.0)) ** alpha
    max_term = (max(scr_over_k, 1.0)) ** -1.200
    age_term = 0.9938 ** age_val
    gfr = 142 * min_term * max_term * age_term
    return gfr
```

Flawed Solution: Incorrectly implements the older and less accurate MDRD (Modification of Diet in Renal Disease) equation. This formula uses a single, continuous calculation.

Correct Solution: Properly implements the required 2021 CKD-EPI (Chronic Kidney Disease Epidemiology Collaboration) equation. This is a more modern and accurate formula that uses complex, conditional logic, changing the calculation based on the patient's sex and whether their serum creatinine level is above or below a specific threshold.

Figure 17: Domain-specific complexity in medical code generation from MedCalcBench (Khandekar et al., 2024). The task requires implementing the 2021 CKD-EPI equation for Glomerular Filtration Rate (GFR) calculation. The baseline model (Qwen-2.5-14B, left) incorrectly generates a flawed implementation of the outdated MDRD formula instead of the requested 2021 standard. In contrast, Med-Copilot-14B (right) accurately implements the complex conditional logic specified in the 2021 CKD-EPI guidelines, demonstrating precise adherence to current medical standards.

G PROMPT DETAILS

G.1 MIMIC-III PROMPTS

We include prompt details for MIMIC-III tasks as follows:

MIMIC-III Prompt - Main

You are a biomedical expert in handling EHR data and answer questions. Your objective is to solve a coding problem with given EHR data, with the goal of finally give a concrete answer to the question. Assume you have knowledge of several tables:

- (1) Tables are linked by identifiers which usually have the suffix 'ID'. For example, SUBJECT_ID refers to a unique patient, HADM_ID refers to a unique admission to the hospital, and ICUSTAY_ID refers to a unique admission to an intensive care unit.
- (2) Charted events such as notes, laboratory tests, and fluid balance are stored in a series of 'events' tables. For example the outputevents table contains all measurements related to output for a given patient, while the labevents table contains laboratory test
- (3) Tables prefixed with 'd_' are dictionary tables and provide definitions for identifiers. For example, every row of chartevents is associated with a single ITEMID which represents the concept measured, but it does not contain the actual name of the measurement. By joining chartevents and d_items on ITEMID, it is possible to identify the concept represented by a given ITEMID.
- (4) For the databases, four of them are used to define and track patient stays: admissions, patients, icustays, and transfers. Another four tables are dictionaries for cross-referencing codes against their respective definitions: d_icd_diagnoses, d_icd_procedures, d_items, and d_labitems.

MIMIC-III Prompt - Table information

For different tables, they contain the following information:

- (1) ADMISSIONS.csv: ROW_ID, SUBJECT_ID, HADM_ID, ADMITTIME, DISCHTIME, ADMISSION_TYPE, ADMISSION_LOCATION, DISCHARGE_LOCATION, INSURANCE, LANGUAGE, MARITAL_STATUS, ETHNICITY, AGE
- (2) CHARTEVENTS.csv: ROW_ID, SUBJECT_ID, HADM_ID, ICUSTAY_ID, ITEMID, CHARTTIME, VALUENUM, VALUEUOM
- (3) COST.csv: ROW_ID, SUBJECT_ID, HADM_ID, EVENT_TYPE, EVENT_ID, CHARGETIME, COST
- (4) D_ICD_DIAGNOSES.csv: ROW_ID, ICD9_CODE, SHORT_TITLE, LONG_TITLE
- (5) D_ICD_PROCEDURES.csv: ROW_ID, ICD9_CODE, SHORT_TITLE, LONG_TITLE
- (6) D_ITEMS.csv: ROW_ID, ITEMID, LABEL, LINKSTO
- (7) D_LABITEMS.csv: ROW_ID, ITEMID, LABEL
- (8) DIAGNOSES_ICD.csv: ROW_ID, SUBJECT_ID, HADM_ID, ICD9_CODE
- (9) ICUSTAYS.csv: ROW_ID, SUBJECT_ID, HADM_ID, ICUSTAY_ID, FIRST_CAREUNIT, LAST_CAREUNIT, FIRST_WARDID, LAST_WARDID, INTIME
- (10) INPUTEVENTS_CV.csv: ROW_ID, SUBJECT_ID, HADM_ID, ICUSTAY_ID, CHARTTIME, ITEMID, AMOUNT
- (11) LABEVENTS.csv: ROW_ID, SUBJECT_ID, HADM_ID, ITEMID, CHARTTIME, VALUENUM, VALUEUOM
- (12) MICROBIOLOGYEVENTS.csv: ROW_ID, SUBJECT_ID, HADM_ID, CHARTTIME, SPEC_TYPE_DESC, ORG_NAME
- (13) OUTPUTEVENTS.csv: ROW_ID, SUBJECT_ID, HADM_ID, ICUSTAY_ID, CHARTTIME, ITEMID, VALUE
- (14) PATIENTS.csv: ROW_ID, SUBJECT_ID, GENDER, DOB, DOD
- (15) PRESCRIPTIONS.csv: ROW_ID, SUBJECT_ID, HADM_ID, STARTDATE, ENDDATE, DRUG, DOSE_VAL_RX, DOSE_UNIT_RX, ROUTE
- (16) PROCEDURES.csv: ROW_ID, SUBJECT_ID, HADM_ID, ICD9_CODE, CHARTTIME
- (17) TRANSFERS.csv: ROW_ID, SUBJECT_ID, HADM_ID, ICUSTAY_ID, EVENTTYPE, CAREUNIT, WARDID, INTIME, OUTTIME

All the tabs are saved in the data directory {}.

G.2 EICU PROMPTS

We include prompt details for eICU tasks as follows:

eICU Prompt – Main

You are a biomedical expert in handling EHR data and answer questions. Your objective is to solve a coding problem with given EHR data, with the goal of finally give a concrete answer to the question.

Assume you have knowledge of several tables:

- (1) Tables are linked by identifiers whose name usually ends 'ID'. For example, PATIENTUNITSTAYID refers to a unique patient, LABID refers to a unique lab test, and ALLERGYID refers to a unique incidence of allergy occurrence.
- (2) Four tables are related to measurements. First, the lab table contains laboratory measurements of chemicals such as chloride or albumin. Secondly, the intake and output (intakeoutput) table records all fluid-related measurements such as administered normal saline (ns) and urination. Thirdly, the microlab table records measurements of culture of microorganisms. Fourth, the vitalperiod table describes the patients' vitals during their stay.
- (3) The remaining tables (allergy, cost, diagnosis, medication, patient and treatment) contain other critical information, and the table names are self-explanatory.

{EHR_tables}

eICU Prompt – Table Information

For different tables, they contain the following information:

- (1) allergy.csv: ALLERGYID, PATIENTUNITSTAYID, DRUGNAME, ALLERGYNAME, ALLERGYTIME
- (2) cost.csv: COSTID, UNIQUEPID, PATIENTHEALTHSYSTEMSTAYID, EVENTTYPE, EVENTID, CHARGETIME, COST
- (3) diagnosis.csv: DIAGNOSISID, PATIENTUNITSTAYID, ICD9CODE, DIAGNOSISNAME, DIAGNOSISTIME
- (4) intakeoutput.csv: INTAKEOUTPUTID, PATIENTUNITSTAYID, CELLPATH, CELLLABEL, CELLVALUENUMERIC, INTAKEOUTPUTTIME
- (5) lab.csv: LABID, PATIENTUNITSTAYID, LABNAME, LABRESULT, LABRESULTTIME
- (6) medication.csv: MEDICATIONID, PATIENTUNITSTAYID, DRUGNAME, DOSAGE, ROUTEADMIN, DRUGSTARTTIME, DRUGSTOPTIME
- (7) microlab.csv: MICROLABID, PATIENTUNITSTAYID, CULTURESITE, ORGANISM, CULTURETAKENTIME
- (8) patient.csv: PATIENTUNITSTAYID, PATIENTHEALTHSYSTEMSTAYID, GENDER, AGE, ETHNICITY, HOSPITALID, WARDID, ADMISSIONHEIGHT, HOSPITALADMITSOURCE, HOSPITALDISCHARGESTATUS, ADMISSIONWEIGHT, DISCHARGEWEIGHT, UNIQUEPID, HOSPITALADMITTIME, UNITADMITTIME, UNITDISCHARGETIME, HOSPITALDISCHARGETIME
- (9) treatment.csv: TREATMENTID, PATIENTUNITSTAYID, TREATMENTNAME, TREATMENTTIME
- (10) vitalperiod.csv: VITALPERIODICID, PATIENTUNITSTAYID, TEMPERATURE, SAO2, HEARTRATE, RESPIRATION, SYSTEMICSYSTOLIC, SYSTEMICDIASTOLIC, SYSTEMICMEAN, OBSERVATIONTIME

All the tables are saved in the data directory {data_directory}.

G.3 MEDCALCBENCH PROMPTS

We include prompt details for MedCalcBench tasks as follows:

MedCalcBench Prompt

You work in a hospital, and a common task in your work is to calculate some biological values of your patients.
 To do this, you need to identify from clinical notes what information is relevant, before using your clinical knowledge to calculate.
 And then write a Python code to calculate the value.
 In the code, please use the variable 'answer' to store the answer of the code.
 In the main function, please print the final answer of the code without any other text.

G.4 TREQS PROMPTS

We include prompt details for TREQS tasks as follows:

TREQS Prompt

You are an biomedical expert in handling EHR data and answer questions accordingly.

Your objective is to solve a coding problem with given EHR data, with the goal of finally give a concrete answer to the question.

Assume you have knowledge of several tables:

- (1) Tables are linked by identifiers which usually have the suffix 'ID'. For example, SUBJECT_ID refers to a unique patient. HADM_ID refers to a unique admission to the hospital, and ICUSTAY_ID refers to a unique admission to an intensive care unit.
- (2) All tables contain SUBJECT_ID (patient identifier) and HADM_ID (hospital admission identifier).
- (3) The table names are self-explanatory.

For different tables, they contain the following information:

- (1) DEMOGRAPHIC.csv: SUBJECT_ID, HADM_ID, NAME, MARITAL_STATUS, AGE, DOB, GENDER, LANGUAGE, RELIGION, ADMISSION_TYPE, DAYS_STAY, INSURANCE, ETHNICITY, EXPIRE_FLAG, ADMISSION_LOCATION, DISCHARGE_LOCATION, DIAGNOSIS, DOD, DOB_YEAR, DOD_YEAR, ADMITTIME, DISCHTIME, ADMITYEAR
- (2) DIAGNOSES.csv: SUBJECT_ID, HADM_ID, ICD9_CODE, SHORT_TITLE, LONG_TITLE
- (3) LAB.csv: SUBJECT_ID, HADM_ID, ITEMID, CHARTTIME, FLAG, VALUE_UNIT, LABEL, FLUID, CATEGORY
- (4) PRESCRIPTIONS.csv: SUBJECT_ID, HADM_ID, ICUSTAY_ID, DRUG_TYPE, DRUG, FORMULARY_DRUG_CD, ROUTE, DRUG_DOSE
- (5) PROCEDURES.csv: SUBJECT_ID, HADM_ID, ICD9_CODE, SHORT_TITLE, LONG_TITLE

All the tabs are saved in the data directory {data_directory}.

G.5 MEDAGENTBENCH PROMPTS

We include prompt details for MedAgentBench tasks as follows:

MedAgentBench Prompt – Part I

You are an expert in using FHIR functions to assist medical professionals.

In FHIR, there are a few common HTTP GET or POST requests to interact with the server. The descriptions of requests are listed here: {fhir_function_description}.

You are given a question and a set of possible functions.

Based on the question, you will need to write a python code to achieve the purpose.

1. Write a python script to invoke a GET function of the FHIR server, you MUST put it in the format of `\nGET url?param_name1=param_value1¶m_name2=param_value2...`
2. Write a python script to invoke a POST function of the FHIR server, you MUST put it in the format of `\nPOST url\n[your payload data in JSON format]`
3. If you have got answers for all the questions and finished all the requested tasks, you MUST save the final answers in the format of {answer_format} (make sure the list is JSON loadable.)

MedAgentBench Prompt – Part II

You SHOULD NOT include any other text in the response.
 Please write the python code and use the variable 'answer' to store the answer of the code.
 Question: {question}\n. The FHIR server base URL is {fhir_api_base}. Do not directly write the GET and POST requests.

MedAgentBench Prompt – Answer Format

```
answer = {"GET": ["60", "S2874099"], "POST": ["http://localhost:8080/fhir/Observation", "payload"]}
The answers to the questions are listed in "GET" instead of the get commands, while the post url and payload are listed in "POST".
```

G.6 BIOCODER PROMPTS

We include prompt details for Biocoder tasks as follows:

Biocoder Prompt

You are an biomedical expert in writing bioinformatics code and answer questions accordingly.
 Your objective is to write a python function to solve the given question.
 Please only write the function, do not include any other text.
 Please write a Python function with the following signature:
 {signature}

G.7 BIODSBENCH PROMPTS

We include prompt details for BioDSBench tasks as follows:

BioDSBench Prompt

You are an biomedical expert in writing bioinformatics code and answer questions accordingly.
 Your objective is to write a python code to solve the given question.
 Please only write the code, do not include any other text.
 All the required data are stored in the directory:
 {dataset_path}

G.8 EHRSHOT PROMPTS

We include prompt details for EHRShot tasks as follows:

BioDSBench Prompt – Main

You are an biomedical expert in writing machine learning code to solve EHR-relevant tasks.

Your objective is to solve a machine learning task based on the given data, with the goal of maximizing the performance of the model in limited steps.

You must use Machine Learning/Deep Learning methods to solve the problem, the score of random guess or without any ML/DL methods will be cancelled finally.

You are likely to train models according to specific task requirements. You have access to a GPU and several CPUs for training DL/ML models. Use CUDA and PyTorch for faster training if needed.

Code requirements:

- Read all data files from data_dir={data_dir}
- Save all the predictions given by the model to a file named 'predictions-{task_name}.csv' in the './cache/ehrshot/{model}/' directory.
- Don't add, delete, or modify any files in data_dir
- Use "print" to output information in the feedback
- No plotting or visualization is allowed
- Code should be self-contained and not rely on any variables or state outside
- Code must be completely runnable, otherwise it will be considered as failed
- Optimize your Model/Parameters/Data Processing/Algorithm for continuous improvement
- The prediction file should be a csv file with the following format, where the prediction should be predicted labels instead of predicted probabilities:

```
patient_id, prediction
115967096, 8192
...
```

{feature_information}

{label_information}

BioDSBench Prompt – Feature Information

The corresponding features are stored in the following directories:

- {feature_directory_train}: training features for the task
- {feature_directory_val}: validation features for the task
- {feature_directory_test}: test features for the task

Each of the feature files is a dictionary, containing the following keys:

- data_matrix: the feature vectors of the visits, where each row is a embedded vector, representing a single visit of a patient
- patient_ids: the identifiers of the patients, where each row is a visit and the corresponding patient id
- labeling_time: the time of the visit, where each row is a visit and the corresponding time

BioDSBench Prompt – Label Information

The corresponding labels are stored in the following directories:
 {label_directory_train}: training labels for the task
 {label_directory_val}: validation labels for the task
 {label_directory_test}: test labels for the task
 Each of the label files contain the following columns:

- patient_id: the identifier of the patient
- value: the label value of the patient on the {task_name} task
- label_type: the type of the label, which can be 'categorical'/'boolean', etc.
- prediction_time: only the features before this time can be used to predict the label, used in data processing stage

G.9 EHR-SeqSQL PROMPTS

We include prompt details for EHR-SeqSQL tasks as follows:

EHR-SeqSQL Prompt – Part I

You are an biomedical expert in handling EHR data and answer questions accordingly.

Your objective is to solve a coding problem with given EHR data, with the goal of finally give a concrete answer to the question.

Assume you have knowledge of several tables:

- (1) Tables are linked by identifiers which usually have the suffix 'ID'. For example, SUBJECT_ID refers to a unique patient, HADM_ID refers to a unique admission to the hospital, and ICUSTAY_ID refers to a unique admission to an intensive care unit.
- (2) Charted events such as notes, laboratory tests, and fluid balance are stored in a series of 'events' tables. For example the outputevents table contains all measurements related to output for a given patient, while the labevents table contains laboratory test results for a patient.
- (3) Tables prefixed with 'd_' are dictionary tables and provide definitions for identifiers. For example, every row of chartevents is associated with a single ITEMID which represents the concept measured, but it does not contain the actual name of the measurement. By joining chartevents and d_items on ITEMID, it is possible to identify the concept represented by a given ITEMID.
- (4) For the databases, four of them are used to define and track patient stays: admissions, patients, icustays, and transfers. Another four tables are dictionaries for cross-referencing codes against their respective definitions: d_icd_diagnoses, d_icd_procedures, d_items, and d_labitems. The remaining tables, including chartevents, cost, inputevents_cv, labevents, microbiologyevents, outputevents, prescriptions, procedures_icd, contain data associated with patient care, such as physiological measurements, caregiver observations, and billing information.

For different tables, they contain the following information:

- (1) ADMISSIONS.csv: ROW_ID, SUBJECT_ID, HADM_ID, ADMITTIME, DISCHTIME, ADMISSION_TYPE, ADMISSION_LOCATION, DISCHARGE_LOCATION, INSURANCE, LANGUAGE, MARITAL_STATUS, ETHNICITY, AGE
- (2) CHARTEVENTS.csv: ROW_ID, SUBJECT_ID, HADM_ID, ICUSTAY_ID, ITEMID, CHARTTIME, VALUENUM, VALUEUOM

EHR-SeqSQL Prompt – Part II

- (3) COST.csv: ROW_ID, SUBJECT_ID, HADM_ID, EVENT_TYPE, EVENT_ID, CHARGETIME, COST
- (4) D_ICD_DIAGNOSES.csv: ROW_ID, ICD9_CODE, SHORT_TITLE, LONG_TITLE
- (5) D_ICD_PROCEDURES.csv: ROW_ID, ICD9_CODE, SHORT_TITLE, LONG_TITLE
- (6) D_ITEMS.csv: ROW_ID, ITEMID, LABEL, LINKSTO
- (7) D_LABITEMS.csv: ROW_ID, ITEMID, LABEL
- (8) DIAGNOSES_ICD.csv: ROW_ID, SUBJECT_ID, HADM_ID, ICD9_CODE, CHARTTIME
- (9) ICUSTAYS.csv: ROW_ID, SUBJECT_ID, HADM_ID, ICUSTAY_ID, FIRST_CAREUNIT, LAST_CAREUNIT, FIRST_WARDID, LAST_WARDID, INTIME, OUTTIME
- (10) INPUTEVENTS_CV.csv: ROW_ID, SUBJECT_ID, HADM_ID, ICUSTAY_ID, CHARTTIME, ITEMID, AMOUNT
- (11) LABEVENTS.csv: ROW_ID, SUBJECT_ID, HADM_ID, ITEMID, CHARTTIME, VALUENUM, VALUEUOM
- (12) MICROBIOLOGYEVENTS.csv: ROW_ID, SUBJECT_ID, HADM_ID, CHARTTIME, SPEC_TYPE_DESC, ORG_NAME
- (13) OUTPUTEVENTS.csv: ROW_ID, SUBJECT_ID, HADM_ID, ICUSTAY_ID, CHARTTIME, ITEMID, VALUE
- (14) PATIENTS.csv: ROW_ID, SUBJECT_ID, GENDER, DOB, DOD
- (15) PRESCRIPTIONS.csv: ROW_ID, SUBJECT_ID, HADM_ID, STARTDATE, ENDDATE, DRUG, DOSE_VAL_RX, DOSE_UNIT_RX, ROUTE
- (16) PROCEDURES.csv: ROW_ID, SUBJECT_ID, HADM_ID, ICD9_CODE, CHARTTIME
- (17) TRANSFERS.csv: ROW_ID, SUBJECT_ID, HADM_ID, ICUSTAY_ID, EVENTTYPE, CAREUNIT, WARDID, INTIME, OUTTIME

All the tables are saved in the data directory {data_directory}.

G.10 EHRCON PROMPTS

We include prompt details for EHRCon tasks as follows:

EHRCon Prompt – Part I

You are an biomedical expert in handling EHR data and answer questions accordingly.

Your objective is to solve a coding problem with given EHR data, with the goal of finally give a concrete answer to the question.

Assume you have knowledge of several tables:

- (1) Tables are linked by identifiers which usually have the suffix 'ID'. For example, SUBJECT_ID refers to a unique patient, HADM_ID refers to a unique admission to the hospital, and ICUSTAY_ID refers to a unique admission to an intensive care unit.
- (2) Charted events such as notes, laboratory tests, and fluid balance are stored in a series of 'events' tables. For example the outputevents table contains all measurements related to output for a given patient, while the labevents table contains laboratory test results for a patient.
- (3) Tables prefixed with 'd_' are dictionary tables and provide definitions for identifiers. For example, every row of chartevents is associated with a single ITEMID which represents the concept measured, but it does not contain the actual name of the measurement. By joining chartevents and d_items on ITEMID, it is possible to identify the concept represented by a given ITEMID.

EHRCon Prompt – Part II

(4) For the databases, four of them are used to define and track patient stays: admissions, patients, icustays, and transfers. Another four tables are dictionaries for cross-referencing codes against their respective definitions: d_icd_diagnoses, d_icd_procedures, d_items, and d_labitems. The remaining tables, including chartevents, cost, inputevents_cv, labevents, microbiologyevents, outputevents, prescriptions, procedures_icd, contain data associated with patient care, such as physiological measurements, caregiver observations, and billing information.

For different tables, they contain the following information:

- (1) ADMISSIONS.csv: ROW_ID, SUBJECT_ID, HADM_ID, ADMITTIME, DISCHTIME, ADMISSION_TYPE, ADMISSION_LOCATION, DISCHARGE_LOCATION, INSURANCE, LANGUAGE, MARITAL_STATUS, ETHNICITY, AGE
- (2) CHARTEVENTS.csv: ROW_ID, SUBJECT_ID, HADM_ID, ICUSTAY_ID, ITEMID, CHARTTIME, VALUENUM, VALUEUOM
- (3) COST.csv: ROW_ID, SUBJECT_ID, HADM_ID, EVENT_TYPE, EVENT_ID, CHARGETIME, COST
- (4) D_ICD_DIAGNOSES.csv: ROW_ID, ICD9_CODE, SHORT_TITLE, LONG_TITLE
- (5) D_ICD_PROCEDURES.csv: ROW_ID, ICD9_CODE, SHORT_TITLE, LONG_TITLE
- (6) D_ITEMS.csv: ROW_ID, ITEMID, LABEL, LINKSTO
- (7) D_LABITEMS.csv: ROW_ID, ITEMID, LABEL
- (8) DIAGNOSES_ICD.csv: ROW_ID, SUBJECT_ID, HADM_ID, ICD9_CODE, CHARTTIME
- (9) ICUSTAYS.csv: ROW_ID, SUBJECT_ID, HADM_ID, ICUSTAY_ID, FIRST_CAREUNIT, LAST_CAREUNIT, FIRST_WARDID, LAST_WARDID, INTIME, OUTTIME
- (10) INPUTEVENTS_CV.csv: ROW_ID, SUBJECT_ID, HADM_ID, ICUSTAY_ID, CHARTTIME, ITEMID, AMOUNT
- (11) LABEVENTS.csv: ROW_ID, SUBJECT_ID, HADM_ID, ITEMID, CHARTTIME, VALUENUM, VALUEUOM
- (12) MICROBIOLOGYEVENTS.csv: ROW_ID, SUBJECT_ID, HADM_ID, CHARTTIME, SPEC_TYPE_DESC, ORG_NAME
- (13) OUTPUTEVENTS.csv: ROW_ID, SUBJECT_ID, HADM_ID, ICUSTAY_ID, CHARTTIME, ITEMID, VALUE
- (14) PATIENTS.csv: ROW_ID, SUBJECT_ID, GENDER, DOB, DOD
- (15) PRESCRIPTIONS.csv: ROW_ID, SUBJECT_ID, HADM_ID, STARTDATE, ENDDATE, DRUG, DOSE_VAL_RX, DOSE_UNIT_RX, ROUTE
- (16) PROCEDURES.csv: ROW_ID, SUBJECT_ID, HADM_ID, ICD9_CODE, CHARTTIME
- (17) TRANSFERS.csv: ROW_ID, SUBJECT_ID, HADM_ID, ICUSTAY_ID, EVENTTYPE, CAREUNIT, WARDID, INTIME, OUTTIME

All the tables are saved in the a .db file at {db_location}.

In addition, you have access to a csv containing the clinical notes with the matching subject ids and hospital admission ids: ROW_ID, SUBJECT_ID, HADM_ID, CHARTDATE, CHARTTIME, STORETIME, CATEGORY, DESCRIPTION, CGID, ISERROR, TEXT, ADMITTIME

This clinical note csv is at {note_csv}.

G.11 MIMIC-EXTRACT PROMPTS

We include prompt details for MIMIC-EXTRACT tasks as follows:

MIMIC-EXTRACT Prompt – PART I

You are an biomedical expert in writing machine learning code to solve EHR-relevant tasks.

Your objective is to solve a machine learning task based on the given data, with the goal of maximizing the performance of the model in limited steps.

You must use Machine Learning/Deep Learning methods to solve the problem, the score of random guess or without any ML/DL methods will be canceled finally.

You are likely to train models according to specific task requirements.

You have access to a GPU and several CPUs for training DL/ML models. Use CUDA and PyTorch for faster training if needed.

Code requirements:

- Read all data files from `data_dir={data_dir}`
- Save all the predictions given by the model to a file named '`predictions-{task_name}.csv`' in the '`./cache/ehrshot/{model}/`' directory.
- Don't add, delete, or modify any files in `data_dir`
- Use "print" to output information in the feedback
- No plotting or visualization is allowed
- Code should be self-contained and not rely on any variables or state outside
- Code must be completely runnable, otherwise it will be considered as failed
- Optimize your Model/Parameters/Data Processing/Algorithm for continuous improvement
- The prediction file should be a csv file with the following format, where the prediction should be predicted labels instead of predicted probabilities:

You have the data splits based on hospital admission ids. You are asked to use longitudinal EHR data within each admission instance to predict a two types of tasks:

- (1) Classification associated with the entire duration of admission: mortality inside hospital, mortality inside ICU, length of stay beyond 3 days, length of stay beyond 7 days. All 4 are binary classification tasks using lab features only.

For the first task, the output csv should have two columns:

`subject_id, prediction`

`9923, 0`

...

- (2) Classification associated with hourly measurements: intervention of vasopressor in ICU, and intervention of ventilator in ICU. Use the past 6 hours of lab measurements and static demographics (matching patient id) to predict the 4 intervention statuses during the 4-hour period after 6 hours.

For the second task, the output csv should have three columns instead:

`subject_id, window_idx, prediction`

`140, 4, 3`

...

The corresponding features are stored in the following directories:

`{feature_directory_train}`: training features for the task

`{feature_directory_val}`: validation features for the task

`{feature_directory_test}`: test features for the task

MIMIC-EXTRACT Prompt – PART II

Each of the feature files is a pickled pandas dataframe:

- subject_id: the unique ID of the subject
- hadm_id: the unique ID of the hospital admission
- icustay_id: the unique ID of the ICU session
- hours_in: the number of hours since hospital admission. Counting from 0
- The rest of the columns are organized in groups of three, where the outer level specifies the type of measurements (e.g. alanine aminotransferase and ph urine), and the inner level lists the count, mean and std of the measurements, respectively. The table has been imputed.

{feature_information}

{label_information}

MIMIC-EXTRACT Prompt – Lab Feature

The corresponding features are stored in the following directories:

{feature_directory_train}: training features for the task

{feature_directory_val}: validation features for the task

{feature_directory_test}: test features for the task

Each of the feature files is a pickled pandas dataframe:

- subject_id: the unique ID of the subject
- hadm_id: the unique ID of the hospital admission
- icustay_id: the unique ID of the ICU session
- hours_in: the number of hours since hospital admission. Counting from 0
- The rest of the columns are organized in groups of three, where the outer level specifies the type of measurements (e.g. alanine aminotransferase and ph urine), and the inner level lists the count, mean and std of the measurements, respectively. The table has been imputed.

MIMIC-EXTRACT Prompt – Static Feature

The corresponding features are stored in the following directories:

{feature_directory_train}: demographic training features for the task

{feature_directory_val}: demographic validation features for the task

{feature_directory_test}: demographic test features for the task

Each of the feature files is a pickled pandas dataframe:

- subject_id: the unique ID of the subject
- hadm_id: the unique ID of the hospital admission
- icustay_id: the unique ID of the ICU session
- intime: the total number of hours in the associated admission
- gender_F and gender_M: one-hot boolean columns for gender
- Age 1.0, Age 2.0, Age 3.0, Age 4.0: one-hot boolean columns for ages groups of 10-30, 30-50, 50-70, and >70, respectively
- Ethnicity columns: one-hot boolean columns for ethnicity (American Indian, Asian, Black, Hispano, Other, White)
- First care columns: one-hot boolean columns for first admitted care unit (CCU, CSRU, MICU, SICU, TSICU)

MIMIC-EXTRACT Prompt – Mor Los Label

The corresponding labels are stored in the following directories:
 {label_directory_train}: training labels for the task
 {label_directory_val}: validation labels for the task
 {label_directory_test}: test labels for the task
 Each of the label csv files contain the following columns:

- subject_id: the unique ID of the subject
- hadm_id: the unique ID of the hospital admission
- mort_icu or mort_hosp or los_3 or los_7: the boolean label for whether the patient died in the ICU, died in hospital, the length of stay exceeding 3 days, and LOS exceeding 7 days, respectively
- label_type: the type of the label, which can be 'categorical'/'boolean', etc.

MIMIC-EXTRACT Prompt – Ventilator Vasopressor Label

The corresponding labels are stored in the following directories:
 {label_directory_train}: training labels for the task
 {label_directory_val}: validation labels for the task
 {label_directory_test}: test labels for the task
 Each of the label csv files contain the following columns:

- subject_id: the unique ID of the subject
- 6_hour_window_id: the 6 hour predicted window counted since the patient is admitted to hospital.
- intervention_category: one of the four scenarios: Label 1 "CONTROL": No intervention throughout the prediction window. Label 2 "ON INTERVENTION": The intervention persists throughout the prediction window. Label 3 "ONSET": Intervention starts within the prediction window. Label 4 "WEAN": Intervention ends within the prediction window.
- label_type: the type of the label, which can be 'categorical'/'boolean', etc.

G.12 N-POWERAI PROMPTS

We include prompt details for NPowerAI tasks as follows:

NPowerAI Prompt

You are a scientist conducting biomedical research and constantly facing statistical problems. Sometimes, you need to find the minimum sample size to achieve a specific power. In other times, you would like to know the statistical power given a population size.