

Signals as a First-Class Citizen When Querying Knowledge Graphs¹

Tobias SCHWARZINGER ^{a,2}, Gernot STEINDL ^a, Thomas FRÜHWIRTH ^a,
Thomas PREINDL ^a, Konrad DIWOLD ^b, Katrin EHRENMÜLLER ^c,
Fajar J. EKAPUTRA ^c,

^a*TU Wien, Vienna, Austria*

^b*Siemens AG Österreich, Vienna, Austria*

^c*Vienna University of Economics and Business, Vienna, Austria*

ORCID ID: Tobias Schwarzinger <https://orcid.org/0009-0003-1433-2049>, Gernot
Steindl <https://orcid.org/0000-0002-9035-9206>, Thomas Frühwirth
<https://orcid.org/0000-0001-8133-4747>, Thomas Preindl
<https://orcid.org/0000-0001-7268-5393>, Konrad Diwold
<https://orcid.org/0000-0002-6265-4064>, Katrin Ehrenmüller
<https://orcid.org/0000-0003-1815-8167>, Fajar J. Ekaputra
<https://orcid.org/0000-0003-4569-2496>

Abstract. Cyber-Physical Systems (CPSs) tightly integrate computation with physical entities, often generating vast amounts of time series data from thousands of sensors. Although knowledge graphs offer a powerful means to contextualize these data, existing approaches to integrating knowledge graphs with time series data lack a concept to model the continuous temporal values inherent in CPSs. This gap can make expressing computations on the sensor data cumbersome. In this work, we propose the integration of knowledge graphs and signals, a proven concept for modeling temporal values. By treating signals as first-class citizens in query languages, we can enable seamless querying over knowledge graphs and signals. While the knowledge graph captures information on the CPS, signals represent its run-time data from sensors. We discuss the implications of such an approach and propose SigSPARQL, an extension to the SPARQL query language, to demonstrate these concepts. Furthermore, we evaluate the feasibility of implementing SigSPARQL with a prototype and demonstrate the applicability of the query language for a monitoring use case within a CPS.

Keywords. Knowledge Graph, Time Series, SPARQL, Semantic Web

1. Introduction

The increase in digitization has led to Cyber-Physical Systems (CPSs) [5], systems that combine computational, communication, and control capabilities with physical compo-

¹This work was conducted within the research project SENSE which was funded by the Austrian Research Promotion Agency FFG (project number 894802).

²Corresponding Author: Tobias Schwarzinger, e-mail: tobias.schwarzinger@tuwien.ac.at.

nents and processes. Such systems usually encompass a multitude of sensors that are necessary for analysis, monitoring, and control [27]. Examples of CPSs can be found in domains such as buildings [1], energy networks [38], and manufacturing [31].

However, fully utilizing sensor data in CPS is challenging. Firstly, data are frequently siloed across various systems. When this occurs, it is essential to have unified data access to effectively combine information from these sources. In addition, even if sensor data access does not pose a problem, some tasks require contextualizing the sensor data. In other words, the tasks require information on the CPS itself, not just the pure sensor data (e.g., which power consumers exist). For both aspects, data access and contextualization, Semantic Web technologies can provide a solution.

Materializing sensor data in a graph introduces additional overhead [36]. Other systems, such as time series databases [23], specialize in storing sensor data and can therefore avoid this overhead. However, such systems often do not provide advanced contextualization capabilities. This has led to Ontology-Based Data Access (OBDA) [32] approaches in CPSs (e.g., [35,6,25]) that provide a virtual knowledge graph on top of specialized data stores using an appropriate mapping. The resulting graph can be queried in conjunction with the context information that is stored in a regular Resource Description Framework (RDF) store [2], thus enabling unified and contextualized data access.

Although OBDA addresses many problems in the context of CPSs, formulating computations on time series data can become cumbersome. After mapping a time series to an RDF graph, the value of a single sensor can be distributed over thousands of elements that represent individual observations. This can lead to an increase in complexity, as queries must reconstruct the concept of a temporal value from the individual observations.

While efforts have been made to integrate knowledge graphs and time series data (e.g., [8]), they do lack a concept that abstracts over individual observations to alleviate this complexity. As a result, users must resort to “workarounds” to express computations such as summing up the temporal values from two sensors. Although some requirements can be met with these workarounds, there is a mismatch between the conceptual nature of the computation and the formulation in a query language. *Signals* [22] is a concept that can abstract over individual observations.

This work proposes to support signals as “first-class citizens” when querying knowledge graphs to overcome the shortcomings of contemporary approaches when formulating computations over time series data. The integration of this concept involves rethinking the semantics of queries and their results to accommodate the temporal dimension of signals. When considering this integration, the following research questions emerge.

RQ1. *What are the core operators necessary for integrating knowledge graph query languages with signals?* To answer this question, we introduce a typical CPS monitoring use case and identify general requirements for working with signals. Based on these requirements, we derive the core operators necessary for such an integration.

RQ2. *What is an appropriate extension of the SPARQL query language that integrates these operators in the context of CPS monitoring?* We investigate this question by proposing an extension to the syntax and semantics of the SPARQL query language [21], incorporating the results from RQ1. We assess the technical feasibility of this extension by implementing a prototype and apply it to the CPS monitoring use case from RQ1.

This work is structured as follows. Section 2 discusses related work, while Section 3 presents a motivating example. Then, Section 4 provides a background on signals, and Section 5 discusses their relationship to time series data. Section 6 presents a list of

requirements to bridge the gap between knowledge graphs and signals and proposes a set of operators that address these requirements. Next, Section 7 applies these concepts to the SPARQL query language. Section 9 applies the proposed SPARQL extension to the motivating example, while Section 8 assesses its feasibility with a prototype. Finally, Section 10 reflects on the proposed approach, while Section 11 concludes this work.

2. Related Work

We have identified four key areas related to our research topics: (i) Querying temporal data in RDF streams, (ii) Querying temporal data with OBDA, (iii) Combining continuous querying and OBDA, and (iv) Integrating graphs with time series data.

Querying temporal data in RDF streams: The main objective of RDF Stream Processing (RSP) is to enable continuous queries on streaming graph data. As this technology has been used for monitoring CPSs (e.g., [19]), it is relevant for this discussion. Research in RSP can be broadly categorized into two main approaches: window-based systems and those inspired by Complex Event Processing (CEP).

On the one hand, window-based approaches (e.g., [9,7,26,16]), focus on querying streaming data by dividing unbounded streams into bounded relations using window operators. Rost et al. [33] introduced a similar approach to property graphs. TEF-SPARQL [18] extends this paradigm by incorporating facts into the query language. Using facts, one can remember assertions beyond a single window.

On the other hand, CEP-inspired RSP systems (e.g., [4,15]) aim to detect patterns in event streams and aggregate them into high-level events. These efforts integrate CEP concepts into continuous query frameworks based on SPARQL. OntoEvent [28] proposes a different approach by formulating CEP queries within an ontology-based knowledge base. Furthermore, PipeFlow [34], proposes embedding the queries in a data flow programming language, while Teymourian et al. [37] embed SPARQL queries in a logic programming environment.

Querying temporal data with OBDA: The emergence of the OBDA paradigm, marked by approaches such as Mastro [13] and Ontop [12], has increased the applicability and adoption of RDF-based methods. This success stems from the concept of a virtual knowledge graph layer built on top of existing databases. Although the initial focus of these approaches has primarily been on relational databases, recent approaches focus on building virtual knowledge graphs for time series data. Steindl et al. [35] demonstrated an approach to integrate time series data from OPC UA, a widely adopted standard in the manufacturing domain. In addition, Chronotext [6] proposes an approach for rewriting SPARQL queries to queries on time series databases. Furthermore, Ontop-temporal [24] extends the querying capabilities by allowing users to evaluate temporal logic formulae over the knowledge graph.

Combining continuous querying and OBDA: While some approaches focus exclusively on continuous querying or OBDA, others aim to integrate both paradigms. Notable are the stream-to-ontology mappings in SPARQL_{Stream} [11], which introduce ontology-based access mechanisms for streaming data. Furthermore, STARQL [25] provides a comprehensive approach that supports both continuous and historical queries within the context of OBDA based on first-order logic.

Approaches integrating graphs with time series data: Recently, the combination of graph and time series data has received increased attention. Bollen et al. [8] present

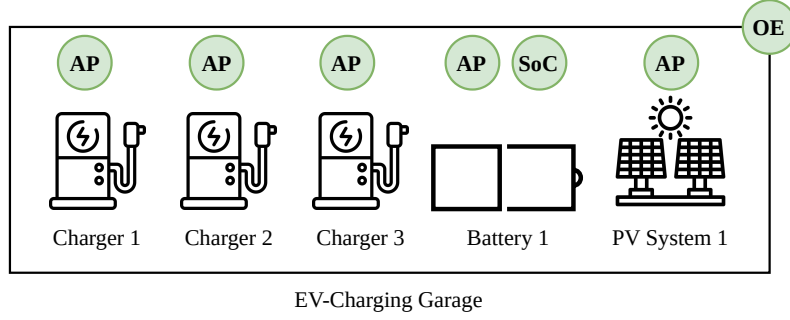


Figure 1. EV charging garage with multiple sensors (circles) at different devices (AP = Active Power, SoC = State of Charge, OE = Operating Envelope Limit)

an approach that extends matching graphs with measurement and time series patterns. The bindings of these patterns can then be used to access the underlying time series. Furthermore, Ammar et al. [3] outline a research roadmap with the goal of creating a hybrid data model for graphs and time series data.

The approach proposed in this work can also be attributed to the latter category. Our approach differentiates itself from the mentioned works by relying on signals [22] to model temporal values and treating time implicitly. Using signals allows us to build on existing work created in the Functional Reactive Programming (FRP) community and tackle problems that arise from using an observation-based approach (see Section 5).

3. A Motivating Example

This section introduces a motivating example of monitoring a CPS that is used throughout this work. Figure 1 shows a conceptual system model of a garage that contains multiple Electric Vehicle (EV) chargers that the building occupants are free to use and a battery to mitigate peaks in overall power consumption. However, the garage is a substantial power consumer in the area. Therefore, without any further restriction, supporting the garage’s peak power demands would require additional power grid infrastructure, resulting in additional costs for the involved parties.

An envisioned approach to circumvent additional infrastructure is to impose an operating envelope, limiting the maximum power the garage can drain from the grid. This limitation places the responsibility of respecting this threshold on the operator of the EV chargers, who may be held liable for any violations. Thus, the garage operator needs to be able to detect envelope violations to present alerts to the responsible employees.

Detecting envelope violations involves two parts: (i) computing the Active Power (AP) of the garage, and (ii) triggering an event once it exceeds the operating envelope. For the first part, the query must consider observations from all entities within a garage (EV chargers, PV systems, and batteries) in the calculation. Because PV systems are energy producers, the query must invert these sensor readings as they indicate production instead of consumption. For the latter part, the query must compare the resulting AP with the current operating envelope and emit an event for every envelope violation.

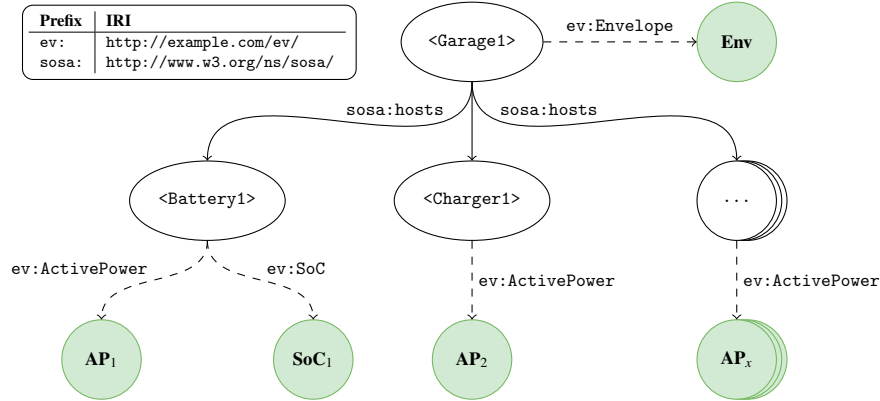


Figure 2. Modeling the Garage with the extended data model from Section 7.1. Green nodes represent the signals while the dashed lines represent a mapping from graph nodes and signal properties to the actual signals.

Figure 2 depicts a conceptual model of the charging garage expressed in an extended data model proposed. The data model is based on RDF. In addition to a regular RDF graph (white ovals and solid lines), the extended data model introduces *signals* (green circles and dashed lines). For now, it suffices to know that the signals can model temporal values and that the dashed connections can associate multiple signals with a single node in the graph. These definitions will be detailed in Section 7.1.

In this example, the <Battery1> has two signals. **AP₁** models the active power, while **SoC₁** models the battery’s State of Charge (SoC). In addition to the battery, other devices within the garage have an active power signal (e.g., <Charger1>). Lastly, the garage itself has a signal that models the operating envelope. As there is no active power signal at the garage level, we must compute this signal based on the active power of the contained entities (e.g., chargers). Note that the set of contained devices is not known at design-time and must be extracted by querying the knowledge graph. A query that implements this requirement will be presented in Section 9.

4. Functional Reactive Programming

This section discusses how signals can be formally defined based on existing work in the area of Functional Reactive Programming (FRP), such as Fran [17] and Yampa [22]. The central concept in Yampa is the notion of a *signal* – a value that evolves over time.

Assume that the expression `SineWave()` in Listing 1 creates a signal representing a sine wave. Note that the value of a *implicitly* depends on time. Therefore, evaluating `a` at two different time points may yield different results. As `a` is a signal, the expression `b = a * 2` denotes that `b` is twice the value of `a` at *any given time point*. This is different from denoting that `b` is twice the current value of `a` in imperative programming languages. In FRP, if `a` changes its value, the value of `b` automatically reflects this change, allowing `b` and `c` to become scaled sine waves. The concept of a signal is very flexible and allows us to model sensor values over time.

```

1 a = SineWave()
2 b = a * 2      # a sine wave with bigger amplitude

```

Table 1. Description of FRP data types and functions.

#	Concept	Definition	Example
1	Signal	A function from \mathbb{T} to \mathbb{D}	Active Power over time
2	Signal Function	A function working with signals	Sum of signals
3	Event	An event is either present or not	$\text{NoViolation} \mid \text{Violation}(e)$
4	Event Stream	A signal of events	Stream of threshold violations
5	$\text{Lift}_0(c)$	Lifts a constant c to a constant signal	Constant -1 to invert producer AP
6	$\text{Lift}(f)$	Lifts a function f to a signal function	Equation 1

```
3 c = a * 0.5 # a sine wave with smaller amplitude
```

Listing 1: An example of working with signals in a simplified language.

Table 1 contains descriptions of relevant FRP concepts and relates these concepts to the motivating example. Formally, a signal (line 1) is a partial function of a time domain \mathbb{T} to a value domain \mathbb{D} . The value of a signal ψ at a time point $\tau \in \mathbb{T}$ is denoted by $at(\psi, \tau)$. We refer to any function that has signals as input or output as *signal function*³ (line 2). Discrete events can be modeled as a sum type that indicates whether an event is present or not (line 3). The variant of this type representing a present event can carry additional data (e.g., event timestamp). An event stream denotes a signal of events (line 4). Lastly, the lift functions allow for lifting scalar values to signals (line 5) and regular functions to signal functions by point-wise application (line 6). Equation 1 demonstrates how a lifted $+$ [†] operator can be defined using the regular $+$ operator.

$$at(a +^{\dagger} b, \tau) = at(a, \tau) + at(b, \tau) \quad (1)$$

5. Modeling Time Series Data as Signals

This section discusses problems with observation-based data models and how signals can be used to address these problems. A time series is usually defined as a sequence of observations (τ, d) , $\tau \in \mathbb{T}$, $d \in \mathbb{D}$ with monotonically increasing time stamps. Although the concept of a time series allows the bundling of all observations of a single sensor, relying on its observation-based nature can cause problems.

The first problem arises when combining asynchronous time series, i.e., the observations have different timestamps. This problem is illustrated in Figure 3 which shows three possibilities to model values between observations: linear interpolation (a), last observation (b), and no value (c). All three graphs contain the same observations, summing up their power consumption based on different models for missing data. The resulting power consumption can vary greatly. For example, the addition yields a piecewise linear function in graph (a), while the addition yields no results in graph (c).

The second problem arises once we consider computations like integration. These computations require modeling the missing values to obtain meaningful results; other-

³This is a more lenient usage than the original definition [22], which restricts signal functions to achieve favorable computational properties. In this work, the objective is to differentiate between regular and signal functions.

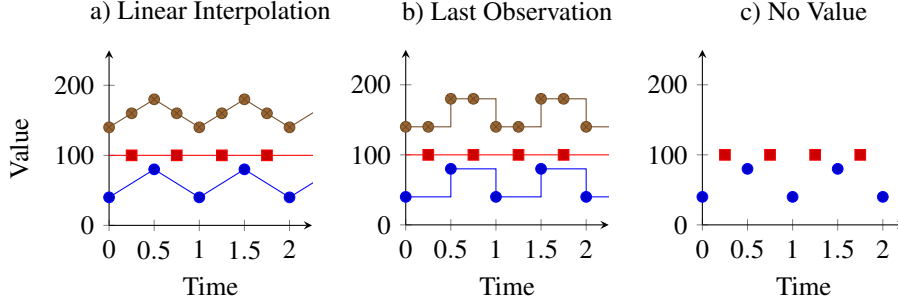


Figure 3. Two time series (red and blue), and their sum (brown) based on different models for values between observations.

wise the integral will always be zero since the observations are instantaneous. Assume that the function $f(\tau)$ models the result of the sum (brown) in Figure 3 over time τ , the integral $\int_0^{0.5} f(\tau) d\tau$ evaluates to 80 (a), 70 (b) and 0 (c), exhibiting different results for each strategy for modeling values between observations.

From an FRP position, a time series can be modeled as an event stream from \mathbb{T} to \mathbb{D} . This event stream does not assume any value if no observation is present (c). However, based on this event stream, another signal can be created by applying a signal function that can model the values between observations in the event stream. For example, modeling missing values using the last known observation by “holding” the last observation (b) can be expressed using the `hold` function from [22]. This ability is a powerful tool that allows us to address both of these problems.

6. A Language-Agnostic Framework

This section introduces a framework of three operators that can be embedded into a knowledge graph query language to support bridging between knowledge graphs and signals. We first present some requirements and explain their importance. Then we formally define the operators that fulfill these requirements. The requirements presented are based on an analysis of the motivating example. The requirements only address the *conceptual core* of such a query language, not particular computational requirements such as computing the mean of a signal.

- **R1 Creating Signals based on Knowledge Graph Elements:** The most essential requirement is that a query language can create signals from knowledge graph elements. In the motivating example, this concerns accessing the AP of every device in the garage and accessing the operating envelope of a garage.
- **R2 Applying Signal Functions:** Solely accessing signals does not address many problems when monitoring CPSs, as the query must execute further calculations on the sensor data. In the motivating example, this requirement concerns computing the total active power of a garage and comparing it to the operating envelope.
- **R3 Lifting Values to Signals:** In many cases, knowledge graph elements or calculated values must be promoted to constant signals, so that they can be used in signal functions. In the motivating example, we must compute a factor that can invert

the AP for power producers. This factor must be promoted to a constant signal so that the lifted multiplication operator can be applied.

Based on these requirements, we introduce a set of operators that form a language-agnostic framework to integrate signals with knowledge graph query languages. If possible, operators from FRP are applied to satisfy the requirements. We use brackets to denote lists.

- **Signal.** The $Signal(\vec{e})$ operator constructs a signal based on a non-empty list \vec{e} . For example, $Signal([charger1, ActivePower])$ evaluates to the *ActivePower* signal of *charger1*. Language-specific implementations of this operator should restrict the elements of \vec{e} to elements of the graph data model. For example, Section 7 restricts the elements to IRIs. This is a knowledge graph-specific operator and has no directly corresponding function in FRP. This operator addresses **R1**.
- **Apply Signal Function.** The $ApplySF(f, \vec{a})$ operator applies an n -ary signal function f to a list of signal arguments \vec{a} of length n . The resulting signal is $f(\vec{a})$. This operator can be used for computations on signals. This is equivalent to applying a function to the existing signals in FRP. This operator addresses **R2**.
- **Lift Value.** The $LiftVal(v)$ operator lifts a value v to a constant signal. This makes it straightforward to pass elements from the knowledge graph to signal functions. This is equivalent to the $Lift_0$ function in Section 4. This operator addresses **R3**.

The list above forms the core operators to bridge the gap between knowledge graphs and signals (*Signal*, *LiftVal*) and to lay the foundation for computations (*ApplySF*). While the former allows us to obtain signals from the knowledge graph, the latter allows us to make arbitrary computations on the resulting signals, assuming an expressive set of signal functions. As these two aspects form a conceptual framework for integrating knowledge graph query languages with signals, this operator set answers **RQ1**.

7. SigSPARQL: Extending SPARQL with Signals

This section discusses the implications of integrating signals as first-class citizens into an existing knowledge graph query language. For this purpose, we propose *SigSPARQL*, an extension of the SPARQL 1.1 query language with the operators proposed in Section 6. In the remainder of the text, if not mentioned otherwise, we will use the term SPARQL to refer to the SPARQL query language in particular. This section assumes some familiarity with SPARQL and its algebra as defined in the W3C recommendation [21].

Listing 2 provides an example. The query lists all garages with their EV chargers. The `?ap` variable is bound to a signal that models the `ev:ActivePower` of the elements bound to `?charger`. Binding a variable to a signal models the temporal dimension of the value within a solution. The remaining section will detail the mentioned concepts. This example is intended to support the reader by foreshadowing the definitions.

```

1 SELECT ?garage ?charger ?ap
2 SIGNALS {
3   ev:ActivePower FROM ?charger AS ?ap
4 }
5 WHERE {
6   ?garage a ev:Garage ;

```


April 2022

```
7   sosa:hosts ?charger .  
8   ?charger a ev:Charger .  
9 }
```

Listing 2: SigSPARQL query for retrieving all garages, their contained chargers, and the AP of these chargers. The variables `?garage` and `?charger` are bound to RDF terms, while `?ap` is bound to signals.

7.1. Data Model

Before discussing the syntax and semantics of the language, this section formally defines the data model used for evaluating SigSPARQL queries. Recall Figure 2 that shows an RDF graph for modeling the EV charging garage and its relations to signals. We restrict ourselves to handling RDF signals as defined in Definition 7.1. Evaluating an RDF signal at a given time point will result in an RDF term.

Definition 7.1. An RDF signal ψ is a (possibly partial) function of the form $\mathbb{T} \rightarrow \mathbb{RDF}$ where \mathbb{T} is a time domain and \mathbb{RDF} is the set of RDF terms.

In addition to a standard RDF dataset, the proposed data model contains a set of signals and an annotation function. While signals model the temporal values in the system, the annotation function associates said signals to elements of the knowledge graph, as depicted in Figure 2. We refer to this triple as *signal-annotated RDF dataset*, as defined in Definition 7.2.

Definition 7.2. A Signal-Annotated RDF Dataset (SARD) is a triple $\langle D, S, \varphi \rangle$ where D is a regular RDF dataset, S is a set of RDF signals and φ is a partial function $\mathbb{IRI} \times \mathbb{IRI} \rightarrow S$, where \mathbb{IRI} denotes the set of IRIs.

The signal annotation function φ has two \mathbb{IRI} arguments. This is necessary because a single IRI can be attributed with multiple signals. We refer to the first argument of φ as *signal source* and the second IRI as *signal property*. In our example, `<Battery1>` is a signal source while `ev:ActivePower` and `ev:SoC` are signal properties.

7.2. Syntax

SigSPARQL is designed as a superset of SPARQL and adds two clauses: `SIGNALS` and `WHEN`. All grammar rules from the regular SPARQL specification [21] exist in the grammar of the extension and remain unchanged. We define the syntax of the additional elements with grammar rules in Extended Backus–Naur Form (EBNF).

7.2.1. SIGNALS Clause

Listing 3 depicts the grammar for the `SIGNALS` clause. It consists of a list of signal declarations, each referencing a signal property and a signal source. The order of the arguments is reversed from the signal annotation function to improve readability. Finally, each signal declaration contains a variable that binds the resulting signal.

April 2022

```
1 SignalClause ::= "SIGNALS" "{" SignalDeclaration* "}"
2 SignalDeclaration ::= Iri "FROM" Var "AS" Var
```

Listing 3: Syntax of the SIGNALS clause.

7.2.2. WHEN Clause

Listing 4 depicts the grammar for the WHEN clause. This clause is an expression that evaluates to a Boolean signal. If the result of the expression is not boolean, an error is raised. We refer to this expression as *predicate*. The expression defines the conditions that trigger the substitution of the graph template when running a continuous CONSTRUCT query (see Section 7.3). The time of these substitutions can be bound to a variable so that it is available in the CONSTRUCT template as a variable.

```
1 WhenClause ::= "WHEN" "{" Expression BecomesTrue? "}"
2 BecomesTrue ::= "BECOMES" "TRUE" ("AT" Var)?
```

Listing 4: Syntax of the WHEN clause.

The SIGNALS clause can only be used in the context of primary SELECT and CONSTRUCT queries, whereas the WHEN clause can only be used in CONSTRUCT queries. Therefore, the syntax of ASK and DESCRIBE queries is equivalent to regular SPARQL. A complete grammar of SigSPARQL can be found in the prototype discussed in Section 8.

7.3. Semantics

This section describes the semantics of the proposed extension for *static* knowledge bases. The central idea of the proposed extension is to allow solutions to bind variables to either an RDF term or an RDF signal. For example, in Listing 2, the variable `?charger` binds to the IRIs that identify EV chargers, while the variable `?ap` binds to a signal that models their active power consumption over time. The semantics of the query language is based on two pillars: the regular SPARQL algebra and FRP. As the RDF dataset within the SARD is used to evaluate regular SPARQL constructs, SigSPARQL does not alter the semantics of, for example, graph pattern matching and filtering solution sequences.

7.3.1. Temporal Solution Sequences

Based on the idea of binding variables to signals, we introduce *Temporal Solution Sequences (TSSs)* – the result of running a SELECT query with a SIGNALS clause. In a TSS, solutions bind variables to an RDF term or an RDF signal. A TSS can be evaluated at time point τ , by evaluating $at(\psi, \tau)$ for all bound signals ψ . The resulting solution sequence does not contain any signals, as the evaluation of RDF signals results in RDF terms. If ψ is not defined for τ , the variable remains unbound.

Figure 4 illustrates the concept of TSSs based on computing the active power of a garage in the motivating example. The graph in the upper left corner shows the temporal evolution of the AP signals for three garages. The markers on the lines of the figure denote the data points of the underlying signal and are shown for illustration purposes. The `?garage` variable is directly bound to an RDF term. In contrast, all solutions bind the `?totalAp` variable to the signal that represents the computations of the query.

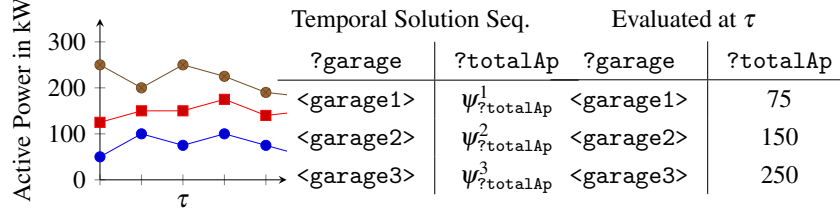


Figure 4. Illustrates a TSS that compute the active power for three garages: <garage1> (blue), <garage2> (red), <garage3> (brown). The graph shows the temporal evolution of the resulting signals, the center table depicts the TSS with bound signals, and the right table shows the result of evaluating the TSS at τ .

7.3.2. SIGNALS and WHEN Clause

This is the only means for users to directly create a signal from the RDF dataset. All signal declarations result in the algebraic expression $Signal(s, p)$, where s is the signal source, p is the signal property, and $Signal$ is a new SPARQL algebra expression for the operator from Section 6. For example, $Signal(?garage, ev:ActivePower)$ obtains the active power signal of the term bound to $?charger$. The evaluation will result in an error if the signal source is unbound, s is not in \mathbb{IRI} , or $Signal(s, p)$ is undefined. The $Signal$ expression is embedded in a *Extend* algebra operator⁴ with the corresponding $Signal$ expression and variable name. These *Extend* operators are inserted right before or immediately after the grouping of solution sequences, depending on whether the entity of the signal is a group condition.

For example, in the motivating example, we may want to sum up all active power sensors in the garage and compare it to the current operating envelope of the garage. This requires grouping the solution sequence by adding a group condition (e.g., `GROUP BY ?garage`). In this scenario, the *Extend* operator that uses the AP sensors (not a grouping condition) is inserted before the grouping, while the *Extend* operator that uses $?garage$ is inserted after the grouping. Note that none of these variables are within the scope of the `GROUP BY` and `HAVING` clauses, even if they are inserted before the grouping.

In addition to the `SIGNALS` clause, a `WHEN` clause can be integrated into the SPARQL algebra by creating an *Extend* operator that wraps the entire query. This *Extend* therefore runs at the end of the query evaluation process and applies the `WHEN` clause's predicate to every solution. Based on the resulting signal, an event stream is created that contains an event when the predicate signal changes from false to true (positive edge). The payload of the events is a regular SPARQL solution that is obtained by evaluating the TSS at the positive edge. If there is a `BECOMES TRUE AT` statement in the `WHEN` clause, an additional binding with time information is added to the solution. We will use the term *trigger event* to refer to the resulting events. See the discussion on the `predicate` function in Fran [17] for a detailed discussion of this concept.

7.3.3. Signal Computations

In order to facilitate computations over signals, the SPARQL algebra was further extended with expressions that represent the *LiftVal* and *ApplySF* operators from Sec-

⁴*Extend* evaluates an expression and binds the result to a variable in the solution. It is used to realize the `BIND(<expr> AS ?var)` construct in regular SPARQL.

tion 6. The proposed extension contains two versions of existing SPARQL functions and operators: one defined for RDF terms and a lifted one defined for RDF signals. The regular SPARQL functions and operators are lifted via point-wise application, as shown in Section 4. The evaluation of the lifted version f is defined via $ApplySF(f, \vec{a})$. Query engines must automatically use the lifted SPARQL functions and operators if any of their arguments refer to a signal. As the only way to introduce signals is the SIGNALS clause, query engines can infer the necessary information by looking at the signal declarations and tracking the usage of the variables.

Whenever a lifted SPARQL operator or function is used, a query engine must insert *LiftVal* expressions for non-signal arguments. This ensures that, for a given function or operator, all arguments are either RDF terms or RDF signals. The *Extend* operators are inserted according to the regular SPARQL behavior.

7.3.4. An Example of Evaluating an Expression

Assume that a query contains the expression $?ap * ?sign$ where $?ap$ is a signal that refers to the `ev:ActivePower` of a $?device$ and $?sign$ refers to an RDF term that indicates whether the AP must be inverted (PV systems). Furthermore, assume that the result of the expression is bound to the `?real_ap` variable. As one subexpression of $?ap * ?sign$ is a signal, the lifted version of $*$ is used. Then, since $?sign$ is a regular RDF term, the $?sign$ variable is wrapped in a *LiftVal* expression to ensure that all arguments are signals. Listing 5 depicts the nested *Extend* operators for evaluating the expression.

```

1 # [...] Outer Query
2 Extend:
3   variable: ?real_ap
4   expression: ApplySF(*, ?ap, ?sign)
5   Extend:
6     variable: ?sign
7     expression: LiftVal(?temp_sign) # ?temp_sign is 1 or -1
8     Extend:
9       variable: ?ap
10      expression: Signal(?device, ev:ActivePower)
11      # [...] Inner Query (e.g., Pattern Matching)

```

Listing 5: Representation of $?ap * ?sign$ in the extended SPARQL algebra, where $?ap$ is a signal that refers to the `ev:ActivePower` of $?device$ and $?sign$ is a lifted value.

7.3.5. Query Forms

SigSPARQL queries that have a SIGNALS clause enable continuous queries. The result of a continuous SELECT query is a temporal result set equal to the TSS of the outermost algebra operator of the query. This result set also includes bindings to the same signals. As the signals model temporal values, users can evaluate the signals in the result set at different time points analogously to evaluating a TSSs. The result of a continuous CONSTRUCT query is a continuously growing RDF graph, as a single solution can cause multiple trigger events. The result of a CONSTRUCT query is the set union of all triples by substituting the template with the solution variables in the trigger events.

In regular SPARQL, blank nodes in the template are scoped to every solution [21]. In continuous CONSTRUCT queries, blank nodes in the template are scoped to each trig-

ger event. Therefore, blank nodes are scoped to each template substitution, similarly as in regular SPARQL with a solution-based substitution. This allows users, for example, to use blank nodes to describe operating envelope violations. As each violation has a distinct trigger event, the resulting blank nodes will be distinct due to the scoping rules.

8. Feasibility Evaluation

We have implemented the proposed SPARQL extension in a prototype⁵ based on Oxigraph [30] to demonstrate its technical feasibility. The implementation uses discrete time and models the data between observations using the “last observation” strategy. The evaluation of continuous queries is done in two steps.

Firstly, the query evaluator constructs a description of how to compute the bound signals. For example, encoding the expression *Signal*(*<Charger1>*, *ev:ActivePower*) in the result set, the system encodes the intention that the signal property *ev:ActivePower* should be obtained from *<Charger1>*. These expressions do not refer to variables but to concrete IRIs. This step stores the information needed to retrieve the bound signals.

Then, this result can be registered in a continuous query engine that handles the processing of time series data by continuously updating the signals in the result set with arriving values. After a query has been registered, the temporal result set for SELECT queries can be evaluated at different time points, while the graph result of CONSTRUCT queries is automatically updated for every detected trigger event. The implementation contains a test suite with multiple queries in the context of the motivating example.

9. Proof of Concept

In this section, we demonstrate that the proposed query language, and thus the underlying language-agnostic framework, can be used to address the motivating example. Recall that we want to construct a query that continuously computes the active power consumption for each garage and detects once their power consumption exceeds their operating envelope. Listing 6 depicts such a query. We discuss the query in the order of execution in the extended SPARQL algebra. The WHERE clause (lines 15-19) is used to discover the garages and their contained devices. For every device, the query evaluates whether the device is a photovoltaic system and binds 1 or −1 to *?sign* (line 18).

```

1  CONSTRUCT {
2    ?garage ev:hasEnvelopeViolation [
3      ev:description "Envelope Violated!" ;
4      ev:startTime ?event_time
5    ]
6  }
7  WHEN {
8    SUM(?ap * ?sign) > ?env
9    BECOMES TRUE AT ?event_time
10 }
11 SIGNALS {
12   ev:ActivePower FROM ?device AS ?ap

```

⁵<https://doi.org/10.5281/zenodo.15260651>

April 2022

```
13   ev:Envelope FROM ?garage AS ?env
14 }
15 WHERE {
16   ?garage a ev:Garage ; sosa:hosts ?device .
17   ?device a ?ap_device_type .
18   BIND(IF(?ap_device_type = ev:PVSystem, -1, 1) AS ?sign)
19 }
20 GROUP BY ?garage
```

Listing 6: Query to detect events that indicate that a garage exceeded the maximum allowed amount of power consumption. Prefix declaration omitted for brevity.

The query then obtains the `ev:ActivePower` signal for each `?device` and binds the resulting signal to the `?ap` variable (line 12). Then, all solutions (including the active power signals) are grouped according to the garage that contains them (line 20). After grouping, the signal that describes the `ev:Envelope` of the `?garage` is bound to the `?env` variable (line 12). The condition for firing trigger events is determined by the `WHEN` clause (lines 7-10), while the `CONSTRUCT` clause (lines 1-6) defines the triple template. When this query is continuously evaluated, the result is a continuously growing RDF graph that describes all envelope violations. Note that due to the scoping rules for blank nodes in the `CONSTRUCT` clause, each violation (trigger event) becomes a distinct node in the graph. In combination with Section 8, we have provided an answer to **RQ2** by demonstrating that it is feasible to implement the proposed SPARQL extension and that it can address a typical CPS monitoring use case.

10. Discussion

The ability to use knowledge graphs to define continuous queries via signals has potential in monitoring CPS. This is because often two CPSs are slightly different from each other, even though they are in the same domain. For example, in the motivating example, an operator may own hundreds of garages. Although they will adhere to the same rules, many garages will be different (e.g., number of chargers). The proposed approach allows operators to formulate a single query that can be applied to all of their charging garages.

Unfortunately, supporting all possible types of signals can quickly become complex to implement. For example, when supporting “linear interpolation” as a way to model the values between observations, operations can become more complex. Then, checking inequalities such as $x \geq 0$ in a `WHEN` clause must also consider these semantics and pinpoint the exact time point where x crosses zero. One way to circumvent this problem is to only support a restricted set of signals that allow for an efficient query evaluation (like “last observation” in our prototype). In addition, given a function to sample signals, users can fall back to observation-based approaches when needed. Furthermore, one can build on work from the FRP community to address the increased complexity and some formalisms for monitoring CPSs already assume piecewise linear functions (e.g., [29]).

In addition, the proposed extension is not expressive enough to specify computations, such as “the average of this signal in the last 10 minutes.” This limited expressiveness is solely due to the fact that this work does not propose new signal functions beyond the point-wise SPARQL built-ins. Hallé [20] argued that a language for event processing should only provide “syntactic glue” to combine different event processing languages.

The reason for this is that it is not possible to define a single specification language that ergonomically addresses all the requirements of all possible use cases in all possible domains. This is also true for monitoring CPS, as one can deduce from the variety of (vastly different) approaches from the runtime verification community (e.g., [29,10,14]) without even considering approaches from other communities (e.g., CEP). Although this work does not present a system that enables multiple event detection methods, by relying on signals that can model continuous and discrete temporal values, we propose an approach that can become such an envisioned glue language.

Finally, this work does not include a performance analysis of the prototype, as the focus is on the query language itself, and performance can be significantly influenced by the maturity of the implementation (i.e., degree of optimization). Future research is necessary to explore optimized implementations of the proposed approach. Especially, when considering the support of event detection methods for monitoring CPS that already assume piecewise linear functions, we see no reason why the proposed approach cannot achieve competitive performance.

11. Conclusion & Future Work

In this work, we discuss why signals are an appropriate concept for formulating computations based on time series data in knowledge graph query languages and, in particular, SPARQL. We have identified three core operators that facilitate the integration between knowledge graphs and signals and propose SigSPARQL, a SPARQL extension that incorporates the identified operators and adapts the semantics of SELECT and CONSTRUCT queries to support continuously running queries. We demonstrated the technical feasibility of our approach by implementing a prototype and applying it to a monitoring use case within a CPS that is part of an ongoing research project.

Future work includes extending the proposed semantics to temporal knowledge graphs and extending the language to support multiple event detection methods, such as efforts from the runtime verification and CEP communities. Furthermore, the development of an optimized prototype that adheres to the proposed semantics would benefit further applied work and can be used for performance experiments.

References

- [1] Akanmu, A.A., Anumba, C.J., Ogunseiju, O.O.: Towards next generation cyber-physical systems and digital twins for construction. *Journal of Information Technology in Construction* **26** (2021)
- [2] Ali, W., Saleem, M., Yao, B., Hogan, A., Ngomo, A.C.N.: A survey of RDF stores & SPARQL engines for querying knowledge graphs. *The VLDB Journal* **31**(3), 1–26 (2022).
- [3] Ammar, M., Rost, C., Tommasini, R., Agarwal, S., Bonifati, A., Selmer, P., Kharlamov, E., Rahm, E.: Towards hybrid graphs: Unifying property graphs and time series (2025).
- [4] Anicic, D., Fodor, P., Rudolph, S., Stojanovic, N.: EP-SPARQL: A unified language for event processing and stream reasoning. In: *Proceedings of the 20th International Conference on World Wide Web*. pp. 635–644. WWW '11, Association for Computing Machinery (2011).
- [5] Baheti, R., Gill, H.: Cyber-physical systems. The impact of control technology **12**(1), 161–166 (2011)
- [6] Bakken, M., Soylu, A.: Chrontext: Portable SPARQL queries over contextualised time series data in industrial settings. *Expert Systems with Applications* **226**, 120149 (2023).

- [7] Barbieri, D.F., Braga, D., Ceri, S., Della Valle, E., Grossniklaus, M.: C-SPARQL: SPARQL for continuous querying. In: Proceedings of the 18th International Conference on World Wide Web. pp. 1061–1062. WWW '09, Association for Computing Machinery (2009).
- [8] Bollen, E., Hendrix, R., Kuijpers, B.: Managing data of sensor-equipped transportation networks using graph databases. *Geoscientific Instrumentation, Methods and Data Systems* **13**(2), 353–371 (2024). , publisher: Copernicus GmbH
- [9] Bolles, A., Grawunder, M., Jacobi, J.: Streaming SPARQL - Extending SPARQL to Process Data Streams. In: *The Semantic Web: Research and Applications*. pp. 448–462. Springer (2008).
- [10] Brim, L., Dluhoš, P., Šafránek, D., Vejvustek, T.: STL*: Extending signal temporal logic with signal-value freezing operator. *Information and Computation* **236**, 52–67 (2014).
- [11] Calbimonte, J.P., Corcho, O., Gray, A.J.G.: Enabling Ontology-Based Access to Streaming Data Sources. In: *The Semantic Web – ISWC 2010*. pp. 96–111. Springer (2010).
- [12] Calvanese, D., Cogrel, B., Komla-Ebri, S., Kontchakov, R., Lanti, D., Rezk, M., Rodriguez-Muro, M., Xiao, G.: Ontop: Answering SPARQL queries over relational databases. *Semantic Web* **8**(3), 471–487 (2017).
- [13] Calvanese, D., De Giacomo, G., Lembo, D., Lenzerini, M., Poggi, A., Rodriguez-Muro, M., Rosati, R., Ruzzi, M., Savo, D.F.: The mastro system for ontology-based data access. *Semantic Web* **2**(1), 43–53 (2011)
- [14] D’Angelo, B., Sankaranarayanan, S., Sanchez, C., Robinson, W., Finkbeiner, B., Sipma, H., Mehrotra, S., Manna, Z.: LOLA: Runtime monitoring of synchronous systems. In: *12th International Symposium on Temporal Representation and Reasoning (TIME’05)*. pp. 166–174 (2005).
- [15] Dao-Tran, M., Le-Phuoc, D.: Towards Enriching CQELS with Complex Event Processing and Path Navigation. In: *Proceedings of the 1st Workshop on High-Level Declarative Stream Processing Co-Located with the 38th German AI Conference (KI 2015)*. HiDeSt 2015, vol. 1447, pp. 2–14. CEUR Workshop Proceedings (2015)
- [16] Dell’Aglio, D., Valle, E.D., Calbimonte, J.P., Corcho, O.: RSP-QL Semantics: A Unifying Query Model to Explain Heterogeneity of RDF Stream Processing Systems. *International Journal on Semantic Web and Information Systems (IJSWIS)* **10**(4), 17–44 (2014).
- [17] Elliott, C., Hudak, P.: Functional reactive animation. In: *Proceedings of the Second ACM SIGPLAN International Conference on Functional Programming*. pp. 263–273. ICFP ’97, Association for Computing Machinery (1997).
- [18] Gao, S., Scharrenbach, T., Kietz, J.U., Bernstein, A.: Running out of Bindings? Integrating Facts and Events in Linked Data Stream Processing. In: *4th International Workshop on Ordering and Reasoning, Bethlehem, PA, USA, 11 Oktober 2015 - 12 Oktober 2015*, s.n.. s.n. (2015).
- [19] Giustozzi, F., Saunier, J., Zanni-Merk, C.: Abnormal situations interpretation in industry 4.0 using stream reasoning. *Procedia Computer Science* **159**, 620–629 (2019).
- [20] Hallé, S.: From complex event processing to simple event processing. *arXiv preprint (arXiv:1702.08051)* (2017)
- [21] Harris, S., Seaborne, A.: SPARQL 1.1 Query Language. Standard, World Wide Web Consortium (Mar 2013), <https://www.w3.org/TR/sparql11-query/>
- [22] Hudak, P., Courtney, A., Nilsson, H., Peterson, J.: Arrows, Robots, and Functional Reactive Programming. In: *Advanced Functional Programming: 4th International School, AFP 2002, Oxford, UK, August 19-24, 2002. Revised Lectures*, pp. 159–187. Springer (2003).
- [23] Jensen, S.K., Pedersen, T.B., Thomsen, C.: Time series management systems: A survey. *IEEE Transactions on Knowledge and Data Engineering* **29**(11), 2581–2600 (2017).
- [24] Kalayci, E.G., Ryzhikov, V., Zakharyashev, M.: Ontology-based access to temporal data with ontop: A framework proposal. *International Journal of Applied Mathematics and Computer Science* **29**(1), 17–30 (2019)
- [25] Kharlamov, E., Mailis, T., Mehdi, G., Neuenstadt, C., Özçep, Ö., Roshchin, M., Solomakhina, N., Soyulu, A., Svingos, C., Brandt, S., Giese, M., Ioannidis, Y., Lamparter, S., Möller, R., Kotidis, Y., Waaler, A.: Semantic access to streaming and static data at Siemens. *Journal of Web Semantics* **44**, 54–74 (2017).
- [26] Le-Phuoc, D., Dao-Tran, M., Xavier Parreira, J., Hauswirth, M.: A Native and Adaptive Approach for Unified Processing of Linked Streams and Linked Data. In: *The Semantic Web – ISWC 2011*, vol. 7031, pp. 370–388. Springer Berlin Heidelberg (2011).
- [27] Liu, Y., Peng, Y., Wang, B., Yao, S., Liu, Z.: Review on cyber-physical systems. *IEEE/CAA Journal of Automatica Sinica* **4**(1), 27–40 (2017)

- [28] Ma, M., Wang, P., Yang, J., Li, C.: OntoEvent: An Ontology-Based Event Description Language for Semantic Complex Event Processing. In: Web-Age Information Management. pp. 448–451. Springer International Publishing (2015).
- [29] Maler, O., Nickovic, D.: Monitoring temporal properties of continuous signals. In: Formal Techniques, Modelling and Analysis of Timed and Fault-Tolerant Systems. pp. 152–166. Springer (2004).
- [30] Pellissier Tanon, T.: Oxigraph. , <https://doi.org/10.5281/ZENODO.7408022>
- [31] Pivoto, D.G., De Almeida, L.F., da Rosa Righi, R., Rodrigues, J.J., Lugli, A.B., Alberti, A.M.: Cyber-physical systems architectures for industrial internet of things applications in industry 4.0: A literature review. *Journal of manufacturing systems* **58**, 176–192 (2021)
- [32] Poggi, A., Lembo, D., Calvanese, D., De Giacomo, G., Lenzerini, M., Rosati, R.: Linking Data to Ontologies. In: *Journal on Data Semantics X*. pp. 133–173. Springer (2008).
- [33] Rost, C., Tommasini, R., Bonifati, A., Valle, E.D., Rahm, E., Hare, K.W., Plantikow, S., Selmer, P., Voigt, H.: Seraph: Continuous queries on property graph streams.
- [34] Saleh, O., Hagedorn, S., Sattler, K.U.: Complex Event Processing on Linked Stream Data. *Datenbank-Spektrum* **15**(2), 119–129 (2015).
- [35] Steindl, G., Frühwirth, T., Kastner, W.: Ontology-Based OPC UA Data Access via Custom Property Functions. In: 2019 24th IEEE International Conference on Emerging Technologies and Factory Automation (ETFA). pp. 95–101 (2019).
- [36] Steindl, G., Kastner, W.: Query Performance Evaluation of Sensor Data Integration Methods for Knowledge Graphs. In: 2019 Big Data, Knowledge and Control Systems Engineering (BdKCSE). pp. 1–8 (2019).
- [37] Teymourian, K., Paschke, A.: Semantic Rule-Based Complex Event Processing. In: *Rule Interchange and Applications*. pp. 82–92. Springer (2009).
- [38] Yu, X., Xue, Y.: Smart grids: A cyber–physical systems perspective. *Proceedings of the IEEE* **104**(5), 1058–1070 (2016)