

Minimizing the Arithmetic and Communication Complexity of Jacobi’s Method for Eigenvalues and Singular Values

James Demmel* Hengrui Luo† Ryan Schneider‡ Yifu Wang§

Abstract

In this paper, we analyze several versions of Jacobi’s method for the symmetric eigenvalue problem. Our goal throughout is to reduce the asymptotic cost of the algorithm as much as possible, as measured by the number of arithmetic operations performed and associated (sequential or parallel) communication, i.e., the amount of data moved between slow and fast memory or between processors in a network. In producing rigorous complexity bounds, we allow our algorithms to be built on both classic $O(n^3)$ matrix multiplication and fast, Strassen-like $O(n^{\omega_0})$ alternatives. In the classical setting, we show that a blocked implementation of Jacobi’s method attains the communication lower bound for $O(n^3)$ matrix multiplication (and is therefore expected to be communication optimal among $O(n^3)$ methods). In the fast setting, we demonstrate that a recursive version of blocked Jacobi can go even further, reaching essentially optimal complexity in both measures. We also discuss Jacobi-based SVD algorithms and a parallel version of block Jacobi, showing that analogous complexity bounds apply.

1 Introduction

We study Jacobi’s method [39], the oldest known algorithm for solving the symmetric eigenvalue problem. Starting from a (dense) symmetric matrix $\mathbf{A} \in \mathbb{R}^{n \times n}$, Jacobi’s method applies a sequence of orthogonal similarity transformations, each of which annihilates a pair, or collection, of off-diagonal entries of \mathbf{A} (see Section 2 for a precise description). In doing so, the algorithm gradually diagonalizes the (square) input matrix, producing a decomposition $\mathbf{A} = \mathbf{Q}\mathbf{D}\mathbf{Q}^T$, where \mathbf{Q} is an orthogonal eigenvector matrix and \mathbf{D} is a diagonal matrix containing the eigenvalues of \mathbf{A} . Jacobi’s method, like other algorithms for the symmetric eigenproblem, can also be used to compute the singular value decomposition (SVD) of an arbitrary real matrix [25, 26], recalling that the right singular vectors of $\mathbf{G} \in \mathbb{R}^{n \times n}$ diagonalize the symmetric matrix $\mathbf{G}^T\mathbf{G}$. Throughout, we restrict to real matrices for convenience; the analogous complex Hermitian case is a straightforward extension.

Alternatives to Jacobi’s method include approaches that reduce \mathbf{A} to tridiagonal form and subsequently diagonalize a tridiagonal matrix [13, 21, 22, 56], power iterations [33], and highly-parallel spectral divide-and-conquer algorithms [32, 48, 53]. In spite of these more modern options, Jacobi’s method has endured, in part because of its simplicity and in part because of its well-documented performance advantages [2, 54], particularly the high relative accuracy it can achieve when applied to matrices with small eigenvalues (or small singular values in the SVD case) [17]. In light of its continued relevance, we derive in this paper rigorous complexity bounds for several versions of Jacobi’s method, which estimate associated arithmetic and sequential/parallel communication costs. In this context, arithmetic cost concerns the number of floating point operations (flops) performed, while communication refers either to the cost of moving data to/from fast memory of size M (which is assumed to be constant) or between P processors in a network.

Absent formal lower bounds, it is natural to conjecture that diagonalizing a symmetric matrix \mathbf{A} is at

*Department of EECS (Computer Science Division) and Department of Mathematics, University of California Berkeley

†Department of Statistics, Rice University

‡Department of Mathematics, University of California Berkeley

§Committee on Computational and Applied Mathematics, University of Chicago

Type	Algorithm	Source	Arithmetic	Communication	Notes
Tridiagonal Reduction	Classical	[9, 13, 22]	$O(n^3)$	$O(n^3/\sqrt{M})$	
	Fast	[56]	$O(n^{\omega_0} \log(n))$	Open	
Divide-and-Conquer	QDWH-eig	[48]	$O(n^3)$	Open	
	Randomized	[4, 53]	$O(n^{\omega_0} \log^2(n))$	$O(n^3/\sqrt{M})$	Comm. optimal for general matrices
Jacobi	Scalar	Section 2	$\Theta(n^3)$	$\Theta(n^4/M)$	$\sqrt{M} \leq n < M$
	Blocked	Section 3	$\Theta(n^2b + n^3b^{3-\omega_0})$	$O(n^3/b)$	$b = O(\sqrt{M})$
	Recursive	Section 4	$O(n^{3(1-f)+\omega_0 f})$	$O(\frac{n^{3(1-f)+\omega_0 f}}{M^{\omega_0/2-1}})$	$0 < f < 1$
Other	Yau & Lu	[59, 62]	$O(n^{\omega_0} \log_2(n))$	$O(\frac{n^{\omega_0} \log_2(n)}{M^{\omega_0/2-1}})$	Computes e^{iA}

Table 1: Arithmetic/communication complexity upper bounds for various (serial) symmetric eigensolvers.

least as costly, in both arithmetic and communication, as matrix multiplication. In the serial case, our baselines for arithmetic/communication complexity are therefore $\Omega(n^{\omega_0})$ and $\Omega(n^{\omega_0}/M^{\omega_0/2-1})$, respectively, for $2 < \omega_0 \leq 3$. Here, the specific value of ω_0 is determined by the matrix multiplication algorithm used by Jacobi. $\omega_0 = 3$ corresponds to classical dot-product-based matrix multiplication, for which the communication lower bound was proved by Hong and Kung [38], while $2 < \omega_0 < 3$ designates the wide class of *fast* matrix multiplication algorithms [11]. For these, we focus specifically on Strassen-like options – i.e., those with recursive structure like that of Strassen’s $O(n^{\log_2(7)})$ routine [58], which exhibit stability [15] and can be formulated to attain the associated communication lower bound [7, 52]. This includes the current fastest-known algorithms [1, 28].

In the parallel case, we assume that \mathbf{A} is distributed over P processors, each of which has local memory of size $O(n^2/P)$. The analogous matrix multiplication complexity bounds in this setting are $\Omega(n^{\omega_0}/P)$ and $\Omega(n^2/P^{2-\omega_0/2})$ for arithmetic and communication, respectively [5, 8]. The latter represents the number of words moved between processors in the network and is sometimes called the *bandwidth cost*. The number of messages required by matrix multiplication in this setup, i.e., the *latency cost*, can similarly be bounded from below as $\Omega(P^{\omega_0/2-1})$.

Our goal throughout is to probe the limits of Jacobi’s method to reach these complexity bounds when built on both classical *and* fast matrix multiplication (hence, some results are stated in terms of n^3 while others are in terms of n^{ω_0}). In doing so, we place Jacobi’s method at the intersection of two concurrent efforts in numerical linear algebra, which aim to (stably) implement a variety of basic linear algebra computations with arithmetic complexity equal to that of matrix multiplication [14] while also deriving algorithms that minimize associated communication costs [3]. We are of course not the first to do this for symmetric eigensolvers, where these complexity considerations go back at least to the late 80s (see for example [62]).

We now summarize the bounds derived in the remainder of the paper. With the exception of the parallel case, each of these applies to a version of Jacobi’s method that is guaranteed to converge (in a way made more precise later), with the assumption that this occurs after at most $O(1)$ *sweeps* over all off-diagonal entries, which is verified experimentally in Section 7. For a comparison with other solvers for the symmetric eigenproblem, see Table 1. To the best of our knowledge, existing Jacobi algorithms either attain complexity or communication lower bounds without a convergence guarantee [25, 26, 52], or come with a convergence guarantee at a cost of sub-optimal complexity bounds [24]. In this paper, we will attain the best of both worlds, specifically by introducing tree-like recursion into the Jacobi algorithms (See Figure 1).

Our contributions can be described as follows:

1. In Section 2 we consider Jacobi’s method as originally introduced, which requires $\Theta(n^3)$ arithmetic operations and can be implemented with communication cost $O(n^4/M)$, assuming $\sqrt{M} \leq n < M$. The latter is provably optimal (see Theorem 1).
2. In Section 3, we demonstrate that by blocking Jacobi’s method we can decrease the arithmetic complexity to $\Theta(n^2b + n^3b^{3-\omega_0})$ for a parameter $0 < b < n/2$ that defines the block size. When $b = \Theta(\sqrt{M})$, this version of Jacobi hits the communication lower bound for $O(n^3)$ matrix multiplication (see Theorem 2).
3. Section 4 presents a cache-oblivious, recursive version of the blocked algorithm, which is capable of getting essentially optimal complexity, both in terms of arithmetic operations and sequential communication. In particular, we derive the respective bounds $O(n^{3(1-f)+\omega_0f})$ and $O(\frac{n^{3(1-f)+\omega_0f}}{M^{\omega_0/2-1}})$, where $0 < f < 1$ is the *log block size*. Taking f arbitrarily close to one yields near optimal complexity $O(n^{\omega_0})$ for “galactically” large n .
4. In Section 5 we discuss Jacobi-based SVD algorithms, demonstrating that essentially all of our complexity bounds extend to that setting as well.
5. Finally, Section 6 considers a parallel implementation of the blocked algorithm from Section 3. Here, parallelism is achieved by zeroing out suitably independent blocks simultaneously. If done with P processors arranged in a $\sqrt{P} \times \sqrt{P}$ grid (and with classic $O(n^3)$ matrix multiplication), we can achieve a linear speed up in terms of flops – i.e., computational complexity $O(n^3/P)$. Moreover, the algorithm is expected to attain the aforementioned communication bandwidth lower bound $\Omega(n^2/\sqrt{P})$ and (nearly) the latency lower bound $\Omega(\sqrt{P})$ (larger by a factor of $\log P$).

Each of Sections 2–6 is structured as follows: after introducing a version of Jacobi’s method (or Jacobi SVD), we discuss convergence conditions and prove formal complexity bounds. We follow that in Section 7 with a handful of numerical examples. A few important topics are left for future work, specifically the parallel case using fast matrix multiplication and/or more than the minimum memory (analogous to 2.5D matrix multiplication [57]).

1.1 Notation and Conventions

Throughout the paper, matrices are represented with bold letters, with $\mathbf{A} \in \mathbb{R}^{n \times n}$ assumed to be symmetric. $\|\cdot\|_2$ and $\|\cdot\|_F$ are the spectral and Frobenius norms, respectively, with $\kappa_2(\cdot)$ the spectral norm condition number. Additionally, $\sigma_{\min}(\mathbf{A})$ is the smallest singular value of \mathbf{A} , while \mathbf{A}^\dagger denotes the Moore-Penrose pseudoinverse. All complexity bounds are stated in standard big-O notation. Finally, we reserve b to represent block size, when relevant, and f to denote log block size (in Section 4).

2 Classical Jacobi

We begin by considering the classical (i.e., scalar) version of Jacobi’s method, originally derived in [39] and presented below as Algorithm 1.

The heuristic behind this algorithm is fairly simple. Line 8 performs an orthogonal similarity transformation on \mathbf{A} , preserving its eigenvalues while zeroing out entries $\mathbf{A}(i, j)$ and $\mathbf{A}(j, i)$ simultaneously, thereby reducing the squared Frobenius norm of the matrix of off-diagonal entries of \mathbf{A} by $2|\mathbf{A}(i, j)|^2$. Once these off-diagonal entries are sufficiently small, so that \mathbf{A} approximately equals a diagonal matrix \mathbf{D} , its diagonal entries can be taken as eigenvalue approximations. Moreover, line 9 maintains the orthogonality of \mathbf{Q} and guarantees that the outputs satisfy $\mathbf{A} = \mathbf{Q}\mathbf{D}\mathbf{Q}^T$ – i.e., we obtain an approximate eigendecomposition of \mathbf{A} .

In this approach, convergence to a diagonal matrix is typically quantified via the off-diagonal “norm”

$$\Xi(\mathbf{A}) := \sqrt{\sum_{i \neq j} |\mathbf{A}(i, j)|^2}. \quad (1)$$

Algorithm 1 Classical Jacobi for the Symmetric Eigenproblem

Require: $\mathbf{A} \in \mathbb{R}^{n \times n}$ is symmetric

Ensure: On output, \mathbf{A} is an (approximately) diagonal matrix \mathbf{D} containing the eigenvalues of \mathbf{A} . If eigenvectors are requested, the additional output \mathbf{Q} is an orthogonal matrix of (approximate) eigenvectors satisfying $\mathbf{A} = \mathbf{Q}\mathbf{D}\mathbf{Q}^T$.

```

1: function  $[\mathbf{Q}, \mathbf{A}] = \text{JACOBI}(\mathbf{A})$ 
2:   If eigenvectors are requested,  $\mathbf{Q} = \mathbf{I}$ 
3:   repeat
4:     for all off-diagonal entries  $(i, j)$  of  $\mathbf{A}$ ,  $i < j$ , in some order do
5:       if  $|\mathbf{A}(i, j)|$  is large enough then
6:          $\hat{\mathbf{A}} = \mathbf{A}([i, j], [i, j])$   $\triangleright \hat{\mathbf{A}}$  is the  $2 \times 2$  submatrix of  $\mathbf{A}$  in rows/columns  $i$  and  $j$ 
7:         Let  $\hat{\mathbf{A}} = \hat{\mathbf{Q}}\hat{\mathbf{D}}\hat{\mathbf{Q}}^T$  be the eigendecomposition of  $\hat{\mathbf{A}}$ 
8:         Multiply rows  $i$  and  $j$  of  $\mathbf{A}$  by  $\hat{\mathbf{Q}}^T$  and columns  $i$  and  $j$  by  $\hat{\mathbf{Q}}$ 
9:         If eigenvectors are requested, multiply columns  $i$  and  $j$  of  $\mathbf{Q}$  by  $\hat{\mathbf{Q}}$ 
10:       end if
11:     end for
12:   until all off-diagonal entries of  $\mathbf{A}$  are small enough
13: end function

```

As mentioned above, the inner-most loop of Algorithm 1 reduces $\Xi(\mathbf{A})$ by $2|\mathbf{A}(i, j)|^2$ for each (i, j) selected. The rate by which $\Xi(\mathbf{A})$ decreases is usually measured against the number of *sweeps* performed by the algorithm, where one sweep corresponds to a pass over all off-diagonal entries of \mathbf{A} (equivalently, one execution of the loop beginning at Line 3).¹ Importantly, a guarantee that $\Xi(\mathbf{A})$ converges to zero does not imply that \mathbf{A} approaches a *fixed* diagonal matrix, only that it becomes diagonal as the number of sweeps increases.

The matrix $\hat{\mathbf{Q}}$ in line 7 can be obtained cheaply, either by calling the specialized routine `slaev2` in LAPACK or, as in Jacobi’s original work, by setting

$$\hat{\mathbf{Q}} = \begin{pmatrix} \cos(\theta) & -\sin(\theta) \\ \sin(\theta) & \cos(\theta) \end{pmatrix} \quad (2)$$

for an angle θ satisfying

$$\tan(2\theta) = \frac{2\mathbf{A}(i, j)}{\mathbf{A}(i, i) - \mathbf{A}(j, j)} = \frac{2\hat{\mathbf{A}}(1, 2)}{\hat{\mathbf{A}}(1, 1) - \hat{\mathbf{A}}(2, 2)}. \quad (3)$$

Other aspects of Algorithm 1 can be varied as well, including the order in which off-diagonal entries are zeroed out and how “large enough” and “small enough” are defined in lines 5 and 12, respectively. There is a significant amount of work in the literature discussing the impact of these choices on convergence rate [29, 44] and final accuracy [16, 17, 25, 26].

The simplest way to guarantee convergence for Algorithm 1, indeed the way it was originally posed in [39], is to zero out the largest off-diagonal entry of \mathbf{A} at each step. In practice, this is usually prohibitively expensive, as the largest entry would (necessarily) need to be updated after each iteration. Instead, cyclic orderings – which can attain the same convergence rate without tracking a largest entry (see the references below) – are the standard. As an example, one we will return to throughout, the *column-cyclic* ordering cycles (within each sweep) through above-diagonal indices (i_k, j_k) with $i_k < j_k$ according to

$$(i_{k+1}, j_{k+1}) = \begin{cases} (i_k + 1, j_k) & i_k < j_k - 1, j_k \leq n \\ (1, j_k + 1) & i_k = j_k - 1, j_k \leq n - 1 \\ (1, 2) & i_k = n - 1, j_k = n \end{cases} \quad k = 0, 1, \dots \quad (4)$$

¹Sweeps are sometimes called “segments” in earlier literature – e.g., [36].

beginning with $(i_0, j_0) = (1, 2)$. For a discussion of alternative cyclic orderings see [55].

Rigorous convergence results for so called cyclic Jacobi algorithms originate with Forsythe and Henrici [29, 36], who demonstrated that a version of Algorithm 1 that chooses off-diagonal entries according to (4) and computes $\hat{\mathbf{Q}}$ via (2) and (3) will converge – even omitting the check in line 5 – provided the rotation angles θ are bounded away from $\pi/2$. In practice, failure is quite rare even when this requirement is not satisfied.² In fact, simply selecting off-diagonal entries randomly is sufficient to guarantee convergence, regardless of how $\hat{\mathbf{Q}}$ is constructed.

Proposition 1 *If in line 4 of Algorithm 1 off-diagonal entries are selected uniformly at random (with or without replacement) then $\Xi(\mathbf{A})$ converges to zero almost surely.*

Proof: Let L be the limit of $\Xi(\mathbf{A})$ as the number of sweeps goes to infinity.³ Since $\Xi(\mathbf{A})$ cannot increase, we always have $\Xi(\mathbf{A}) \geq L$. Suppose now $L \neq 0$. In this case,

$$\Xi(\mathbf{A}) - L < \frac{2L^2}{n(n-1)} \quad (5)$$

beyond a certain point in the algorithm. At the start of each sweep beyond this point, \mathbf{A} is guaranteed to have an off-diagonal entry with $\mathbf{A}(i, j)^2 \geq \frac{L^2}{n(n-1)}$, a consequence of the lower bound $\Xi(\mathbf{A}) \geq L$. Selecting such an entry as the first to be zeroed out, which occurs with probability at least $2/(n(n-1))$, will cause $\Xi(\mathbf{A})$ to fall below L . This implies a contradiction almost surely as the number of sweeps goes to infinity. \square

We turn now to complexity bounds for Algorithm 1. First, we note that one sweep through all the off-diagonal entries of \mathbf{A} costs $\Theta(n^3)$ flops; assuming convergence after $O(1)$ sweeps, we have a total arithmetic cost of $\Theta(n^3)$. We next derive a lower bound on the sequential communication cost, assuming that the only freedom we have is the order in which off-diagonal entries of \mathbf{A} are chosen in line 4 (in particular leaving blocking/recursion to the subsequent sections). Theorem 1 implies that, while we can avoid some communication, we cannot attain our goal of $\Omega(n^3/\sqrt{M})$. Its proof applies an argument analogous to, but simpler than, the one used to analyze matrix multiplication in [6].

Theorem 1 *Let $W(n)$ denote the sequential communication complexity of Algorithm 1. If M is the size of available fast memory and $\sqrt{M} \leq n < M$ then $W(n) = \Omega(n^4/M)$. This lower bound can be attained with a specific choice of ordering in line 4.*

Proof: We start by observing that one execution of lines 6-8 does $\Theta(n)$ flops on $2n$ entries of \mathbf{A} (taking advantage of symmetry). Next, we note that $k \leq n$ consecutive executions of lines 6-8 must necessarily access at least \sqrt{k} different rows and/or columns of \mathbf{A} . This fact is based on the simple geometric observation (simpler than Loomis-Whitney in [6]) that k different lattice points (i, j) must have at least \sqrt{k} different values of i and j .⁴ In other words, as long as we are restricted to changing the order in which off-diagonal entries of \mathbf{A} are zeroed out, and $M > n$ so we can fit $\sqrt{k} = \lceil M/n \rceil$ rows or columns of \mathbf{A} into fast memory, we can perform $O(kn) = O(M^2/n)$ flops on this data. Following the proof of [6, Theorem 2.2], we can divide the instruction stream executing Algorithm 1 into *segments* each containing M reads and writes between fast and slow memory, during which $O(M)$ entries of \mathbf{A} are available for execution. Since we need to do $\Theta(n^3)$ flops, this requires $\Omega(n^3/(M^2/n)) = \Omega(n^4/M^2)$ segments, or $\Omega(n^4/M^2 \cdot M) = \Omega(n^4/M)$ reads and writes in total.

This “restricted” lower bound is attainable by updating all the (i, j) pairs in an appropriate “blocked” order. Specifically, take the upper triangle of (i, j) pairs with $1 \leq i < j \leq n$ and break it into squares of size

²Forsythe and Henrici provide a handful of 3×3 failure examples, though they are fairly contrived. Larger examples can be found in [34].

³Note that this limit always exists since $\Xi(\mathbf{A})$ is non-increasing and bounded from below.

⁴If n_i is the number of different values of i , and n_j the number of different values of j , we want to minimize $\max(n_i, n_j)$ subject to $n_i \cdot n_j \geq k$.

Algorithm 2 Block Jacobi for the Symmetric Eigenproblem

Require: $\mathbf{A} \in \mathbb{R}^{n \times n}$ is symmetric and partitioned as follows (for block size b that divides n):

$$\mathbf{A}_{IJ} = \mathbf{A}((I-1)b+1 : Ib, (J-1)b+1 : Jb) \quad \text{for } 1 \leq I, J \leq n/b.$$

Ensure: On output, \mathbf{A} is an (approximately) diagonal matrix \mathbf{D} containing the eigenvalues of \mathbf{A} . If eigenvectors are requested, the additional output \mathbf{Q} is an orthogonal matrix of (approximate) eigenvectors satisfying $\mathbf{A} = \mathbf{Q}\mathbf{D}\mathbf{Q}^T$.

```

1: function  $[\mathbf{Q}, \mathbf{A}] = \text{BLOCK\_JACOBI}(\mathbf{A})$ 
2:   If eigenvectors are requested,  $\mathbf{Q} = \mathbf{I}$ 
3:   repeat
4:     for all off-diagonal blocks  $(I, J)$  of  $\mathbf{A}$ ,  $I < J$ , in some order, do
5:        $\hat{\mathbf{A}} = \mathbf{A}([I, J], [I, J])$   $\triangleright \hat{\mathbf{A}} = 2b \times 2b$  submatrix of  $\mathbf{A}$  in block rows/columns  $I$  and  $J$ 
6:       if  $\hat{\mathbf{A}}$  is far enough from diagonal then
7:         Let  $\hat{\mathbf{A}} = \hat{\mathbf{Q}}\hat{\mathbf{D}}\hat{\mathbf{Q}}^T$  be the eigendecomposition of  $\hat{\mathbf{A}}$ 
8:          $\hat{\mathbf{Q}}_1 = \hat{\mathbf{Q}}(1 : b, 1 : 2b)$ 
9:          $[\mathbf{P}, \sim, \sim] = \text{RECURSIVE\_LUPP}(\hat{\mathbf{Q}}_1^T)$ 
10:         $\hat{\mathbf{Q}} = \hat{\mathbf{Q}}\mathbf{P}^T$ 
11:        Multiply block rows  $I$  and  $J$  of  $\mathbf{A}$  by  $\hat{\mathbf{Q}}$ 
12:        Multiply block columns  $I$  and  $J$  of  $\mathbf{A}$  by  $\hat{\mathbf{Q}}$ 
13:        If eigenvectors are requested, multiply block columns  $I$  and  $J$  of  $\mathbf{Q}$  by  $\hat{\mathbf{Q}}$ 
14:       end if
15:     end for
16:   until all off-diagonal entries of  $\mathbf{A}$  are small enough
17: end function

```

$O(M/n) \times O(M/n)^5$ In this case, we can execute each block completely before handling the next one. This requires $O(M)$ memory by construction (the cost of reading in the corresponding rows/columns) letting us do $O((M/n)^2 n) = O(M^2/n)$ flops on $O(M)$ data, attaining the communication lower bound. \square

Note that this bound exceeds the conjectured $\Omega(n^3/\sqrt{M})$ as long as $\sqrt{M} \leq n$ – i.e., when the entire matrix does not fit in fast memory. Nevertheless, when $\sqrt{M} \leq n < M$, the communication-optimal version of Algorithm 1 guaranteed by Theorem 1 improves on a naive implementation, which communicates $O(n^3)$ words. When $M < n$, so not even one row or column fits in fast memory, both versions communicate $O(n^3)$ words.

3 Block Jacobi

The first tool at our disposal to improve these complexity bounds is blocking – i.e., modifying Algorithm 1 so that $b \times b$ off-diagonal *blocks* are zeroed out instead of individual entries. The innermost loop of such a blocked Jacobi algorithm, presented here as Algorithm 2, diagonalizes a $2b \times 2b$ symmetric matrix at each step. In this context, each sweep corresponds to a pass over all off-diagonal blocks of \mathbf{A} , with convergence again measured by $\Xi(\mathbf{A})$. Like the classical algorithm, blocked versions of Jacobi’s method have a rich history in the literature (see e.g., [24, 35, 55, 61]).

Remark 1 In the blocked setting, fully diagonalizing each submatrix $\hat{\mathbf{A}}$ is not strictly required to reduce $\Xi(\mathbf{A})$. Saad [50], for example, states a version of Algorithm 2 that *block* diagonalizes $\hat{\mathbf{A}}$ at each step. The

⁵For diagonal blocks, we assume that they take upper triangular forms – i.e., we have triangles on the diagonal.

upshot of this approach is that the corresponding $\hat{\mathbf{Q}}$ – obtained by solving a Riccati-type equation – exhibits additional structure, which can be leveraged to more efficiently handle the subsequent block multiplications. An even coarser *approximate* diagonalization, e.g., obtained from a single sweep of Algorithm 1, can also be used in line 7, though this may affect convergence.

As in scalar Jacobi, the order in which off-diagonal blocks are chosen in line 4 may be done dynamically (e.g., by selecting the block with the largest Frobenius norm), cyclically (extending (4) to block indices), or randomly. Cyclic orderings are again the most popular choice [24, 30, 55], in part due to their simplicity but also, as we saw in the proof of Theorem 1, because they can lower communication costs.

Regardless of the ordering used, we again need to be mindful of convergence, as a naive implementation of blocked Jacobi – like its scalar counterpart – may fail (in the sense that $\Xi(\mathbf{A})$ may not converge to zero). The first global convergence results for blocked Jacobi were derived by Drmač [24], who showed $\Xi(\mathbf{A}) \rightarrow 0$ under two conditions:

1. Off-diagonal blocks are chosen in a column/row-cyclic fashion.
2. The smallest singular value of the upper left $b \times b$ block of each $2b \times 2b$ rotation matrix $\hat{\mathbf{Q}}$ is bounded away from zero.

In essence, these conditions generalize the convergence requirement for the scalar algorithm derived by Forsythe and Henrici [29].

This begs the question: how can we gain access to the singular value bound necessary to guarantee convergence? In [24], Drmač demonstrated that it is sufficient to take each block rotation $\hat{\mathbf{Q}}$, compute a column-pivoted QR (QRCP) decomposition of its first b rows, and replace it with $\hat{\mathbf{Q}}\mathbf{\Pi}$ for $\mathbf{\Pi}$ the corresponding permutation matrix (see [24, Lemma 2.2]). In this approach, multiplying $\hat{\mathbf{Q}}$ on the right by a permutation matrix ensures that its columns remain eigenvectors and therefore that $\hat{\mathbf{Q}}$ still diagonalizes $\hat{\mathbf{A}}$. While using QRCP in this way will produce a convergent blocked algorithm, it is expensive, and in particular cannot be implemented with sub- $O(n^3)$ complexity or reach the communication lower bound for classical matrix multiplication (both due to the need for sequential pivot selection based on column norms [27]). Hence, a blocked algorithm that uses QRCP to guarantee convergence cannot reach our target complexity bounds.

Fortunately, this is not the end of the road. We claim that a sufficient singular value lower bound can be obtained via the simpler PLU factorization, which *can* be implemented with complexity $O(n^{\omega_0})$ [14, Section 4.2]. Accordingly, we include PLU as part of Algorithm 2 in the (optional) lines 8-10. Following Drmač, this factorization yields a permutation matrix that is applied to $\hat{\mathbf{Q}}$ on the right.

Writing $\mathbf{Q} = \begin{pmatrix} \mathbf{Q}_1 \\ \mathbf{Q}_2 \end{pmatrix}$ for $\mathbf{Q}_1 \in \mathbb{R}^{b \times 2b}$, the decomposition in line 9 takes the form

$$\mathbf{Q}_1^T = \mathbf{P}^T \mathbf{L} \mathbf{U} \quad (6)$$

for $\mathbf{L} \in \mathbb{R}^{2b \times b}$ unit lower trapezoidal and $\mathbf{U} \in \mathbb{R}^{b \times b}$ upper triangular. When this decomposition is obtained with partial pivoting (referred to here as LUPP), the sub-diagonal ($i > j$) entries of \mathbf{L} satisfy $|\mathbf{L}_{ij}| \leq 1$. This observation alone implies a counterpart to [24, Lemma 2.2], which is stated below as Lemma 1. Since Drmač’s proof of convergence for blocked, cyclic Jacobi [24, Theorem 2.7] depends only on the existence of a lower bound like this one, Lemma 1 immediately guarantees convergence for a version of Algorithm 2 that executes lines 8-10 and runs through off-diagonal blocks according to a column-cyclic ordering (4). Its proof is deferred to Appendix A, where we also provide pseudocode for the specific recursive LUPP routine that can achieve $O(n^{\omega_0})$ complexity, which is due to Toledo [60] (see Algorithm 6). We also note that this lemma easily extends to unitary \mathbf{Q} , thereby implying convergence for an analogous version of blocked Jacobi for Hermitian matrices.

Lemma 1 *Let $\mathbf{Q} \in \mathbb{R}^{2b \times 2b}$ be an orthogonal matrix with leading rows $\mathbf{Q}_1 \in \mathbb{R}^{b \times 2b}$. Suppose that $\mathbf{Q}_1^T = \mathbf{P}^T \mathbf{L} \mathbf{U}$ is a PLU decomposition computed with partial pivoting. If $\tilde{\mathbf{Q}}_{11}$ is the upper left $b \times b$ block of $\mathbf{Q} \mathbf{P}^T$ then*

$$\sigma_{\min}(\tilde{\mathbf{Q}}_{11}) \geq 6(3b^2 + b)^{-1}(4^b + 6b - 1)^{-1/2}.$$

As in the scalar case, failure modes for blocked Jacobi are rare. Consequently, it is typically not worth executing lines 8-10 of Algorithm 2 on every submatrix. Instead, LUPP should be invoked only if it appears that $\Xi(\mathbf{A})$ is stagnating. Alternatively, extending Proposition 1 to the blocked setting, simply selecting off-diagonal blocks in random order should guarantee convergence with high probability.

Remark 2 Alternatives to deterministic pivoting include methods that randomly sample the columns of $\hat{\mathbf{Q}}(1:b, 1:2b)$ – e.g., via leverage score sampling [43] or a determinantal point process [41] – and re-organize $\hat{\mathbf{Q}}$ accordingly, that is, by shuffling the corresponding columns of $\hat{\mathbf{Q}}$ to the “front” of the matrix. While there are promising theoretical results for these sampling techniques (see for example [23] [47, Chapter 6] [49]) neither comes with a guarantee of convergence and may be even more costly than QRCP.

We are now ready to derive complexity bounds for Algorithm 2, all of which apply whether or not the call to recursive LUPP is executed. We assume here that $b = O(\sqrt{M})$ – i.e., the usual “block fits in cache” condition.

Theorem 2 *Let $F(n)$ and $W(n)$ denote, respectively, the arithmetic and (sequential) communication complexities of Algorithm 2 under the following conditions:*

1. $O(n^{\omega_0})$ matrix multiplication is used.
2. $b = O(\sqrt{M})$ is chosen so that lines 7-10 can take place entirely in fast memory, which has size M .
3. The loop in lines 3-16 is executed at most $O(1)$ times.

Then $F(n) = \Theta(n^2b + n^3b^{\omega_0-3})$ and $W(n) = O(n^3/b)$. In particular, $W(n) = O(n^3/\sqrt{M})$ for $b = \Theta(\sqrt{M})$.

Proof: We start with a straightforward flop count. For each block pair (I, J) , Algorithm 2 requires $\Theta(b^3)$ flops to compute $\hat{\mathbf{Q}}$ (including the optional call to Algorithm 6) and an additional $\Theta(nb^{\omega_0-1})$ flops for the subsequent block row/column multiplications. Since there are $\Theta(n^2/b^2)$ block pairs in total, we conclude that the arithmetic cost of one sweep of Algorithm 2 is $\Theta(n^2b + n^3b^{\omega_0-3})$.

For communication, we note that line 5 requires reading in $O(b^2)$ entries of \mathbf{A} , after which the subsequent diagonalization and (optional) LUPP factorization can be done without any additional communication (thanks to our choice of b). The final block multiplications in lines 11-13 can then be executed by reading in one $2b \times 2b$ block of \mathbf{A} or \mathbf{Q} at a time, which amounts to $O(\lceil \frac{n}{2b} \rceil (2b)^2) = O(nb)$ total reads. Hence, each sweep of Algorithm 2 has communication cost

$$O\left(\left\lceil \frac{n}{b} \right\rceil^2 (b^2 + nb)\right) = O(n^3/b). \quad (7)$$

Since only $O(1)$ sweeps are executed, both complexity bounds follow immediately. \square

Note that our communication bound for Algorithm 2 does not depend on ω_0 . This is consequence of the fact that, when $b = O(\sqrt{M})$, communication is dominated by the cost of reading in blocks of \mathbf{A} and \mathbf{Q} in lines 11-13, which is independent of the matrix multiplication routine used to execute them. The arithmetic complexity, on the other hand, *does* depend on ω_0 , though $F(n)$ can only be sub- $O(n^3)$ if b is a small power of n . Even then, the bound from Theorem 2 can never beat $\Theta(n^{2.5})$, and of course allowing b to scale with n will eventually run up against the assumption $b = O(\sqrt{M})$. In this way, Algorithm 2 cannot reach optimal complexity, though it does attain the $O(n^3/\sqrt{M})$ communication lower bound when $b = \Theta(\sqrt{M})$.

4 Recursive Jacobi

As a final push toward optimal complexity, we consider in this section a recursive version of Jacobi’s method (Algorithm 3). Here, we allow blocked Jacobi to call itself on each subproblem $\hat{\mathbf{A}}$, only defaulting to direct diagonalization once the problem size falls below a certain threshold, which in practice depends on the

Algorithm 3 Recursive Jacobi for the Symmetric Eigenproblem

Require: $\mathbf{A} \in \mathbb{R}^{n \times n}$ is symmetric and partitioned as follows for log block size $0 < f < 1$:

$$\mathbf{A}_{IJ} = \mathbf{A}((I-1)b+1 : Ib, (J-1)b+1 : Jb) \quad \text{for } b = n^f, 1 \leq I, J \leq n^{1-f}.$$

Ensure: On output, \mathbf{A} is an (approximately) diagonal matrix \mathbf{D} containing the eigenvalues of \mathbf{A} . If eigenvectors are requested, the additional output \mathbf{Q} is an orthogonal matrix of (approximate) eigenvectors satisfying $\mathbf{A} = \mathbf{Q}\mathbf{D}\mathbf{Q}^T$.

```
1: function [ $\mathbf{Q}, \mathbf{A}$ ] = RECURSIVE_JACOBI( $\mathbf{A}, f$ )
2:   If eigenvectors are requested,  $\mathbf{Q} = \mathbf{I}$ 
3:   if  $n$  is small enough (less than  $n_{\text{threshold}}$ ) or  $2b \geq n$  then
4:     Solve directly:  $\mathbf{A} = \mathbf{Q}\mathbf{D}\mathbf{Q}^T$ ;  $\mathbf{A} = \mathbf{D}$  ▷ Base case
5:   else
6:     repeat
7:       for all off-diagonal blocks  $(I, J)$  of  $\mathbf{A}$ ,  $I < J$ , in some order, do
8:          $\hat{\mathbf{A}} = \mathbf{A}([I, J], [I, J])$  ▷  $\hat{\mathbf{A}}$  = the  $2b \times 2b$  submatrix of  $\mathbf{A}$  in block rows/columns  $I$  and  $J$ 
9:         if  $\hat{\mathbf{A}}$  is far enough from diagonal then
10:          [ $\hat{\mathbf{Q}}, \hat{\mathbf{A}}$ ] = RECURSIVE_JACOBI( $\hat{\mathbf{A}}, f$ )
11:           $\hat{\mathbf{Q}}_1 = \hat{\mathbf{Q}}(1 : b, 1 : 2b)$ 
12:          [ $\hat{\mathbf{P}}, \sim, \sim$ ] = RECURSIVE_LUPP( $\hat{\mathbf{Q}}_1^T$ ) } Optional
13:           $\hat{\mathbf{Q}} = \hat{\mathbf{Q}}\hat{\mathbf{P}}^T$ 
14:          Multiply block rows  $I$  and  $J$  of  $\mathbf{A}$  by  $\hat{\mathbf{Q}}^T$ 
15:          Multiply block columns  $I$  and  $J$  of  $\mathbf{A}$  by  $\hat{\mathbf{Q}}$ 
16:          Multiply block columns  $I$  and  $J$  of  $\mathbf{Q}$  by  $\hat{\mathbf{Q}}$ 
17:        end if
18:      end for
19:    until all off-diagonal entries of  $\mathbf{A}$  are small enough
20:  end if
21: end function
```

fast memory size M . This approach is rooted in the observations from the previous section. We saw in the standard blocked case that the cumulative cost of block multiplications/LUPP factorizations could be pushed closer to $O(n^{\omega_0})$ by increasing the block size; by calling Algorithm 2 recursively, we can reap this benefit while eschewing the need to diagonalize a large matrix directly. For simplicity, the blocking strategy in Algorithm 3 is also defined recursively, at each level setting the block size $b = n^f$ for $0 < f < 1$ the log block size, which remains constant through the recursion. In practice, holding f constant is not strictly required, as we discuss in more detail below.

4.1 Recursion Regime

To build intuition, Figure 1 provides a visualization of the (largest) subproblems produced by Algorithm 3 for $n = 64$ and $f = 0.8$, showing at each level both the matrix size and sub-block partitioning. This should be taken as a toy example only; in practice, recursion is advantageous when the problem size n is sufficiently large – e.g., so that $n^f \ll n$. Additionally, we note that, unlike the standard blocked algorithm (where we can simply assume that b divides n), we are guaranteed to get irregular blocks during the recursion. Nevertheless, these can be handled with the same recursive procedure, though they will hit the base case earlier than other blocks.

Once again, LUPP is included in Algorithm 3 to guarantee convergence. This can be shown easily by bootstrapping the proof of convergence in the blocked case (see Proposition 2). Note that the practical

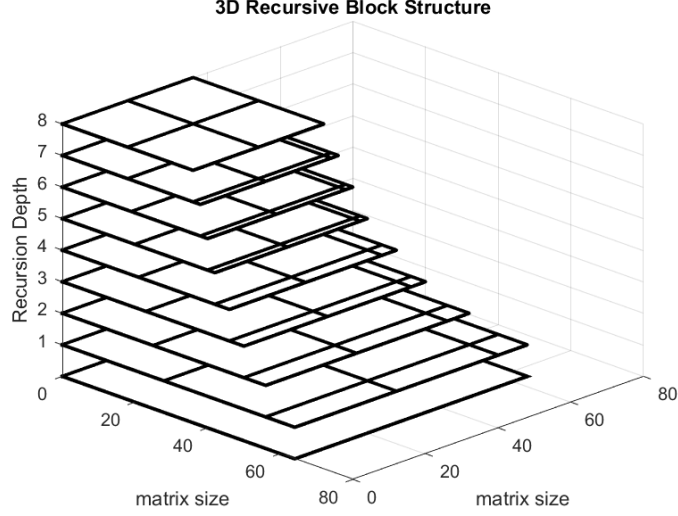


Figure 1: Block structure at each recursive level of Algorithm 3 for $n = 64$ and $f = 0.8$. Recursion depth zero corresponds to the input matrix.

considerations from the previous section again apply here: failure cases are rare, so LUPP should realistically be employed only when $\Xi(\mathbf{A})$ fails to decrease sufficiently.

Proposition 2 *If each sweep of Algorithm 3 works through off-diagonal blocks according to the column-cyclic ordering (4) and executes the optional pivoting step (lines 11-13), then it converges for any symmetric input matrix $\mathbf{A} \in \mathbb{R}^{n \times n}$.*

Proof: Let k be the number of recursive steps performed by Algorithm 3. We prove convergence for any value of k inductively. The base case $k = 1$ corresponds to standard blocked Jacobi from Section 3, and follows from [24, Theorem 2.7] and Lemma 1. Suppose now $k > 1$. At the highest level, Algorithm 3 calls itself on $2b \times 2b$ submatrices $\hat{\mathbf{A}}$. By our induction hypothesis we can assume that each of these calls is successful and in particular that $\Xi(\hat{\mathbf{A}})$ is reduced by a multiplicative factor $0 < \rho < 1$. Since Drmač’s proof of convergence in the blocked case requires only this characterization of approximate diagonalization, we can simply repeat his argument to obtain $\Xi(\mathbf{A}) \rightarrow 0$, where executing lines 11-13 at the highest level ensures convergence via Lemma 1. \square

We now present complexity bounds for Algorithm 3, which – as in the previous section – apply whether or not the optional calls to (fast) LUPP are made. This result should be parsed carefully, as its conditions highlight some of the subtleties of constructing a recursive algorithm. First, we note that the log block size f cannot be chosen completely arbitrarily; if it is too close to one, the blocking parameter b may be too large, prompting the algorithm to repeatedly call itself on the input matrix \mathbf{A} . Going further, even if the problem size shrinks initially it may stagnate before reaching the threshold for direct diagonalization. The second condition of Theorem 3 ensures that neither of these problematic cases occurs.

Theorem 3 *Let $F(n)$ and $W(n)$ denote, respectively, the arithmetic and (sequential) communication complexities of Algorithm 3 under the following conditions:*

1. $O(n^{\omega_0})$ matrix multiplication is used.
2. $0 < f < 1$ and $n_{\text{threshold}}$ are constants satisfying $(1 - f)^{-1} < \log_2(n_{\text{threshold}})$ and $n_{\text{threshold}} \leq \sqrt{M/2}$ for M the size of available fast memory.

3. The loop in lines 6-19 is executed at most $O(1)$ times.

Then $F(n) = O(n^{3(1-f)+\omega_0 f})$ and $W(n) = O\left(\frac{n^{3(1-f)+\omega_0 f}}{M^{\omega_0/2-1}}\right)$.

Proof: We start with computational complexity, noting the following for one sweep of Algorithm 3:

1. Line 10 costs $F(2b) = F(2n^f)$ flops by the inductive definition of F .
2. Recalling the discussion in Section 3, lines 11-13 require $O((2b)^{\omega_0}) = O(n^{\omega_0 f})$ flops.
3. If we implement line 14 by doing $\lceil \frac{n}{2b} \rceil$ $2b \times 2b$ matrix multiplications, it will cost

$$O\left(\left\lceil \frac{n}{2b} \right\rceil \cdot (2b)^{\omega_0}\right) = O(n^{1-f+\omega_0 f}) \quad (8)$$

flops. We can do the same in lines 15 and 16.

4. In total, lines 11-16 contribute $O(n^{3(1-f)+\omega_0 f})$ flops, as there are $O\left(\left\lceil \frac{n}{b} \right\rceil^2\right) = O(n^{2-2f})$ blocks to iterate through, each of which requires $O\left(\left\lceil \frac{n}{b} \right\rceil \cdot (2b)^{\omega_0} + (2b)^{\omega_0}\right)$ operations. Hence the total cost is

$$O\left(\left\lceil \frac{n}{b} \right\rceil^2\right) \cdot O\left(\left\lceil \frac{n}{2b} \right\rceil \cdot (2b)^{\omega_0} + (2b)^{\omega_0}\right) = O(n^{3(1-f)+\omega_0 f}). \quad (9)$$

5. Combining the preceding items, the total arithmetic cost for each sweep (i.e., lines 6-19) is

$$F(n) = O(n^{3(1-f)+\omega_0 f}) + O(n^{2-2f})F(2n^f). \quad (10)$$

6. Since $0 < f < 1$ and $2 < \omega_0 \leq 3$, the exponent of the first term in (10) satisfies

$$\omega_0 = \omega_0(1-f) + \omega_0 f < 3(1-f) + \omega_0 f \leq 3. \quad (11)$$

To approach $O(\omega_0)$ we therefore want $f \rightarrow 1$. At the same time f cannot be so close to one that $2n^f$ is actually larger than n . In particular we need $n^{1-f} > 2$, which is implied by $(1-f)^{-1} < \log_2(n_{\text{threshold}})$ since $n_{\text{threshold}} \ll n$.

We now sum (10) recursively. Moving one level deeper yields

$$\begin{aligned} F(n) &= O(n^{3(1-f)+\omega_0 f}) + O(n^{2-2f}) \left[O((2n^f)^{3(1-f)+\omega_0 f}) + O((2n^f)^{2-2f})F(2(2n^f)^f) \right] \\ &= O(n^{3(1-f)+\omega_0 f}) + O(2^{3(1-f)+\omega_0 f} n^{2+f-(3-\omega_0)f^2}) + O(2^{2-2f} n^{2-2f^2})F(2^{1+f} n^{f^2}). \end{aligned} \quad (12)$$

Going an additional k steps down, and letting $\alpha_f = 3(1-f) + \omega_0 f$ and $S_k = \sum_{i=1}^k f^i$ for convenience, we have

$$\begin{aligned} F(n) &= O(n^{\alpha_f}) + \sum_{j=0}^k O(2^{2j+\alpha_f+(1-(3-\omega_0)f)S_j} n^{2+f^{j+1}-(3-\omega_0)f^{j+2}}) \\ &\quad + O(2^{2(k+1)-2S_{k+1}} n^{2-2f^{k+2}})F(2^{1+S_{k+1}} n^{f^{k+2}}). \end{aligned} \quad (13)$$

Each term in this sum represents the number of flops required to handle block multiplications on problems of size $2^{1+S_j} n^{f^{j+1}}$. Note that $k = 0$ recovers (12).

To simplify this expression, we note that

$$2 + f^{j+2} - (3 - \omega_0)f^{j+3} = [2 + f^{j+1} - (3 - \omega_0)f^{j+2}] - [f^{j+1}(1-f)(1 - (3 - \omega_0)f)] \quad (14)$$

where $f^{j+1}(1-f)(1-(3-\omega_0)f) > 0$ since $0 < f < 1$. In other words, the powers of n in the sum of (13) are decreasing in j . At the same time, treating f as a constant so that $2^{S_j} = O(1)$, the corresponding powers of two satisfy

$$2^{2j+\alpha_f+(1-(3-\omega_0)f)S_j} = O(4^j). \quad (15)$$

Together, these observations allow us to bound (13) as

$$\begin{aligned} F(n) &= O(n^{\alpha_f}) + \sum_{j=0}^k O(4^j n^{2+f-(3-\omega_0)f^2}) + O(2^{2(k+1)-2S_{k+1}} n^{2-2f^{k+2}}) F(2^{1+S_{k+1}} n^{f^{k+2}}) \\ &= O(n^{\alpha_f}) + O(4^k n^{2+f-(3-\omega_0)f^2}) + O(2^{2(k+1)-2S_{k+1}} n^{2-2f^{k+2}}) F(2^{1+S_{k+1}} n^{f^{k+2}}). \end{aligned} \quad (16)$$

Assuming that Algorithm 3 defaults to direct diagonalization after $k+1$ recursive steps, equivalently that $2^{1+S_{k+1}} n^{f^{k+2}} \leq n_{\text{threshold}}$, we have

$$F(2^{1+S_{k+1}} n^{f^{k+2}}) \lesssim O(n_{\text{threshold}}^3) = O(1) \quad (17)$$

which implies a final, non-recursive bound

$$\begin{aligned} F(n) &= O(n^{\alpha_f}) + O(4^k n^{2+f-(3-\omega_0)f^2}) + O(2^{2(k+1)-2S_{k+1}} n^{2-2f^{k+2}}) \\ &= O(n^{\alpha_f}) + O(4^k n^{2+f-(3-\omega_0)f^2}). \end{aligned} \quad (18)$$

One question remains: how large must k be to guarantee $2^{1+S_{k+1}} n^{f^{k+2}} \leq n_{\text{threshold}}$? We note the following:

$$\begin{aligned} 2^{1+S_{k+1}} n^{f^{k+2}} \leq n_{\text{threshold}} &\iff \sum_{i=0}^{k+1} f^i + \log_2(n) f^{k+2} \leq \log_2(n_{\text{threshold}}) \\ &\iff \frac{1-f^{k+2}}{1-f} + \log_2(n) f^{k+2} \leq \log_2(n_{\text{threshold}}) \\ &\iff f^{k+2} [(1-f) \log_2(n) - 1] \leq (1-f) \log_2(n_{\text{threshold}}) - 1. \end{aligned} \quad (19)$$

Since our restriction on f and $n_{\text{threshold}}$ ensures that both $(1-f) \log_2(n) - 1$ and $(1-f) \log_2(n_{\text{threshold}}) - 1$ are positive, (19) is equivalent to

$$f^{k+2} \leq \frac{(1-f) \log_2(n_{\text{threshold}}) - 1}{(1-f) \log_2(n) - 1}. \quad (20)$$

Hence, it is sufficient to take

$$k \geq \frac{\log_2((1-f) \log_2(n) - 1) - \log_2((1-f) \log_2(n_{\text{threshold}}) - 1)}{\log_2(1/f)} - 2, \quad (21)$$

meaning we can assume k is at most $\frac{\log_2((1-f) \log_2(n))}{\log_2(1/f)}$ plus a constant. We can now bound 4^k asymptotically as

$$4^k \lesssim \left(2^{\log_2((1-f) \log_2(n))} \right)^{2/\log_2(1/f)} = [(1-f) \log_2(n)]^{2/\log_2(1/f)}. \quad (22)$$

In other words, 4^k is at most polylogarithmic in n . Since $n^{2+f-(3-\omega_0)f^2}$ is a (constant) power of n smaller than n^{α_f} , specifically

$$\frac{n^{2+f-(3-\omega_0)f^2}}{n^{\alpha_f}} = n^{-(1-f)(1-(3-\omega_0)f)} \quad (23)$$

this suffices to show that $O(4^k n^{2+f-(3-\omega_0)f^2})$ is dominated by $O(n^{\alpha_f})$ as $n \rightarrow \infty$.

Since both Strassen-like matrix multiplication and fast, recursive LUPP (as formulated in Algorithm

6) attain communication lower bounds for their respective operations, extending this analysis to $W(n)$ is straightforward. In particular, the communication cost associated with a single $2b \times 2b$ matrix multiplication or a call to Algrotihm 6 is $\Theta(\frac{b^{\omega_0}}{M^{\omega_0/2-1}}) = \Theta(\frac{n^f \omega_0}{M^{\omega_0/2-1}})$ (see [7] for the details). This implies a communication analog of (10):

$$W(n) = O\left(\frac{n^{3(1-f)+\omega_0 f}}{M^{\omega_0/2-1}}\right) + O(n^{2-2f})W(2n^f). \quad (24)$$

We can now simply repeat the argument given above, noting that the base case can be handled entirely in fast memory since $n_{\text{threshold}} \leq \sqrt{M/2}$. \square

In essence, Theorem 3 implies that Algorithm 3 can reach near-optimal complexity, both in terms of arithmetic and sequential communication costs. It should be noted that the constants suppressed in these bounds are dependent on both f and the fast matrix multiplication routine used. In particular, note that to apply (15) we absorbed a constant with exponential dependence on $(1-f)^{-1}$. In this sense, the algorithm is “galactic.”

Remark 3 Note that if QRCP replaces LUPP in Algorithm 3 then lines 11-13 require $O((2b)^3) = O(n^{3f})$ flops and (9) becomes $O(n^{3(1-f)+\omega_0 f} + n^{2+f})$, which grows to $O(n^3)$ as $f \rightarrow 1$. In this way, QRCP prevents recursive Jacobi from reaching optimal complexity. Indeed, like the non-recursive blocked algorithm, $n^{3(1-f)+\omega_0 f} + n^{2+f}$ is always at least $n^{2.5}$.

4.2 Variations and Potential Accelerations

The relegation to near-optimal complexity in Theorem 3 is a consequence of the condition $(1-f)^{-1} < \log_2(n_{\text{threshold}})$, which places a restriction on how far we can reduce $3(1-f) + \omega_0 f$. When $n_{\text{threshold}}$ is relatively small, which recall depends on the available fast memory M , this may be fairly limiting. In practice, it can be relaxed by allowing f to vary through the recursion – for example by taking a sequence of log block sizes $f_1 \geq f_2 \geq \dots$, where at recursive step i (with $i = 1$ corresponding to the highest level) the algorithm works with f_i but passes f_{i+1} in its recursive calls. Setting $f_i = f$ for all i recovers Algorithm 3.

Repeating the analysis above, and reusing the notation $\alpha_f = 3(1-f) + \omega_0 f$, we can easily compute the arithmetic complexity $F(n)$ for such a formulation of recursive Jacobi:

$$\begin{aligned} F(n) &= O(n^{3(1-f_1)+\omega_0 f_1}) + O(n^{2-2f_1})F(2n^{f_1}) \\ &= O(n^{\alpha_{f_1}}) + O(2^{3(1-f_2)+\omega_0 f_2} n^{2+f_1-(3-\omega_0)f_1 f_2}) + O(2^{2-2f_2} n^{2-2f_1 f_2})F(2^{1+f_2} n^{f_1 f_2}) \\ &= O(n^{\alpha_{f_1}}) + \sum_{j=0}^k O(2^{2j+\alpha_{f_{j+2}}+(1-(3-\omega_0)f_{j+2})S'_{j+1}} \cdot n^{2+\prod_{i=1}^{j+1} f_i-(3-\omega_0)\prod_{i=1}^{j+2} f_i}) \\ &\quad + O(2^{2(k+1)-2S'_{k+2}} \cdot n^{2-2\prod_{i=1}^{k+2} f_i})F(2^{1+S'_{k+2}} \cdot n^{\prod_{i=1}^{k+2} f_i}). \end{aligned} \quad (25)$$

Here, $S'_i = \sum_{j=0}^{i-2} \prod_{l=1}^{i-j} f_l$ with $S'_1 = 0$ (to be compared with S_i from (13)). Since we can again bound the powers of two in this sum by $O(4^j)$,⁶ the same argument used to prove Theorem 3 will go through here, and imply $F(n) = O(n^{3(1-f_1)+\omega_0 f_1})$, provided the following hold:

1. The powers of n in the sum (25) are decreasing in j .
2. We reach $n_{\text{threshold}}$ after roughly $O(\log(\log(n)))$ recursive steps.

Item one is guaranteed provided

$$f_{i+1} > 1 - \frac{1-f_i}{(3-\omega_0)f_i}, \quad (26)$$

⁶Note in particular that $S'_i \leq -1 + \sum_{j=0}^{i-1} f_1^j \leq -1 + \frac{1}{1-f_1}$ for all $i > 1$ since the f_i 's are decreasing.

equivalently as long as the log block size does not shrink too aggressively. The latter, meanwhile, can be accomplished by fixing f_i after a constant number of recursive steps. If, for example, $f_i = f$ for $i \geq p$ and $(1-f)^{-1} < \log_2(n_{\text{threshold}})$, the same argument made in the proof of Theorem 3 will imply $2^{1+S'_{k+2}} \cdot n^{\prod_{i=1}^{k+2} f_i} \leq n_{\text{threshold}}$ for $k - p \lesssim \log_2(\log_2(n))$ if n is sufficiently large – that is, large enough for the problem size to have decreased through the first $p - 1$ recursive steps.

This is of course the same restriction as in Theorem 3, only now it applies a few steps into the recursion instead of immediately. While this will propagate to a lower bound on $1 - f_1$ via (26), we can simply increase p to compensate (the tradeoff being an even larger constant hidden by the big-O). As in the proof of Theorem 3, we can repeat this argument with (24) to similarly remove the restriction on f from the communication bound.

Of course, f is not the only aspect of recursive Jacobi that can be adjusted dynamically. Another option is the characterization of “small enough” in line 19. That is, we may choose to be more/less strict with the requirement for convergence depending on the problem size and recursion level. In practice, different choices for the log block size and convergence criteria will impact performance. We explore this empirically in Section 7 and Appendix B but leave rigorous tuning (e.g., [12]) to future work.

5 Jacobi SVD

As mentioned in Section 1, Jacobi’s method can be used to compute the SVD of an arbitrary matrix $\mathbf{G} \in \mathbb{R}^{m \times n}$. Indeed, Jacobi-based algorithms are included in the LAPACK SVD drivers as `xGEJSV` and `xGESVJ`, with details in [25, 26]. These algorithms are popular for the same reasons as standard Jacobi: they can be implemented efficiently, and retain its accuracy advantages, i.e. the ability to compute small singular values to high relative accuracy [16, 17]. Accordingly, we dedicate this section to discussing Jacobi SVD algorithms and their associated arithmetic/communication complexities. For simplicity, we assume throughout that $m \geq n$.

The key insight here is that the SVD of \mathbf{G} can be obtained from a diagonalization of $\mathbf{G}^T \mathbf{G}$, recalling that the right eigenvectors of $\mathbf{G}^T \mathbf{G}$ are right *singular* vectors of \mathbf{G} . That is, if $\mathbf{G}^T \mathbf{G} = \mathbf{V} \mathbf{D} \mathbf{V}^T$ for an orthogonal matrix \mathbf{V} and diagonal matrix \mathbf{D} , then $\mathbf{G} \mathbf{V} = \mathbf{U} \mathbf{\Sigma}$ for the SVD $\mathbf{G} = \mathbf{U} \mathbf{\Sigma} \mathbf{V}^T$. Intuitively, Jacobi-based SVD algorithms obtain \mathbf{V} by applying Jacobi’s method (classical, blocked, or recursive) to $\mathbf{G}^T \mathbf{G}$. In general, this is done without forming the Gram matrix explicitly. Instead, submatrices of $\mathbf{G}^T \mathbf{G}$, which can again be 2×2 or $2b \times 2b$ and may be handled in a cyclic/random/dynamic order, are computed “on-the-fly” from (block) columns of \mathbf{G} . The input matrix \mathbf{G} is then transformed to $\mathbf{U} \mathbf{\Sigma}$ by applying the corresponding rotation matrices on the right *only*. Accordingly, this method for computing the SVD is often referred to as “one-sided Jacobi,” which we present here as Algorithm 4. Note that this routine can be built on top of any version of Jacobi from the preceding sections.

Running Jacobi implicitly on $\mathbf{G}^T \mathbf{G}$ is key to the numerical stability of Algorithm 4. In particular, forming the Gram matrix $\mathbf{G}^T \mathbf{G}$ squares the condition number (since $\kappa_2(\mathbf{G}^T \mathbf{G}) = \kappa_2(\mathbf{G})^2$), which can significantly impact the accuracy of the smaller singular values of \mathbf{G} [16, 25]. Since the popularity of Jacobi-based SVD algorithms is rooted in their ability to compute these singular values to higher precision, avoiding this potential instability is critical. Practical considerations are also a concern, as storing and manipulating an $n \times n$ Gram matrix may present a computational/memory bottleneck in large-scale calculations [3], though this of course may arise anyways if b is a significant fraction of n .

The name “one-sided-Jacobi” further distinguishes Algorithm 4 from an alternative “two-sided scaling” approach, in which Jacobi is modified to (1) take a nonsymmetric (and potentially rectangular) input matrix and (2) compute an SVD of each subproblem instead of a diagonalization – e.g., in line 7 of Algorithm 1/Algorithm 2 or the base case of Algorithm 3. Although “two-sided scaling” can improve accuracy [45], we focus on the one-sided version for two reasons. First, it is the more commonly used Jacobi-based SVD algorithm. Second, since the “two-sided scaling” approach does not significantly change the structure of Jacobi – save doubling its memory footprint to allow for left *and* right transformations – the complexity analysis from the previous sections carries over directly.

Algorithm 4 One-Sided Jacobi SVD

Require: $\mathbf{G} \in \mathbb{R}^{m \times n}$ with $m \geq n$ and columns partitioned as follows (for b that divides n):

$$\mathbf{G}(:, I) = \mathbf{G}(:, (I-1)b+1 : Ib) \quad \text{for } 1 \leq I \leq n/b.$$

Ensure: On output, $\mathbf{G} = \mathbf{U}\mathbf{\Sigma}\mathbf{V}^T$ is an approximate (reduced) singular value decomposition of \mathbf{G} , with $\mathbf{U} \in \mathbb{R}^{m \times n}$ and $\mathbf{\Sigma}, \mathbf{V} \in \mathbb{R}^{n \times n}$.

```

1: function [ $\mathbf{U}, \mathbf{\Sigma}, \mathbf{V}$ ] = JACOBI_SVD( $\mathbf{G}$ )
2:   If singular vectors are requested,  $\mathbf{V} = \mathbf{I}_n$ 
3:   repeat
4:     for all  $1 \leq I < J \leq n/b$  in some order, do
5:        $\hat{\mathbf{A}} = \mathbf{G}(:, [I, J])^T \mathbf{G}(:, [I, J])$   $\triangleright \hat{\mathbf{A}}$  is a  $2b \times 2b$  submatrix of  $\mathbf{G}^T \mathbf{G}$  formed on the fly
6:       if  $\hat{\mathbf{A}}$  is far enough from diagonal then
7:          $\hat{\mathbf{A}} = \hat{\mathbf{V}} \hat{\mathbf{D}} \hat{\mathbf{V}}^T$  is an eigendecomposition of  $\hat{\mathbf{A}}$   $\triangleright$  e.g., obtained from Algorithms 1,2, or 3
8:          $\hat{\mathbf{V}}_1 = \hat{\mathbf{V}}(1:b, 1:2b)$ 
9:          $[\mathbf{P}, \sim, \sim] = \text{RECURSIVE\_LUPP}(\hat{\mathbf{V}}_1^T)$   $\left. \vphantom{\begin{matrix} \mathbf{P}, \sim, \sim \\ \hat{\mathbf{V}} = \hat{\mathbf{V}} \mathbf{P}^T \end{matrix}} \right\}$  Optional
10:         $\hat{\mathbf{V}} = \hat{\mathbf{V}} \mathbf{P}^T$ 
11:        Multiply block columns  $I$  and  $J$  of  $\mathbf{G}$  by  $\hat{\mathbf{V}}$ 
12:        If singular vectors are requested, multiply block columns  $I$  and  $J$  of  $\mathbf{V}$  by  $\hat{\mathbf{V}}$ 
13:      end if
14:    end for
15:    until the columns of  $\mathbf{G}$  are nearly orthogonal
16:     $\mathbf{\Sigma} = \text{diag}(\|\mathbf{G}(:, 1)\|_2, \dots, \|\mathbf{G}(:, n)\|_2)$ 
17:    If singular vectors are requested,  $\mathbf{U} = \mathbf{G}\mathbf{\Sigma}^\dagger$ 
18: end function

```

Convergence of one-sided Jacobi SVD follows from convergence of classical/blocked Jacobi, provided a cyclic ordering is used on the blocks of $\mathbf{G}^T \mathbf{G}$ and the optional pivoting step in Algorithm 4 is executed. In practice, convergence is accelerated by first computing a QR factorization of \mathbf{G} and running Jacobi implicitly on the Gram matrix of the corresponding R-factor (or its transpose). The high-level outlines is as follows:

1. Pre-process: $\mathbf{G}\mathbf{P} = \mathbf{Q} \begin{pmatrix} \mathbf{R} \\ 0 \end{pmatrix}$
2. Call Jacobi SVD: $[\hat{\mathbf{V}}, \mathbf{\Sigma}, \hat{\mathbf{U}}] = \text{Jacobi_SVD}(\mathbf{R}^T)$
3. Assemble: $\mathbf{U} = \mathbf{Q} \begin{pmatrix} \hat{\mathbf{U}} \\ 0 \end{pmatrix}$ and $\mathbf{V} = \mathbf{P}\hat{\mathbf{V}}$

The goal here is to both cut down the size of the problem, particularly when the input is tall, and run Jacobi on a matrix that is closer to diagonal than $\mathbf{G}^T \mathbf{G}$. To guarantee the latter, the QR factorization must be computed with column pivoting, which, as discussed at length in Section 3, will present a computational/communication bottleneck. Further justification for the details of this approach, particularly the choice to run Jacobi SVD on \mathbf{R}^T instead of \mathbf{R} , are discussed in [25]. Note also that this heuristic can be applied within Algorithm 4 itself, where we might compute a QR factorization of $\mathbf{G}(:, [I, J])$ and form $\hat{\mathbf{A}}$ from its R-factor, which can be done stably and in a communication-optimal fashion [19].

We are now ready to state arithmetic/communication complexity bounds for Algorithm 4. We start with a fairly straightforward flop count. The main addition here over standard Jacobi is the cost of forming each $2b \times 2b$ submatrix of $\mathbf{G}^T \mathbf{G}$, which – like the subsequent block multiplications in lines 11 and 12 – can be done as $\lceil \frac{m}{2b} \rceil$ square $2b \times 2b$ multiplications.

Proposition 3 Let $F(m, n)$ denote the arithmetic complexity of Algorithm 4 under the following conditions:

1. $O(n^{\omega_0})$ matrix multiplication is used.
2. The method used to diagonalize $\hat{\mathbf{A}}$ in line 7 requires $G(n)$ flops when applied to an $n \times n$ symmetric matrix.
3. The loop in lines 3-15 is executed at most $O(1)$ times.

Then $F(m, n) = O(mn^2b^{\omega_0-3} + \lceil \frac{n}{b} \rceil^2 G(2b))$.

Proof: For each pair $I < J$ in a sweep of Algorithm 4, we note the following steps and their associated arithmetic costs:

- Forming $\hat{\mathbf{A}}$ (line 5) – $\Theta(mb^{\omega_0-1})$ flops.
- The subsequent diagonalization (line 7) – $G(2b)$ flops.
- the optional pivoting step (lines 8-10) – $O((2b)^{\omega_0})$ flops
- The final block multiplications (lines 11-12) – $\Theta(mb^{\omega_0-1})$ flops.

Since there are $\Theta(\lceil \frac{n}{b} \rceil^2)$ pairs (I, J) in total, the complexity of one sweep of Algorithm 4 is

$$O\left(\left\lceil \frac{n}{b} \right\rceil^2 (mb^{\omega_0-1} + G(2b) + (2b)^{\omega_0})\right) = O\left(mn^2b^{\omega_0-3} + \left\lceil \frac{n}{b} \right\rceil^2 G(2b)\right). \quad (27)$$

Assuming $O(1)$ sweeps are executed, and further noting that lines 16 and 17 require only $\Theta(mn)$ flops, we conclude that $F(m, n)$ is equal to (27). \square

This result is immediately compatible with the complexities derived in the preceding sections (i.e., when Algorithms 1, 2, or 3 are used in line 7). In fact, it implies that versions of one-sided Jacobi built on top of these algorithms can be formulated to attain similar arithmetic complexities. In the recursive setting, this requires taking $b = n^f$, in which case $mn^2b^{\omega_0-3} = mn^{3(1-f)+\omega_0 f-1}$, mirroring the leading term from Theorem 3 (indeed equal to it when $m = n$).

We consider next communication complexity. Again, the main addition here is the cost associated with forming each submatrix. Propositions 4 - 6 extend our communication bounds from the previous sections, in particular for increasing block size b .

Proposition 4 Let $W(m, n)$ denote the sequential communication complexity of Algorithm 4 with $b = 1$. Assume that the loop in lines 3-15 is executed at most $O(1)$ times. If M is the size of available fast memory and $\sqrt{M} \leq m < M$, then $W(m, n) = \Omega(m^2n^2/M)$. This lower bound is attainable.

Proof: This follows from the same argument used to prove Theorem 1. In this case, reading in $\Theta(M/m)$ columns of \mathbf{G} allows us to work through an $\Theta(M/m) \times \Theta(M/m)$ block of $\mathbf{G}^T \mathbf{G}$. We can do at most $\Theta(M^2/m)$ flops on this data – i.e., $\Theta(m)$ flops for each of the $\Theta(M^2/m^2)$ currently available off-diagonal entries of $\mathbf{G}^T \mathbf{G}$. Since Proposition 3 implies that a total of $O(mn^2)$ flops are required by Algorithm 4 with $b = 1$, we conclude that $\Omega(mn^2/(M^2/m)) = \Omega(m^2n^2/M^2)$ references are required. Since each of these references corresponds to M reads and writes, we conclude $W(m, n) = \Omega(m^2n^2/M)$. \square

Proposition 5 Let $W(m, n)$ denote the sequential communication complexity of Algorithm 4 under the following conditions:

1. $O(n^{\omega_0})$ matrix multiplication is used.
2. $b = O(\sqrt{M})$ is chosen so that lines 7-10 can take place entirely in fast memory, which has size M .

3. The loop in lines 3-15 is executed at most $O(1)$ times.

Then $W(m, n) = O(mn^2/b)$, and in particular $W(m, n) = O(mn^2/\sqrt{M})$ for $b = \Theta(\sqrt{M})$.

Proof: For each $I < J$, forming $\hat{\mathbf{A}}$ in line 5 requires $\Theta(mb^{\omega_0-1})$ flops. If we do this by allocating $\hat{\mathbf{A}}$ and updating it by (1) reading in each $2b \times 2b$ block of $\mathbf{G}(:, [I, J])$ and (2) adding to $\hat{\mathbf{A}}$ the product of the block and its transpose, we can execute line 5 with computational intensity $(2b)^{\omega_0}/(2b)^2 = (2b)^{\omega_0-2}$. Hence, the communication required to obtain $\hat{\mathbf{A}}$ is $O(mb^{\omega_0-1}/b^{\omega_0-2}) = O(mb)$. In each sweep of Algorithm 4, the cumulative communication attributable to line 5 is therefore $O(\lceil \frac{n}{b} \rceil^2 mb) = O(mn^2/b)$. Since the communication cost of lines 11 and 12 is the same as line 5, and moreover since the diagonalization/optional pivoting in lines 7-10 can be done entirely in fast memory, we conclude $W(m, n) = O(mn^2/b)$ \square

Proposition 6 Let $W(m, n)$ denote the sequential communication complexity of Algorithm 4 under the following conditions:

1. $O(n^{\omega_0})$ matrix multiplication is used.
2. $b > \sqrt{M}/2$ for M the size of available fast memory.
3. The method used to diagonalize $\hat{\mathbf{A}}$ in line 7 has communication cost $U(n)$ when applied to an $n \times n$ symmetric matrix.
4. The loop in lines 3-15 is executed at most $O(1)$ times.

Then $W(m, n) = O\left(\frac{mn^2b^{\omega_0-3}}{M^{\omega_0/2-1}} + \lceil \frac{n}{b} \rceil^2 U(2b)\right)$.

Proof: As in the proof of Theorem 3 we apply the communication bounds from [7], noting that, for $b > \sqrt{M}/2$, neither $2b \times 2b$ matrix multiplication nor the diagonalization in line 7 can take place in fast memory. For each pair $I < J$ in the main loop of Algorithm 4 we have the following communication costs:

- Line 5 (done as $\lceil \frac{m}{2b} \rceil$ square $2b \times 2b$ multiplications): $O(\frac{mb^{\omega_0-1}}{M^{\omega_0/2-1}})$
- Line 7: $U(2b)$
- Lines 9-10: $O(\frac{b^{\omega_0}}{M^{\omega_0/2-1}})$
- Lines 11-12 (again done in $2b \times 2b$ pieces): $O(\frac{mb^{\omega_0-1}}{M^{\omega_0/2-1}})$.

Hence, each sweep of one-sided Jacobi has communication complexity

$$O\left(\lceil \frac{n}{b} \rceil^2 \left(\frac{mb^{\omega_0-1}}{M^{\omega_0/2-1}} + U(2b)\right)\right) = O\left(\frac{mn^2b^{\omega_0-3}}{M^{\omega_0/2-1}} + \lceil \frac{n}{b} \rceil^2 U(2b)\right). \quad (28)$$

Since only $O(1)$ sweeps are executed, and moreover since the communication associated with lines 16 and 17 is negligible compared to (28), we conclude that this is a bound for $W(m, n)$. \square

Note that the bound in Proposition 4 is smaller than that of Proposition 5 only when $m < \sqrt{M}$, in which case no communication is required since \mathbf{G} fits in fast memory (recalling our assumption that $m \geq n$). Like standard Jacobi, Proposition 6 implies that Algorithm 4 can reach (nearly) optimal complexity by allowing the block size b to grow with n , though this requires that the diagonalization in line 7 be done optimally itself (e.g., via recursive Jacobi).

6 Parallel Jacobi

Before proceeding with numerical experiments, we consider one final variant of Jacobi’s method: a parallel version of the blocked algorithm from Section 3. In this setting, we assume access to P processors arranged in a $\sqrt{P} \times \sqrt{P}$ grid. $b \geq 1$ is again the block size, with the input matrix $\mathbf{A} \in \mathbb{R}^{n \times n}$ partitioned as

$$\mathbf{A}_{IJ} = \mathbf{A}((I-1)b+1 : Ib, (J-1)b+1 : Jb) \quad (29)$$

for $1 \leq I, J \leq n/b$. For convenience, we further assume that b divides n so that $N = n/b$ is an integer.

Since Section 3 covered serial block Jacobi and its convergence properties in depth, we focus here on the parallelization details only. In particular, to simplify the pseudocode and subsequent analysis, we drop the optional pivoting step (lines 8-10 of Algorithm 2), even though it is again necessary to guarantee convergence in certain settings. In part, this is a consequence of the reality that partial pivoting is difficult to parallelize (see for example the discussion in [3, Section 3.3.3]). It also reflects the fact that, as we will see, standard row-wise/column-wise cyclic block orderings like those from the previous sections won’t be usable here.

Parallel versions of Jacobi’s method go back decades in the literature [10, 51, 55]. The key insight is that multiple rotations can be done simultaneously provided the corresponding entries/blocks being annihilated are suitably “independent” – e.g., they lie in different (block) rows/columns. We can therefore avoid a serial bottleneck [46] by ensuring that each parallel step works on independent entries/blocks. Of course, to make the most of efficiency gains we’ll also need to make sure that this can be done in a (roughly) load-balanced fashion. For the blocked case specifically, we note the following:

1. If \mathbf{A}_{IJ} and \mathbf{A}_{KL} are two superdiagonal blocks of \mathbf{A} (i.e., $I < J$ and $K < L$) that lie in different rows and columns (so $\{I, J\} \cap \{K, L\} = \emptyset$), then their block Jacobi transformations can be computed independently and applied in parallel. We call such transformations *disjoint*. Blocks like \mathbf{A}_{IK} , which might require updating by both transformations, require (matrix) multiplication by one transformation on the left and by the other on the right. Hence, they can be updated in any order.
2. There are a total of $N(N-1)/2$ pairs (I, J) with $1 \leq I < J \leq N$. We can partition these block indices into N groups, each of size around $N/2$, such that each group contains pairwise disjoint pairs (equivalently, at most one block in each row or column). For example, when $N = 8$, we can group the superdiagonal blocks into 8 groups of size 3 or 4 as follows. Here, superdiagonal blocks are labeled by their group number:

$$\begin{bmatrix} * & 7 & 6 & 5 & 4 & 3 & 2 & 1 \\ & * & 5 & 4 & 3 & 2 & 1 & 8 \\ & & * & 3 & 2 & 1 & 8 & 7 \\ & & & * & 1 & 8 & 7 & 6 \\ & & & & * & 7 & 6 & 5 \\ & & & & & * & 5 & 4 \\ & & & & & & * & 3 \\ & & & & & & & * \end{bmatrix} \quad (30)$$

3. Since each of these groups consists of one or two diagonals, it is easy to see that their transformations are pairwise disjoint. We illustrate this below with group one, where we now label the four members of the group with different numbers and use them to indicate which blocks of \mathbf{A} their corresponding transformations are applied to. For example, the label “12” means that transformation 1 is applied on the left and transformation 2 on the right (while the label **3** means transformation 3 is applied on both the left and right). If eigenvectors are requested, then the transformations are also applied on

the right of a cumulative rotation matrix \mathbf{Q} .

$$\begin{bmatrix} \mathbf{4} & 43 & 42 & 41 & 41 & 42 & 43 & \mathbf{4} \\ & \mathbf{3} & 32 & 31 & 31 & 32 & \mathbf{3} & 34 \\ & & \mathbf{2} & 21 & 21 & \mathbf{2} & 23 & 24 \\ & & & \mathbf{1} & \mathbf{1} & 12 & 13 & 14 \\ & & & & \mathbf{1} & 12 & 13 & 14 \\ & & & & & \mathbf{2} & 23 & 24 \\ & & & & & & \mathbf{3} & 34 \\ & & & & & & & \mathbf{4} \end{bmatrix} \quad (31)$$

4. If the blocks are all assigned to different processors (arranged in an 8×8 processor grid in this case) then the work represented by (31) is load balanced. This is approximately true for the other groups in (30), even though they do not necessarily update all block rows/columns from the left and right. For example, group two does not update blocks (4,4), (4,8) and (8,8) (missing updates are indicated by “-”):

$$\begin{bmatrix} \mathbf{3} & 32 & 31 & 3_- & 31 & 32 & \mathbf{3} & 3_- \\ & \mathbf{2} & 21 & 2_- & 21 & \mathbf{2} & 23 & 2_- \\ & & \mathbf{1} & 1_- & \mathbf{1} & 12 & 13 & 1_- \\ & & & -- & \mathbf{1} & 12 & 13 & 1_- \\ & & & & & \mathbf{2} & 23 & 2_- \\ & & & & & & \mathbf{3} & 3_- \\ & & & & & & & -- \end{bmatrix} \quad (32)$$

These cases, while not perfectly load balanced, are good enough for our purposes. Hence, we take $b = n/\sqrt{P}$ throughout, which, again, is assumed to be an integer for simplicity.

5. As suggested by the above examples, we can technically store \mathbf{A} using only half of the processors in the grid by keeping only its upper triangle. Nevertheless, we need all P processors to store/update the eigenvector matrix \mathbf{Q} (assuming it is blocked in the same way as \mathbf{A}) as it is nonsymmetric in general. For this reason, and since it would change our subsequent complexity bounds by only a constant factor, we work with the full matrix \mathbf{A} over the entire processor grid.

Algorithm 5 presents a parallel version of block Jacobi based on these observations. Since the pseudocode is already fairly long, it applies only one sweep to \mathbf{A} . Executing the full algorithm will therefore require repeatedly calling this routine and monitoring progress towards convergence. The latter may require some care if, for example, $\Xi(\mathbf{A})$ is to be computed over the distributed processor grid.

One of the inputs of Algorithm 5 is a list L of \sqrt{P} sets, each of which collects the indices of superdiagonal blocks that can be zeroed out in parallel. For the above example, L contains eight such groups:

$$\begin{aligned} L = & (\{(4, 5), (3, 6), (2, 7), (1, 8)\}, \{(3, 5), (2, 6), (1, 7)\}, \{(3, 4), (2, 5), (1, 6), (7, 8)\}, \\ & \{(2, 4), (1, 5), (6, 8)\}, \{(2, 3), (1, 4), (6, 7), (5, 8)\}, \{(1, 3), (5, 7), (4, 8)\}, \\ & \{(1, 2), (5, 6), (4, 7), (3, 8)\}, \{(4, 6), (3, 7), (2, 8)\}). \end{aligned} \quad (33)$$

A sweep of block Jacobi is executed by working through this list (i.e., the outer loop in lines 3-85), at each step computing and applying the corresponding block rotations in parallel. This requires fairly intricate case work (lines 5-24), as each processor must determine how it interacts with the rotations as well as the other processors in the network. For each group in L , there are a total of seven distinct (though not mutually exclusive) cases that processor (I, J) can be assigned. Note that each processor applying a rotation on both the left and right will be assigned two cases – one of 4/5 and one of 6/7, with the combination depending on its location in the grid.

Algorithm 5 Parallel Block Jacobi for the Symmetric Eigenproblem

Require: P processors arranged in a $\sqrt{P} \times \sqrt{P}$ grid and symmetric $\mathbf{A} \in \mathbb{R}^{n \times n}$ partitioned as follows for $b = n/\sqrt{P}$, which is assumed to be an integer:

$$\mathbf{A}_{IJ} = \mathbf{A}((I-1)b+1 : Ib, (J-1)b+1 : Jb) \quad \text{for } 1 \leq I, J \leq \sqrt{P}.$$

The subblock \mathbf{A}_{IJ} is owned by processor (I, J) . $L(1 : \sqrt{P})$ lists \sqrt{P} groups of pairwise disjoint (I, J) with $1 \leq I < J \leq \sqrt{P}$. If eigenvectors are requested, $\mathbf{Q} \in \mathbb{R}^{n \times n}$ is initialized as the identity and partitioned as \mathbf{A} , with \mathbf{Q}_{IJ} again owned by processor (I, J) .

Ensure: On output, one sweep of block Jacobi has been applied to \mathbf{A} with corresponding (cumulative) rotation matrix \mathbf{Q} .

```

1: function  $[\mathbf{Q}, \mathbf{A}] = \text{PARALLEL\_BLOCK\_JACOBI}(\mathbf{A})$ 
2:    $(I, J) = \text{MYPROCID}()$ 
3:   for  $g = 1$  to  $\sqrt{P}$  do                                ▷ For each group in  $L$ , decide how processor  $(I, J)$  participates
4:      $\text{info} = []$                                            ▷ Casework data (containing case numbers and reference indices)
5:     if  $(I, J) \in L(g)$  or  $(J, I) \in L(g)$  then
6:        $\text{info} = [1, I, I]$                                 ▷ Case 1:  $\mathbf{A}_{IJ}$  and  $\mathbf{A}_{JI}$  to be zeroed out
7:     else if  $I = J$  and  $(I, J') \in L(g)$  for some  $J'$  then
8:        $\text{info} = [2, 0, J']$                                 ▷ Case 2: Left diagonal processor of block being zeroed out
9:     else if  $I = J$  and  $(I', J) \in L(g)$  for some  $I'$  then
10:       $\text{info} = [3, I', 0]$                                 ▷ Case 3: Lower diagonal processor of block being zeroed out
11:     else
12:       if  $J = \min(I', J')$  for some  $(I', J') \in L(g)$  then
13:          $\text{info} = [\text{info}; 4, I', J']$                     ▷ Case 4: Other processor in left column doing an update
14:       end if
15:       if  $J = \max(I', J')$  for some  $(I', J') \in L(g)$  then
16:          $\text{info} = [\text{info}; 5, I', J']$                     ▷ Case 5: Other processor in right column doing an update
17:       end if
18:       if  $I = \min(I', J')$  for some  $(I', J') \in L(g)$  then
19:          $\text{info} = [\text{info}; 6, I', J']$                     ▷ Case 6: Other processor in upper row doing an update
20:       end if
21:       if  $I = \max(I', J')$  for some  $(I', J') \in L(g)$  then
22:          $\text{info} = [\text{info}; 7, I', J']$                     ▷ Case 7: Other processor in lower row doing an update
23:       end if
24:     end if
25:     for  $k = 1$  to  $\text{length}(\text{info})$  do
26:        $[\text{Case}, I', J'] = \text{info}(k, :)$ 
27:       if  $\text{Case} = 2$  then Send  $\mathbf{A}_{II}$  to  $\text{Proc}(I, J')$ 
28:       else if  $\text{Case} = 3$  then Send  $\mathbf{A}_{JJ}$  to  $\text{Proc}(I', J)$ 
29:       else if  $\text{Case} = 1$  and  $I < J$  then
30:         Receive  $\mathbf{A}_{II}$  from  $\text{Proc}(I, I)$  and  $\mathbf{A}_{JJ}$  from  $\text{Proc}(J, J)$ 
31:          $\begin{pmatrix} \mathbf{A}_{II} & \mathbf{A}_{IJ} \\ \mathbf{A}_{IJ}^T & \mathbf{A}_{JJ} \end{pmatrix} = \mathbf{V}\mathbf{D}\mathbf{V}^T$           ▷ (Approximately) solve  $2b \times 2b$  symmetric eigenproblem
32:          $\mathbf{V} = \begin{pmatrix} \mathbf{V}_{11} & \mathbf{V}_{12} \\ \mathbf{V}_{21} & \mathbf{V}_{22} \end{pmatrix}; \quad \mathbf{D} = \begin{pmatrix} \mathbf{D}_{11} & \mathbf{D}_{12} \\ \mathbf{D}_{21} & \mathbf{D}_{22} \end{pmatrix}$           ▷ Break  $\mathbf{V}$  and  $\mathbf{D}$  into  $b \times b$  subblocks
33:         Send  $[\mathbf{V}_{11}; \mathbf{V}_{21}]$  and  $\mathbf{D}_{11}$  to  $\text{Proc}(I, I)$ 
34:         Send  $[\mathbf{V}_{12}; \mathbf{V}_{22}]$  and  $\mathbf{D}_{22}$  to  $\text{Proc}(J, J)$ 
35:         Send  $[\mathbf{V}_{11}; \mathbf{V}_{21}]$ ,  $\mathbf{V}_{22}$ , and  $\mathbf{D}_{21}$  to  $\text{Proc}(J, I)$ 
36:          $\mathbf{A}_{IJ} = \mathbf{D}_{12}$ 
37:       end if

```

▷ Continued on next page →

```

38:    if Case = 2 then
39:        Receive  $[\mathbf{V}_{11}; \mathbf{V}_{21}]$  and  $\mathbf{D}_{11}$  from Proc( $I, J'$ )
40:         $\mathbf{A}_{II} = \mathbf{D}_{11}$ 
41:        Broadcast  $[\mathbf{V}_{11}; \mathbf{V}_{21}]$  to Proc( $I, K$ ) for  $K \neq I, J'$   $\triangleright$  Send to upper processor row
42:        Broadcast  $[\mathbf{V}_{11}; \mathbf{V}_{21}]$  to Proc( $K, I$ ) for  $K \neq I, J'$   $\triangleright$  Send to left processor column
43:    else if Case = 3 then
44:        Receive  $[\mathbf{V}_{12}; \mathbf{V}_{22}]$  and  $\mathbf{D}_{22}$  from Proc( $I', J$ )
45:         $\mathbf{A}_{JJ} = \mathbf{D}_{22}$ 
46:        Broadcast  $[\mathbf{V}_{12}; \mathbf{V}_{22}]$  to Proc( $J, K$ ) for  $K \neq J, I'$   $\triangleright$  Send to lower processor row
47:        Broadcast  $[\mathbf{V}_{12}; \mathbf{V}_{22}]$  to Proc( $K, J$ ) for  $K \neq J, I'$   $\triangleright$  Send to right processor column
48:    else if Case = 1 and  $J < I$  then
49:        Receive  $[\mathbf{V}_{11}; \mathbf{V}_{21}]$ ,  $\mathbf{V}_{22}$ , and  $\mathbf{D}_{21}$  from Proc( $J, I$ )
50:         $\mathbf{A}_{IJ} = \mathbf{D}_{21}$ 
51:    end if
52:    if Case = 4 then  $\triangleright$  Exchange block columns of  $\mathbf{A}$  and update local block of  $\mathbf{A}$ 
53:        Receive  $[\mathbf{V}_{11}, \mathbf{V}_{21}]$  from Proc( $J, J$ )
54:        Send  $\mathbf{A}_{IJ}$  to Proc( $I, J'$ )
55:        Receive  $\mathbf{A}_{IJ'}$  from Proc( $I, J'$ )
56:         $\mathbf{A}_{IJ} = \mathbf{A}_{IJ} \cdot \mathbf{V}_{11} + \mathbf{A}_{IJ'} \cdot \mathbf{V}_{21}$ 
57:    else if Case = 5 then  $\triangleright$  Exchange block columns of  $\mathbf{A}$  and update local block of  $\mathbf{A}$ 
58:        Receive  $[\mathbf{V}_{12}, \mathbf{V}_{22}]$  from Proc( $J, J$ )
59:        Receive  $\mathbf{A}_{II'}$  from Proc( $I, I'$ )
60:        Send  $\mathbf{A}_{IJ}$  to Proc( $I, I'$ )
61:         $\mathbf{A}_{IJ} = \mathbf{A}_{II'} \cdot \mathbf{V}_{12} + \mathbf{A}_{IJ} \cdot \mathbf{V}_{22}$ 
62:    else if Case = 6 then  $\triangleright$  Exchange block rows of  $\mathbf{A}$  and update local block of  $\mathbf{A}$ 
63:        Receive  $[\mathbf{V}_{11}, \mathbf{V}_{21}]$  from Proc( $I, I$ )
64:        Send  $\mathbf{A}_{IJ}$  to Proc( $J', J$ )
65:        Receive  $\mathbf{A}_{J'J}$  from Proc( $J', J$ )
66:         $\mathbf{A}_{IJ} = \mathbf{V}_{11}^T \cdot \mathbf{A}_{IJ} + \mathbf{V}_{21}^T \cdot \mathbf{A}_{J'J}$ 
67:    else if Case=7 then  $\triangleright$  Exchange block rows of  $\mathbf{A}$  and update local block of  $\mathbf{A}$ 
68:        Receive  $[\mathbf{V}_{12}, \mathbf{V}_{22}]$  from Proc( $I, I$ )
69:        Receive  $\mathbf{A}_{I'J}$  from Proc( $I', J$ )
70:        Send  $\mathbf{A}_{IJ}$  to Proc( $I', J$ )
71:         $\mathbf{A}_{IJ} = \mathbf{V}_{12}^T \cdot \mathbf{A}_{I'J} + \mathbf{V}_{22}^T \cdot \mathbf{A}_{IJ}$ 
72:    end if
73:    if Eigenvectors are requested then  $\triangleright$  Update  $\mathbf{Q}$ 
74:        if Case = 4 or Case = 2 or (Case = 1 and  $I > J$ ) then
75:            Send  $\mathbf{Q}_{IJ}$  to Proc( $I, J'$ )
76:            Receive  $\mathbf{Q}_{IJ'}$  from Proc( $I, J'$ )  $\triangleright$  Exchange columns of  $\mathbf{Q}$ , update local block of  $\mathbf{Q}$ 
77:             $\mathbf{Q}_{IJ} = \mathbf{Q}_{IJ} \cdot \mathbf{V}_{11} + \mathbf{Q}_{IJ'} \cdot \mathbf{V}_{21}$ 
78:        else if Case = 5 or Case = 3 or (Case = 1 and  $I < J$ ) then
79:            Receive  $\mathbf{Q}_{II'}$  from Proc( $I, I'$ )
80:            Send  $\mathbf{Q}_{IJ}$  to Proc( $I, I'$ )  $\triangleright$  Exchange columns of  $\mathbf{Q}$ , update local block of  $\mathbf{Q}$ 
81:             $\mathbf{Q}_{IJ} = \mathbf{Q}_{II'} \cdot \mathbf{V}_{12} + \mathbf{Q}_{IJ} \cdot \mathbf{V}_{22}$ 
82:        end if
83:    end if
84: end for
85: end for
86: end function

```

Case	State of processor (I, J)
1	Contains a block to be zeroed out – will (approximately) diagonalize a $2b \times 2b$ matrix if $I < J$.
2	Lies on the diagonal of the processor grid and to the left of a superdiagonal block being zeroed out (will broadcast pieces of the corresponding rotation matrix to block row/column I).
3	Lies on the diagonal of the grid and below a superdiagonal block being zeroed out (will broadcast pieces of the corresponding rotation matrix to block row/column J).
4	Will apply a rotation on the right, exchange blocks with a rightward processor in the same row.
5	Will apply a rotation on the right, exchange blocks with a leftward processor in the same row.
6	Will apply a rotation on the left, exchange blocks with a lower processor in the same column.
7	Will apply a rotation on the left, exchange blocks with an upper processor in the same column.

To keep track of this information, each processor updates a book-keeping array “info,” which records both the case number(s) and the indices of processors to be communicated with. For group two of the above example, again handled by an 8×8 processor grid, the casework labels apply as follows. Here, superdiagonal processors whose indices belong to group two are highlighted in blue, while those without a label do not participate in the computation (compare with (32)).

$$\begin{bmatrix}
 2 & 4/6 & 4/6 & 6 & 5/6 & 5/6 & \boxed{1} & 6 \\
 4/6 & 2 & 4/6 & 6 & 5/6 & \boxed{1} & 5/6 & 6 \\
 4/6 & 4/6 & 2 & 6 & \boxed{1} & 5/6 & 5/6 & 6 \\
 4 & 4 & 4 & - & 5 & 5 & 5 & - \\
 4/7 & 4/7 & 1 & 7 & 3 & 5/7 & 5/7 & 7 \\
 4/7 & 1 & 4/7 & 7 & 5/7 & 3 & 5/7 & 7 \\
 1 & 4/7 & 4/7 & 7 & 5/7 & 5/7 & 3 & 7 \\
 4 & 4 & 4 & - & 5 & 5 & 5 & -
 \end{bmatrix} \tag{34}$$

As in the other blocked versions of Jacobi, the diagonalization in line 31 of Algorithm 5 can be obtained in a variety of ways, including via the scalar Algorithm 1 or the (nearly) optimal Algorithm 3. Recalling Remark 1, we can also compute an approximate diagonalization (e.g., obtained by running scalar Jacobi for a fixed number of sweeps). Since the pseudocode does not assume that the selected off-diagonal blocks have been fully annihilated, instead setting them equal to \mathbf{D}_{12} and \mathbf{D}_{21} , Algorithm 5 accommodates both options.

We now extend our complexity analysis to Algorithm 5. Despite the more intricate pseudocode, bounds follow fairly easily from the serial blocked case.

Theorem 4 *Let $F(n)$ and $W(n)$ denote, respectively, the arithmetic and communication complexities of Algorithm 5 using classical $O(n^3)$ matrix multiplication. If P is the number of processors in the network, then $F(n) = O(n^3/P)$ and $W(n) = O(n^2/\sqrt{P})$, with the latter requiring $O(\sqrt{P} \log P)$ messages.*

Proof: We start with arithmetic cost. In Algorithm 5, arithmetic is (potentially) performed in lines 31, 56, 61, 66, 71, 77 and 81; line 31 solves a $2b \times 2b$ symmetric eigenproblem while the others perform two $b \times b$ matrix multiplications for a total cost of $O(b^3) = O(n^3/P^{3/2})$ in all cases. The outermost loop in lines 3-85 is performed \sqrt{P} times, so we conclude $F(n) = O(n^3/P)$, which corresponds to a linear speedup.

To next bound $W(n)$, we note that each line of Algorithm 5 that performs communication either sends/receives at most $2b^2 = 2n^2/P$ words or broadcasts $2b^2$ words to at most \sqrt{P} processors. Again multiplying by the number of outermost loop iterations, we get a total (bandwidth) communication cost of $W(n) = O(n^2/\sqrt{P})$ words and $O(\sqrt{P} \log P)$ messages. The $\log P$ here comes from number of messages required to execute each broadcast. \square

When we are limited to using the minimum memory needed per processor, that is $O(n^2/P)$, the bandwidth cost of Algorithm 5 hits the asymptotic lower bound associated with matrix multiplication, as does the latency cost to within a factor of $\log P$.

7 Numerical Examples

We now test the performance of scalar, blocked, and recursive Jacobi with a handful of numerical experiments. The focus in this section is on tests that verify phenomena underpinning our theoretical results, specifically (1) that pivoting methods like QRCP and LUPP *are* necessary in the blocked and recursive settings to guarantee convergence and (2) that when convergence is achieved, it occurs after what can reasonably be described as $O(1)$ sweeps. In Appendix B, we present additional examples aimed at testing the methods with different recursive/blocking parameters. In both cases, we focus on standard, serial Jacobi (leaving Jacobi SVD and the parallel algorithm of Section 6 to future work). All experiments were conducted on a MATLAB implementation of Algorithms 1–3 with results obtained in MATLAB version R2024a.

We start by discussing a few practical details of the implementation:

- **Convergence Metric:** In the pseudocode of Sections 2–4, the convergence criteria for Jacobi were left intentionally vague. While it may seem natural to use the off-diagonal Frobenius norm (1) to monitor convergence,⁷ this can introduce additional complexity in the blocked/recursive settings. In particular, it necessitates that each subproblem has a separate stopping rule, dependent not only on the desired final accuracy but also on the size of the subproblem. If this is not done, Jacobi may loop infinitely – e.g., if the Frobenius norm of each subproblem lies below the convergence tolerance but their sum exceeds it. To avoid this complication, we adopt the largest off-diagonal entry, in absolute value, as our measure of convergence. Although this metric is *not* guaranteed to decrease with each rotation, it is independent of problem size and therefore easier to implement. Moreover, a bound on the largest off-diagonal entry of \mathbf{A} immediately implies an upper bound on $\Xi(\mathbf{A})$.⁸ In each experiment, we stop (scalar, block, or recursive) Jacobi once

$$\max_{i \neq j} |\mathbf{A}_{ij}^{(k)}| \leq 10^{-7} \cdot \max_{i,j} |\mathbf{A}_{ij}^{(0)}|, \quad (35)$$

where $\mathbf{A}^{(k)}$ denotes the matrix after the k -th sweep with $k = 0$ corresponding to the input matrix. Accordingly, convergence is only checked at the end of each sweep. In the recursive case, to maintain consistency with the other methods, this condition is applied throughout the recursion with the right hand side fixed – i.e., dependent on the *full* input matrix.

- **(Block) Ordering:** Unless otherwise stated, each algorithm works through off-diagonal entries/blocks according to a standard row-cyclic ordering (analogous to (4)).
- **When to Rotate:** Consistent with the aforementioned convergence criteria, we apply a rotation to a subproblem $\hat{\mathbf{A}}$ only if its maximal off-diagonal entry has magnitude above $10^{-7} \cdot \max_{i,j} |\mathbf{A}_{ij}^{(0)}|$. This defines the criteria in lines 5, 6, and 9, respectively, of Algorithms 1–3 (and applies uniformly regardless of the size of $\hat{\mathbf{A}}$).
- **Flop Count:** In addition to convergence data, we report an estimated flop count for each method tested. These are based on corresponding flop estimates for the key operations/kernels used in our Jacobi algorithms, as listed in Table 2. Note that we use classical BLAS-3 estimates here rather than Strassen-like $O(n^{\omega_0})$ bounds for simplicity. While recursive algorithms and fast matrix multiplication may offer asymptotic advantages, these benefits typically manifest only for “galactic” matrices. For the same reason, we use standard LUPP in place of its fast, recursive variant throughout.

For each experiment, we take as input a random symmetric matrix, generated by drawing a standard Gaussian matrix $\mathbf{G} \in \mathbb{R}^{n \times n}$ and setting $\mathbf{A} = (\mathbf{G} + \mathbf{G}^T)/2$. The problem size n is chosen to be relatively small so that each experiment can run quickly on a personal laptop (and, again, since the theoretical efficiency

⁷Indeed, it is guaranteed to decrease monotonically as discussed in [24, 39] and Section 2 and was used to characterize convergence in our theoretical results.

⁸See the plots of Figure 4 in Appendix B for an empirical comparison.

Operation	Flops	Source
\mathbf{AB} for $\mathbf{A} \in \mathbb{R}^{m \times n}$ and $\mathbf{B} \in \mathbb{R}^{n \times p}$	$mp(2n - 1)$	[18, Chapter 2.6.1]
Full $n \times n$ eigendecomposition	$8\frac{2}{3}n^3$	[18, Chapter 5.3]
QRCP on $\mathbf{A}, m \geq n$	$2mn^2 - \frac{2}{3}n^3$	[18, Chapter 3.2.2]
LUPP on $\mathbf{A}, m \geq n$	$mn^2 - \frac{1}{3}n^3$	[18, Chapter 2.3]

Table 2: Approximate flop counts for the building blocks of Jacobi’s method.

gains for blocked/recursive Jacobi will not kick in until the input matrix is large). In accordance with the conditions of Theorem 3, we also take comparatively small log block sizes f in Algorithm 3 – i.e., not pushing $f \rightarrow 1$.

Our first experiment (Figure 2) compares the scalar, blocked, and recursive versions of Jacobi on the same 512×512 input matrix. We include several versions of both Algorithm 2 (each with a different block size) and Algorithm 3 (each with a different \log block size). Both the blocked and recursive algorithms are done without applying either QRCP or LUPP to rotation matrices; as anticipated, since failure is unlikely to occur on a random input matrix, this does not prevent them from converging. For each method, we plot the current error (as measured by the largest off-diagonal entry) against an approximate flop count, with each data point corresponding to the end of one sweep. For easy comparison, we label the last of these data points by a total sweep count. Note that the recursive algorithms are all done with $n_{\text{threshold}} = 4$.

As expected, all nine algorithms included in Figure 2 converge in only a handful of sweeps. With the exception of the recursive algorithm with $f = 0.8$, which cannot reap the benefits of a large log block size given the choice of n , reaching this convergence requires around 10^{10} flops, which in this case is roughly $75n^3$. These observations confirm that recursive Jacobi can be an effective alternative to the classical and blocked algorithms even for moderate-scale problems, provided the thresholding and block size parameters are chosen appropriately. We explore these tuning parameters more extensively in Appendix B.

Our next experiment aims to demonstrate the efficacy of including a pivoting step like QRCP or LUPP in block/recursive Jacobi. For simplicity, we focus on the former, recalling that convergence of the blocked algorithm implies convergence for recursive Jacobi (see Proposition 2). Of course, as observed in the previous experiment, the blocked algorithm converges with no issue on random inputs, even when pivoting is omitted. Moreover, explicit failure examples like those discussed in Section 2 are only known in the scalar setting. Accordingly, we verify the benefits of QRCP/LUPP by applying them to an “adversarial” version of Algorithm 2, specifically one that handles line 7 via an adversarial implementation of scalar Jacobi, which chooses rotation angles to explicitly violate the convergence condition of Forsythe and Henrici [29]. This is done by adding $\pi/2$ to the angle θ coming from (3). By applying a sequence of such “sabotaged” 2×2 rotations on each subproblem, we aim to drive Algorithm 2 towards failure. Since our adversarial scalar Jacobi algorithm itself is guaranteed to fail in certain cases, we cap the number of sweeps it performs on each subproblem.

Figure 3 reports the performance of this adversarial blocked algorithm both with pivoting (i.e., “Block QRCP” or “Block LUPP”) and without pivoting (“Block Adv”). For comparison, we also include “Block Nadv,” which is Algorithm 2 as originally stated with no pivoting and diagonalizations handled by MATLAB’s `eig`, as well as “Block Random,” a version of Block Adv that cycles through off-diagonal blocks in random order (and again applies no pivoting). The format of this plot is the same as in Figure 2, with the input matrix again 512×512 and random.

The results of this comparison are striking. Despite the fact that the input matrix is random, the adversarial implementation fails to converge (or really make any progress at all). In contrast, adding a pivoting step – QRCP or LUPP – is enough to guarantee convergence, in particular without significantly driving up the flop count compared to Block Nadv. Choosing off-diagonal blocks randomly also yields convergence (echoing Proposition 1) though it requires additional sweeps and is therefore more expensive. These

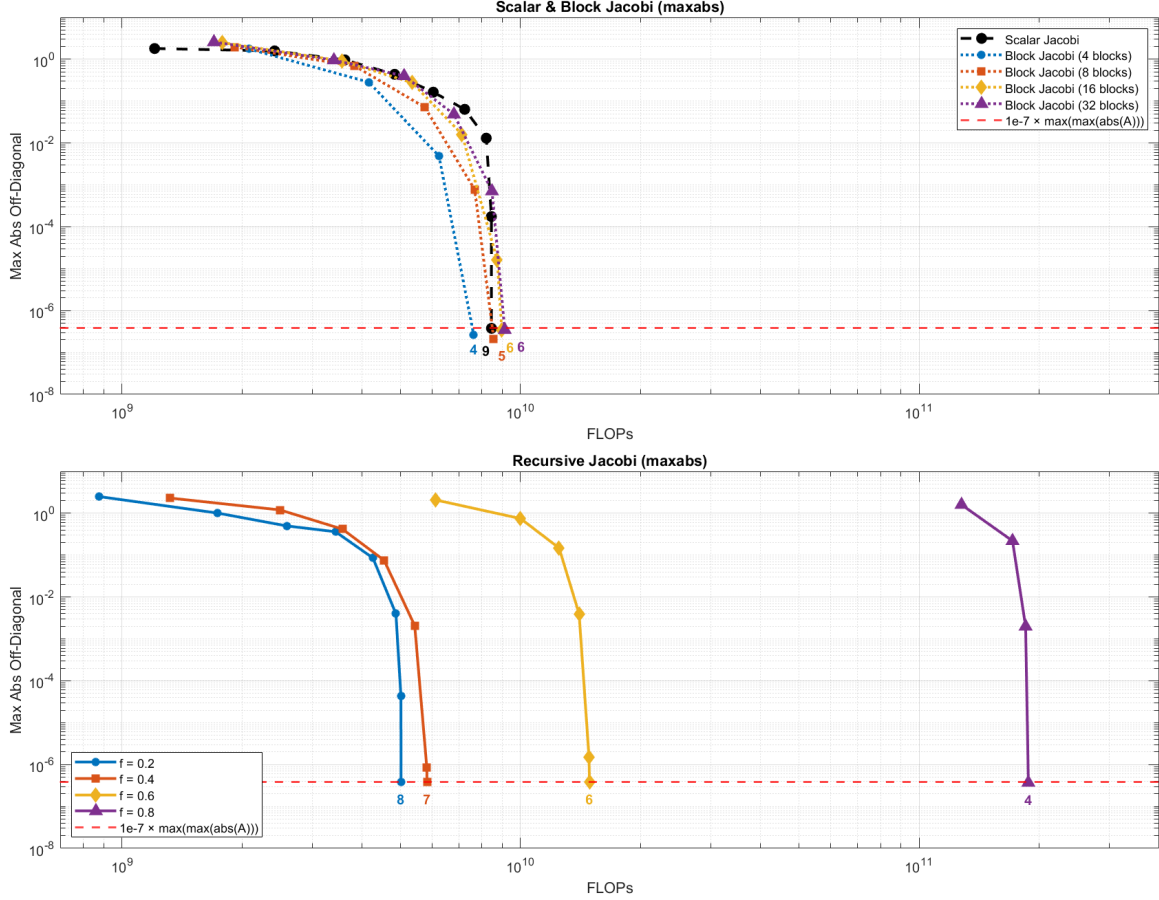


Figure 2: Comparison of scalar, blocked and recursive Jacobi on a 512×512 input matrix. The final sweep count is listed at the end of each curve.

results imply that both pivoting and randomization effectively safeguard against failure, even when Jacobi is implemented adversarially.

As mentioned above, we include additional numerical experiments in Appendix B. As a quick summary, Table 3 records the number of sweeps required by block Jacobi for different combinations of problem size n and block size b , while Figures 4 and 5 explore the convergence properties of recursive Jacobi with varying recursion depth/base-case diagonalization precisions.

8 Conclusions and Open Problems

This paper presented a detailed analysis of the arithmetic and communication complexity of Jacobi’s method for the symmetric eigenvalue problem and singular value decomposition. We examined classical, blocked, and recursive formulations of the algorithm with the aim of pushing its complexity towards that of matrix multiplication, both in terms of computational efficiency and data movement.

Our study began with classical, scalar Jacobi, for which we established a tight communication lower bound that exceeds that of matrix multiplication, even under optimal data access patterns. We then considered a blocked version of the algorithm, which leverages data locality to attain the communication lower bound of classical $O(n^3)$ matrix multiplication (when the block size is tuned to memory constraints). To

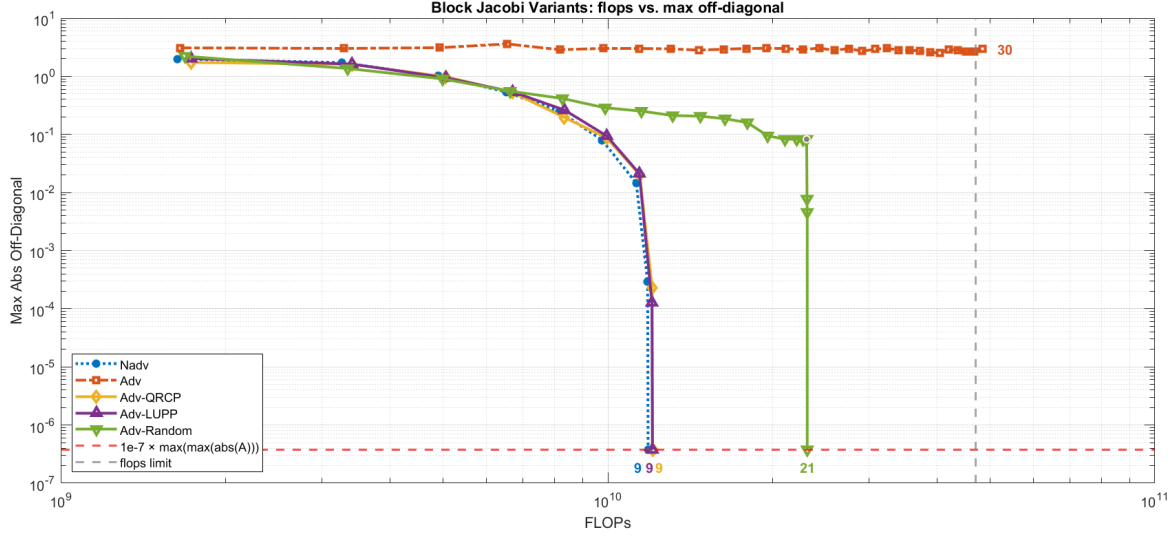


Figure 3: Performance of various implementations of blocked Jacobi, including Algorithm 2 without pivoting (Block Nadv) as well as an adversarial version both with pivoting (Block QRCP or Block LUPP) and without (Block Adv or Block Random, the latter handling off-diagonal blocks in random order). In each case, $n = 512$ and $b = 2$.

ensure convergence in this setting, we proposed a lightweight approach based on fast, recursive PLU, which offers a practical alternative to expensive QR-based pivoting schemes.

Building on these ideas, we then developed a recursive, cache-oblivious version of Jacobi’s method, which is guaranteed to converge while achieving near-optimal complexity (in both computation and communication). This formulation, alongside the classical and blocked algorithms, was also shown to extend naturally to a one-sided Jacobi SVD algorithm. In the parallel setting, we designed a blocked Jacobi algorithm that achieves linear speedup in floating-point operations and nearly optimal communication bounds when distributed over a two-dimensional processor grid, establishing (recursive) Jacobi as a competitive parallel eigensolver in terms of scalability. Finally, our theoretical developments were supported by extensive numerical experiments.

Extending the recursive formulation to the parallel setting, particularly with fast matrix multiplication and/or with more than $O(n^2/P)$ memory per processor, remains an open problem. Investigating mixed-precision [31, 37] could also yield further gains in performance and resource efficiency. Finally, a detailed floating-point error analysis of the recursive method and its application to generalized and Hermitian eigenproblems would expand the practical reach of Jacobi-based techniques (and their generalizations [20, 40]).

Acknowledgements

This work was supported by NSF grant MSPRF 2402027 and partly supported by NSF grant DMS 2412403. Special thanks to Zlatko Drmač, Rikhav Shah, and Isabel Detherage for helpful discussions. For reproducibility, our code is available at <http://github.com/hrluo/RecursiveJacobi>.

References

- [1] J. Alman, R. Duan, V. V. Williams, Y. Xu, Z. Xu, and R. Zhou. More asymmetry yields faster matrix multiplication. In *Proceedings of the 2025 Annual ACM-SIAM Symposium on Discrete Algorithms (SODA)*, pages 2005–2039, 2025.
- [2] M. V. Athi, S. R. Zekavat, and A. A. Struthers. Real-time signal processing of massive sensor arrays via a parallel fast converging SVD algorithm: Latency, throughput, and resource analysis. *IEEE Sensors Journal*, 16(8):2519–2526, 2016.
- [3] G. Ballard, E. Carson, J. Demmel, M. Hoemmen, N. Knight, and O. Schwartz. Communication lower bounds and optimal algorithms for numerical linear algebra. *Acta Numerica*, 23:1–155, May 2014.
- [4] G. Ballard, J. Demmel, and I. Dumitriu. Communication-optimal parallel and sequential eigenvalue and singular value algorithms. EECS Technical Report EECS-2011-14, UC Berkeley, Feb. 2011.
- [5] G. Ballard, J. Demmel, O. Holtz, B. Lipshitz, and O. Schwartz. Communication-optimal parallel algorithm for Strassen’s matrix multiplication. In *Proceedings of the 24th ACM Symposium on Parallelism in Algorithms and Architectures, SPAA ’12*, pages 193–204, New York, NY, USA, June 2012. ACM.
- [6] G. Ballard, J. Demmel, O. Holtz, and O. Schwartz. Minimizing communication in numerical linear algebra. *SIAM J. Mat. Anal. Appl.*, 32:866–901, 2011.
- [7] G. Ballard, J. Demmel, O. Holtz, and O. Schwartz. Sequential communication bounds for fast linear algebra. Technical Report UCB/EECS-2012-36, UC Berkeley, March 2012.
- [8] G. Ballard, J. Demmel, O. Holtz, and O. Schwartz. Communication costs of Strassen’s matrix multiplication. *Comm. of the ACM*, 57(02):107–114, Feb 2014.
- [9] G. Ballard, J. Demmel, and N. Knight. Communication avoiding successive band reduction. In *Proceedings of the 17th ACM SIGPLAN Symposium on Principles and Practice of Parallel Programming, PPoPP ’12*, pages 35–44. ACM, 2012.
- [10] M. Berry and A. Sameh. An overview of parallel algorithms for the singular value and symmetric eigenvalue problems. *J. Comp. Appl. Math.*, 27:191–213, 1989.
- [11] M. Bläser. Fast matrix multiplication. *Theory of Computing*, pages 1–60, 2013.
- [12] Y. Cho, J. Demmel, M. Dereziński, H. Li, H. Luo, M. Mahoney, and R. Murray. Surrogate-based autotuning for randomized sketching algorithms in regression problems. *SIAM Journal on Matrix Analysis and Applications*, 46(2):1247–1279, 2025.
- [13] J. J. M. Cuppen. A divide and conquer method for the symmetric tridiagonal eigenproblem. *Numerische Mathematik*, 36:177–195, 1980.
- [14] J. Demmel, I. Dumitriu, and O. Holtz. Fast linear algebra is stable. *Numerische Mathematik*, 108(1):59–91, 2007.
- [15] J. Demmel, I. Dumitriu, O. Holtz, and R. Kleinberg. Fast matrix multiplication is stable. *Numerische Mathematik*, 106, 2006.
- [16] J. Demmel, M. Gu, S. Eisenstat, I. Slapničar, K. Veselić, and Z. Drmač. Computing the singular value decomposition with high relative accuracy. *Lin. Alg. Appl.*, 299:21–80, 1999.
- [17] J. Demmel and K. Veselić. Jacobi’s Method is More Accurate Than QR. *SIAM J. Mat. Anal. Appl.*, 13(4):1204–1246, 1992.

- [18] J. W. Demmel. *Applied Numerical Linear Algebra*. Society for Industrial and Applied Mathematics, 1997.
- [19] J. W. Demmel, L. Grigori, M. Hoemmen, and J. Langou. Communication-optimal parallel and sequential QR and LU factorizations. *SIAM J. Sci. Comput.*, 34(1):A206–A239, 2012.
- [20] I. Detherage and R. Shah. A unified perspective on orthogonalization and diagonalization. arXiv:2505.02023, 2025.
- [21] I. S. Dhillon and B. N. Parlett. Orthogonal eigenvectors and relative gaps. *SIAM Journal on Matrix Analysis and Applications*, 25(3):858–899, 2003.
- [22] J. Dongarra, S. Hammarling, and D. Sorensen. Block reduction of matrices to condensed forms for eigenvalue computations. *J. Comput. Appl. Math.*, 27:215–227, 1989.
- [23] P. Drineas, M. W. Mahoney, and S. Muthukrishnan. Sampling algorithms for ℓ_2 regression and applications. In *Proceedings of the 17th Annual ACM-SIAM Symposium on Discrete Algorithms (SODA)*, pages 1127–1136, 2006.
- [24] Z. Drmac. A global convergence proof for cyclic Jacobi methods with block rotations. *SIAM Journal on Matrix Analysis and Applications*, 31(3):1329–1350, 2009.
- [25] K. Drmač and K. Veselić. New fast and accurate Jacobi SVD algorithm, I. *SIAM J. Mat. Anal. Appl.*, 29(4):1322–1342, 2008.
- [26] K. Drmač and K. Veselić. New fast and accurate Jacobi SVD algorithm, II. *SIAM J. Mat. Anal. Appl.*, 29(4):1343–1362, 2008.
- [27] J. A. Duersch and M. Gu. Randomized projection for rank-revealing matrix factorizations and low-rank approximations. *SIAM Review*, 62(3):661–682, 2020.
- [28] A. Fawzi, M. Balog, A. Huang, T. Hubert, B. Romera-Paredes, M. Barekatin, A. Novikov, F. J. R. Ruiz, J. Schrittwieser, G. Swirszcz, et al. Discovering faster matrix multiplication algorithms with reinforcement learning. *Nature*, 610(7930):47–53, 2022.
- [29] G. Forsythe and P. Henrici. The cyclic Jacobi method for computing the principal values of a complex matrix. *Trans. Amer. Math. Soc.*, 94:1–23, 1960.
- [30] D. E. Foulser. *A blocked Jacobi method for the symmetric eigenproblem*. Yale University, Department of Computer Science, 1989.
- [31] W. Gao, Y. Ma, and M. Shao. A mixed precision Jacobi SVD algorithm. *ACM Trans. Math. Softw.*, 51(1), Apr. 2025.
- [32] I. Gemp, B. McWilliams, C. Vernade, and T. Graepel. Eigengame: PCA as a Nash equilibrium. arXiv:2010.00554, 2020.
- [33] G. H. Golub and H. A. Van der Vorst. Eigenvalue computation in the 20th century. *Journal of Computational and Applied Mathematics*, 123(1-2):35–65, 2000.
- [34] E. R. Hansen. On Cyclic Jacobi Methods. *Journal of the Society for Industrial and Applied Mathematics*, 11(2):448–459, 1963.
- [35] V. Hari. Convergence to diagonal form of block Jacobi-type methods. *Numer. Math.*, 129:449–481, 2015.

- [36] P. Henrici. On the speed of convergence of cyclic and quasicyclic Jacobi methods for computing eigenvalues of Hermitian matrices. *Journal of the Society for Industrial and Applied Mathematics*, 6(2):144–162, 1958.
- [37] N. J. Higham, F. Tisseur, M. Webb, and Z. Zhou. Computing accurate eigenvalues using a mixed-precision jacobi algorithm. *arXiv preprint arXiv:2501.03742*, 2025.
- [38] J. W. Hong and H. T. Kung. I/O complexity: The red-blue pebble game. In *Proceedings of the Thirteenth Annual ACM Symposium on Theory of Computing*, STOC ’81, pages 326–333. ACM, 1981.
- [39] C. G. J. Jacobi. Über ein leichtes Verfahren die in der Theorie der Säcularstörungen vorkommenden Gleichungen numerisch aufzulösen. *Journal für die reine und angewandte Mathematik*, 30:51–94, 1846.
- [40] T. G. Kolda and B. W. Bader. Tensor decompositions and applications. *SIAM review*, 51(3):455–500, 2009.
- [41] A. Kulesza and B. Taskar. k-DPPs: Fixed-size determinantal point processes. In *Proceedings of the 28th International Conference on Machine Learning (ICML-11)*, pages 1193–1200, 2011.
- [42] C. L. Lawson and R. J. Hanson. *Solving Least Squares Problems*. Society for Industrial and Applied Mathematics, 1995.
- [43] P. Ma, M. Mahoney, and B. Yu. A statistical perspective on algorithmic leveraging. In *International Conference on Machine Learning*, pages 91–99. PMLR, 2014.
- [44] W. F. Mascarenhas. On the convergence of the Jacobi method for arbitrary orderings. *SIAM Journal on Matrix Analysis and Applications*, 16(4):1197–1209, 1995.
- [45] J. Matejaš. Accuracy of the Jacobi method on scaled diagonally dominant symmetric matrices. *SIAM journal on matrix analysis and applications*, 31(1):133–153, 2009.
- [46] N. Megiddo. Applying parallel computation algorithms in the design of serial algorithms. *Journal of the ACM (JACM)*, 30(4):852–865, 1983.
- [47] R. Murray, J. Demmel, M. Mahoney, N. B. Erichson, M. Melnichenko, O. A. Malik, L. Grigori, P. Luszczek, M. Derezinski, M. E. Lopes, T. Liang, H. Luo, and J. Dongarra. Randomized numerical linear algebra: A perspective on the field with an eye to software. Technical Report UCB/EECS-2023-19, EECS Department, University of California, Berkeley, 2023.
- [48] Y. Nakatsukasa and N. Higham. Stable and efficient spectral divide and conquer algorithms for the symmetric eigenvalue decomposition and the SVD. *SIAM J. Sci. Comp.*, 35(3), 2013.
- [49] J. Poulson. High-performance sampling of generic determinantal point processes. *Philosophical Transactions of the Royal Society A*, 378(2166):20190059, 2020.
- [50] Y. Saad. Revisiting the (block) Jacobi subspace rotation method for the symmetric eigenvalue problem. *Numerical Algorithms*, 92(1):917–944, 2023.
- [51] A. Sameh. On Jacobi and Jacobi-like algorithms for parallel computers. *Math. Comp.*, 25(115):579–590, July 1971.
- [52] J. Scott, O. Holtz, and O. Schwartz. Matrix multiplication I/O-complexity by path routing. In *Proceedings of the 27th ACM Symposium on Parallelism in Algorithms and Architectures*, SPAA ’15, pages 35–45, New York, NY, USA, 2015. ACM.
- [53] R. Shah. Hermitian diagonalization in linear precision. In *Proceedings of the 2025 Annual ACM-SIAM Symposium on Discrete Algorithms (SODA)*, pages 5599–5615.

- [54] A. Shiri and G. K. Khosroshahi. An FPGA implementation of singular value decomposition. In *2019 27th Iranian Conference on Electrical Engineering (ICEE)*, pages 416–422. IEEE, 2019.
- [55] G. Shroff and R. Schreiber. On the convergence of the cyclic Jacobi method for parallel block orderings. *SIAM J. Mat. Anal. Appl.*, 10(3):326–346, 1989.
- [56] A. Sobczyk. Deterministic complexity analysis of Hermitian eigenproblems. arXiv:2410.21550, 2024.
- [57] E. Solomonik and J. Demmel. Communication-optimal parallel 2.5D matrix multiplication and LU factorization algorithms. In E. Jeannot, R. Namyst, and J. Roman, editors, *Euro-Par 2011 Parallel Processing*, volume 6853 of *Lecture Notes in Computer Science*, pages 90–109. Springer Berlin Heidelberg, 2011.
- [58] V. Strassen. Gaussian elimination is not optimal. *Numerische Mathematik*, 13:354–356, 1969. 10.1007/BF02165411.
- [59] F. Tisseur. Parallel implementation of the Yau and Lu method for eigenvalue computation. *The International Journal of Supercomputer Applications and High Performance Computing*, 11(3):197–204, 1997.
- [60] S. Toledo. Locality of reference in LU decomposition with partial pivoting. *SIAM Journal on Matrix Analysis and Applications*, 18(4):1065–1081, 1997.
- [61] C. Van Loan. The block Jacobi method for computing the singular value decomposition. Technical report, Cornell University, USA, 1985.
- [62] S.-T. Yau and Y. Y. Lu. Reducing the symmetric matrix eigenvalue problem to matrix multiplications. *SIAM Journal on Scientific Computing*, 14(1):121–136, 1993.

A Fast, Recursive LUPP

This appendix contains pseudocode for the recursive LUPP routine used to guarantee convergence in blocked/recursive Jacobi (i.e., Algorithm 6). This also appears in section 4.2 of [14] and the paper [50] cited there. We also restate and prove Lemma 1.

Restatement of Lemma 1 *Let $\mathbf{Q} \in \mathbb{R}^{2b \times 2b}$ be an orthogonal matrix with leading rows $\mathbf{Q}_1 \in \mathbb{R}^{b \times 2b}$. Suppose that $\mathbf{Q}_1^T = \mathbf{P}^T \mathbf{L} \mathbf{U}$ is a PLU decomposition computed with partial pivoting. If $\tilde{\mathbf{Q}}_{11}$ is the upper left $b \times b$ block of $\mathbf{Q} \mathbf{P}^T$ then*

$$\sigma_{\min}(\tilde{\mathbf{Q}}_{11}) \geq 6(3b^2 + b)^{-1}(4^b + 6b - 1)^{-1/2}.$$

Proof: Let $\mathbf{L} = \begin{pmatrix} \mathbf{L}_1 \\ \mathbf{L}_2 \end{pmatrix}$ for $\mathbf{L}_1 \in \mathbb{R}^{b \times b}$ unit lower triangular (i.e., diagonal entries are all one). In this case $\tilde{\mathbf{Q}}_{11} = \mathbf{U}^T \mathbf{L}_1^T$ and therefore

$$\sigma_{\min}(\tilde{\mathbf{Q}}_{11}) \geq \sigma_{\min}(\mathbf{U}) \sigma_{\min}(\mathbf{L}_1). \quad (36)$$

Since the columns of \mathbf{Q}_1^T are orthonormal, the decomposition $\mathbf{Q}_1^T = \mathbf{P}^T \mathbf{L} \mathbf{U}$ implies $\mathbf{U}^{-1} = \mathbf{Q}_1 \mathbf{P}^T \mathbf{L}$. Hence,

$$\|\mathbf{U}^{-1}\|_2 = \|\mathbf{Q}_1 \mathbf{P}^T \mathbf{L}\|_2 \leq \|\mathbf{L}\|_2 \quad (37)$$

and (36) becomes

$$\sigma_{\min}(\tilde{\mathbf{Q}}_{11}) \geq \frac{\sigma_{\min}(\mathbf{L}_1)}{\|\mathbf{L}\|_2}. \quad (38)$$

Algorithm 6 Recursive LU with Partial Pivoting

Require: $\mathbf{A} \in \mathbb{R}^{m \times n}$ with $m \geq n$

Ensure: $\mathbf{A} = \mathbf{P}^T \mathbf{L} \mathbf{U}$ for \mathbf{L} unit lower trapezoidal, \mathbf{U} upper triangular, and \mathbf{P} a permutation matrix

```

1: function  $[\mathbf{L}, \mathbf{U}, \mathbf{P}] = \text{RECURSIVE\_LUPP}(\mathbf{A})$ 
2:    $\mathbf{P} = \mathbf{I}_m$ 
3:    $[\sim, i] = \max(\mathbf{A}(:, 1))$ 
4:   if  $i \neq 1$  then
5:     Swap rows 1 and  $i$  in  $\mathbf{A}$  and  $\mathbf{P}$  ▷ Pivot largest entry to the top
6:   end if
7:   if  $n = 1$  then
8:      $\mathbf{L} = \mathbf{A}/\mathbf{A}(1); \mathbf{U} = \mathbf{A}(1)$ 
9:   else
10:     $[\mathbf{L}_L, \mathbf{U}_L, \mathbf{P}_L] = \text{RECURSIVE\_LUPP}(\mathbf{A}(:, 1 : \lfloor \frac{n}{2} \rfloor))$  ▷ Apply LUPP to left half of  $\mathbf{A}$ 
11:     $\mathbf{P} = \mathbf{P}_L \mathbf{P}$ 
12:     $\mathbf{A}(:, \lfloor \frac{n}{2} \rfloor + 1 : n) = \mathbf{P}_L^T \mathbf{A}(:, \lfloor \frac{n}{2} \rfloor + 1 : n)$  ▷ Update right side of  $\mathbf{A}$ 
13:     $\mathbf{A}(1 : \lfloor \frac{n}{2} \rfloor, \lfloor \frac{n}{2} \rfloor + 1 : n) = \mathbf{L}_L(1 : \lfloor \frac{n}{2} \rfloor, :)^{-1} \mathbf{A}(1 : \lfloor \frac{n}{2} \rfloor, \lfloor \frac{n}{2} \rfloor + 1 : n)$ 
14:     $\mathbf{A}(\lfloor \frac{n}{2} \rfloor + 1 : m, \lfloor \frac{n}{2} \rfloor + 1 : n) = \mathbf{L}_L(\lfloor \frac{n}{2} \rfloor + 1 : m, :) \mathbf{A}(1 : \lfloor \frac{n}{2} \rfloor, \lfloor \frac{n}{2} \rfloor + 1 : n)$ 
15:     $[\mathbf{L}_R, \mathbf{U}_R, \mathbf{P}_R] = \text{RECURSIVE\_LUPP}(\mathbf{A}(\lfloor \frac{n}{2} \rfloor + 1 : m, \lfloor \frac{n}{2} \rfloor + 1 : n))$  ▷ Factor lower right block
16:     $\mathbf{P}(\lfloor \frac{n}{2} \rfloor + 1 : m, :) = \mathbf{P}_R \mathbf{P}(\lfloor \frac{n}{2} \rfloor + 1 : m, :)$ 
17:     $\mathbf{L} = \begin{bmatrix} \mathbf{L}_L(1 : \lfloor \frac{n}{2} \rfloor, :) & 0 \\ \mathbf{P}_R \mathbf{L}_L(\lfloor \frac{n}{2} \rfloor + 1 : m, :) & \mathbf{L}_R \end{bmatrix}; \mathbf{U} = \begin{bmatrix} \mathbf{U}_L & \mathbf{A}(1 : \lfloor \frac{n}{2} \rfloor, \lfloor \frac{n}{2} \rfloor + 1 : n) \\ 0 & \mathbf{U}_R \end{bmatrix}$  ▷ Assemble
18:   end if
19: end function

```

We now bound each of $\|\mathbf{L}_1^{-1}\|_2$ and $\|\mathbf{L}\|_2$ using our guarantee from partial pivoting – i.e., $|\mathbf{L}_{ij}| \leq 1$ for $i > j$. The latter is straightforward: \mathbf{L} has at most $\frac{1}{2}(3b^2 + b)$ nonzero entries, each bounded by one in modulus, so

$$\|\mathbf{L}\|_2 \leq \|\mathbf{L}\|_F \leq \frac{1}{2}(3b^2 + b). \quad (39)$$

Consider next $\mathbf{T} = \mathbf{L}_1^{-1}$. Fixing an index j , the nonzero entries in the j -th column of \mathbf{T} can be written recursively as

$$\mathbf{T}_{ij} = \begin{cases} \mathbf{L}_{jj}^{-1} & i = j \\ -\mathbf{L}_{ii}^{-1} \sum_{k=j}^{i-1} \mathbf{L}_{ik} \mathbf{T}_{kj} & i > j. \end{cases} \quad (40)$$

Since $|\mathbf{L}_{ik}| \leq 1 = |\mathbf{L}_{ii}|$ for all $k < i$, we have

$$|\mathbf{T}_{ij}| \leq \sum_{k=j}^{i-1} \frac{|\mathbf{L}_{ik}|}{|\mathbf{L}_{ii}|} |\mathbf{T}_{kj}| \leq \sum_{k=j}^{i-1} |\mathbf{T}_{kj}|, \quad i > j, \quad (41)$$

which by induction guarantees $|\mathbf{T}_{ij}| \leq 2^{i-j-1}$ when $i > j$ and therefore

$$\|\mathbf{T}\|_2 \leq \|\mathbf{T}\|_F \leq \frac{1}{3} (4^b + 6b - 1)^{1/2}. \quad (42)$$

For the details, see [42, Chapter 6]. Together, (42) and (39) yield the final bound on $\sigma_{\min}(\tilde{\mathbf{Q}}_{11})$. \square

B Additional Numerical Experiments

This appendix contains a collection of additional numerical examples, focusing on fine-grain tests of the various parameters of block/recursive Jacobi. Implementation details are the same here as in Section 7.

Our first test explores how the problem/block size impacts the number of sweeps required by Algorithm 2. Data for various choices of n and b are reported in the following table, where, as in Figure 2, we apply block Jacobi to a random symmetric matrix without applying LUPP or QRCP.

Matrix Size (n)	Partition (n/b)			
	4	8	16	32
128	4	5	6	6
256	4	5	6	6
512	4	5	6	6
1024	4	5	6	6
2048	4	5	6	6

Table 3: Number of sweeps required by Algorithm 2 for varying combinations of problem/block size.

Here, we observe that the number of sweeps required by block Jacobi does not grow with the problem size n . Again, this confirms empirically that our assumption of convergence in $O(1)$ sweeps is realistic when the blocking strategy is fixed; we can therefore expect the trend of Figure 2 – i.e., that block Jacobi converges in only a handful of sweeps – to hold even for much larger input matrices. At the same time, we note that increasing the partition size n/b *does* result in an increase, albeit modest, in the number of sweeps required to reach convergence.

Next, we consider the impact of the bottom-case diagonalization accuracy on recursive Jacobi, recalling that in the blocked/recursive setting, exactly diagonalizing subproblems is not strictly necessary. Figure 4 shows the convergence behavior of Algorithm 3 with $n = 512$, $f = 0.4$, $n_{\text{threshold}} = 4$, and no pivoting. We include four versions, each of which handles the base case via scalar Jacobi’s method (i.e., Algorithm 1) run to a different final accuracy, again measured by largest off-diagonal entry. As expected, convergence is achieved relatively quickly when the bottom-case precision is strict enough (i.e., at least as strict as the overall convergence criterion), though the method may stagnate otherwise. This demonstrates the sensitivity of the recursive method to base-level accuracy; that is, lower accuracy in the smallest blocks may propagate and ultimately impede global convergence. To present the results comprehensively and assist readers in tracking the convergence history, Figure 4 additionally plots the corresponding off-diagonal Frobenius norm for each method as a reference.

Finally, we consider the impact of recursion depth on Algorithm 3. Figure 5 plots convergence data for several versions of recursive Jacobi, again for $n = 512$, $n_{\text{threshold}} = 4$ and no pivoting, but this time with $f = 0.8$. In each, a pre-determined maximum recursion depth is enforced by defaulting to a direct diagonalization if reaching the corresponding recursion level. Here, a recursive depth of zero corresponds to the original input matrix and therefore “max recDepth = 1” reduces Algorithm 3 to Algorithm 2. Again, we present both the maximum off-diagonal entry and the off-diagonal Frobenius norm for each method. We see here that, for fixed n , increasing the recursive depth drives up the number of flops but does not impact convergence.

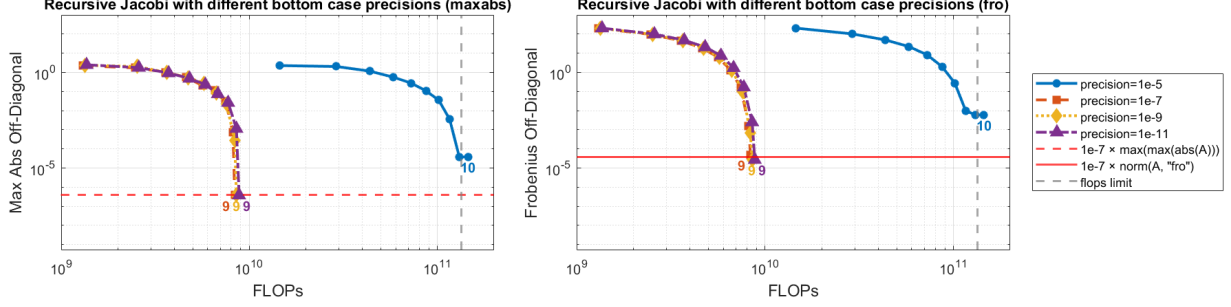


Figure 4: Impact of base-case accuracy on the convergence of recursive Jacobi for a fixed 512×512 matrix, $f = 0.4$, and $n_{\text{threshold}} = 4$. To vary this accuracy, line 4 of Algorithm 3 is done by scalar Jacobi with different stopping conditions.

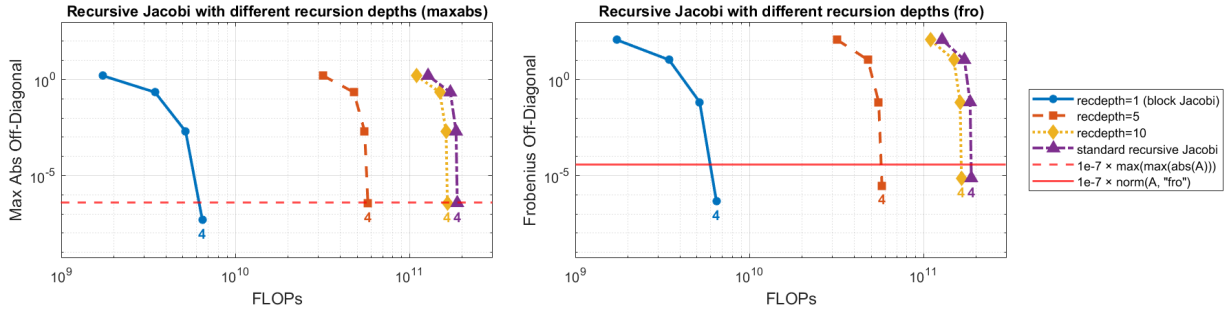


Figure 5: Impact of pre-determined maximum recursion depth on the convergence of recursive Jacobi for a fixed 512×512 matrix, $f = 0.8$, and $n_{\text{threshold}} = 4$. For this test, recursion depth is controlled by manually defaulting to a direct diagonalization once the maximum is hit.