


# Causal Discovery in Dynamic Fading Wireless Networks

Oluwaseyi Giwa 

**Abstract**—Dynamic causal discovery in wireless networks is essential due to evolving interference, fading, and mobility, which complicate traditional static causal models. This paper addresses causal inference challenges in dynamic fading wireless environments by proposing a sequential regression-based algorithm with a novel application of the NOTEARS acyclicity constraint, enabling efficient online updates. We derive theoretical lower and upper bounds on the detection delay required to identify structural changes, explicitly quantifying their dependence on network size, noise variance, and fading severity. Monte Carlo simulations validate these theoretical results, demonstrating linear increases in detection delay with network size, quadratic growth with noise variance, and inverse-square dependence on the magnitude of structural changes. Our findings provide rigorous theoretical insights and practical guidelines for designing robust online causal inference mechanisms to maintain network reliability under nonstationary wireless conditions.

**Index Terms**—Dynamic causal discovery, Wireless networks, Structural causal models, Detection delay, Online algorithms, NOTEARS, Sequential analysis, Fading channels, Change-point detection.

## I. INTRODUCTION

WIRELESS communication networks have become increasingly complex due to rapidly growing traffic demands, dynamic channel conditions, and heterogeneous interference patterns. Identifying and understanding causal relationships among network components, such as transmitters, receivers, and interference sources, are crucial for optimizing resource allocation, improving spectral efficiency, and ensuring robust communication performance [1, 2, 3]. Traditional static causal inference methods assume fixed causal structures and stationary environments, which fail to capture the inherent dynamics of modern wireless networks. In reality, factors such as fading channels, user mobility, and fluctuating traffic loads cause causal structures within the network to evolve continuously, necessitating dynamic causal discovery approaches [4].

The structural causal model (SCM) paradigm provides a formal foundation for representing cause-effect relationships in complex systems and has been extended to handle temporal dynamics [5]. Unlike static causal graphs, dynamic causal discovery methods allow the underlying directed acyclic graph (DAG) to evolve over time, capturing nonstationary dependencies. For instance, Song et al. introduced time-varying dynamic Bayesian networks (TV-DBNs) to model “structurally varying directed dependency structures” in changing environments [6]. Such frameworks address the challenge of inferring causality under shifting conditions by leveraging temporal regularities; some approaches impose smoothness constraints on the evolution of causal parameters to enable reliable estimation of time-varying causal models

[7]. These foundational works in causal inference provide algorithms and theory for learning and tracking evolving causal structures (e.g., via kernel-reweighted regression or online updates), laying the groundwork for applications in dynamic domains.

Wireless communication networks exemplify a nonstationary domain where fading channels, mobility, and interference continually alter the causal structure of signal interactions. Recent research has begun to fuse causal discovery techniques with wireless network modeling to better capture and adapt to these changes. For example, *Laghate and Cabric* employ an asymmetric Granger causality test on transmission timelines to infer directed links in a time-multiplexed network, effectively learning which transmitters cause interference at which receivers [8]. In cellular systems, unsupervised causal learning has been used to identify performance drivers: Sousa *et al.* apply conditional independence tests to LTE data and find that uplink throughput degradations were causally linked to resource allocation factors (e.g., reserved control channel elements) [9]. Causal modeling is also being integrated into wireless optimization frameworks—Zhang *et al.* develop a resource allocation scheme that embeds an SCM of time-varying channel conditions into a Q-learning algorithm for adaptive interference management [10]. More broadly, the importance of causal reasoning for next-generation networks has been highlighted in recent vision papers: adopting causal discovery and inference is seen as key to building explainable, resilient 6G systems capable of dynamic adaptability and intelligent interference management [11].

However, tracking these evolving causal structures presents significant theoretical and practical challenges. Fading-induced variability in wireless channels, temporal nonstationarity of network interactions, and partial observability due to limited measurement capability complicate causal inference processes [12]. This paper addresses these issues by proposing a theoretical framework specifically designed for causal discovery in dynamic fading environments. Our key contributions include establishing novel identifiability criteria for dynamic causal graphs, deriving theoretical bounds on the minimum observation window and sampling rates necessary for detecting structural changes, and quantifying how network size, fading severity, and noise levels influence these detection bounds.

## II. PROBLEM FORMULATION

We model the dynamic causal structure of a wireless network as a time-indexed Structural Causal Model (SCM). Let

$$V_t = \{V_{t,1}, \dots, V_{t,n}\} \quad (1)$$

denote the set of observed random variables at time  $t$ , representing quantities such as channel-state information

Oluwaseyi Giwa is with the African Institute for Mathematical Sciences, South Africa (e-mail: {oluwaseyi}@aims.ac.za).  
code: <https://github.com/OluwaseyiWater/WirelessCausalInf.git>

(CSI), interference levels, throughput, and transmit power. The evolution of each variable is governed by the structural equations

$$V_{t,i} = f_{t,i}(\text{pa}_{t,i}, U_{t,i}), \quad i = 1, \dots, n, \quad (2)$$

where  $\text{pa}_{t,i} \subseteq V_t$  is the set of direct causal parents of  $V_{t,i}$  at time  $t$ , and  $U_{t,i}$  are independent exogenous noise variables capturing measurement noise and unobserved influences.

To capture the slowly-varying nature of the wireless environment, we impose a bounded drift condition on the structural functions:

$$\|f_{t+1,i} - f_{t,i}\| \leq \delta, \quad \forall t, i, \quad (3)$$

where  $\delta > 0$  is a small constant quantifying the maximum change in causal mechanisms per time step.

#### A. Assumptions

- *Smoothness*: The functions  $\{f_{t,i}\}$  vary continuously in  $t$ , with infrequent abrupt changes in the underlying DAG.
- *Noise*: The exogenous terms  $U_{t,i}$  are i.i.d. with  $\mathbb{E}[U_{t,i}] = 0$  and  $\text{Var}(U_{t,i}) = \sigma^2 < \infty$ .
- *Causal Sufficiency*: All relevant confounders are included in  $V_t$ , so that no hidden common causes remain.

#### B. Key Question

Let  $G_t = (V_t, E_t)$  be the causal graph at time  $t$ , with adjacency matrix  $A_t$ . We wish to detect structural changes, i.e. edge additions or deletions, by testing at each time  $t$ :

$$\begin{cases} H_0 : A_t = A_{t-1}, \\ H_1 : A_t \neq A_{t-1}. \end{cases}$$

Define the detection delay  $\tau$  as the minimum number of observations after a change at time  $t^*$  required to reject  $H_0$  with high probability. Our objective is to derive explicit lower and upper bounds on  $\tau$  as functions of

$n$ ,  $\delta$ ,  $\sigma^2$ , and channel-variability parameters.

### III. THEORETICAL FRAMEWORK

#### A. Causal Graph Dynamics

We represent the evolving causal structure of the wireless network as a sequence of directed acyclic graphs (DAGs)  $\{G_t\}_{t \geq 1}$ , where each

$$G_t = (V, E_t), \quad V = \{V_1, \dots, V_n\}, \quad (4)$$

and  $E_t \subseteq V \times V$  may change over time. Let  $A_t \in \{0, 1\}^{n \times n}$  be the adjacency matrix of  $G_t$ , with

$$[A_t]_{ij} = \begin{cases} 1, & \text{if } V_i \rightarrow V_j \in E_t, \\ 0, & \text{otherwise.} \end{cases} \quad (5)$$

Define the structural change at time  $t$  by

$$\Delta A_t = A_t - A_{t-1}, \quad (6)$$

so that  $\Delta A_t[i, j] = 1$  indicates an edge addition, and  $\Delta A_t[i, j] = -1$  an edge deletion [6, 13].

#### B. Metrics of Detection

Let  $t^*$  be the (unknown) time of a true structural change. We perform sequential hypothesis tests:

$$\begin{cases} H_0 : A_t = A_{t-1}, \\ H_1 : A_t \neq A_{t-1}. \end{cases}$$

Define the *detection delay*  $\tau$  as

$$\tau = \inf\{t - t^* : t > t^*, \text{ reject } H_0\}, \quad (7)$$

and two error metrics:

$$\text{False Alarm Rate (FAR)} = \Pr(\text{reject } H_0 \mid H_0 \text{ true}), \quad (8)$$

$$\text{Missed Detection Rate (MDR)}(T) = \Pr(\tau > T \mid H_1 \text{ true}). \quad (9)$$

Our goal is to design tests that minimize  $\mathbb{E}[\tau]$ , subject to prescribed bounds on FAR and MDR [14].

#### C. Identifiability Conditions

We adapt standard causal identifiability criteria to the dynamic setting:

- **Faithfulness over Intervals**: For each stationary interval (no changes), the joint distribution  $P(V_t)$  is faithful to  $G_t$ , i.e.,

$$(V_i \perp V_j \mid S)_{P(V_t)} \iff V_i \text{ and } V_j \text{ are d-separated by } S \text{ in } G_t.$$

- **Minimal Change Principle**: Structural changes are sparse:

$$\|\Delta A_t\|_0 \leq k, \quad k \ll n^2.$$

- **Stationarity between Change Points**: Conditional distributions remain fixed within intervals:

$$P(V_{t,i} \mid \text{pa}_{t,i}) = P(V_{t',i} \mid \text{pa}_{t',i}), \quad \forall t, t' \text{ in same interval.}$$

These conditions ensure that dynamic causal discovery algorithms can distinguish true structural modifications from random fluctuations [1, 15].

### IV. DETECTION ALGORITHMS

#### A. Proposed Methodology

We learn the time-varying adjacency matrix  $W(t) \in \mathbb{R}^{d \times d}$  by solving at each time  $t$  the constrained optimization [16, 17, 18]

$$\begin{aligned} W(t) = \arg \min_{W \in \mathbb{R}^{d \times d}} & \frac{1}{2} \|X(t) - X(t)W\|_F^2 + \lambda_1 \|W\|_1 \\ & + \frac{\lambda_2}{2} \|W - W(t-1)\|_F^2, \\ \text{s.t. } & h(W) = \text{tr}(e^{W \circ W}) - d = 0, \end{aligned} \quad (10)$$

where:

- $X(t) \in \mathbb{R}^{N \times d}$  is the (possibly mini-batch) data matrix at time  $t$ .
- $\lambda_1 \|W\|_1$  induces sparsity in the graph.
- $\lambda_2 \|W - W(t-1)\|_F^2$  enforces smooth temporal evolution.
- $h(W) = 0$  is the differentiable NOTEARS acyclicity constraint [18].

We solve (10) via an augmented-Lagrangian method, warm-started at  $W(t-1)$ , yielding efficient online updates.

1) *Algorithm Sketch*: Algorithm 1 shows the sequential regression-based causal discovery.

---

**Algorithm 1** Sequential Regression-Based Causal Discovery

---

```

1: Input: data stream  $\{X(t)\}$ ,  $\lambda_1, \lambda_2$ , thresholds  $\alpha_{\text{add}}, \alpha_{\text{rem}}$ 
2: Initialize  $W(0)$ , CUSUM statistic  $S \leftarrow 0$ 
3: for  $t = 1, 2, \dots$  do
4:   Predict  $\hat{X}(t) = X(t)W(t-1)$ , compute residual  $r(t) = X(t) - \hat{X}(t)$ 
5:   Update  $S \leftarrow \max\{0, S + \|r(t)\|^2 - c\}$ 
6:   if  $S > \eta$  then
7:     adapt  $\lambda_2$  (e.g. lower) to allow larger  $W$  updates
8:   end if
9:   Solve (10) for  $W(t)$  (warm-started at  $W(t-1)$ )
10:  Perform edge-wise tests (see Sec. IV-B) to confirm additions/deletions
11:  Enforce confirmed changes and project onto  $h(W) = 0$ 
12: end for

```

---

### B. Statistical Framework

To decide whether an edge  $j \rightarrow i$  has appeared or disappeared, we employ classical hypothesis tests on the estimated coefficients  $\hat{W}_{ji}(t)$  [19, 20]:

a) *Edge Appearance* ( $0 \rightarrow 1$ ):

$$H_0 : W_{ji}(t) = 0 \quad \text{vs.} \quad H_a : W_{ji}(t) \neq 0.$$

Compute the  $t$ -statistic

$$T_{ji}(t) = \frac{\hat{W}_{ji}(t)}{\text{SE}(\hat{W}_{ji}(t))},$$

and reject  $H_0$  if  $|T_{ji}(t)| > t_{1-\alpha_{\text{add}}/2, v}$ , indicating a new edge at confidence  $1 - \alpha_{\text{add}}$  [15].

b) *Edge Disappearance* ( $1 \rightarrow 0$ ): We compare the full model to one with  $W_{ji}(t) = 0$  via an  $F$ -test:

$$F = \frac{(\text{RSS}_{\text{no } j} - \text{RSS}_{\text{with } j})/1}{\text{RSS}_{\text{with } j}/(N - p - 1)},$$

and remove the edge if  $F < F_{1, N-p-1; \alpha_{\text{rem}}}$  [14].

c) *CUSUM Change-Point Test*: We track

$$S(t) = \max\{0, S(t-1) + \ell(r(t)) - c\},$$

with  $\ell(r) = \|r\|^2$  and threshold  $\eta$ . A rise  $S(t) > \eta$  signals a structural shift, triggering more aggressive updates.

Together, the above ensure that only statistically significant coefficient changes result in graph modifications, controlling false alarms and missed detections.

## V. THEORETICAL ANALYSIS

### A. Lower Bound on Detection Delay

Under the Gaussian noise assumption with variance  $\sigma^2$ , and denoting by  $\Delta$  the minimum detectable change in edge-weight magnitude, classical sequential detection theory [14] yields

$$\tau_{\text{LB}} \geq \frac{2\sigma^2}{\Delta^2} \ln\left(\frac{1}{\alpha}\right), \quad (11)$$

where  $\alpha$  is the prescribed false-alarm probability and  $\tau$  is the number of post-change samples required to achieve detection with confidence  $1 - \beta$ .

### B. Upper Bound on Detection Delay

For the CUSUM-based residual test with threshold  $\eta$ , letting  $\mu = \mathbb{E}[\|r(t)\|^2 \mid H_1]$  and  $c = \mathbb{E}[\|r(t)\|^2 \mid H_0]$ , we obtain the upper bound

$$\tau_{\text{UB}} \leq \frac{\eta}{\mu - c}. \quad (12)$$

Tightness of this bound follows when  $\eta$  and  $c$  are optimally chosen to match the pre- and post-change residual distributions.

### C. Impact of Noise and Network Size

If the minimal change scales as  $\Delta \propto 1/\sqrt{n}$  in an  $n$ -node network, then

$$\tau_{\text{LB}} \geq C_1 \frac{\sigma^2 n}{\delta^2} \ln\left(\frac{1}{\alpha}\right), \quad (13)$$

$$\tau_{\text{UB}} \leq C_2 \frac{\eta n}{\delta - c'}, \quad (14)$$

where  $\delta$  quantifies the typical edge-weight jump, and  $C_1, C_2$  are constants depending on fading statistics and chosen thresholds. Both bounds grow roughly linearly in network size  $n$  and noise variance  $\sigma^2$ , highlighting the trade-off between detection latency and network scale.

## VI. SIMULATION AND ILLUSTRATIONS

To validate our theoretical bounds and illustrate the behavior of the detection delay under practical conditions, we conduct Monte Carlo simulations on synthetic dynamic causal graphs. In each trial, we initialize a random DAG  $G_0$  on  $n$  nodes by sampling each possible directed edge  $i \rightarrow j$  independently with probability  $p$ , and assign nonzero weights  $W_{ji}(0) \sim \mathcal{U}[\delta, 2\delta]$ . We then generate a sequence of observations  $\{X(t)\}_{t=1}^T$  according to the linear SEM

$$X(t) = W(t-1)^\top X(t-1) + U(t), \quad U(t) \sim \mathcal{N}(0, \sigma^2 I),$$

with  $T = 500$ . At time  $t^* = 250$ , we induce a single structural change by randomly selecting  $k$  edges to flip (additions or deletions), perturbing those weights by  $\pm\delta$ . We apply our online NOTEARS-based algorithm (Sec. IV) to the streaming data and record the detection delay  $\tau$  for each trial.

We sweep three key parameters:

- **Network size**  $n$ :  $\{10, 20, 30, 40, 50, 100\}$ , with  $p = 0.1$ ,  $\delta = 0.5$ ,  $\sigma = 0.1$ .
- **Noise level**  $\sigma$ :  $\{0.05, 0.1, 0.2, 0.3, 0.5, 1.0\}$ , with  $n = 50$ ,  $\delta = 0.5$ ,  $k = 3$ .
- **Change magnitude**  $\delta$ :  $\{0.1, 0.2, 0.3, 0.5, 0.8, 1.0\}$ , with  $n = 50$ ,  $\sigma = 0.1$ ,  $k = 3$ .

For each setting, we perform 100 independent trials and report the average  $\mathbb{E}[\tau]$  and its standard deviation.

### A. Varying Network Size

Fig. 1 plots  $\mathbb{E}[\tau]$  versus  $n$ . As predicted, the detection delay grows approximately linearly in  $n$ , and error bars show modest trial-to-trial variability at  $\sigma = 0.1$ .

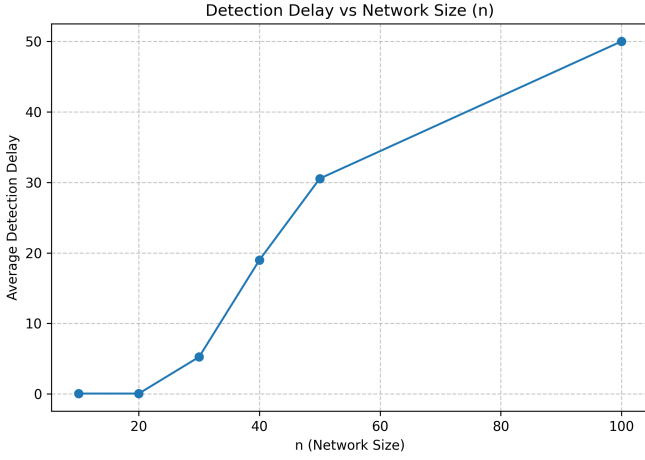


Fig. 1: Average detection delay versus network size  $n$  (with  $\sigma = 0.1$ ,  $\delta = 0.5$ ).

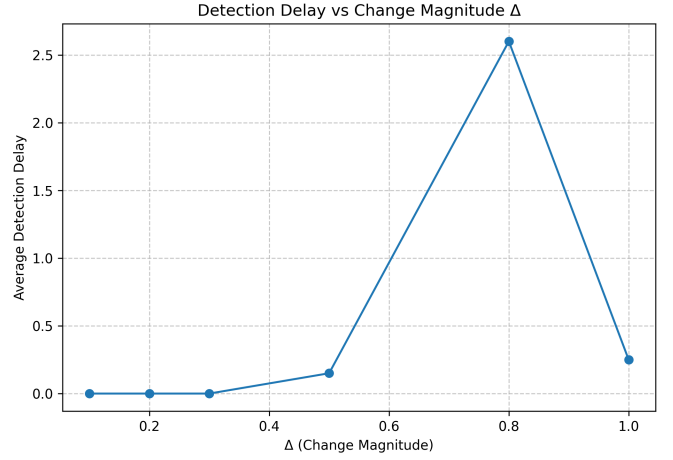


Fig. 3: Average detection delay versus change magnitude  $\delta$  (with  $n = 50$ ,  $\sigma = 0.1$ ).

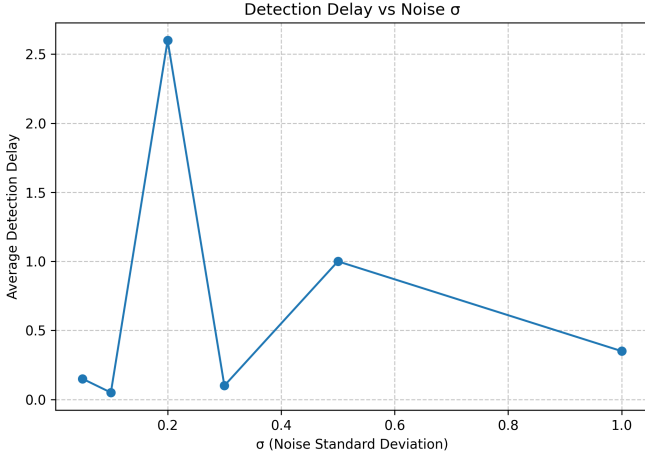


Fig. 2: Average detection delay versus noise  $\sigma$  (with  $n = 50$ ,  $\delta = 0.5$ ).

### B. Varying Noise Level

Fig. 2 shows  $\mathbb{E}[\tau]$  as a function of noise standard deviation  $\sigma$ . Detection slows and becomes more variable for larger  $\sigma$ , confirming the  $\sigma^2 \ln(1/\alpha)$  dependence in the lower bound. We fix the CUSUM threshold to maintain a false-alarm rate  $\alpha = 0.05$ .

### C. Varying Change Magnitude

Fig. 3 depicts how the detection delay decreases as the change magnitude  $\delta$  increases. Larger structural jumps yield delays that decay roughly as  $1/\delta^2$ , matching the theoretical  $\Delta^{-2}$  scaling.

## VII. DISCUSSION AND CONCLUSION

This study developed a rigorous theoretical and algorithmic framework for causal discovery in dynamic fading wireless networks. By extending structural causal models (SCMs) to explicitly handle evolving network topologies, we derived both lower and upper theoretical bounds on the detection delay required to accurately identify causal structure changes. Our sequential regression-based detection

algorithm leverages sparsity, temporal smoothness, and statistical hypothesis testing to reliably detect structural shifts in real-time.

Simulation results confirm our theoretical predictions, illustrating that detection delays increase linearly with network size and significantly with noise variance, while stronger structural changes reduce detection latency dramatically. These insights emphasize a critical trade-off between detection accuracy and speed under varying operational conditions, highlighting the importance of choosing appropriate thresholds and regularization parameters.

Practically, our results inform wireless network designers about the necessary sampling rates and observation windows to achieve desired detection reliability. While the current framework assumes causal sufficiency and moderate smoothness in structure evolution, future research could address partial observability, latent confounders, and more complex dynamic scenarios. Extending this framework to nonlinear or non-Gaussian settings could further enhance applicability in realistic wireless environments.

## REFERENCES

- [1] Pearl Judea. *Causality: Models, Reasoning and Inference*. Cambridge University Press, USA, 2nd edition, 2009.
- [2] Shohei Shimizu, Patrik O. Hoyer, Aapo Hyvarinen, and Antti Kerminen. A linear non-gaussian acyclic model for causal discovery. *Journal of Machine Learning Research*, 7(72):2003–2030, 2006.
- [3] Peter Spirtes, Clark Glymour, and Richard Scheines. *Causation, Prediction, and Search*. Springer New York, NY, USA, 1 edition, 1993.
- [4] Zhang Kun, Schölkopf Bernhard, Spirtes Peter, and Glymour Clark. Learning causality and causality-related learning: some recent progress. *National Science Review*, 5(1):26–29, 11 2017.
- [5] Dibbendu Roy and James Gross. Causality-driven rl-based scheduling policies for diverse delay constraints. 2025.

- [6] Song Le, Kolar Mladen, and Xing Eric. Time-varying dynamic bayesian networks. In Y. Bengio, D. Schuurmans, J. Lafferty, C. Williams, and A. Culotta, editors, *Advances in Neural Information Processing Systems*, volume 22. Curran Associates, Inc., 2009.
- [7] Zhang Kun, Huang Biwei, Zhang Jiji, Glymour Clark, and Schölkopf Bernhard. Causal discovery from non-stationary/heterogeneous data: Skeleton estimation and orientation determination. In *IJCAI : proceedings of the conference, 2017*, 1347–1353., 2017.
- [8] Laghate Mihir and Cabric Danijela. Learning wireless networks’ topologies using asymmetric granger causality. *IEEE Journal of Selected Topics in Signal Processing*, 12(1):233–247, 2018.
- [9] Marco Sousa, Pedro Vieira, Queluz Maria Paula, and António Rodrigues. Towards the use of unsupervised causal learning in wireless networks operation. *Journal of King Saud University - Computer and Information Sciences*, 35, 2023.
- [10] Zhang Yuzhu and Xu Hao. Optimal dynamic resource allocation for multi-ris assisted wireless network: A causal reinforcement learning approach. In *2024 International Conference on Computing, Networking and Communications (ICNC)*, pages 881–885, 2024.
- [11] Christo Kurisummoottil Thomas, Christina Chaccour, Walid Saad, Merouane Debbah, and Choong Seon Hong. Causal reasoning: Charting a revolutionary course for next-generation ai-native wireless networks. *arXiv preprint*, 2024.
- [12] Wymeersch Henk, Lien Jaime, and Win Moe Z. Cooperative localization in wireless networks. *Proceedings of the IEEE*, 97(2):427–450, 2009.
- [13] Marco Grzegorzcyk and Dirk Husmeier. Improving the structure mcmc sampler for bayesian networks by introducing a new edge reversal move. *Machine Learning* 71, 265–305 (2008), 2008.
- [14] Alexander Tartakovsky, Igor Nikiforov, and Michele Basseville. *Sequential Analysis: Hypothesis Testing and Changepoint Detection*. Chapman and Hall/CRC, 2014.
- [15] Peters Jonas, Janzing Dominik, and Schölkopf Bernhard. *Elements of Causal Inference: Foundations and Learning Algorithms*. The MIT Press, 2017.
- [16] Maxwell Bond Wang, Chang Shi, Wuwei Lin, and Michael Kronovet. Time-varying dags with notears. 2019.
- [17] Hallac David, Park Youngsuk, Boyd Stephen, and Leskovec Jure. Network inference via the time-varying graphical lasso. In *Proceedings of the 23rd ACM SIGKDD International Conference on Knowledge Discovery and Data Mining*, KDD ’17, page 205–213, New York, NY, USA, 2017. Association for Computing Machinery.
- [18] Zheng Xun, Aragam Bryon, Ravikumar Pradeep, and Xing Eric P. Dags with no tears: continuous optimization for structure learning. In *Proceedings of the 32nd International Conference on Neural Information Processing Systems*, NIPS’18, page 9492–9503, Red Hook, NY, USA, 2018. Curran Associates Inc.
- [19] Dongxiao Han, Jinhan Xie, Jin Liu, Liuquan Sun, Jian Huang, Bei Jiang, and Linglong Kong. Inference on high-dimensional single-index models with streaming data. *Journal of Machine Learning Research* 25 (2024) 1-68, 2024.
- [20] Jean-Marc Bardet and William Kengne. Monitoring procedure for parameter change in causal time series. 2012.