

Usability Evaluation of Cloud for HPC Applications

Vanessa Sochat*

sochat1@llnl.gov

Lawrence Livermore National Laboratory
Livermore, California, USA

Daniel Milroy

milroy1@llnl.gov

Lawrence Livermore National Laboratory
Livermore, California, USA

Abhik Sarkar

sarkar6@llnl.gov

Lawrence Livermore National Laboratory
Livermore, California, USA

Aniruddha Marathe

marathe1@llnl.gov

Lawrence Livermore National Laboratory
Livermore, California, USA

Tapasya Patki

patki1@llnl.gov

Lawrence Livermore National Laboratory
Livermore, California, USA

Abstract

The rise of AI and the economic dominance of cloud computing have created a new nexus of innovation for high performance computing (HPC), which has a long history of driving scientific discovery. In addition to performance needs, scientific workflows increasingly demand capabilities of cloud environments: portability, reproducibility, dynamism, and automation. As converged cloud environments emerge, there is growing need to study their fit for HPC use cases. Here we present a cross-platform usability study that assesses 11 different HPC proxy applications and benchmarks across three clouds (Microsoft Azure, Amazon Web Services, and Google Cloud), six environments, and two compute configurations (CPU and GPU) against on-premises HPC clusters at a major center. We perform scaling tests of applications in all environments up to 28,672 CPUs and 256 GPUs. We present methodology and results to guide future study and provide a foundation to define best practices for running HPC workloads in cloud.

ACM Reference Format:

Vanessa Sochat, Daniel Milroy, Abhik Sarkar, Aniruddha Marathe, and Tapasya Patki. 2025. Usability Evaluation of Cloud for HPC Applications. In *Proceedings of Conference (2025)*. ACM, New York, NY, USA, 13 pages. <https://doi.org/10.5281/zenodo.14396613>

1 Introduction

Due to its rapid growth and economic might, cloud is expected to continue as a primary driver of computing innovation, growing at 20% per year to reach over \$1.28T USD of revenue by 2028 [40]. In comparison, traditional, on-premises high performance computing (HPC) had revenue of \$60B USD in 2024, and is projected to grow to \$100B USD by 2028 [78]. HPC is presented with increasing uncertainty and risks associated with cloud market dominance [77]. Engineering costs are now high compared to most computing companies and government budgets [77]; they will be paid by the companies with the largest market capitalization for investments with the largest returns. The investments may shape computing in ways that are less suitable to scientific computing, extending beyond market share into the ability to hire talent and obtain resources.

As the traditional, on-premises HPC market shrinks relative to cloud and development proceeds proportionally, scientific workflows may be required to use resources not designed for their needs. A lack of understanding of these new environments could prevent workflow deployment and hinder scientific progress. “Converged

computing” is a movement that precludes a future mismatch by promoting the integration of HPC and cloud technologies and cultures into a best-of-both-worlds [89]. The movement is bidirectional, bringing components of cloud to on-premises setups [87] and HPC to cloud [70, 81, 86]. Scientific workflows routinely integrate HPC simulations with artificial intelligence (AI) and machine learning (ML). In turn, AI deployments in hyperscaler clouds have adopted HPC practices to improve model performance and efficiency. Both require continuous innovation to generate discoveries and products.

The increasing ubiquity of cloud and its integration of traditional HPC characteristics into converged environments (as well as the reverse) have made the usage of “cloud” and “HPC” monikers murky. For the purposes of our work, traditional HPC, or “HPC-native” is a bare-metal (i.e., not virtualized) environment that enables the highest performance, lowest latency (network, memory access, etc.), and highest parallel efficiency of tightly coupled applications. HPC-native clusters are typically designed to support the execution of a small number of scientific applications, and the cluster software and hardware are optimized for those applications. HPC-native jobs are executed by submission to resource managers and schedulers such as Slurm [91], LSF [48], PBS [90], and Flux [1, 2].

“Cloud” or cloud-native environments enable automation, portability, resiliency, reproducibility, elasticity, and resource dynamism. They provide access to infrastructure, hardware, and software as paid services. Applications in cloud typically run on provisioned virtualized, containerized, or orchestrated setups provided by hyperscalers. Cloud-native applications may be ported to HPC-native clusters or HPC-native applications to cloud after substantial effort.

Modern workloads require much of the spectrum between pure, HPC-native and pure cloud-native environments. For example, a composite scientific workflow can contain a tightly coupled scientific simulation and database along with AI services. While cloud-native deployments of AI models with services are well-established, porting components initially designed for HPC-native infrastructure to cloud is less common. The best-suited cloud environments from a performance *and* usability perspective are poorly defined.

Workflow portability has become a component of performance. Portability enables access to a larger pool of resources, allowing users to decide when, how, and where to run their applications based on resource availability, cost, and characteristics. As portability across infrastructures becomes increasingly desirable, understanding the usability and performance characteristics of tightly coupled applications in converged and cloud-native environments is correspondingly necessary, and is the goal of this work.

*Corresponding Author

1.1 Background

Computing infrastructure and software environments are designed to support customer use cases. The cloud customer base is much of the world population, and its use cases are equally diverse. Services designed to meet those needs must be planet-scale, elastic, resilient, and automated. HPC has advanced application performance and scalability to meet the needs of researchers and engineers, and its infrastructure and environment reflect that specificity.

Cloud computing emerged in 2006 with Amazon’s first commercial cloud [34], which offered compute as a service. As the prevalence of cloud computing increased, HPC users began testing and running workloads in the cloud, an important development for those without access to centers [46]. Initial performance studies revealed limitations, particularly with respect to network performance and I/O [29].

As cloud services became integral to everyday life, application and infrastructure automation, autoscaling, and resilience assumed increasing importance. Kubernetes [44] surfaced to address these challenges as an open source evolution of Google Borg. Kubernetes has become the standard full-lifecycle orchestrator for containerized applications and benefits from over 94K code contributors [28]. Kubernetes’ massive contributor base and ubiquity has made it a lingua franca and portability layer for cloud-native applications. Large-scale, complex and dynamic scientific workflows that integrate traditional HPC simulation together with cloud-oriented components such as AI/ML, messaging, and database services [3, 18, 19, 22, 30, 35, 57, 75, 80, 85] can benefit from this ecosystem. HPC applications running in containerized environments have not been observed to experience performance degradation compared to bare-metal execution [47, 58, 92], and Remote Direct Memory Access (RDMA) and OS-bypass mechanisms avoid overhead introduced by the Kubernetes network [17]. With these mechanisms in place, the environment overhead is potentially small.

Understanding the practical usability, benefits, relative overheads, and performance limitations of scientific applications running in these environments can direct more traditional performance studies, and provide real-world experience to better inform workflow movement between infrastructures.

Related Work. Recent studies test Message Passing Interface (MPI)-based applications in Kubernetes [70, 86] or in a single or small number of environments [23, 42]. Performance and usability studies in the last decade have equivalently looked at small numbers of nodes and applications [41]. Recent studies have tested applications at larger scales on a limited number of environments [33, 55, 70]. Numerous studies investigate performance and usability and describe the porting process of small numbers of HPC applications running in the cloud at smaller scales. Surveys like [72] provide an overview of such works. We are not aware of studies that evaluate usability and application performance of over 10 applications and on multiple environments, including on-premises, virtual machine (VM), and Kubernetes, at a scale of over 100-nodes and 100-GPUs.

Contributions. For this study, we aimed to build a suite of 11 CPU and GPU HPC applications to study performance and usability of 14 environments. We targeted the most commonly used clouds and viable setups offered by each. We used qualitative and quantitative

metrics, evaluating the difficulty of setup and execution, and accounting for extra development or debugging needed. We tested features (e.g., auto-scaling) that are not native to HPC, but suggested for specific cloud environments. Our contributions include:

- Suggested practices for orchestration of cloud studies
- Qualitative usability assessment of 12 cloud environments
- Synthetic benchmark and proxy app performance on up to 256 nodes and GPUs across 13 different environments
- Kubernetes configurations of 11 HPC apps on 32-256 nodes
- Daemonset to deploy Infiniband to Azure
- 97 containerized CPU/GPU HPC apps specific to each cloud
- Azure VM bases for Ubuntu 24.04 with NVIDIA drivers
- 25,541 datasets (runs), 3,546 reported in the paper.

Performing a more comprehensive evaluation of cloud environments is a challenging task that is notably different from running studies on HPC; along with needing custom setups and builds, cloud environments are ephemeral, often opaque to the user, and change over time. Due to resource contention and budget limits, testing is often limited or not possible. However, such an understanding can prompt and facilitate collaboration between HPC users, researchers and cloud engineers.

We first provide an overview of our methods (Section 2), discussing the practical steps to obtain resources, software, applications, and environment setups. In our results (Section 3) we investigate environment usability and application performance. We conclude with a discussion of usability, suggested practices, and feedback for each cloud in anticipation of future work (Section 4). We contribute to the HPC community a practical understanding of environments available, and suitability for different scales of work.

2 Methods

2.1 Overview of Study Design

The study aimed at a best-effort assessment of usability and performance of different cloud vendor offerings for environments that support HPC workloads, including those provided by Amazon Web Services (AWS), Google Cloud, and Microsoft Azure at the largest scale possible given our budget. Usability in this context is primarily qualitative and includes an assessment of ease of obtaining and using resources and supporting tools, along with the extent to which additional development or debugging is needed. Performance is measured by the reported or derived figure of merit (FOM) specific to each application. We budgeted for a spend of \$49,000 USD per cloud and targeted a scale of 256 CPU nodes and 256 GPUs. Due to the high rate of change of cloud resources and technologies, the data collected is a snapshot of clouds’ states with a shorter term of representation than is typical for HPC studies. Throughout this paper we use the terms “nodes” and “instances” interchangeably.

2.2 Architecture and Hardware

Comparable architectures and hardware were needed to make a fair comparison across clouds and local environments. Our goal was to use the newest generation of GPUs with an available quantity of 256 GPUs (8 GPU/node corresponds to a 32 node cluster). We chose the GPU count to represent a moderate-scale HPC application execution and to provide a large enough maximum size to test the application scaling characteristics. We adopted a similar approach

to testing CPU nodes, choosing instances that offered a comparable architecture based on *AMD EPYC™* CPUs available in quantities of 256 or more. Within this set of comparable CPU architectures, AWS and Azure offered 96 cores per instance, while Google Cloud had 56, a difference that should be noted when considering results.

It was not possible to obtain newer generations of GPUs in our desired quantity on any cloud. The three-generation-old *NVIDIA V100* was the only way to do a comparison with the same hardware across clouds at our desired scale. While using an older model is not ideal, it would provide a fair comparison of equivalent hardware, and it reduced risk, as many of our study applications were well-tested on *NVIDIA V100s* but not on newer GPUs. Complete details for all nodes used in the study are included in Table 2.

2.3 Experiment Environments

Kubernetes. We tested Kubernetes, the de facto standard cloud orchestrator [44] using the Elastic Kubernetes Service (EKS) on Amazon (v1.27), Azure Kubernetes Service (AKS) on Microsoft (v1.29.7), and Google Kubernetes Engine (GKE) on Google Cloud (v1.29.7). We further unified our experiments by using the *Flux Operator* [86], a Kubernetes operator that deploys a Flux cluster across nodes. While Flux was initially developed for on-premises HPC, it is agnostic to the nodes used, and runs on cloud VMs [1].

Virtual Machines. Each cloud advertises different VM solutions that are suitable for HPC workloads, including ParallelCluster (AWS) [91], Cluster Toolkit (Google Cloud), and CycleCloud (Microsoft Azure). These setups extend the capability of traditional HPC clusters by offering the ability to add and remove nodes dynamically. In these environments, we opted to maximize the comparability of the experiments with Kubernetes by using the same containers, but pulled directly to the machines using Singularity [53].

On-premises. We used the *A* and *B* clusters at *Institution* for CPU and GPU runs, respectively. *A* (2023) has 1,544 total nodes with *Intel Xeon* CPUs and 112 cores per node, and provides the Slurm workload manager [49]. *B* is an IBM system (2018) that provides 795 total nodes with 44 *IBM POWER9* CPUs and 4 *NVIDIA V100* GPUs per node. It uses LSF [48] for job submission and scheduling.

2.4 Scale

For CPU experiments we tested cluster sizes of 32, 64, 128, and 256 nodes. For GPU experiments we sought to provision cluster sizes of 4, 8, 16, and 32 nodes, each with 8 *NVIDIA V100* GPUs. Due to the different number of GPU per node on *B* (4) as compared to cloud (8) we compare sizes 8, 16, 32, and 64 nodes on *B* to sizes 4, 8, 16, and 32 on cloud, recognizing that *B* would require greater network utilization given twice the number of nodes at each size. Details about nodes (Table 2) and environments (Table 3) are provided.

2.5 Usability Evaluation

The goal of our usability study was to provide researchers and HPC developers with an understanding of available environments, and to provide clouds with feedback to address shortcomings and improve user experience. For each environment we aimed to qualitatively evaluate the sequence of steps between setup and execution. Specific steps and tasks for each cloud environment are available [10],

Table 1: Environment Characteristics

Environment	Scheduler	Containers
CPU <i>A</i> _(p)	Slurm	No
CPU ParallelCluster _(aws)	Slurm	Yes _(s)
CPU EKS _(k,aws)	Flux	Yes _(cd)
CPU Compute Engine _(g)	Flux	Yes _(s)
CPU GKE _(k,g)	Flux	Yes _(cd)
CPU CycleCloud _(az)	Slurm	Yes _(s)
CPU AKS _(k,az)	Flux	Yes _(cd)
GPU <i>B</i> _(p)	LSF	No
GPU ParallelCluster _(aws)	Slurm	Yes _(s)
GPU EKS _(k,aws)	Flux	Yes _(cd)
GPU Compute Engine _(g)	Flux	Yes _(s)
GPU GKE _(k,g)	Flux	Yes _(cd)
GPU Cyclecloud _(az)	Slurm	Yes _(s)
GPU AKS _(k,az)	Flux	Yes _(cd)

Amazon Web Services *aws*, Microsoft Azure *az*, Google Cloud *g*, On-Premises *p*
Kubernetes *k*, containerd *cd*, Singularity *s*

and include setup (testing, deployment, and configuration), development (addressing needs identified for setup), application setup (building containers, environment, and parameters), and manual intervention (interactions and monitoring required to orchestrate the study). For each category and environment, we will provide a qualitative measure of effort as was done in [41] that reflects our subjective experience of the step. A value of “low” indicates that procedure required for the step worked after following available instructions, with minimal development or configuration needed. A value of “medium” reflects facing unexpected issues needing debugging or development, and a value of “high” means that there was significant development effort. We also aimed to provide an assessment of the difficulty to obtain accounts and resource quotas.

2.6 Networking

AWS setups used the Elastic Fabric Adapter (EFA) suggested for HPC workloads [4] that can be installed in Elastic Compute Cloud (EC2) and EKS environments to allow for network packets to bypass the operating system and go directly to the device. For ParallelCluster, EFA was added via a parameter in the cluster configuration file [12]. For EKS, it was installed via a daemonset. For Microsoft Azure, all setups used HPC VMs that came with InfiniBand enabled [50]. There were no comprehensive instructions for enabling the same drivers on AKS, requiring development work by our team (Section 3.1). GKE experiments used Premium Tier 1 networking to improve bandwidth, and Compute Engine clusters used Standard [26].

Each cloud allows requesting nodes to be placed in close proximity, typically in the same rack, region, or zone. At the time of our study, Google Cloud *COMPACT* could be requested for up to 150 nodes (recently increased to 1500) to place nodes in the same zone [24]. On AWS a *cluster placement group* ensures that nodes are packed closely together in a single Availability Zone [5]. Azure defines *proximity placement groups* [16] for instances to be created in a single datacenter. This strategy is suited to more tightly coupled workloads. Finally, our on-premises clusters used low-latency fabrics *Omni-Path 100* [20] on *A* and *InfiniBand EDR* [38] on *B*.

Table 2: Nodes and Network

Environment	Node Type	Processor/GPU	Cores/Frequency	Memory	Network	Cost/Hr
CPU A _(p)	Dell	Intel Xeon Platinum 8480+	112/3.8 GHz	256GB	Omni-Path 100	–
CPU ParallelCluster _(aws)	Hpc6a	AMD EPYC 7R13/7003	96/3.6 GHz	384GB	EFA Gen1.5	\$2.88
CPU EKS _(k,aws)	Hpc6a	AMD EPYC 7R13/7003	96/3.6 GHz	384GB	EFA Gen1.5	\$2.88
CPU Compute Engine _(g)	c2d-standard-112	AMD EPYC 7B13	56/2.45-3.5 GHz	448GB	Google Premium	\$5.06
CPU GKE _(k,g)	c2d-standard-112	AMD EPYC 7B13	56/2.45-3.5 GHz	448GB	Google Premium, Tier_1	\$5.06
CPU CycleCloud _(az)	HB96rs v3	AMD EPYC 7003	96/1.9-3.5 GHz	448GB	InfiniBand HDR	\$3.60
CPU AKS _(k,az)	HB96rs v3	AMD EPYC 7003	96/1.9-3.5 GHz	448GB	InfiniBand HDR	\$3.60
GPU B _(p)	IBM	IBM Power9/V100 16GB	44/3.5 GHz max	256GB	InfiniBand EDR	–
GPU ParallelCluster _(aws)	p3dn.24xlarge	Xeon Platinum 8175/V100 32GB	48/2.5 GHz	768GB	EFA Gen1	\$34.33
GPU EKS _(k,aws)	p3dn.24xlarge	Xeon Platinum 8175/V100 32GB	48/2.5 GHz	768GB	EFA Gen1	\$34.33
GPU Compute Engine _(g)	n1-standard-32	Xeon Haswell E5 v3/V100 16GB	16/2.3 GHz	120GB	Google Premium	\$23.36
GPU GKE _(k,g)	n1-standard-32	Xeon Haswell E5 v3/V100 16GB	16/2.3 GHz	128GB	Google Premium	\$23.36
GPU Cyclecloud _(az)	ND40rs v2	Xeon Platinum 8168/V100 32GB	48/2.7 GHz	672GB	InfiniBand EDR	\$22.03
GPU AKS _(k,az)	ND40rs v2	Xeon Platinum 8168/V100 32GB	48/2.7 GHz	672GB	InfiniBand EDR	\$22.03

Amazon Web Services *aws*, Microsoft Azure *az*, Google Cloud *g*, On-Premises *p*, Kubernetes *k*. Cost is hourly in USD for a single instance, with GPUs included.

2.7 Software Builds

Containers. All cloud experiments used common containers and base images, with an emphasis on maximizing similarity within and across environments. Containers run in VM environments via Singularity were equivalent to those deployed in Kubernetes. For each container we installed the same versions of Flux Framework projects (flux-security 0.11.0, flux-core 0.61.2, flux-sched 0.33.1, flux-pmix 0.4.0) and core dependencies (cmake 3.23.1, libfabric 1.21.1 for AWS), along with OpenMPI 4.1.2. We chose OpenMPI because it is suggested for use on Azure [51] and AWS [82], and in testing we found it outperformed Intel MPI in Google Cloud [8]. We also built the same releases or commits of applications [10]. Containers are deployed to the registry alongside the repository [10].

Differences in container builds came down to drivers and networking software. AWS needed OpenMPI compiled with libfabric for EFA. Azure containers required the Unified Communication X (UCX) for InfiniBand [84]. Google Cloud did not need any special software or drivers, and could share containers with AWS. Per suggested practice [25, 27], we built Rocky bases for Compute Engine.

Virtual Machine Images. We used the recommended Rocky Linux Optimized for Google Cloud [27] for the Compute Engine base image, installing the same versions for each of the Flux packages, OpenMPI, and Singularity. This VM base used the same set of build instructions as was used for the containers, ensuring that the environments and paths were equivalent. AWS ParallelCluster and Azure CycleCloud VMs were provided to us.

On-premises Builds. Bare-metal builds for *B* (GPU) and *A* (CPU) required building applications directly on the systems using software modules. CPU and GPU variants of AMG2023 (Section 2.8) were built using the Spack package manager [10, 39], and all other applications were built from respective open source repositories.

2.8 Applications

The choice of our 11 applications was dictated by the CORAL-2 benchmarks [54] used to assess enterprise systems at DOE centers as well as other common HPC proxy apps and synthetic benchmarks.

For each, strong or weak scaling was chosen based on properties of the application [14]. Five iterations were run at each scale.

AMG2023 required different builds to avoid segfaults. The software uses hypre [63], which has flags for 64-bit and mixed integers. Our GPU builds required the mixed integer flag to set `HYPRE_BigInt` to `long long int`, reducing memory usage and computational costs in comparison with enabling `long long int` uniformly [61, 63]. The big integer flag was needed for CPU builds to set both `HYPRE_BigInt` and `HYPRE_Int` to `long long int` to avoid segfaults and solve larger systems [63]. For CPU and GPU configurations, we ran problem 2 and used a problem size of $256 \times 256 \times 128$ [61]. The FOM is defined as the following, where nnz_AP is the total number of non-zeros, and two wall clock times for each of setup and the solving phase [61]: $FOM = \frac{nnz_AP}{SetupPhaseTime + 3 * SolvePhaseTime}$.

We chose a per-GPU problem size that would fit into 16GB GPU memory to be compatible with the *NVIDIA V100* variant offered by Google Cloud and cluster *B*. Our choice also ensured the global problem size was small enough to be indexed by an integer [62]. We ran AMG2023 tests in a weak scaling configuration.

Laghos (LAGrangian High-Order Solver) is a proxy app that simulates the compression of gas using a moving Lagrangian frame [36]. The suggested FOM is the major kernels total rate (megadofs \times time steps/second). We ran Laghos in a strong scaling configuration similar to the Vulcan example [65] with a *cube_311_hex* mesh using partial assembly and a maximum of 400 steps.

LAMMPS (Large-scale Atomic/Molecular Massively Parallel Simulator) is a proxy application to model the reaction of atoms, first calculating the force, energy, and pressure during chemical reactions, and then using these calculations to solve a matrix optimization problem. We used the *ReaxFF* package for our study, which refers to a reactive force field [66]. We followed a suggested practice [66] to calculate the millions of atom steps per second (m-atom steps) for our FOM. A larger value is better, indicating a system can do more calculations per second. We chose a consistent problem size of $64 \times 32 \times 32$ to run on GPU, and $64 \times 64 \times 32$ for CPU for each of parameters *x*, *y*, and *z*, respectively. The GPU problem size was chosen to be smaller to fit on the GPUs on Google Cloud and *B*. We ran LAMMPS in a strong scaling configuration.

Kripke is a deterministic particle transport proxy application intended for testing how data, programming, and systems impact particle transport performance. It primarily takes parameters that describe energy groups, data layout, and thread and task parallelism and solver setup. We chose to use grind time, the time to complete a unit of work (lower is better), as our FOM [64].

MiniFE (mini Finite Element proxy application) is a “proxy application for unstructured implicit finite element codes,” and is similar to HPCG [56]. The suggested FOM is the total conjugate gradient mega floating-point operations per second (Total CG Mflops) [56].

MT-GEMM is part of the NERSC proxy suite (MT-xGEMM) to measure matrix multiplication for GPU [71]. We used an MPI implementation for CPU [76], part of the PRACE HPC kernels.

Mixbench is a well-known CPU and GPU benchmark, which we were primarily interested in running as a single-node benchmark to provide basic metrics and attributes for our GPU [37].

OSU Benchmarks (Ohio State University Benchmarks) are considered an HPC community standard for measuring MPI communication patterns [74]. We chose to run point-to-point benchmarks for each of latency (*osu_latency*) and bandwidth (*osu_bw*) and the all reduce collective communication pattern (*osu_allreduce*). For GPU runs, the benchmarks were run using host to host mode (`cuda -d H H`) as only Infiniband fabrics support GPU Direct (device to device RDMA) [83]. For point-to-point benchmarks, we opted for a sampling strategy where we randomly selected 8 nodes, and selected at most 28 combinations of pairs to test.

Single Node Benchmark We developed a single node benchmark that would be run on each node and save the output of `dmidecode` [67], CPU information from `/proc/cpuinfo`, node topology (images and XML) from `hwloc` [21], and output from `sysbench` [52].

Stream is a memory bandwidth benchmark that measures kernels for Copy, Scale, Add, and Triad operations [69]. For our study, we use variants for each of CPU [43] and GPU [32], and ran the benchmark in two configurations: single-node (CPU), and across nodes (GPU). To measure memory bandwidth we used the Stream Triad Kernel. This vector kernel operation is common in HPC applications, and is a useful synthetic benchmark for testing memory bandwidth by performing loads, multiplications, and stores.

Quicksilver is a proxy application that solves a simplified Monte Carlo particle transport problem [79]. It uses OpenMP and MPI and replicates comparable patterns of memory access, communication patterns, and branching and divergence as its full application counterpart [79].

2.9 Workload Orchestration

EKS was deployed via *eksctl*, GKE via *gcloud*, and aks via the web interface. Workloads run in VM environments were deployed following vendor instructions and submit to respective jobs managers. On-premises workloads needed to wait in the queue. The *Flux Operator* [86] was used in all Kubernetes environments, and each cluster size was deployed independently to be more cost effective. Job output was saved to file and pushed to a registry [15].

3 Results

3.1 Usability Assessment

We assessed each cloud environment across the categories of setup, development, application setup, and manual intervention, for each assigning a perceived effort score of *low*, *medium*, or *high* (Table 3). We were unable to make an assessment of AWS ParallelCluster GPU due to an inability to do a custom build that required a combination of newer orchestration software with older drivers, reducing our assessment from 12 to 11 cloud environments.

Accounts and Resources. We ascribe a *low* difficulty score to Azure and Google, as we had no issues with quotas or provisioning of GPUs. We ascribe a *medium* score to for acquiring GPUs on AWS. An initial, small reservation request was made at the beginning of August for prototyping. The reservation was never granted, meaning development and testing was not possible using GPUs. The reservation was pushed to a 48 hour block during the last week of the month. We had no issues with CPU quotas.

Setup. ParallelCluster CPU (*medium*) required a custom build and multi-step configuration. Each of the CycleCloud CPU and GPU setups (*high*) took over a day to deploy and interfaces were challenging to use, often going out of sync with the Azure portal. The Compute Engine CPU and GPU setups were a *medium* effort because we could not customize configuration files for Cluster Toolkit.

CPU and GPU setups on Azure required multiple stages of commands to bring up clusters (*medium*). For GPU driver provisioning, despite enabling health checks, we experienced an issue where a node consistently came up with 7/8 GPU on the 32 node cluster. We spent 20-30 minutes debugging and trying to request a new node. Releasing the resource did not resolve the issue, as the node was re-allocated. Anticipating this issue, we had asked for quota of 33 nodes, and were able to bring up a final working node, and remove the erroneous one. This issue has been reported before [55].

During AWS EKS acquisition of GPU nodes an erroneously created placement group led to a partial instantiation of the cluster. Debugging and fixing of the issue required additional work and substantial cost to complete the setup (*high*).

Development. AKS environments for CPU and GPU required a *high* level of effort. We needed to create a custom container base that would support proprietary software (e.g., *hpcx*, *hcoll*, and *sharp*), and develop a custom daemonset to install InfiniBand drivers [9].

For AWS EKS (*high*), we discovered issues with an erroneously created placement group [11], and a missing cleanup step that broke provisioning [7]. We did a custom build of the tool to run the study. For the largest cluster size (256 nodes) we ran out of network prefixes for the container networking interface (CNI) and fixed the issue by patching the CNI daemonset to allow for prefix delegation to increase the number of addresses available.

Finally, due to issues with GPUs and Slurm using Cluster Toolkit, we developed custom Terraform deployments for Flux Framework on Google Cloud for each of CPU and GPU (*medium*).

Application Setup. In total there were 220 unique container builds, 114 tested, 97 intended to be used, and ultimately only 74 used due to the AWS ParallelCluster GPU environment not being deployed.

The Azure container bases used across environments, for each of GPU and CPU (*high*), were challenging to build.

Working with UCX on Azure proved to be highly challenging. We did not find suggested practices, and found better performance on AKS using `OMPI_MCA_btl=openib` running in unified mode (`UCX_UNIFIED_MODE=y`) and the transport set to infiniband (`UCX_TLS=ib`). On CycleCloud the best performing transport was `UCX_TLS=ud,shm,rc` for unreliable datagram, shared memory, and reliable connected [73]. On-premises environments were *high* difficulty due to less control over the software environment.

Manual Intervention. For AKS (*high*) operations asking for proximity placement groups would not complete for 100 nodes or more, and while we were able to manually create and scale up the cluster, the interface reported that “Colocation status is currently unknown” and we verified that only a subset of nodes were included.

CycleCloud required a *high* level of effort to manage jobs. Job submissions needed to be monitored to ensure jobs were not stalled due to what appeared to be issues with process management, module loading, Slurm, or the environment.

We ascribe *medium* effort to all other Kubernetes environments because of the manual work required to deploy a cluster across nodes, and shell in to interact with the queue for each application. There is a trade-off between needing to shell in multiple times and the benefits of modularity. Modularity afforded by containers allows for differences in environment between applications.

On-premises runs required *medium* effort for manual intervention, as jobs often would error, and had to be monitored and debugged. Often the runs were not successful due to a bad node.

3.2 Networking

We got *COMPACT* placement on GKE up to 128 nodes. We were not able to get any study size with *COMPACT* placement for Compute Engine. AKS had a proximity placement group that did not extend beyond 100 instances, as previously reported.

For Microsoft Azure, we measured a large *hookup time* – the time between when the job started and when the application would start running – via LAMMPS, which reports application wall time that can be subtracted from the workload manager wrapper time. In the most extreme case for LAMMPS, we found the hookup time for sizes 4, 8, 16, and 32 GPU nodes to be approximately 43, 30, 20, and 10 seconds, respectively, while other clouds were consistently between 3-4 seconds across sizes. Interestingly, for the GPU setup the hookup time seemed to be slower with fewer nodes, a pattern that flipped for CPU runs, where the analogous environment for sizes 32, 64, 128, and 256 nodes had hookup times of approximately 50, 100, 200, and over 400 seconds for the same problem size. Other clouds consistently had times between 10-15 seconds across sizes, suggesting that scale was not a factor.

3.3 Applications

We present FOM values for applications in the sections below, highlighting again that Google Cloud instances had fewer CPU cores per node (56) than instances on AWS and Azure (96).

AMG2023. Results for CPU and GPU are in Figure 2. Larger FOMs indicate better performance. We note discrepancies between Compute Engine and GKE. The on-premises cluster *B* (GPU) produced

some of the lowest FOMs across sizes, but cluster *A* (CPU) produced the largest. We discovered an inconsistency in AMG process topology settings [61] that affected the size 64 GPU tests. For VM environments, we used a topology of `-P 4 4 4`. We used a topology of `-P 8 4 2` for the Kubernetes environments. We compared these two topologies using a size 64 GKE test to determine that `-P 8 4 2` results in about 10% higher FOM than `-P 4 4 4`. The results for GKE at size 64 GPUs in Figure 2 are generated from `-P 8 4 2`.

Kripke. AWS ParallelCluster had the lowest grind time for the largest three sizes (CPU), followed by EKS and CycleCloud. While CPU and memory are likely factors, we believe network interconnect to be the strongest influence (Figure 1). We do not report GPU runs due to difficulties mapping processes to GPUs correctly.

Laghos only completed successfully on sizes 32 and 64 nodes (CPU) in all cloud environments except for AWS ParallelCluster. Beyond 64 nodes it experienced increasing slowdown that prevented runs from completing in under 15-20 minutes. For on-premises runs, at 128 and 256 nodes Laghos experienced segmentation faults on cluster *A*. The on-premises FOM is one order of magnitude larger than the cloud environments, and exhibits a speedup of nearly 1.6 with lower variability in comparison with cloud (Figure 3). We were not able to build GPU containers due to a software conflict of two dependencies requiring different versions of CUDA. Due to the inability to scale, Laghos would be infeasible to run on any cloud.

LAMMPS FOM is Matom (million atom) steps per second, where larger values indicate more work performed in the same amount of time. Only one run was performed for AKS CPU at size 256 due to long hookup time (8.82 minutes), and the largest size on EKS was not possible due to inability to get GPUs. On GKE CPU the runs exhibited an inflection point between 128 and 256 nodes where strong scaling stopped. On-premises clusters *A* and *B* produced larger FOMs in comparison to cloud environments (Figure 4).

Mixbench revealed an interesting setting of Error Correction Code (ECC). ECC is a GPU setting that typically defaults to *On* and is necessary to maintain the data integrity for many scientific codes. Turning it on can reduce performance by up to 15%, however it is typically the default setting to maintain data integrity [31]. All cloud GPU environments except Azure turned ECC on, meaning all GPUs were using error correction. Azure had a mixture of settings across environments, ranging from 12.5-25% for *Off* and 50-100% for *On*. This inconsistent setting warrants further investigation.

OSU Benchmarks are shown in Figure 5. GPU and CPU results were comparable, and so CPU are reported for the largest cluster

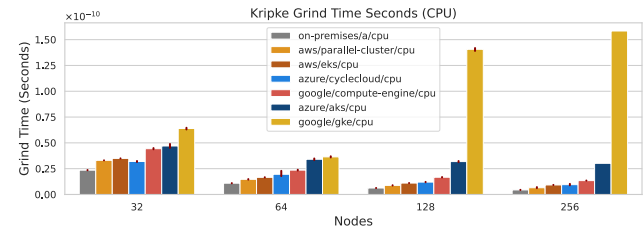


Figure 1: Kripke *grind time* – the amount of time to complete a unit of work for CPU environments. Lower values are better.

Table 3: Environment Usability - Assessment of Effort

Environment		Accelerator?	Setup	Development	Application Setup	Manual Intervention
Amazon Web Services	ParallelCluster	CPU	medium	low	low	low
Microsoft Azure	CycleCloud	CPU	high	low	high	high
Google Cloud	Compute Engine	CPU	medium	medium	low	low
Microsoft Azure	CycleCloud	GPU	high	low	high	high
Google Cloud	Compute Engine	GPU	medium	medium	low	low
Amazon Web Services	Kubernetes	CPU	low	high	low	medium
Microsoft Azure	Kubernetes	CPU	medium	high	high	high
Google Cloud	Kubernetes	CPU	low	low	low	medium
Amazon Web Services	Kubernetes	GPU	high	high	low	medium
Microsoft Azure	Kubernetes	GPU	medium	high	high	medium
Google Cloud	Kubernetes	GPU	low	low	low	medium
Institutional	On-premises	GPU	low	low	high	medium
Institutional	On-premises	CPU	low	low	high	medium

Qualitative usability assessment of different environments for procedure in each step. A value of “low” indicates that the procedure required for the step worked after following available instructions, with minimal development or configuration needed. A value of “medium” reflects facing unexpected issues to be resolved by debugging or development, and a value of “high” means that there was significant effort needed for components of the environment to function.

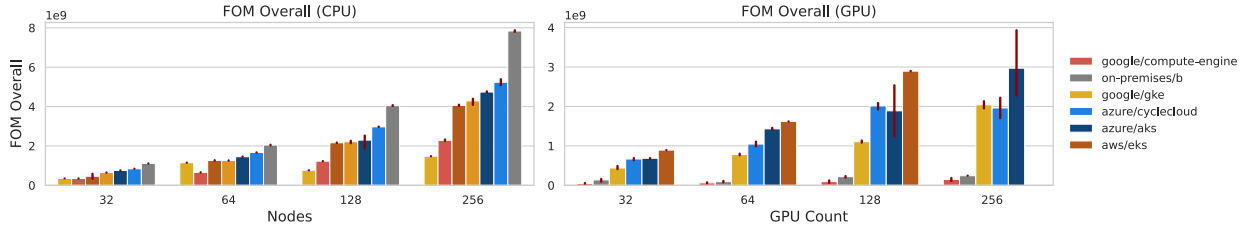


Figure 2: AMG2023 Overall FOM for each of CPU and GPU. Higher values are better. Cloud environments excelled for GPU runs, while on-premises had the highest FOMs for CPU. AMG2023 is weak scaled, so problem sizes are different.

size (256 nodes). For EKS and AKS environments, the point-to-point latency and bandwidth tests were run simultaneously on the same nodes, likely negatively impacting performance. For OSU latency, environments with InfiniBand fabrics (on-premises A, and Azure CycleCloud) had the lowest latency values. The AllReduce test depicts a latency spike for both AWS environments at a message size of 32,768 bytes. This is a known performance issue that has been addressed by a recent improvement AWS made to OpenMPI AllReduce [82]. The highest bandwidth was seen for Azure CycleCloud. Smaller cluster sizes (not shown) showed similar patterns and relationships between environments [10].

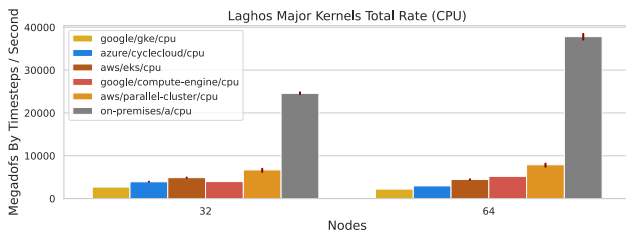


Figure 3: Laghos Major kernels total rate (megadofs \times time steps / second) on CPU. Larger values are better. Laghos ran well on-premises HPC and was challenging to run and strong scale on cloud.

MiniFE results (CPU and GPU) are in Figure 6, showing millions of floating-point operations per second. Higher values are better. AKS exhibited the best performance for GPU, and for size 32 CPU. The results across both CPU and GPU indicate inconsistent and inverse scalability. We hypothesize that the inconsistency and overall inverse scaling is due to network limitations, or GPU misconfiguration. Further investigation is needed. For on-premises studies, partial output was saved and we are not able to report the result.

MT-GEMM. The performance of the matrix-matrix multiplication performed by MT-GEMM is measured in GFLOPs. The GPU tests exhibit strong scalability across GPU sizes, with Google Compute Engine, Azure AKS, and GKE exhibiting similar performance. We omit the results of the CPU runs. MT-GEMM hard codes the global problem size in its source code, and the per-rank problem size is small even at the smallest CPU node count. At that initial per-rank problem size all CPU environments are already communication bound, and GFLOPs decreased at each larger node count.

Single Node Benchmark We found consistent machines with one exception on AKS, where there was one instance that only reported two processors across collection mechanisms. We call this the supermarket fish problem [13], the idea being analogous to buying generic white fish at the supermarket (an instance type) but in reality receiving any one of a multitude of species (architecture generations or other differences).

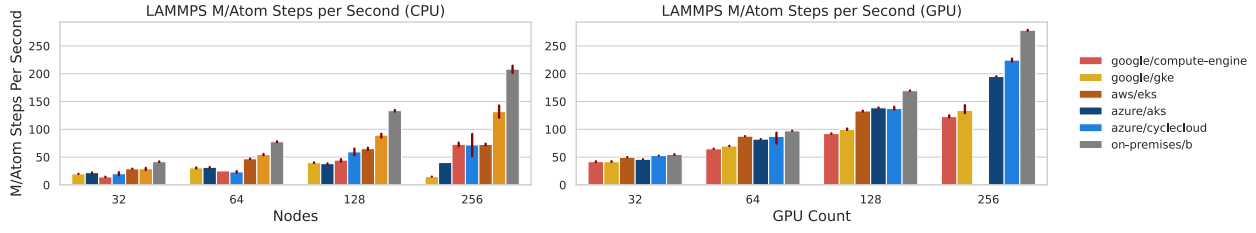


Figure 4: LAMMPS millions of atoms steps/second for each of CPU (problem size 64x64x32) and GPU (problem size 64x32x32). GPU runs were not possible on AWS Parallel Cluster, or for the largest size of AWS EKS.

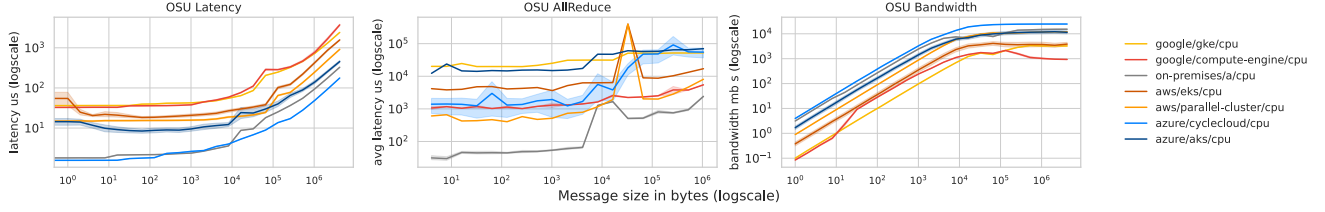


Figure 5: OSU Benchmark results for CPU cluster size 256 nodes for cloud and on-premises environments. Infiniband and on-premises low latency fabrics had the lowest latencies. CycleCloud had the highest variation within runs for OSU AllReduce.

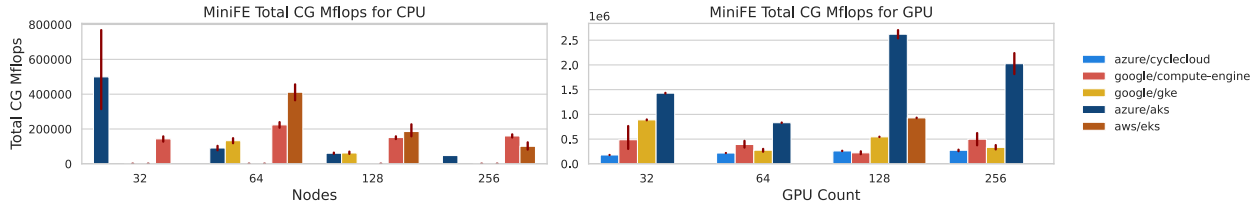


Figure 6: MiniFE (Mini Finite Element Conjugate Gradient) millions of floating-point operations per second. Higher values are better.

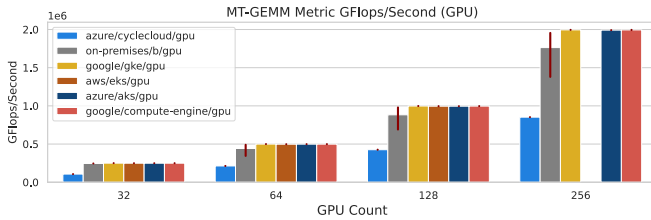


Figure 7: MT-GEMM Giga Floating-Point Operations (GFlops) per second showing efficiency of matrix multiplication (GPU). AWS Parallel Cluster was not run. Larger values are better.

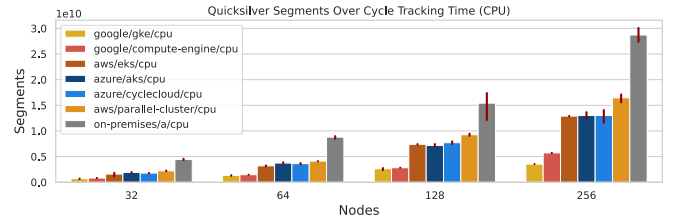


Figure 8: Quicksilver number of segments over cycle tracking time. Larger values are better.

Stream was run with several configurations [10]. To measure memory bandwidth for CPU, we used the Stream Triad Kernel and found relatively comparable performance with high variation across GKE (6800.9 ± 2402.29), Compute Engine (6239.35 ± 2326.1), EKS (3013.23 ± 880.3) and AKS (2579.5 ± 907.58), all in GB/s, for a size 64 cluster. For the GPU Triad we report results in GB/s from the largest size 32 cluster. We found comparable results across sizes for GKE (782.91 ± 0.72), Compute Engine (783.3 ± 0.73), AKS (748.54 ± 4.63), on-premises B (782.52 ± 0.96), and Azure CycleCloud (748.54 ± 4.63).

Quicksilver had the highest number of segments over cycle tracking time for AWS setups, followed by Azure (Figure 8). Runs on GPU did not finish within the allocated time dictated by our budget. We

noticed poor GPU utilization and that half of processes were pinned to GPU 0, a likely erroneous build or runtime misconfiguration that would require further debugging.

3.4 Costs

The study spent \$31,056 on Azure, \$31,565 on AWS, and \$26,482 on Google Cloud. We were under-budget because the GPU experiments on AWS ParallelCluster were not possible to run, and the Compute Engine GPU environment on Google Cloud was funded by credits. Further, we estimated Kubernetes costs assuming running all sizes on a single cluster of the largest size, and ultimately created separate clusters of each size. While we are not able to fairly compare costs between clouds from our billing statements due to human variation,

Table 4: AMG2023 Total Costs By Environment

Environment	Accelerator?	Cost/Hr	Total Cost
Azure AKS	GPU	\$3.60	\$13.82
Azure CycleCloud	GPU	\$22.03	\$23.01
Google GKE	GPU	\$23.36	\$13.82
AWS EKS	GPU	\$34.33	\$33.74
Azure CycleCloud	CPU	\$3.60	\$137.79
ParallelCluster	CPU	\$2.88	\$187.39
AWS EKS	CPU	\$2.88	\$263.75
Compute Engine	GPU	\$23.36	\$266.84
Azure AKS	CPU	\$3.60	\$309.07
Google GKE	CPU	\$5.06	\$477.46
Compute Engine	CPU	\$5.06	\$591.54

Costs for representative app, AMG2023, that weak scaled well.

Total is a summation across iterations, accounting for nodes and instance cost.

we can compare costs for a representative app, AMG2023, that weak scaled well. The total cost by environment accounting for execution time, cluster size, and instance cost is shown in Table 4.

4 Discussion

We completed a cross-cloud performance study of 11 applications on 11 cloud environments and two on-premises clusters and discussed the results with three cloud providers to promote collaboration. In an ideal study, we would have been able to get the latest generation GPU across clouds in the capacity needed, and use the latest technologies for networking and performance that they come with. We made a best effort to choose optimally given limited GPU availability, the desired scale, and a preference for common hardware across clouds. We note that a study of this scale required knowledge of the computing roles of developer, administrator, and end user.

4.1 Insights

With resource contention, a changing economic landscape, and often limited access to compute environments, scientists and HPC practitioners can maximize resiliency to change by embracing portability. While we do not see access to HPC going away, we want to be prepared for a future when our scientific work increasingly needs to run on imperfect, changing environments. The doctrine of “best practices” that encompass specific building and strict configuration of applications is replaced with best practices that are focused around flexibility and adaptation with reasonable performance. This study was an exercise in testing this mindset and method of work. It rests on a non-traditional premise: the end goal is not to directly make claims about performance, but to reflect on and advise for the experience of working in ephemeral environments. We test scaling of HPC apps to understand what kinds are strongest contenders for cloud orchestration, and we test usability to provide early guidance on challenges and opportunities for working in the space.

Hypervisor environments can be suitable to some HPC

From our work we believe that cloud environments equipped with OS-bypass or RDMA-based networks can be well-suited to running small to medium scaled HPC apps, in the span of tens to a few hundred CPU nodes. For the HPC user that is interested in apps that strong scale like LAMMPS or weak scale like AMG2023, there

is precedence to run them in cloud, and we are confident in the configurations we used. Larger runs are not likely to be possible in the near future without substantial monetary investment and special circumstances [59]. As a result of resource contention due to AI/ML, GPUs can be used in smaller quantities, and older generations can be more amenable to access at the cost of potentially deprecated support. Planning for execution, costs, and error resolution in a timely manner is a new mindset that must become a standard.

Portability is a new dimension of performance

Portability presents a new optimization problem: time spent optimizing performance on a single platform may be better spent on increasing portability or optimizing less on more platforms. Portability increases the size of the pool of suitable resources, enabling the capability to decide where to run based on when resources are available and which are best or most cost-effective. Containers or binary caches provided by package managers are important for this goal, as system-optimized binaries are not portable. Cloud environments will continue to quickly evolve, and to successfully harness them we must adopt a strategy to move equivalently.

Environments are ephemeral and inconsistent by default

The design of our study reflects an increasingly present reality for the scientific community: having an ability to quickly utilize environments that become available will be a strategic benefit to support timely execution of workflows. The traditional practice of build, test, and run in one persistent location that will be maintained by a team of administrators for years is replaced with the need to independently do orchestrated, complex work on transient environments that change quickly, having components that are opaque or poorly documented. Every cloud provides different interfaces, cost models, and tooling to deploy resources. Testing for a resource type or scale is more often not possible, and support often falls on the scientist if they are not a top-priority customer. A mindset of slow, careful work is replaced with a requirement of resiliency and an ability to respond quickly to the unexpected.

Scientific work will be carried out where it is not intended

We cannot assume there will soon be a reality where cloud environments have components that are optimized for scientific use cases. The pace of change that is forced on relatively small teams might mean that we continue to be responsible for learning and executing the setup of infrastructure, software, and orchestration. The perception that HPC centers are more unique and brittle is false based on our observations. In our experience, every cloud environment has nuances with respect to network, compute, and tooling. Furthermore, the high rate of change of cloud infrastructures translates to rapidly changing brittleness. The challenge has not changed, only the context. It is increasingly important to identify shared goals between science and industry to ensure the technology space continues to evolve in a way that can support both.

Common tooling promises to empower small teams

A small team can be empowered by standards, and community convergence on shared tooling such as Kubernetes, which already has adoption in the broader computing community. We believe that if the scientific community can also collaborate on Kubernetes, it will be further used for complex scientific workflows. While networking can be a performance bottleneck, the use of OS-bypass mechanisms

and RDMA should provide comparable performance of Kubernetes to a cluster of VMs. In this study we did not consistently measure comparable performance to VM configurations, nor did we consistently measure performance degradations such as those reported in [17]. Given the importance of this standard infrastructure and means to deploy applications and services, we anticipate future work to better understand the performance delta.

Extended cost and scheduling models are needed

Cost is an important facet of usability, as an experiment that is not cost-effective may not be tenable. Resource selection considerations that account for hardware age, capacity, and cloud support are often in conflict, presenting challenges for the researcher. It is frequently impossible to obtain newer GPUs at the scale that is needed for performance testing or scientific investigation, regardless of ability to pay. If the researcher uses older GPUs, the software and drivers are more likely not to work or be unsupported, as we discovered in our study. In HPC, a challenge is not obtaining resources, but allocating them with high utilization. Cloud could address the resource availability challenge by providing a queuing and scheduling system with estimated job start times based on resource availability, similar to HPC. Capacity blocks from AWS [6] or Google's Dynamic Resource Scheduler [60] are improvements, but are limited in terms of resource type and the quantity that can be reserved.

We attempted to recreate a size 256 cluster on EKS and reproduced a finding from [55] for which the total number of nodes were never provisioned, and we were charged upwards of 2.5k waiting for nodes. An improved model for provisioning is needed here.

Auto-scaling should be used carefully

Auto-scaling is most useful for running batches of infrequent work. A small head node can remain up that scales when needed, with the goal of minimizing scaling operations and total time of nodes going up and down relative to the work. Anything that needs more regularly changing sizes we suggest to the reader to use Kubernetes. For cases when experiment runs are well defined, a strategy of bringing up static clusters of exactly the sizes needed can avoid costs incurred waiting for resources [45].

4.2 Suggested Practices

Containers are an important tool to enable portability, and are already used by approximately 80% of the HPC community at least once a week [88]. Our study demonstrated the remaining challenges of software and driver compatibility by building more than 220 containers for 12 environments. Improved interfaces to adapt to different devices and provide compatibility metadata [68] will be increasingly important. Containers can be readily used with Kubernetes or VMs using Singularity [53]. For setups with a shared filesystem that dynamically add worker nodes, we suggest pulling containers once before spawning worker nodes.

Resources must be considered in the context of availability and acquisition strategies. For some clouds, receiving quota is a confident assurance that a resource quantity is available, while for others, obtaining quota does guarantee that provisioning will be successful. For our study, getting GPU instances proved to be challenging, and required us to be "on call" and ready for GPU capacity during off-hours. Resource scarcity makes it less likely to have control over when resources are granted. Researchers need to be flexible.

Development work. Many of our experiments would not have been possible without considerable debugging or development. Cloud providers should note that many scientific code teams may not have developers that can do this work. Many of the VM solutions that readily deploy a workload manager like Slurm are just starting points for what a user might ultimately need, and still require expertise in system administration and development.

Recognizing the lack of updated VMs and base containers for the larger HPC community to use on Azure, following the study we developed new VMs and matching containers on Ubuntu 24.04 with the latest drivers. Instead of using proprietary MPI and other associated software, we used an entirely open stack.

Cost Estimation. We advise adding a buffer for unexpected costs. When feasible, we recommend employing test clusters to prepare experiments and test configurations. Clouds exhibit different cost reporting lag times, where usage and charging data may not be reported until the next day. Operating on a cloud environment with a one-day reporting delay warrants careful planning and pauses between experiments to ensure that costs are meeting expectations. An experiment can be adjusted to reduce cost if needed, but it is very difficult to fix overspending retroactively. The trade-off between node cost and execution time should be studied by benchmarking and scalability testing. For our representative application, AMG2023, the GPU runs were significantly cheaper despite the more expensive instance type.

4.3 Future Work

Workload managers provide similar but subtly different interfaces for job submission, and having different managers across our environments added an additional layer of complexity. We anticipate future work to better package HPC workflows for Kubernetes, and better integrate traditional HPC schedulers with converged environments.

We plan to study the long hookup times for InfiniBand on Azure, and to better understand the performance delta between Kubernetes and VMs. Follow-up work is already underway to test newer hardware and environment offerings with AWS. We look forward to sharing the work.

5 Conclusion

This cross-cloud study assessed the usability of cloud environments and performance of a suite of HPC applications on up to 256 nodes with 28,672 CPUs and 256 GPUs with VM environments and Kubernetes. The work generated collaborative discussion with cloud vendors to improve their environments for HPC. Our observations provide a starting point to identify causal analysis of issues with different setups and focused follow-up investigations. Our study emphasizes that as computing environments become increasingly converged and complex, portability is now a dimension of performance. A traditional HPC strategy of optimizing the performance of an application for a small number of environments will be suboptimal as the requirements for portability increase. Although the pursuit of performance is still worthwhile and relevant, acknowledging that a greater understanding of the trade-off between portability and optimization is warranted. The contention for GPU resources may continue into the future, in which case sophisticated scheduling models and resource acquisition strategies will also be needed.

We encourage others in the HPC community to collaborate with cloud providers. We are currently working with individual clouds to address the issues that we discovered, and look forward to the follow-up studies our work inaugurates. There is no one-size-fits-all answer to the question of using cloud or HPC, and the adversarial dichotomy serves no benefit – a dated anachronism in an ecosystem where the previously disparate technology spaces are becoming more seamless and integrated.

Acknowledgments

We want to thank Heidi Poxon and Evan Bollig (AWS), Bill Magro, Ward Harold, Kevin Jameson, and Steven Boesel (Google), and Andy Howard, Andrew Jones, Jerry Morey, Brandon Thompson (Microsoft) for their support and advice before, during, and after the study. We would like to also thank Steven Lopez (LLNL) that made much of the account setup possible.

This work was performed under the auspices of the U.S. Department of Energy by Lawrence Livermore National Laboratory under Contract DE-AC52-07NA27344 and was supported by the LLNL-LDRD Program under Projects No. 22-ERD-041 and 24-SI-005 (LLNL-CONF-873041).

References

- [1] Dong H. Ahn, Ned Bass, Albert Chu, Jim Garlick, Mark Grondona, Stephen Herbein, Helgi I. Ingólfsson, Joseph Koning, Tapasya Patki, Thomas R.W. Scogland, Becky Springmeyer, and Michela Taufer. 2020. Flux: Overcoming scheduling challenges for exascale workflows. *Future Generation Computer Systems* 110 (2020), 202–213. <https://doi.org/10.1016/j.future.2020.04.006>
- [2] Dong H. Ahn, Jim Garlick, Mark Grondona, Don Lipari, Becky Springmeyer, and Martin Schulz. 2014. Flux: A Next-Generation Resource Management Framework for Large HPC Centers. In *2014 43rd International Conference on Parallel Processing Workshops*. 9–17. <https://doi.org/10.1109/ICPPW.2014.15>
- [3] Dong H. Ahn, Xiaohua Zhang, Jeffrey Mast, Stephen Herbein, Francesco Di Natale, Dan Kirshner, Sam Ade Jacobs, Ian Karlin, Daniel J. Milroy, Bronis De Supinski, Brian Van Essen, Jonathan Allen, and Felice C. Lightstone. 2022. Scalable Composition and Analysis Techniques for Massive Scientific Workflows. In *2022 IEEE 18th International Conference on e-Science (e-Science)*. 32–43. <https://doi.org/10.1109/eScience55777.2022.00018>
- [4] Amazon Web Services. 2022. The Elastic Fabric Adapter (EFA). <https://docs.aws.amazon.com/AWSEC2/latest/UserGuide/efa.html> Accessed: 2024-12-12.
- [5] Amazon Web Services. 2022. webAWS Placement Groups. <https://docs.aws.amazon.com/AWSEC2/latest/UserGuide/placement-groups.html>
- [6] Amazon Web Services. 2023. Capacity Blocks for ML. <https://docs.aws.amazon.com/AWSEC2/latest/UserGuide/ec2-capacity-blocks.html>. Accessed: 2025-1-31.
- [7] Anonymous. 2023. eksctl.
- [8] Anonymous. 2024. Compatibility for HPC, a Story of Rainbows and Schedulers. <https://hpcxp.org/talks/compatibility-for-hpc-a-story-of-rainbows-and-schedulers/>. Accessed: 2024-12-14.
- [9] Anonymous. 2024. converged-computing/aks-infiniband-install: Example prototype for installing Infiniband on an AKS cluster. <https://github.com/converged-computing/aks-infiniband-install>. Accessed: 2024-12-14.
- [10] Anonymous. 2024. converged-computing/performance-study: Performance Study Release v0.0.1. <https://doi.org/10.5281/zenodo.14396613>
- [11] Anonymous. 2024. eksctl bug: placement group for reservations.
- [12] Anonymous. 2024. experiments/aws/parallel-cluster/cpu Configuration.
- [13] Anonymous. 2024. supermarket-fish-problem: What architecture do you get for your cloud instance? It's like white fish at the supermarket - maybe you don't know.
- [14] HPC Wiki Authors. 2024. Scaling. <https://hpc-wiki.info/hpc/Scaling>. Accessed: 2024-12-18.
- [15] Oras Authors. 2024. ORAS: OCI Registry As Storage. <https://oras.land/docs/quickstart>. Accessed: 2024-12-14.
- [16] Microsoft Azure. 2024. Proximity placement groups. <https://learn.microsoft.com/en-us/azure/virtual-machines/co-location>. Accessed: 2024-12-14.
- [17] Angel M Beltre, Pankaj Saha, Madhusudhan Govindaraju, Andrew Younge, and Ryan E. Grant. 2019. Enabling HPC Workloads on Cloud Infrastructure Using Kubernetes Container Orchestration Mechanisms. In *2019 IEEE/ACM International Workshop on Containers and New Orchestration Paradigms for Isolated Environments in HPC (CANOPIE-HPC)*. IEEE, 11–20.
- [18] Harsh Bhatia, Francesco Di Natale, Joseph Y. Moon, Xiaohua Zhang, Joseph R. Chavez, Fikret Aydin, Chris Stanley, Tomas Oppelstrup, Chris Neale, Sara Kokkila Schumacher, Dong H. Ahn, Stephen Herbein, Timothy S. Carpenter, Sandrasegaram Gnanakaran, Peer-Timo Bremer, James N. Glosli, Felice C. Lightstone, and Helgi I. Ingólfsson. 2021. Generalizable coordination of large multiscale workflows: challenges and learnings at scale. In *Proceedings of the International Conference for High Performance Computing, Networking, Storage and Analysis (St. Louis, Missouri) (SC '21)*. Association for Computing Machinery, New York, NY, USA, Article 10, 16 pages. <https://doi.org/10.1145/3458817.3476210>
- [19] Harsh Bhatia, Tapasya A Patki, Stephanie Brink, Loic E Pottier, Thomas M Stitt, Konstantinos Parasyris, Daniel J Milroy, Daniel E Laney, Robert C Blake, Jae-Seung Yeom, et al. 2023. Autonomous MultiScale Library. <https://doi.org/10.1157/dc.20230721.1>
- [20] Mark S Birrittella, Mark Debbage, Ram Huggahalli, James Kunz, Tom Lovett, Todd Rimmer, Keith D Underwood, and Robert C Zak. 2016. Enabling scalable high-performance systems with the Intel Omni-Path architecture. *IEEE Micro* 36, 4 (2016), 38–47.
- [21] François Broquedis, Jérôme Clet-Ortega, Stéphanie Moreaud, Nathalie Furmento, Brice Goglin, Guillaume Mercier, Samuel Thibault, and Raymond Namyst. 2010. hwloc: A generic framework for managing hardware affinities in HPC applications. In *2010 18th Euromicro Conference on Parallel, Distributed and Network-based Processing*. IEEE, 180–186.
- [22] Scott Callaghan, Philip J. Maechling, Fabio Silva, Mei-Hui Su, Kevin R. Milner, Robert W. Graves, Kim B. Olsen, Yifeng Cui, Karan Vahi, Albert Kottke, Christine A. Goulet, Ewa Deelman, Thomas H. Jordan, and Yehuda Ben-Zion. 2024. Using open-science workflow tools to produce SCEC CyberShake physics-based probabilistic seismic hazard models. *Frontiers in High Performance Computing* 2 (2024). <https://doi.org/10.3389/fhpcp.2024.1360720>
- [23] Y Chang, R Hood, Haoqiang Jin, S Heistand, Samson Cheung, M Djomehri, Gabriele Jost, and D Kokron. 2018. *Evaluating the Suitability of Commercial Clouds for NASA's High Performance Computing Applications: A Trade Study*. Technical Report NAS-2018-01. NASA.
- [24] Google Cloud. 2024. Define compact placement for GKE nodes. <https://cloud.google.com/kubernetes-engine/docs/how-to/compact-placement>. Accessed: 2024-12-14.
- [25] Google Cloud. 2024. GoogleCloudPlatform/scientific-computing-examples: Open Source examples using Google Cloud to solve various Scientific and Technical Computing problems. <https://github.com/GoogleCloudPlatform/scientific-computing-examples>. Accessed: 2024-12-12.
- [26] Google Cloud. 2024. Network Service Tiers overview. <https://cloud.google.com/network-tiers/docs/overview>. Accessed: 2024-12-12.
- [27] Google Cloud. 2024. Operating system details: Rocky Linux for Google Cloud. https://cloud.google.com/compute/docs/images/os-details/rocky_linux. Accessed: 2024-12-12.
- [28] CNCF. [n. d.]. Kubernetes - DevStats. https://k8s.devstats.cncf.io/d/9/companies-table?orgId=1&var-period_name=Last%20century&var-metric=contributors. Accessed: 2025-4-10.
- [29] Susan Coghlan and Katherine Yelick. 2011. *The Magellan Final Report on Cloud Computing*. Technical Report. Lawrence Berkeley National Lab. (LBL), Berkeley, CA (United States). <https://doi.org/10.2172/1076794>
- [30] John Coleman, Kellis Kincaid, Gerald L. Knapp, Benjamin Stump, and Alexander J. Plotkowski. 2023. *AdditiveFOAM: Release 1.0*. <https://doi.org/10.5281/zenodo.8034098>
- [31] Andrew D Copeland, Nicholas B Chang, and Stephen Leung. 2009. GPU accelerated decoding of high performance error correcting codes. In *Proc. 14th Annual Workshop on HPEC*. 15–16.
- [32] Ben Cumming. 2017. cuda-stream: cuda stream benchmark: based on work by Massimiliano Fatica@NVIDIA.
- [33] Tamara Dancheva, Unai Alonso, and Michael Barton. 2023. Cloud benchmarking and performance analysis of an HPC application in Amazon EC2. *Cluster Computing* 27, 2 (June 2023), 2273–2290. <https://doi.org/10.1007/s10586-023-04060-4>
- [34] Vikki Davies. 2021. The history of cloud computing. <https://cybermagazine.com/cloud-security/history-cloud-computing>. Accessed: 2024-5-29.
- [35] Francesco Di Natale, Harsh Bhatia, Timothy S. Carpenter, Chris Neale, Sara Kokkila-Schumacher, Tomas Oppelstrup, Liam Stanton, Xiaohua Zhang, Shiv Sundram, Thomas R. W. Scogland, Gautham Dharuman, Michael P. Surh, Yue Yang, Claudia Misale, Lars Schneidenbach, Carlos Costa, Changhoan Kim, Bruce D'Amora, Sandrasegaram Gnanakaran, Dwight V. Nissley, Fred Streitz, Felice C. Lightstone, Peer-Timo Bremer, James N. Glosli, and Helgi I. Ingólfsson. 2019. A massively parallel infrastructure for adaptive multiscale simulations: modeling RAS initiation pathway for cancer. In *Proceedings of the International Conference for High Performance Computing, Networking, Storage and Analysis (Denver, Colorado) (SC '19)*. Association for Computing Machinery, New York, NY, USA, Article 57, 16 pages. <https://doi.org/10.1145/3295500.3356197>
- [36] Veselin A Dobrev, Tzanio V Kolev, and Robert N Rieben. 2012. High-order curvilinear finite element methods for Lagrangian hydrodynamics. *SIAM J. Sci. Comput.* 34, 5 (Jan. 2012), B606–B641.

- [37] Elias. 2025. mixbench: A GPU benchmark tool for evaluating GPUs and CPUs on mixed operational intensity kernels (CUDA, OpenCL, HIP, SYCL, OpenMP). <https://github.com/ekondis/mixbench>
- [38] Erin Filliater. 2012. InfiniBand Technology and Usage Update. In *Mellanox Technologies, Storage Developer Conference (SDC), SNIA, Santa Clara, CA*.
- [39] Todd Gamblin, Matthew LeGendre, Michael R Collette, Gregory L Lee, Adam Moody, Bronis R De Supinski, and Scott Futral. 2015. The Spack package manager: bringing order to HPC software chaos. In *Proceedings of the International Conference for High Performance Computing, Networking, Storage and Analysis*. 1–12.
- [40] Gartner. 2024. Forecast: Public Cloud Services, Worldwide, 2022–2028, 2Q24 Update. <https://www.gartner.com/en/documents/5541595>. Accessed: 2025-4-12.
- [41] Michael Gienger. 2015. High performance computing in the cloud: A survey on performance and usability. In *Sustained Simulation Performance 2015*. Springer International Publishing, Cham, 29–40.
- [42] Abhishek Gupta and Dejan Milojicic. 2011. Evaluation of HPC applications on cloud. In *2011 Sixth Open Cirrus Summit*. IEEE.
- [43] Jeff Hammond. 2017. STREAM: STREAM benchmark.
- [44] Honeygot. 2022. Kubernetes: The Documentary [PART 1].
- [45] Md Rajib Hossen, Vanessa Sochat, Abhik Sarkar, Mohammad A. Islam, and Daniel J. Milroy. 2024. Enabling Workload-Driven Elasticity in MPI-based Ensembles. In *2024 IEEE International Conference on Cluster Computing (CLUSTER)*. 250–262. <https://doi.org/10.1109/CLUSTER59578.2024.00029>
- [46] HPCWire. 2023. ACCESS Initiative Paves the Way for Equitable Access to HPC Resources for Smaller Research Teams. <https://www.hpcwire.com/off-the-wire/access-initiative-paves-the-way-for-equitable-access-to-hpc-resources-for-smaller-research-teams/>. Accessed: 2025-4-7.
- [47] Guangchao Hu, Yang Zhang, and Wenbo Chen. 2019. Exploring the performance of singularity for high performance computing scenarios. In *2019 IEEE 21st International Conference on High Performance Computing and Communications; IEEE 17th International Conference on Smart City; IEEE 5th International Conference on Data Science and Systems (HPCC/SmartCity/DSS)*. IEEE, 2587–2593.
- [48] IBM. 2025. IBM Spectrum LSF Session Scheduler. <https://www.ibm.com/docs/en/spectrum-lsf/10.1.0?topic=lsf-session-scheduler>. Accessed: 2025-2-06.
- [49] Morris A Jette and Tim Wickberg. 2023. Architecture of the Slurm workload manager. In *Workshop on Job Scheduling Strategies for Parallel Processing*. Springer, 3–23.
- [50] ju-shim. 2024. Enable InfiniBand. <https://learn.microsoft.com/en-us/azure/virtual-machines/extensions/enable-infiniband>. Accessed: 2024-12-14.
- [51] ju-shim. 2024. Set up Message Passing Interface (MPI) for HPC - Azure Virtual Machines - Azure Virtual Machines. <https://learn.microsoft.com/en-us/azure/virtual-machines/setup-mpi>. Accessed: 2024-12-14.
- [52] Alexey Kopytov. 2004. Sysbench: a system performance benchmark. <http://sysbench.sourceforge.net/> (2004).
- [53] Gregory M Kurtzer, Vanessa Sochat, and Michael W Bauer. 2017. Singularity: Scientific containers for mobility of compute. *PLoS One* 12, 5 (May 2017), e0177459.
- [54] Lawrence Livermore National Laboratory. 2017. CORAL-2 Benchmarks. <https://asc.llnl.gov/coral-2-benchmarks>. Accessed: 2025-4-8.
- [55] Jack Lange, Thomas Papatheodore, Todd Thomas, Chad Effler, Aaron Haun, Carlos Cunningham, Kyle Fenske, Rafael Ferreira da Silva, Ketan Maheshwari, Junqi Yin, et al. 2023. *Evaluating the Cloud for Capability Class Leadership Workloads*. Technical Report. Oak Ridge National Laboratory (ORNL), Oak Ridge, TN (United States), Oak Ridge Leadership Computing Facility (OLCF). <https://doi.org/10.2172/2000306>
- [56] Lawrence Livermore National Laboratory. 2020. MiniFE Coral-2 Benchmark. https://asc.llnl.gov/sites/asc/files/2020-06/MiniFE_Summary_v2.0.pdf
- [57] Hyungro Lee, Matteo Turilli, Shantenu Jha, Debsindhu Bhownik, Heng Ma, and Arvind Ramanathan. 2019. DeepDriveMD: Deep-Learning Driven Adaptive Molecular Simulations for Protein Folding. In *2019 IEEE/ACM Third Workshop on Deep Learning on Supercomputers (DLS)*. IEEE Computer Society, Los Alamitos, CA, USA, 12–19. <https://doi.org/10.1109/DLS49591.2019.00007>
- [58] Peini Liu and Jordi Guitart. 2022. Performance characterization of containerization for HPC workloads on InfiniBand clusters: an empirical study. *Cluster Computing* 25, 2 (01 Apr 2022), 847–868. <https://doi.org/10.1007/s10586-021-03460-8>
- [59] Zhengchun Liu, Ryan Lewis, Rajkumar Kettimuthu, Kevin Harms, Philip Carns, Nageswara Rao, Ian Foster, and Michael E Papka. 2020. Characterization and identification of HPC applications at leadership computing facility. In *Proceedings of the 34th ACM International Conference on Supercomputing (Barcelona, Spain) (ICS '20, Article 29)*. Association for Computing Machinery, New York, NY, USA, 1–12.
- [60] Mark Lohmeyer and Laura Ionita. 2023. Introducing Dynamic Workload Scheduler. <https://cloud.google.com/blog/products/compute/introducing-dynamic-workload-scheduler>. Accessed: 2025-2-6.
- [61] AMG Maintainers. 2024. AMG2023: Algebraic multigrid solver. <https://github.com/LLNL/AMG2023>.
- [62] AMG Maintainers. 2024. AMG2023: Algebraic multigrid solver issues. <https://github.com/LLNL/AMG2023/issues/13>.
- [63] Hypr Maintainers. 2024. hypre: Parallel solvers for sparse linear systems featuring multigrid methods.
- [64] Kripke Maintainers. 2020. Kripke Coral 2 Benchmark. https://asc.llnl.gov/sites/asc/files/2020-09/Kripke_Summary_v1.2.2-CORAL2_0.pdf
- [65] Laghos Maintainers. [n. d.]. High-order Lagrangian Hydrodynamics Miniapp. <https://github.com/CEED/Laghos>.
- [66] Lammps Maintainers. 2020. LAMMPS ReaxFF Coral 2 Benchmark. https://asc.llnl.gov/sites/asc/files/2020-09/CORAL2_Benchmark_Summary_LAMMPS.pdf
- [67] Linux Maintainers. 2024. dmidecode(8): DMI table decoder - Linux man page. <https://linux.die.net/man/8/dmidecode>. Accessed: 2024-12-14.
- [68] OCI Maintainers. 2024. OCI Compatibility Working Group.
- [69] John D McCalpin. 1995. Stream benchmark. *Link: www.cs.virginia.edu/stream/ref.html# what 22, 7* (1995).
- [70] Daniel J Milroy, Claudia Misale, Giorgis Georgakoudis, Tonia Elengikal, Abhik Sarkar, Maurizio Drocco, Tapasya Patki, Jae-Seung Yeom, Carlos Eduardo Arango Gutierrez, Dong H Ahn, and Yoonho Park. 2022. One Step Closer to Converged Computing: Achieving Scalability with Cloud-Native HPC. In *2022 IEEE/ACM 4th International Workshop on Containers and New Orchestration Paradigms for Isolated Environments in HPC (CANOPIE-HPC)*. IEEE, 57–70.
- [71] NERSC. [n. d.]. NERSC proxy suite. <https://www.nersc.gov/research-and-development/nersc-proxy-suite/>. Accessed: 2025-4-11.
- [72] Marco A. S. Netto, Rodrigo N. Calheiros, Eduardo R. Rodrigues, Renato L. F. Cunha, and Rajkumar Buyya. 2018. HPC Cloud for Scientific and Business Applications: Taxonomy, Vision, and Research Challenges. *ACM Comput. Surv.* 51, 1, Article 8 (Jan. 2018), 29 pages. <https://doi.org/10.1145/3150224>
- [73] NVIDIA. 2024. Unified Communication - X Framework Library. <https://docs.nvidia.com/networking/display/HPCXv215/Unified+Communication++X+Framework+Library>. Accessed: 2024-12-14.
- [74] A Paniraja Guptha. 2023. Enhancing OSU Micro-Benchmarks to be an All-In-One Solution for MPI Benchmarking. https://rave.ohiolink.edu/etdc/view?acc_num=osu168987724466085. Accessed: 2024-5-30.
- [75] J. Luc Peterson, Ben Bay, Joe Koning, Peter Robinson, Jessica Semler, Jeremy White, Rushil Anirudh, Kevin Athey, Peer-Timo Bremer, Francesco Di Natale, David Fox, Jim A. Gaffney, Sam A. Jacobs, Bhavya Kailkhura, Bogdan Kustowski, Steven Langer, Brian Spears, Jayaraman Thiagarajan, Brian Van Essen, and Jae-Seung Yeom. 2022. Enabling machine learning-ready HPC ensembles with Merlin. *Future Generation Computer Systems* 131 (2022), 255–268. <https://doi.org/10.1016/j.future.2022.01.024>
- [76] PRACE. [n. d.]. PRACE hpc-kernels. https://repository.prace-ri.eu/git/CodeVault/hpc-kernels/dense_linear_algebra/-/tree/master?ref_type=heads. Accessed: 2025-4-11.
- [77] Daniel Reed, Dennis Gannon, and Jack Dongarra. 2022. Reinventing High Performance Computing: Challenges and Opportunities. *arXiv* (March 2022). [arXiv:2203.02544](https://arxiv.org/abs/2203.02544) [cs.DC]
- [78] Hyperion Research. 2025. Hyperion: HPC-AI Market Grew 23.5% in 2024, to Exceed \$100B by 2028. <https://insidehpc.com/2025/04/hyperion-hpc-ai-market-grew-23-5-in-2024-to-exceed-100b-by-2028/>. Accessed: 2025-4-12.
- [79] David F. Richards, Ryan C. Bleile, Patrick S. Brantley, Shawn A. Dawson, Michael Scott McKinley, and Matthew J. O'Brien. 2017. Quicksilver: A Proxy App for the Monte Carlo Transport Code Mercury. In *2017 IEEE International Conference on Cluster Computing (CLUSTER)*. 866–873. <https://doi.org/10.1109/CLUSTER.2017.121>
- [80] M. Rynge, G. Juve, J. Kinney, J. Good, B. Berriman, A. Merrihew, and E. Deelman. 2014. Producing an Infrared Multiwavelength Galactic Plane Atlas Using Montage, Pegasus, and Amazon Web Services. *Astrophysics Data System* 485 (May 2014), 211. <https://ui.adsabs.harvard.edu/abs/2014ASPC..485..211R> Conference Name: Astronomical Data Analysis Software and Systems XXIII ADS Bibcode: 2014ASPC..485..211R.
- [81] SchedMD. 2024. Slurm Workload Manager - Slinky. <https://slurm.schedmd.com/slinky.html>. Accessed: 2024-12-11.
- [82] Amazon Web Services. 2024. Recent improvement to Open MPI AllReduce and the impact to application performance. <https://aws.amazon.com/blogs/hpc/recent-improvement-to-open-mpi-allreduce-and-the-impact-to-application-performance/>. Accessed: 2024-12-14.
- [83] Gilad Shainer, Ali Ayoub, Pak Lui, Tong Liu, Michael Kagan, Christian R Trott, Greg Scantlen, and Paul S Crozier. 2011. The development of Mellanox/NVIDIA GPUDirect over InfiniBand—a new model for GPU to GPU communications. *Computer Science-Research and Development* 26 (2011), 267–273.
- [84] Pavel Shamis, Manjunath Gorentla Venkata, M Graham Lopez, Matthew B Baker, Oscar Hernandez, Yossi Itigin, Mike Dubman, Gilad Shainer, Richard L Graham, Liran Liss, Yiftah Shahar, Sreeram Potluri, Davide Rossetti, Donald Becker, Duncan Poole, Christopher Lamb, Sameer Kumar, Craig Stunkel, George Bosilca, and Aurelien Bouteiller. 2015. UCX: An Open Source Framework for HPC Network APIs and Beyond. In *2015 IEEE 23rd Annual Symposium on High-Performance Interconnects*. IEEE, 40–43.
- [85] Nayanah Siva. 2008. 1000 genomes project. *Nature Biotechnology* 26, 3 (March 2008), 256–257. <https://github.com/pegasus-isi/1000genome-workflow> Publisher: Nature Publishing Group.

- [86] Vanessa Sochat, Aldo Culquicondor, Antonio Ojea, and Daniel Milroy. 2024. The Flux Operator. *F1000Res*. 13, 203 (March 2024), 203.
- [87] Vanessa Sochat, David Fox, and Daniel Milroy. 2024. HPC Alongside User-space Kubernetes. arXiv:2406.06995 [cs.DC] <https://arxiv.org/abs/2406.06995>
- [88] Vanessa Sochat, Christian Kniep, and Eduardo Arango. 2024. HPC Containers Community Survey 2024. <https://doi.org/10.5281/zenodo.11206333>
- [89] Vanessa Sochat, Daniel Milroy, Claudia Misale, Jakob Luettgau, Evan F. Bollig, and William Magro. 2024. Converged Computing: A Best of Both Worlds of High-Performance Computing and Cloud. *Computing in Science & Engineering* 26, 03 (July 2024), 4–7. <https://doi.org/10.1109/MCSE.2024.3489732>
- [90] PBS Works. 2025. OpenPBS. <https://www.openpbs.org/>. Accessed: 2025-2-06.
- [91] Andy B Yoo, Morris A Jette, and Mark Grondona. 2003. Slurm: Simple linux utility for resource management. In *Workshop on job scheduling strategies for parallel processing*. Springer, 44–60.
- [92] Andrew J. Younge, Kevin Pedretti, Ryan E. Grant, and Ron Brightwell. 2017. A Tale of Two Systems: Using Containers to Deploy HPC Applications on Supercomputers and Clouds. In *2017 IEEE International Conference on Cloud Computing Technology and Science (CloudCom)*. IEEE Computer Society, Los Alamitos, CA, USA, 74–81. <https://doi.org/10.1109/CloudCom.2017.40>

Received 20 February 2025; revised 12 March 2025; accepted 5 June 2025