

Towards Generating Controllable and Solvable Geometry Problem by Leveraging Symbolic Deduction Engine

Zhuoxuan Jiang¹, Tianyang Zhang², Peiyan Peng², Jing Chen³,
Yinong Xun², Haotian Zhang², Lichi Li⁴, Yong Li⁵, Shaohua Zhang¹

¹Shanghai Business School, Shanghai, China

²Learnable.ai, Shanghai, China

³Shanghai Jiaotong University, Shanghai, China

⁴Cisco Systems Inc., San Francisco, CA, USA

⁵Beijing Shangruitong Education Technology Co., Ltd. (TeacherClub.com), Beijing, China

jzx@sbs.edu.cn, tzhang@aggies.ncat.edu

Abstract

Generating high-quality geometry problems is both an important and challenging task in education. Compared to math word problems, geometry problems further emphasize multi-modal formats and the translation between informal and formal languages. In this paper, we introduce a novel task for geometry problem generation and propose a new pipeline method: the Symbolic Deduction Engine-based Geometry Problem Generation framework (SDE-GPG). The framework leverages a symbolic deduction engine and contains four main steps: (1) searching a predefined mapping table from knowledge points to extended definitions, (2) sampling extended definitions and performing symbolic deduction, (3) filtering out unqualified problems, and (4) generating textual problems and diagrams. Specifically, our method supports to avoid inherent biases in translating natural language into formal language by designing the mapping table, and guarantees to control the generated problems in terms of knowledge points and difficulties by an elaborate checking function. With obtained formal problems, they are translated to natural language and the accompanying diagrams are automatically drew by rule-based methods. We conduct experiments using real-world combinations of knowledge points from two public datasets. The results demonstrate that the SDE-GPG can effectively generate readable, solvable and controllable geometry problems.

interests, improving their learning outcomes (Polo-zov et al., 2015; Bernacki and Walkington, 2018). In this paper, the research objective is to investigate how to generate geometry problems which are always less-studied before, to our best knowledge.

Current related studies primarily focus on the generation of math word problems (Qin et al., 2023; Christ et al., 2024; Liu et al., 2024; Qin et al., 2024). Intuitively, different types of mathematical problems are designed to assess various educational abilities. For example, math word problems emphasize language understanding, mathematical modeling, and equation deduction, while geometry problems require spatial imagination, calculation and reasoning skills, as well as mastery of geometric theorems and properties (Liu et al., 2020). Therefore, although both types of problems prioritize readability in natural language and solvability, methods for generating math word problems cannot be directly applied to geometry problems. Specifically, based on our observation, generating a geometry problem necessitates supporting a strict, step-by-step reasoning process based on geometric theorems, often in formal language, and requires multi-modal capabilities to present the problem in both textual and visual forms. These factors make geometry problem generation more challenging.

To be more specific, as shown in Figure 1, a typical geometry problem consists of a paragraph of *textual problem* and an accompanying *geometric diagram*. Within the paragraph of textual problem, the text is a mixture of mathematical expressions (e.g., $[AB \parallel CD]$) and natural language (e.g., [As shown in the figure...]). Aside from the final *question* sentence (e.g., [then what is the degree of $\angle AEC?$]), all other textual content are *clauses*. To solve the problem, appropriate geometric *knowledge points*¹ (e.g., the properties of parallel lines

1 Introduction

In the field of education, developing an automatic problem generation tool is valuable for both teachers and students. Teachers or problem designers can use the tool to save time and effort, enhancing the efficiency of the problem production process (Wang et al., 2021; Cao et al., 2022). Meanwhile, students can leverage the tool to generate personalized problems based on their background and

¹Geometric knowledge points, also referred to as geometric rules, include theorems and properties. We do not distinguish between them in the remainder of this paper.

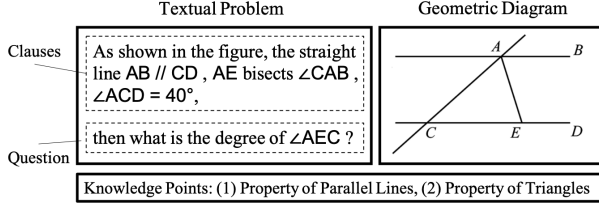


Figure 1: A typical geometry problem consists of a paragraph of textual problem and a geometric diagram. The textual problem is made up of clauses and a question, combining mathematical expressions with natural language. The diagram is sometimes not required.

and triangles in the case of Figure 1) should be applied during the reasoning process from clauses to the question. If there exists at least one such strict and step-by-step reasoning path, we believe that the geometry problem can be called solvable.

Following the existing studies on controllable problem generation (Liu et al., 2024), we also consider several analogous control variables as input, such as the knowledge points and difficulty degree. In summary, to generate controllable high-quality geometry problems, several basic elements should be involved during method design: (1) the textual problem, including clauses and a question, (2) a geometric diagram, and (3) an answer presented as a step-by-step reasoning path. Most importantly, the generated problems must be rightly solvable. Thus, the proposed task definition is that to generate a geometry problem, the knowledge points and difficulty as control variables are given, and the above-mentioned three basic elements would be outputted. In this paper, considering the complexity of the whole geometric domain, we focus on Euclidean plane geometry, leaving the exploration of topics such as geometric inequalities and combinatorial geometry for future work. The following Section 3 (Problem Definition) will introduce a detailed description of the proposed task.

To achieve the task of geometry problem generation, with a focus on readability, solvability, and controllability, we propose a pipeline method called the Symbolic Deduction Engine-based Geometry Problem Generation framework (SDE-GPG). The framework consists of four main steps: (1) searching a knowledge point-to-extended definition mapping table, (2) sampling extended definitions and performing symbolic deduction, (3) filtering out unqualified problems, and (4) generating textual problems and geometric diagrams. The details of SDE-GPG is introduced in the Section 4 (Method).

In order to evaluate the effectiveness of our proposed method, we manually curate two public datasets containing real-world combinations of knowledge points. This approach helps avoid invalid combinations, as using arbitrary knowledge points sometimes results in unsolvable conclusion. After thorough human evaluation, we find that the generated problems by our method ensure decent solvability and good consistency with control variables, along with precise descriptions in both natural language and visual diagrams. Due to the limited space, the part of related work is put into the Section 6 (Appendix).

The contributions of this paper include:

- We propose a **new, simplified task definition** for generating geometry problems. Controlled by **knowledge points and difficulty degree**, this task outputs **readable and solvable problems**. Each problem consists of three components: (1) a paragraph of textual clauses and question, (2) a geometric diagram, and (3) a step-by-step reasoning path as the answer.
- We leverage a symbolic deduction engine and propose a pipeline framework to accomplish the task, called the **Symbolic Deduction Engine-based Geometry Problem Generation framework (SDE-GPG)**. The framework consists of four steps: (1) searching a knowledge point-to-exDefinition mapping table, (2) sampling exDefinitions and performing symbolic deduction, (3) filtering out unqualified problems, and (4) generating textual problems and diagrams.
- We collect **two datasets** and conduct thorough experiments to evaluate the **readability, solvability** and **controllability** of the generated problems. The experimental results demonstrate the effectiveness of our method in terms of all the aspects. The code, data, templates and other resources are public to facilitate the successive researches².

2 Related Work

2.1 Educational Question Generation

Educational problem generation is a broad topic, as different subjects and problem types may focus on specific pedagogical objectives (Gorgun and Bulut, 2024). In the field of mathematics, current studies

²<https://github.com/tianyangzhang123/SDE-GPG-ACL25>

primarily focus on generating math word problems, with two main research lines: controllable generation and analogy generation (Liu et al., 2024). In controllable generation, problems are created based on parameters such as knowledge points (Wu et al., 2022a), grade (Qin et al., 2024), difficulty level (Jiao et al., 2023; Hwang and Utami, 2024), and more (Wang et al., 2021; Cao et al., 2022). In analogy generation, problems are generated by starting with a seed problem (Zhou et al., 2023; Norberg et al., 2023). Additionally, some research has focused on generating multi-modal math word problems (Liu et al., 2024). Recently, the educational value of generated math problems has gained significant attention, with studies examining factors like ‘age-appropriateness’ (Christ et al., 2024) and ‘cone of experience’ (Liu et al., 2024). However, despite these advancements, to the best of our knowledge, the generation of geometry problems remains unexplored. This paper presents a pioneering study on generating such problems.

2.2 Geometric Synthetic Data Augmentation

Our task is related to the field of geometry synthetic data augmentation, which is a promising direction for generating large amounts of high-quality data to train theorem provers and verifiers (Firoiu et al., 2021; Wang et al., 2023; Azerbayev et al., 2023; Yang et al., 2024). Early studies primarily focused on generating synthetic proofs for existing, human-curated problems (Polu et al., 2022; Lample et al., 2022). Recently, AlphaGeometry has made a notable contribution on end-to-end generating vast amounts of geometric reasoning data by using a symbolic deduction engine (SDE) and uses the data to train an LLM for problem solving (Trinh et al., 2024). Inspired by AlphaGeometry, we leverage the SDE framework to generate solvable geometry problems. The largest difference between these works and ours is that they are for data augmentation to train LLMs, while we should focus more on the problem quality and controllability for the purpose of educational significance.

2.3 Formal Language for Geometry

In the field of mathematics, various formal languages have been proposed for automated geometric theorem proving, such as Lean (De Moura et al., 2015; Moura and Ullrich, 2021), and several provers and reasoners have been developed using the languages like JGEX (Ida and Fleuriot, 2013), GEX (Chou et al., 2000) and LeanRea-

soner (Raffel et al., 2020). When using formal languages, theorems and proofs are typically encoded in a machine-verifiable format, and rigorous logical rules are applied to ensure the correctness of reasoning. However, fully automated provers still face challenges in autoformalization, which refers to the automatic conversion of informal language into machine-readable formal statements. Early approaches use neural machine translation to map LaTeX-formatted texts to formal languages (Wang et al., 2018; Bansal and Szegedy, 2020; Cunningham et al., 2023). Recently, LLMs and in-context learning (Brown et al., 2020) have expanded the possibilities in this area (Wu et al., 2022b; Agrawal et al., 2022; Gadgil et al., 2022; Murphy et al., 2024). Beyond translation-based methods, some structured frameworks have been introduced (Patel et al., 2023; Ying et al., 2024; Poiroux et al., 2024), while DSP (Jiang et al., 2022) and its variant (Zhao et al., 2024) leverage Minerva (Lewkowycz et al., 2022) to generate informal proofs that are later converted into formal proof sketches. Despite these advancements, autoformalization still struggles to achieve fully correct translation from natural language to formal language. It is notable that the translation from formal language to natural language and diagrams is generally error-tolerant and deterministic (Trinh et al., 2024), and we leverage the characteristics for our task.

3 Problem Definition

In this section, we present the problem definition. The terms and notations can be referred to Table 3 of the Appendix.

DEFINITION 1: Knowledge Point and Difficulty Degree. The geometric *knowledge points* refer to geometric theorems and properties, denoted as $\mathcal{K} = \{K_1, K_2, \dots, K_{N_k}\}$. For example, K_1 , which is $[\text{perp } a b c d, \text{perp } c d e f, \text{ncoll } a b e \Rightarrow \text{para } a b e f]$, means the parallel line determination theorem. The *difficulty degree* is set as three levels, i.e., Easy, Moderate and Difficult, in this paper.

DEFINITION 2: Premise, Conclusion and Definition. Each knowledge point K_i consists of a set of *premises* P_i and a *conclusion* C_i , denoted as $K_i = \{P_i, C_i\}$. For example, for K_1 , we have $P_1 = \{\text{perp } a b c d, \text{perp } c d e f, \text{ncoll } a b e\}$ and $C_1 = \{\text{para } a b e f\}$. To start a symbolic deduction engine, the *definitions*, denoted as $\mathcal{D} = \{D_1, D_2, \dots, D_{N_d}\}$, are essential to provide a

complete description of a geometry, while the \mathcal{K} are selectively used for reasoning. The premises, conclusions, and definitions are all expressed in formal language.

DEFINITION 3: Knowledge Point-to-exDefinition Mapping Table (K2exD-MT).

We define the combination of any definitions as *extended definitions* (exDefinition), denoted as $ex\mathcal{D} = \{f_{\text{minimal}}(\{D_i | \forall D_i \in \mathcal{D}\})\}$ where f_{minimal} performs pruning and union operations on multiple sets of definitions to obtain a minimal set. Since any exDefinition can serve as input for a symbolic deduction engine to potentially reach a conclusion, a one-to-many mapping table, called the Knowledge Point-to-exDefinition Mapping Table (K2exD-MT), can be constructed. Therefore, given any knowledge point, the exDefinitions can be obtained through a sampling function: $exD_i = f_{\text{sample}}(K_i, \text{K2exD-MT})$.

DEFINITION 4: Deduced Conclusion. Given several knowledge points and a set of sampled exDefinitions $ex\mathcal{D}$, different conclusions can be derived by an SDE through step-by-step reasoning. It is not guaranteed that a valid conclusion will always be reached, meaning that some combinations of knowledge points may not lead to a valid conclusion. We treat the *deduced conclusions* DC as the questions of the generated problem in formal language, which are obtained through two functions: $exd = f_{\text{minimal}}(ex\mathcal{D})$ and $DC = f_{\text{engine}}(exd)$.

DEFINITION 5: Generated Textual Problem and Diagram. Given a set of exDefinitions exd , if a set of deduced conclusions DC is obtained through an SDE, the generated problems in natural language and their corresponding diagram can be derived using two translation functions: $GP_i^{(\text{text})} = f_{\text{text}}(exd, DC_i) = \{CL_i, Q_i\}$ and $GP_i^{(\text{diagram})} = f_{\text{diagram}}(exd)$, where CL_i and Q_i represent the clauses and the question of the i th generated textual problem, respectively.

DEFINITION 6: Geometry Problem Generation Task. Based on the above-mentioned Definitions 1-5, the task of geometry problem generation in this paper is formally defined as follows:

$$GP^{(\text{text})}, GP^{(\text{diagram})} = f(K, h, \text{K2exD-MT}, \text{SDE}), \quad (1)$$

where K is the set of knowledge points, h is the difficulty degree, K2exD-MT is the predefined knowledge point-to-exDefinition mapping table, and SDE refers to a symbolic deduction engine.

4 Method

In this section, we introduce the pipeline of proposed Symbolic Deduction Engine-based Geometry Problem Generation Framework (SDE-GPG), as shown in Figure 2.

4.1 Offline Construction of Knowledge Point-to-exDefinition Mapping Table

As shown in Figure 2, our framework relies on a Knowledge Point-to-exDefinition Mapping Table (K2exD-MT), which establishes the relationships between each knowledge point and multiple sets of formal exDefinitions. This way can help to avoid inherent biases in translation between natural and formal languages, which is often faced in solving geometry problems. Algorithm 1 (see Appendix) outlines the process for constructing the table.

In Algorithm 1, two repositories—definitions \mathcal{D} ³ and knowledge points \mathcal{K} ⁴—are leveraged, where $N_d = 68$ and $N_k = 43$ are their quantities respectively. Given a symbolic deduction engine (SDE) and iteration times T , in each iteration, we first sample n definitions from \mathcal{D} to obtain a new set $\hat{\mathcal{D}}$. After performing pruning and union operations (f_{minimal}) on $\hat{\mathcal{D}}$, a minimal set of definitions, \hat{d} , is obtained. Then, the reasoning function (f_{engine}) based on the SDE is executed to generate a set of conclusions DC . All knowledge points K_i used in the reasoning process are recorded, and a new mapping entry between K_i and \hat{d} is added to the K2exD-MT iteratively. In our primary experiment, we set $n = 2$ and $T = 100,000$, and the distribution numbers of obtained exDefinition sets corresponding to each knowledge point are shown in Table 4 of the Appendix.

4.2 K2exD-MT Lookup, exDefinitions Sampling and Symbolic Deduction

Since the K2exD-MT has been constructed beforehand, during online process, the exDefinitions can be efficiently looked up on the table for each knowledge point. Then, the retrieved exDefinitions can be used to initiate the deduction. In contrast, randomly collecting input definitions from the original repository \mathcal{D} would be inefficient, as they may be completely unrelated to the given knowledge points. As a result, this method can ensure the

³<https://github.com/google-deepmind/alphageometry/blob/main/defs.txt>

⁴<https://github.com/google-deepmind/alphageometry/blob/main/rules.txt>

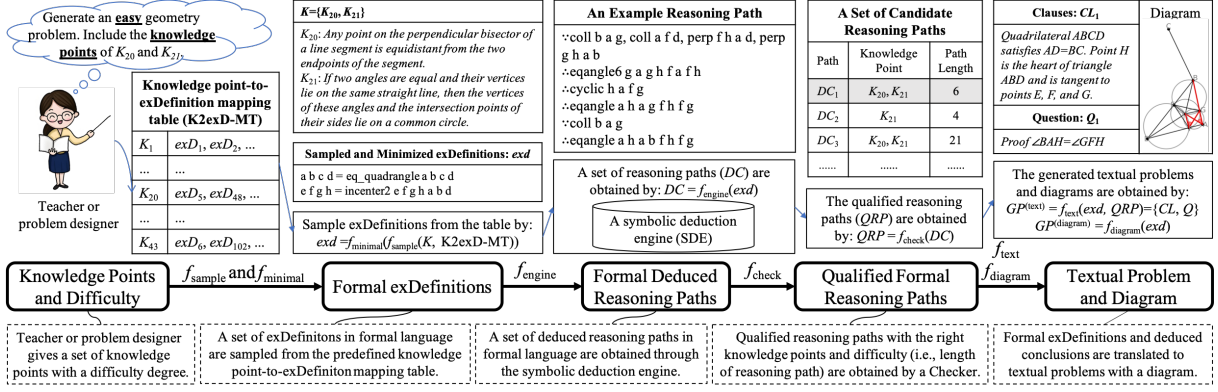


Figure 2: Pipeline of proposed Symbolic Deduction Engine-based Geometry Problem Generation Framework (SDE-PGP) with an example case.

proper correlation of the to-be-generated problems with each given knowledge point.

Lines 2-5 of Algorithm 2 (see Appendix) show the process of exDefinitions sampling by using K2exD-MT, while Line 7 represents the deduction process with an SDE. After obtaining the exDefinitions, the f_{minimal} operation is also performed (Line 6 of Algorithm 2) to obtain a minimal set of exDefinitions before deduction begins. For deduction, we leverage the symbolic engine proposed by AlphaGeometry, retaining all core components of deductive database, algebraic rules, traceback algorithms, and proof pruning (Trinh et al., 2024).

4.3 Problem Qualification Checking

Although the AlphaGeometry SDE supports the proof pruning, our task is to generate controllable and qualified problems, instead of just data augmentation without caring for the problem’s quality. Therefore, an additional function for qualification checking should be developed. After obtaining candidate problems, based on control variables, unqualified problems would be filtered out, which means that the qualified reasoning paths should (1) be shortest paths, (2) involve all the required knowledge points (i.e., completeness of knowledge points), (3) involve all the exDefinitions to reach conclusions (i.e., completeness of clauses), and (4) be consistent with the given difficulty degree (i.e., consistency of difficulty) in terms of the length of paths. The checking function⁵ is important to ensure the quality of generated problems by filtering out those reasoning paths that are not shortest or incomplete on required control variables.

⁵This is an engineering implementation to filter out qualified problems which meet the above four constraints.

4.4 Textual Problem and Diagram Generation

After obtaining qualified reasoning paths from the previous step, our framework can translate the formal exDefinitions and conclusions into textual problems and diagrams using functions f_{text} and f_{diagram} , respectively. Lines 8-14 in Algorithm 2 (see Appendix) describe the translation process.

For the translation of textual part, we use a series of predefined templates that can map formal expressions to their corresponding natural language representations, as the grammar of formal language is finite⁶. An example is shown in Figure 2. While the variety of language expressions can be further refined by any LLM, we leave it as a future work.

For the generation of diagrams, due to the specificity of geometry, we implement f_{diagram} as an iterative process that successively maps each exDefinition exd to a geometric diagram using a drawing tool⁷. These operations are executed sequentially to ensure geometric consistency with the given exDefinitions. For example, point constructions must precede line drawings, and angle markings can only be added once the relevant lines are drawn. The process continues until all geometric statements in exd are properly represented in the diagram. Admittedly, sometimes the generated diagrams do not totally align with human conventions, e.g., improper position of a point. A visual interface can be developed to support manual adjustment for users.

5 Experiment

In this section, we present the experimental results of our proposed method. Since there are few ex-

⁶All the templates can be published in a code repository.

⁷<https://github.com/google-deepmind/alphageometry/blob/main/graph.py>

Method	Readability			Solvability			Controllability	
	GF (1-5)	LC (1-5)	DC (1-5)	NS (0-1)	CS (1-5)	CC (0-1)	CKP (0-1)	CD (0-1)
GPT-4o	3.05	3.60	-	0.51	2.31	0.32	0.45	0.39
SDE-PGP w/o checking	3.44	3.61	2.61	0.72	2.51	0.53	0.53	0.40
SDE-PGP w/ checking	4.25	4.65	2.55	1.00	3.55	1.00	0.62	0.63

Table 1: Average scores for evaluating readability and solvability on JGEX-AG-231 dataset.

isting counterparts to serve as baselines and no ground truth available for evaluation, we perform human evaluations focusing on the aspects of readability, solvability and controllability.

5.1 Dataset

To address the above questions, we first prepare datasets where each sample should consist of real-world combinations of knowledge points. We curate two datasets of geometry problems in different languages manually. As known, random combinations of knowledge points may not deduce a conclusion. In real-world applications, problem designers are typically experts who are familiar with how to meaningfully combine the knowledge points.

- **JGEX-AG-231**⁸: The dataset consists of 231 plane geometry problems, offering a diverse range that includes textbook exercises, regional olympiads, and famous geometry theorems. Each problem in the dataset is associated with a set of knowledge points, with an average of 9.19 points per problem. For our experiment, we randomly sample fewer than five knowledge points from each problem to reduce complexity.
- **GeoQA**⁹: The dataset is sourced from authentic middle school exams in China, containing 5,010 geometric problems with detailed annotated solution programs. For our experiment, we randomly select 100 problems from the plane geometry subset, as the SDE we use supports only this topic. We annotate the knowledge points for each problem, with an average of 1.45 knowledge points per problem, indicating that the overall problem’s complexity is lower than that in JGEX-AG-231.

5.2 Experimental Design

5.2.1 Measurement Metrics

Readability. The generated geometry problems should be humanly-readable, and the evaluation

dimensions are as follows:

- **Grammatical Fluency (GF):** It assesses how grammatically clear and concise the language is, and whether there are any ambiguous or confusing expressions.
- **Logical Correctness (LC):** It evaluates the logical structure of the problem, ensuring information is presented in a coherent and orderly manner (e.g., a point should be introduced only after the corresponding line is drawn).
- **Diagram Correctness (DC):** It examines the logical consistency between the textual description and the diagram, and whether the diagram is easily interpretable by humans.

Solvability. The generated geometry problems and diagrams should be solvable, and all the relevant clauses should be incorporated. The evaluation dimensions include:

- **Native Solvability (NS):** Whether the generated problem can be solved.
- **Consistent Solvability (CS):** How well the textual content, the reference answer, and the diagram align to solve the problem, and whether the reasoning path is shortest.
- **Completeness of Clauses (CC):** Whether all clauses are utilized in solving the problem.

Controllability. The generated problems should support that all the required control variables, i.e., knowledge points and difficulty degree in this paper, are satisfied. The dimensions include:

- **Completeness of Knowledge Points (CKP):** Whether all the required knowledge points are involved in solving the problem.
- **Consistency of Difficulty (CD):** Whether the length of reasoning path is consistent with the required difficulty degree. We empirically set Easy for less than 10 steps, Moderate for between 10 and 20 steps, and Difficult for larger than 20 steps.

5.2.2 Measurement Method

For evaluating the metrics of readability, solvability and controllability, human annotation is conducted.

⁸<https://www.scribd.com/document/742181523/jgex-ag-231>

⁹<https://github.com/chen-judge/GeoQA>

Method	Readability			Solvability			Controllability	
	GF (1-5)	LC (1-5)	DC (1-5)	NS (0-1)	CS (1-5)	CC (0-1)	CKP (0-1)	CD (0-1)
GPT-4o	4.31	4.15	-	0.90	3.71	0.61	0.75	0.29
SDE-PGP w/o checking	4.18	4.43	2.75	0.89	3.50	0.75	0.82	0.36
SDE-PGP w/ checking	4.53	4.54	3.50	0.96	3.96	0.82	0.94	0.47

Table 2: Average scores for evaluating readability and solvability on GeoQA dataset.

We invite three experts with substantial experience in geometry problem design, two of whom serve as the initial judges and another one as the arbiter. When the results from the judges are inconsistent, the arbiter makes the final decision. We use two types of scoring: a discrete grading score ranging from 1 to 5 (orderly corresponding to poor, wrong, fair, good, perfect), and a binary score of 0 or 1 (0 is negative and 1 is positive). The grading score is used to measure GF, LC, DC, and CS, while the binary score is for NS, CC, CKP and CD. We report the average scores for both datasets, respectively.

We use GPT-4o¹⁰ and SDE-PGP without checking as baselines, and write a prompt for the LLM to generate geometry problems (see Table 5 in Appendix). Note that current LLMs mostly cannot draw geometric diagrams. For each given input test sample, we generate only one problem and use it for evaluation, rather than generating multiple times to select the best one.

5.3 Results and Analysis

Results for Readability. From Table 1 and Table 2, we can see that the generated problems remain generally readable across both datasets. In particular, SDE-PGP w/ checking achieves the highest GF (General Fluency) and LC (Linguistic Clarity) on both datasets, indicating that introducing the checking function leads to more coherent and fluent texts. The DC scores may suggest that SDE-PGP w/o checking may generate easier problems, leading to drawing better diagrams.

Results for Solvability. From Table 1 and Table 2, several observations can be made regarding the metric of solvability: (1) SDE-PGP w/ checking achieves near-perfect Native Solvability (NS), with 1.00 on JGEX-AG-231 and 0.96 on GeoQA, indicating that almost all generated problems are solvable. (2) The Consistent Solvability (CS) score tends to be higher on GeoQA, possibly because the reduced number of knowledge points makes diagram construction and text–diagram consistency easier. (3) The completeness of clauses (CC) is suf-

ficiently high for SDE-PGP w/ checking (1.00 on JGEX-AG-231 and 0.82 on GeoQA), though there remains room for enhancing clause generation in future improvement.

Results for Controllability. From Table 1 and Table 2, SDE-PGP w/ checking consistently achieves higher completeness of knowledge points (CKP) and consistency of difficulty (CD) than the baselines on both datasets, validating the effectiveness of the proposed checking function.

5.4 Case Study

We provide several representative examples to illustrate the strengths and limitations of our SDE-GPG framework. These examples highlight the framework’s effectiveness in generating geometry problems that are readable, solvable, and controllable, as well as identifying areas where further improvement is needed. For detailed discussions and visual examples, please refer to Appendix A.

6 Conclusion

In this paper, we introduce a novel task of generating readable and solvable geometry problems under the constraint of control variables. To achieve this, we leverage a symbolic deduction engine and propose a new framework called the Symbolic Deduction Engine-based Geometry Problem Generation Framework (SDE-GPG). By creating a mapping table between knowledge points and definitions, our framework eliminates inherent biases in translating natural language into formal language. Our method highlights a checking function to guarantee the problem quality and controllability, as well as enabling the generation of multi-modal geometry problems. The thorough experiments demonstrate the effectiveness of our method on all the readability, solvability and controllability. In the future, situations that involve more control variables, such as context and problem type, and geometric topics, such as geometric inequalities and combinatorial geometry, could be further explored.

¹⁰<https://chatgpt.com/>

Acknowledgment

This work is supported by the Special Program on Education Examinations of the China Education Development Strategy Society (Grant No. jyks2024038), the Program of Shanghai Committee of Science and Technology, China (Grant No. 24511103200), and the International Science and Technology Cooperation Program of Shanghai Committee of Science and Technology, China (Grant No. 24170790602). We thank all the anonymous reviewers for their insightful and constructive comments. Zhuoxuan Jiang is the corresponding author.

References

- Ayush Agrawal, Siddhartha Gadgil, Navin Goyal, Ashvni Narayanan, and Anand Tadipatri. 2022. Towards a mathematics formalisation assistant using large language models. *arXiv preprint arXiv:2211.07524*.
- Zhangir Azerbayev, Hailey Schoelkopf, Keiran Paster, Marco Dos Santos, Stephen McAleer, Albert Q Jiang, Jia Deng, Stella Biderman, and Sean Welleck. 2023. Llemma: An open language model for mathematics. *arXiv preprint arXiv:2310.10631*.
- Kshitij Bansal and Christian Szegedy. 2020. Learning alignment between formal & informal mathematics. In *5th Conference on Artificial Intelligence and Theorem Proving*.
- Matthew L Bernacki and Candace Walkington. 2018. The role of situational interest in personalized learning. *Journal of Educational Psychology*, 110(6):864.
- Tom Brown, Benjamin Mann, Nick Ryder, Melanie Subbiah, Jared D Kaplan, Prafulla Dhariwal, Arvind Neelakantan, Pranav Shyam, Girish Sastry, Amanda Askell, et al. 2020. Language models are few-shot learners. *NeurIPS*, 33:1877–1901.
- Tianyang Cao, Shuang Zeng, Xiaodan Xu, Mairgup Mansur, and Baobao Chang. 2022. Disk: Domain-constrained instance sketch for math word problem generation. *arXiv preprint arXiv:2204.04686*.
- Shang-Ching Chou, Xiao-Shan Gao, and Jing-Zhong Zhang. 2000. A deductive database approach to automated geometry theorem proving and discovering. *Journal of Automated Reasoning*, 25(3):219–246.
- Bryan Christ, Jonathan Kropko, and Thomas Hartvigsen. 2024. Mathwell: Generating educational math word problems using teacher annotations. In *EMNLP 2024*, pages 11914–11938.
- Garett Cunningham, Razvan C Bunescu, and David Juedes. 2023. Towards autoformalization of mathematics and code correctness: Experiments with elementary proofs. *arXiv preprint arXiv:2301.02195*.
- Leonardo De Moura, Soonho Kong, Jeremy Avigad, Floris Van Doorn, and Jakob von Raumer. 2015. The lean theorem prover (system description). In *CADE*, pages 378–388.
- Vlad Firoiu, Eser Aygun, Ankit Anand, Zafarali Ahmed, Xavier Glorot, Laurent Orseau, Lei Zhang, Doina Precup, and Shihab Mourad. 2021. Training a first-order theorem prover from synthetic data. *arXiv preprint arXiv:2103.03798*.
- Siddhartha Gadgil, Anand Rao Tadipatri, Ayush Agrawal, Ashvni Narayanan, and Navin Goyal. 2022. Towards automating formalisation of theorem statements using large language models. In *NeurIPS 2022 Workshop on MATH-AI*.
- Guher Gorgun and Okan Bulut. 2024. Instruction-tuned large-language models for quality control in automatic item generation: A feasibility study. *Educational Measurement: Issues and Practice*.
- Wu-Yuin Hwang and Ika Qutsiati Utami. 2024. Using gpt and authentic contextual recognition to generate math word problems with difficulty levels. *Education and Information Technologies*, pages 1–29.
- Tetsuo Ida and Jacques Fleuriot. 2013. *Automated Deduction in Geometry*. Springer.
- Albert Q Jiang, Sean Welleck, Jin Peng Zhou, Wenda Li, Jiacheng Liu, Mateja Jamnik, Timothée Lacroix, Yuhuai Wu, and Guillaume Lample. 2022. Draft, sketch, and prove: Guiding formal theorem provers with informal proofs. *arXiv preprint arXiv:2210.12283*.
- Ying Jiao, Kumar Shridhar, Peng Cui, Wangchunshu Zhou, and Mrinmaya Sachan. 2023. Automatic educational question generation with difficulty level controls. In *AIED*, pages 476–488.
- Guillaume Lample, Timothee Lacroix, Marie-Anne Lachaux, Aurelien Rodriguez, Amaury Hayat, Thibaut Lavril, Gabriel Ebner, and Xavier Martinet. 2022. Hypertree proof search for neural theorem proving. *NeurIPS*, 35:26337–26349.
- Aitor Lewkowycz, Anders Andreassen, David Dohan, Ethan Dyer, Henryk Michalewski, Vinay Ramasesh, Ambrose Slone, Cem Anil, Imanol Schlag, Theo Gutman-Solo, et al. 2022. Solving quantitative reasoning problems with language models. *NeurIPS*, 35:3843–3857.
- Sannyuya Liu, Jintian Feng, Zongkai Yang, Yawei Luo, Qian Wan, Xiaoxuan Shen, and Jianwen Sun. 2024. Comet: “cone of experience” enhanced large multimodal model for mathematical problem generation. *Science China Information Sciences*, 67(12):1–2.
- Tianqiao Liu, Qiang Fang, Wenbiao Ding, Hang Li, Zhongqin Wu, and Zitao Liu. 2020. Mathematical word problem generation from commonsense knowledge graph and equations. *arXiv preprint arXiv:2010.06196*.

- Leonardo de Moura and Sebastian Ullrich. 2021. The lean 4 theorem prover and programming language. In *CADE*, pages 625–635.
- Logan Murphy, Kaiyu Yang, Jialiang Sun, Zhaoyu Li, Anima Anandkumar, and Xujie Si. 2024. Autoformalizing euclidean geometry. *arXiv preprint arXiv:2405.17216*.
- Kole Norberg, Husni Almoubayyed, Stephen E Fancsali, Logan De Ley, Kyle Weldon, April Murphy, and Steve Ritter. 2023. Rewriting math word problems with large language models. *Grantee Submission*.
- Nilay Patel, Rahul Saha, and Jeffrey Flanigan. 2023. A new approach towards autoformalization. *arXiv preprint arXiv:2310.07957*.
- Auguste Poiroux, Gail Weiss, Viktor Kunčák, and Antoine Bosselut. 2024. Improving autoformalization using type checking. *arXiv preprint arXiv:2406.07222*.
- Oleksandr Polozov, Eleanor O’Rourke, Adam M Smith, Luke Zettlemoyer, Sumit Gulwani, and Zoran Popović. 2015. Personalized mathematical word problem generation. In *IJCAI*.
- Stanislas Polu, Jesse Michael Han, Kunhao Zheng, Mantas Baksys, Igor Babuschkin, and Ilya Sutskever. 2022. Formal mathematics statement curriculum learning. *arXiv preprint arXiv:2202.01344*.
- Longhu Qin, Jiayu Liu, Zhenya Huang, Kai Zhang, Qi Liu, Binbin Jin, and Enhong Chen. 2023. A mathematical word problem generator with structure planning and knowledge enhancement. In *SIGIR*, pages 1750–1754.
- Wei Qin, Xiaowei Wang, Zhenzhen Hu, Lei Wang, Yunshi Lan, and Richang Hong. 2024. Math word problem generation via disentangled memory retrieval. *ACM TKDD*, 18(5):1–21.
- Colin Raffel, Noam Shazeer, Adam Roberts, Katherine Lee, Sharan Narang, Michael Matena, Yanqi Zhou, Wei Li, and Peter J Liu. 2020. Exploring the limits of transfer learning with a unified text-to-text transformer. *JMLR*, 21(140):1–67.
- Trieu H Trinh, Yuhuai Wu, Quoc V Le, He He, and Thang Luong. 2024. Solving olympiad geometry without human demonstrations. *Nature*, 625(7995):476–482.
- Haiming Wang, Huajian Xin, Chuanyang Zheng, Lin Li, Zhengying Liu, Qingxing Cao, Yinya Huang, Jing Xiong, Han Shi, Enze Xie, et al. 2023. Lego-prover: Neural theorem proving with growing libraries. *arXiv preprint arXiv:2310.00656*.
- Qingxiang Wang, Cezary Kaliszyk, and Josef Urban. 2018. First experiments with neural translation of informal to formal mathematics. In *Intelligent Computer Mathematics*, pages 255–270.
- Zichao Wang, Andrew S Lan, and Richard G Baraniuk. 2021. Math word problem generation with mathematical consistency and problem context constraints. *arXiv preprint arXiv:2109.04546*.
- Qinzhao Wu, Qi Zhang, and Xuanjing Huang. 2022a. Automatic math word problem generation with topic-expression co-attention mechanism and reinforcement learning. *TASLP*, 30:1061–1072.
- Yuhuai Wu, Albert Qiaochu Jiang, Wenda Li, Markus Rabe, Charles Staats, Mateja Jamnik, and Christian Szegedy. 2022b. Autoformalization with large language models. *NeurIPS*, 35:32353–32368.
- Kaiyu Yang, Aidan Swope, Alex Gu, Rahul Chalamala, Peiyang Song, Shixing Yu, Saad Godil, Ryan J Prenger, and Animashree Anandkumar. 2024. Lendojo: Theorem proving with retrieval-augmented language models. *NeurIPS*, 36.
- Huaiyuan Ying, Zijian Wu, Yihan Geng, Jiayu Wang, Dahua Lin, and Kai Chen. 2024. Lean workbook: A large-scale lean problem set formalized from natural language math problems. *arXiv preprint arXiv:2406.03847*.
- Xueliang Zhao, Lin Zheng, Haige Bo, Changran Hu, Urmish Thakker, and Lingpeng Kong. 2024. Subgoalxl: Subgoal-based expert learning for theorem proving. *arXiv preprint arXiv:2408.11172*.
- Zihao Zhou, Maizhen Ning, Qiufeng Wang, Jie Yao, Wei Wang, Xiaowei Huang, and Kaizhu Huang. 2023. Learning by analogy: Diverse questions generation in math word problem. *arXiv preprint arXiv:2306.09064*.

Appendix

A Case Study

As shown in Example 1, it demonstrates a geometry problem generated with our complete SDE-GPG framework, incorporating the checking function. From the perspective of readability, the textual description is clear, grammatically fluent, and logically coherent. The clauses introduce each geometric element sequentially, ensuring logical correctness and clarity. Regarding solvability, the reasoning path is explicit, shortest, and fully utilizes all clauses.

As presented in Example 2, it is generated without using our checking function. Although this problem still maintains decent readability and solvability, the textual description remains fluent, and the diagram clearly corresponds to the textual information, it notably lacks in controllability. Specifically, the generated problem is overly simplified, resulting in a very short reasoning path. Consequently, the actual difficulty is significantly lower than the predefined control variable. This highlights the essential role of our checking function in controlling and ensuring the complexity and completeness of generated geometry problems.

As shown in Example 3, it represents one of the occasional problematic outputs of our method. Despite having high readability in terms of grammar and logical structure, the generated problem suffers significantly from solvability issues. The main reason for this issue is the absence of certain intermediate theorems within the symbolic deduction engine. As a result, the system performs unnecessarily lengthy deductions for a conclusion that could ideally be derived in just a single step. This leads to a non-shortest reasoning path. To address this issue in future work, we plan to enrich our symbolic deduction engine with additional intermediate geometric theorems, further optimizing the efficiency of our geometry problem generation framework.

Example 4 illustrates an incorrect geometry problem generated by GPT-4o. This example highlights typical errors encountered when relying solely on LLMs for geometry problem generation, such as logical errors in the problem formulation, incorrect or impossible-to-solve scenarios, and the improper application of geometric theorems. Such issues underscore the importance of integrating symbolic deduction engines and rigorous checking mechanisms, as proposed by our SDE-GPG framework.

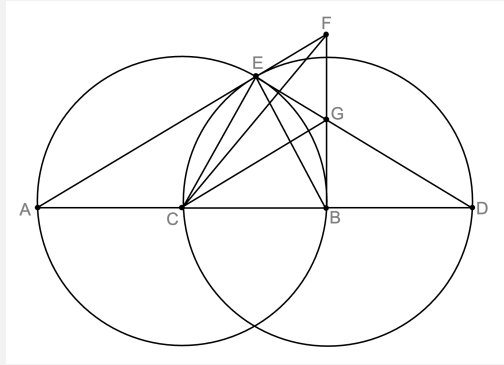
Example 1: An ideal geometry problem generated by SDE-GPG with checking.

Problem: Let points A, B define segment AB . Let point C be the midpoint of segment BA . Construct point D as the reflection of C about point B . Let point E lie on both the circle centered at C with radius CA , and the circle centered at B with radius BC . Construct point F such that $BF \perp AB$ and point F lies on line AE . Construct point G such that G lies on both line BF and line DE .

The following conditions hold:

- Points B, C, A are collinear, and $CB = CA$.
- Points B, C, D are collinear, and $BC = BD$.
- $CE = CA, BE = BC$.
- Points E, F, A are collinear.
- $BF \perp AB$.
- Points E, G, D are collinear, and points F, B, G are collinear.

Prove: The angle formed between lines AE and BF equals the angle formed between lines DE and CG .



Proof Steps:

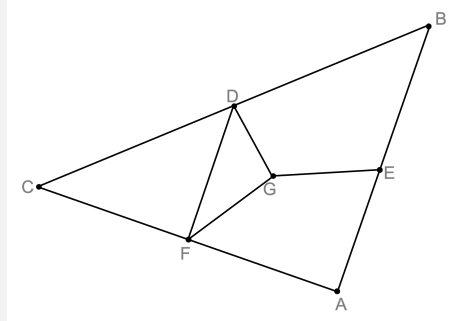
- (1) $CE = CA, CB = CA \implies C$ is the circumcenter of $\triangle BEA$.
- (2) C is circumcenter of $\triangle BEA, B, C, A$ collinear $\implies BE \perp AE$.
- (3) $BC = BD, \angle DBG = \angle GBC \implies \angle BDG = \angle GCB$.
- (4) $BC = BD, BE = BC \implies BE = BD$.
- (5) $BE = BD \implies \angle BED = \angle EDB$.
- (6) G, D, E collinear, B, C, D collinear, B, C, A collinear, $\angle BDG = \angle GCB, \angle BED = \angle EDB \implies \angle BEG = \angle(\text{line } BD, \text{line } GC)$.
- (7) $\angle FEB = \angle FBD, \angle BEG = \angle(\text{line } BD, \text{line } GC) \implies \angle FEG = \angle(\text{line } FB, \text{line } GC)$.
- (8) $\angle FEG = \angle(\text{line } FB, \text{line } GC), E, F, A$ collinear, E, G, D collinear $\implies \angle(AE, BF) = \angle(DE, CG)$.

Thus, the proof is completed:

$$\angle(AE, BF) = \angle(DE, CG)$$

Example 2: A geometry problem generated by SDE-GPG without checking.

Problem: Construct a triangle $\triangle ABC$. Let points D, E, F be the midpoints of segments CB, AB, AC , respectively. Point G is positioned such that distances from G to points D, E, F are all equal. Prove that the angle formed by line DG and side AB is equal to the angle formed by side AB and line FG .



Proof Steps:

- (1) $GD = GF \implies \angle GDF = \angle DFG$.
- (2) F is the midpoint of AC , D is the midpoint of $BC \implies FD \parallel AB$.
- (3) $\angle GDF = \angle DFG$, $FD \parallel AB \implies \angle(DG, AB) = \angle(AB, FG)$.

Thus, the proof is completed:

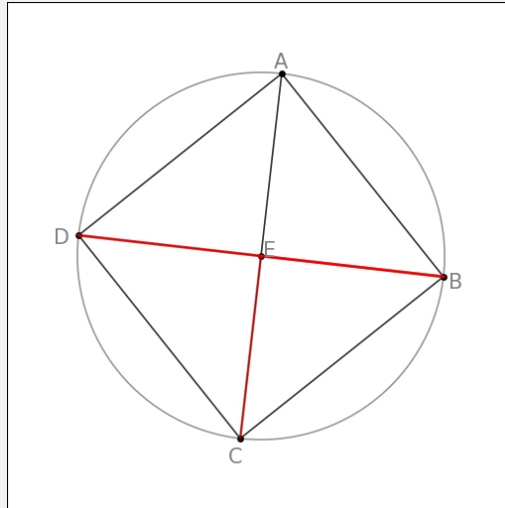
$$\angle(DG, AB) = \angle(AB, FG)$$

Example 3: A problematic geometry problem generated due to missing intermediate theorems.

Problem:

Construct a square $ABCD$. Let point E be the intersection point of diagonals CA and BD . Prove:

$$\frac{BE}{BD} = \frac{CE}{BD}$$



Proof Steps:

- (1) $AD \parallel BC$, B, D, E are collinear, C, A, E are collinear $\implies \frac{BE}{BD} = \frac{CE}{CA}$.
- (2) $AB \perp BC$, $AB \parallel CD \implies BC \perp CD$.
- (3) $AB \perp BC$, $BC \parallel AD \implies DA \perp AB$.
- (4) $AB \perp BC$, $BC \perp CD$, $DA \perp AB \implies AC = BD$.
- (5) $\frac{BE}{BD} = \frac{CE}{CA}$, $AC = BD \implies \frac{BE}{BD} = \frac{CE}{BD}$.

Thus, the proof is completed:

$$\frac{BE}{BD} = \frac{CE}{BD}$$

Example 4: A geometry problem generated by GPT-4o demonstrating inaccuracies.

Problem:

Given triangles $\triangle ABC$ and $\triangle DEF$, with $AB = DE$, $AC = DF$, and $\angle BAC = \angle EDF$:

(1) Prove that $\triangle ABC \cong \triangle DEF$.

(2) If $BC = 8$, $AB = 6$, and $\angle EDF = 60^\circ$, find the perimeter of $\triangle DEF$.

Proof Steps:

(1) Proving $\triangle ABC \cong \triangle DEF$:

According to the given conditions:

- $AB = DE$ (corresponding sides are equal),
- $AC = DF$ (corresponding sides are equal),
- $\angle BAC = \angle EDF$ (included angles are equal).

By the congruence criterion (**SAS Criterion**), triangles having two corresponding sides and their included angles equal are congruent. Thus, we have:

$$\triangle ABC \cong \triangle DEF.$$

(2) Finding the perimeter of $\triangle DEF$:

Since $\triangle ABC \cong \triangle DEF$, the corresponding sides of these two triangles are equal, thus $BC = EF$.

Given:

$$BC = 8, \quad AB = 6, \quad DE = AB = 6.$$

Also, by congruence properties:

$$AC = DF = 6.$$

Therefore, the side lengths of $\triangle DEF$ are:

$$DE = 6, \quad DF = 6, \quad EF = 8.$$

The perimeter of $\triangle DEF$ is:

$$DE + DF + EF = 6 + 6 + 8 = 20.$$

Answer:

(1) $\triangle ABC \cong \triangle DEF$;

(2) The perimeter of $\triangle DEF$ is 20.

B Detailed Information about SDE-GPG

Algorithm 1: Constructing the knowledge point-to-exDefinition mapping table (K2exD-MT)

Input: The repository of definitions \mathcal{D} , the repository of knowledge points \mathcal{K} , the SDE, the iteration times T

Output: K2exD-MT

```

1 K2exD-MT={}, t=1;
2 while  $t < T$  do
3   Sample an integer  $n \in \{1, N_d\}$  and sample  $n$  definitions from  $\mathcal{D}$  to construct a new set  $\hat{D}$ ;
4    $\hat{d} = f_{\text{minimal}}(\hat{D})$ ;
5    $DC = f_{\text{engine}}(\hat{d})$ ;
6   Record all the knowledge points  $\{K_i\}$  used along with the reasoning paths from  $\hat{d}$  to any  $DC_i$ ;
7   foreach  $K_i \in \{K_i\}$  do
8     Insert one mapping of  $[K_i \rightarrow \hat{d}]$  into K2exD-MT;
9   end
10  t=t+1;
11 end
12 return K2exD-MT.
```

Algorithm 2: Generating geometry problems

Input: A set of knowledge points \hat{K} , a difficulty degree h , the K2exD-MT, the SDE

Output: $GP^{(\text{text})}$, $GP^{(\text{diagram})}$

```

1  $GP^{(\text{text})} = \{\}$ ,  $GP^{(\text{diagram})} = \{\}$ ,  $\hat{exD} = \{\}$ ;
2 foreach  $K_i \in \hat{K}$  do
3    $exD_i = f_{\text{sample}}(K_i, \text{K2exD-MT})$ ;
4    $\hat{exD} = \hat{exD} + \{exD_i\}$ ;
5 end
6  $\hat{exd} = f_{\text{minimal}}(\hat{exD})$ ;
7  $Q\hat{R}P = f_{\text{check}}(f_{\text{engine}}(\hat{exd}))$ ;
8 if  $Q\hat{R}P \neq \{\}$  then
9    $GP^{(\text{diagram})} = \{f_{\text{diagram}}\{\hat{exd}\}\}$ ;
10  foreach  $QRP_i \in Q\hat{R}P$  do
11     $GP_i^{(\text{text})} = f_{\text{text}}\{\hat{exd}, QRP_i\}$ ;
12     $GP^{(\text{text})} = GP^{(\text{text})} + \{GP_i^{(\text{text})}\}$ ;
13  end
14 end
15 return  $GP^{(\text{text})}$  and  $GP^{(\text{diagram})}$ .
```

Term	Notation	Description
Clauses	CL	The clauses of a textual problem.
Question	Q	The question of a textual problem.
Textual Problem	$\{CL, Q\}$	A paragraph of problem description including clauses and a question.
Diagram	-	A corresponding geometric diagram for a textual problem.
Knowledge points	\mathcal{K}	A control variable that corresponds to geometric rules, including theorems and properties. The scope is finite.
The number of knowledge points	N_k	The number of knowledge points in an existing repository.
Difficulty Degree	h	A control variable where its scope is empirically set as Easy for less than 10 reasoning steps, Moderate for 10 to 20 steps, and Difficulty for larger than 20 steps.
Premises	P	The part of clauses of a knowledge point in formal language.
Conclusion	C	The part of conclusion of a knowledge point in formal language.
Definitions	\mathcal{D}	A set of complete formal descriptions of geometry to start deduction on a symbolic deduction engine.
The number of definitions	N_d	The number of definitions in an existing repository.
Extended Definitions (exDefinitions)	$ex\mathcal{D}$	A repository including all the combination of any definitions.
Knowledge Point-to-exDefinition Mapping Table	K2exD-MT	A mapping table between knowledge points to exDefinitions.
Deduced Conclusion	DC	A conclusion deduced by using a symbolic deduction engine given a set of extended definitions.
Qualified Reasoning Path	QRP	Qualified reasoning paths by using a checking function to ensure the quality and controllability.
Symbolic Deduction Engine	SDE	An engine which can automatically deduce by inputting some definitions in specific formal language.
Generated Textual Problem	$GP^{(text)}$	A set of textual problems generated by SDE-GPG.
Generated Diagram	$GP^{(diagram)}$	A geometric diagram generated by SDE-GPG.
Sample Function	f_{sample}	A function to sample a set of exDefinitions from K2exD-MT by given a knowledge point.
Minimal Function	$f_{minimal}$	A function to perform pruning and union operations on multiple sets of definitions or exDefinitions to obtain a minimal set.
Engine Function	f_{engine}	A function to deduce reasoning paths from given definitions or exDefinitions to a set of deduced conclusions, including core components of Deductive Database (DD), Algebraic Rules (AR), traceback algorithms, and proof pruning.
Checking Function	f_{check}	A function to filter out unqualified reasoning paths based on given control variables.
Text Function	f_{text}	A function to translate exDefinitions and deduced conclusions from formal language to natural language.
Diagram Function	$f_{diagram}$	A function to translate geometric exDefinitions to a diagram.

Table 3: Description of terms and notations used in this paper.

ID	Knowledge Point Code	Description	No. of exDef- inition Sets
K_1	eqangle6_eqangle6_ncoll_cong_contri2	If two triangles have two angles and the corresponding non-included side equal, then the two triangles are congruent.	10,435
K_2	eqratio6_eqratio6_ncoll_simtri*	If two triangles have their corresponding sides in proportion and the included angle equal, then the two triangles are similar.	13,232
K_3	cong_cong_eqangle6_ncoll_contri*	If two triangles have two sides and the included angle equal, then the two triangles are congruent.	12,108
K_4	eqratio6_eqratio6_ncoll_cong_contri*	If the segments $BA : BC = QP : QR$ and $CA : CB = RP : RQ$, and points A, B , and C are not collinear, and $AB = PQ$, then $\angle ABC$ and $\angle PQR$ are congruent.	12,108
K_5	eqratio6_eqangle6_ncoll_simtri*	If two triangles have their corresponding sides in proportion and the included angle equal, then the two triangles are similar.	13,232
K_6	eqangle6_eqangle6_ncoll_simtri2	If two triangles have their corresponding angles equal, then the two triangles are similar.	10,948
K_7	eqangle6_ncoll_cong	If two angles of a triangle are equal, then the triangle is an isosceles triangle.	8,681
K_8	cong_ncoll_eqangle	In an isosceles triangle, the base angles are equal.	8,681
K_9	cong_cong_cong_ncoll_contri*	If two triangles have their corresponding three sides equal, then the two triangles are congruent.	12,108
K_{10}	eqangle6_eqangle6_ncoll_simtri	If two triangles have their corresponding two angles equal, then the two triangles are similar.	10,205
K_{11}	eqangle6_eqangle6_ncoll_cong_contri	If two triangles have their corresponding two angles and the included side equal, then the two triangles are congruent.	8,613
K_{12}	eqangle_eqangle_eqangle	If the angles between two pairs of lines are equal, then the angles between these two pairs of lines are transitive.	20,644
K_{13}	eqangle_perp_perp	If the angle between AB and PQ is equal to the angle between CD and UV , and PQ is perpendicular to UV , then AB is perpendicular to CD .	26,733

K_{14}	circle_eqangle_perp	If O is the circumcenter of triangle ABC and $\angle BAX = \angle BCA$, then OA is perpendicular to AX .	2,705
K_{15}	cong_cong_cyclic_perp	If $AP = BP$, $AQ = BQ$, and quadrilateral $ABPQ$ is cyclic, then PA is perpendicular to AQ .	3,170
K_{16}	cyclic_eqangle_cong	In the same circle, if two inscribed angles are equal, then the chords subtended by these angles are equal.	8,289
K_{17}	perp_perp_npara_eqangle	If two lines are perpendicular to two other lines, and these two lines are not parallel, then the angles between them are equal.	19,540
K_{18}	cong_cong_perp	If a point is equidistant from the two endpoints of a line segment, then the point lies on the perpendicular bisector of the line segment.	5,372
K_{19}	circle_perp_eqangle	If O is the circumcenter of triangle ABC and OA is perpendicular to AX , then $\angle BAX = \angle BCA$.	2,705
K_{20}	cyclic_eqangle	In the same circle, inscribed angles subtended by the same arc or equal arcs are equal.	8,289
K_{21}	eqangle6_ncoll_cyclic	If two angles are equal and their vertices lie on the same straight line, then the vertices of these angles and the intersection points of their sides lie on a common circle.	8,289
K_{22}	eqratio_coll_coll_ncoll_sameside_para	If $OA : AC = OB : BD$, and O, A, C are collinear, O, B, D are collinear, A, B, C are not collinear, and A, O, C and B, O, D are on the same side, then AB is parallel to CD .	913
K_{23}	para_coll	If two lines are parallel, they have no common points unless they are the same line.	7,421
K_{24}	para_coll_coll_eqratio3	If two parallel lines are intersected by two transversal lines, then the corresponding line segments formed are proportional.	1,013
K_{25}	midp_midp_para_1	The midline of a triangle is parallel to the third side.	570
K_{26}	eqratio_eqratio_eqratio	If two proportions are equal and their middle terms are also equal, then other proportional relationships can be proved by the transitivity of proportions.	2,728

K_{27}	eqangle_para	If two lines are intersected by a third line and the alternate interior angles are equal, then the two lines are parallel.	2,682
K_{28}	cyclic_para_eqangle	If quadrilateral $ABCD$ is cyclic and AB is parallel to CD , then $\angle ADC = \angle BCD$.	6,216
K_{29}	eqratio6_coll_ncoll_eqangle6	If the ratio of the distances from a point to two sides of a triangle is equal to the ratio of those two sides, then the point lies on the angle bisector.	2,170
K_{30}	eqangle6_coll_ncoll_eqratio6	If a point lies on the angle bisector of a triangle, then the ratio of its distances to the two sides of the triangle is equal to the ratio of those two sides.	2,169
K_{31}	circle_coll_perp	In a circle, the inscribed angle subtended by the diameter is a right angle.	1,453
K_{32}	perp_midp_cong	In a right-angled triangle, the median to the hypotenuse is half the length of the hypotenuse.	1,451
K_{33}	eqratio_cong_cong	If two proportions are equal, and one pair of corresponding line segments are equal, then the other pair of corresponding line segments are also equal.	464
K_{34}	para_coll_coll_para_eqratio6	If AB is parallel to CD , M, A, D are collinear, N, B, C are collinear, and MN is parallel to AB , then $MA : MD = NB : NC$.	233
K_{35}	midp_midp_eqratio	If a point is the midpoint of a line segment, then it divides the segment into two equal parts.	257
K_{36}	midp_perp_cong	Any point on the perpendicular bisector of a line segment is equidistant from the two endpoints of the segment.	1,805
K_{37}	perp_perp_ncoll_para	If two lines are both perpendicular to the same line, then these two lines are parallel.	278
K_{38}	para_coll_coll_eqratio6_sameside_para	If AB is parallel to CD , M, A, D are collinear, N, B, C are collinear, $MA : MD = NB : NC$, and M, A, D and N, B, C are on the same side, then MN is parallel to AB .	234

K_{39}	cong_cong_cong_cyclic	If a point is equidistant from the four vertices of a quadrilateral, then the four vertices of the quadrilateral lie on a common circle.	466
K_{40}	circle_coll_eqangle_midp	If O is the circumcenter of triangle ABC , M, B, C are collinear, and $\angle BAC = \angle BOM$, then M is the midpoint of BC .	190
K_{41}	circle_midp_eqangle	If O is the circumcenter of triangle ABC and M is the midpoint of BC , then $\angle BAC = \angle BOM$.	192
K_{42}	midp_midp_para_2	If M is the midpoint of AB and also the midpoint of CD , then AC is parallel to BD .	329
K_{43}	midp_para_para_midp	In a parallelogram, the diagonals bisect each other.	327

Table 4: Statistics of the knowledge point-to-definition mapping table (K2exD-MT). The knowledge point codes (or rule codes) follow the settings of AlphaGeometry. The detailed table data including the expressions in formal language will be published in a public code repository.

Please generate a high-quality question based on the following knowledge point:

Knowledge Point: <content>

Make sure the generated question meets the following requirements:

1. Accurately reflects the specified knowledge point and assesses the student's understanding and ability to apply it
2. The wording of the question should be clear and unambiguous, conforming to academic standards
3. The difficulty level should be moderate, with a certain degree of thinking value and differentiation
4. The question should include a clear problem-solving approach and a standard answer

The content should be original and avoid using common examples or exercises

Please output in the following format:

Question

(Provide the full description of the question here)

Explanation

(Provide a detailed solution process and answer explanation here)

Table 5: Prompt template used for geometry problem generation with LLMs.