

VisuRiddles: Fine-grained Perception is a Primary Bottleneck for Multimodal Large Language Models in Abstract Visual Reasoning

Hao Yan¹ Handong Zheng¹ Hao Wang² Liang Yin¹ Xingchen Liu¹ Zhenbiao Cao¹
 Xinxing Su² Zihao Chen² Jihao Wu² Minghui Liao^{2*} Chao Weng²
 Wei Chen¹ Yuliang Liu¹ Xiang Bai¹

¹Huazhong University of Science and Technology ²Huawei Inc.

Abstract

Recent strides in multimodal large language models (MLLMs) have significantly advanced their performance in many reasoning tasks. However, Abstract Visual Reasoning (AVR) remains a critical challenge, primarily due to limitations in perceiving abstract graphics. To tackle this issue, we investigate the bottlenecks in current MLLMs and synthesize training data to improve their abstract visual perception. First, we propose VisuRiddles, a benchmark for AVR, featuring tasks meticulously constructed to assess models' reasoning capacities across five core dimensions and two high-level reasoning categories. Second, we introduce the Perceptual Riddle Synthesizer (PRS), an automated framework for generating riddles with fine-grained perceptual descriptions. PRS not only generates valuable training data for abstract graphics but also provides fine-grained perceptual description, crucially allowing for supervision over intermediate reasoning stages and thereby improving both training efficacy and model interpretability. Our extensive experimental results on VisuRiddles empirically validate that fine-grained visual perception is the principal bottleneck and our synthesis framework markedly enhances the performance of contemporary MLLMs on these challenging tasks. Our code and dataset will be released at <https://github.com/yh-hust/VisuRiddles>

1. Introduction

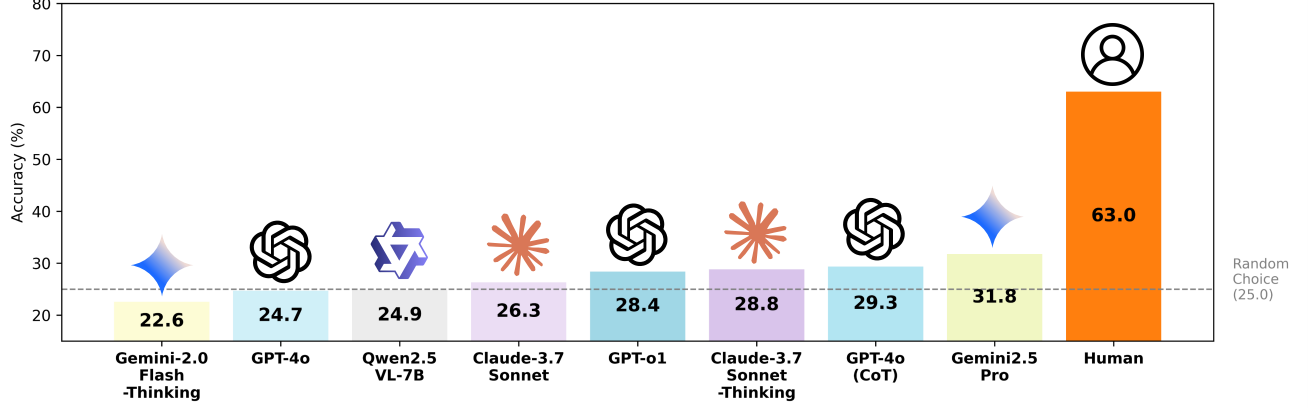
Visual reasoning is a core component of human intelligence [1]. Enhancing this capacity in Multimodal Large Language Models (MLLMs) is key to bridging the gap to human-level performance [10, 11]. Recent advancements [4–9, 75] in MLLMs have made significant progress in various general visual tasks, but still struggle with Abstract Visual Reasoning (AVR). As shown in Fig. 1(a), even advanced models such as Gemini2.5 Pro continue to face

significant challenges in this task, showing a substantial gap compared to human performance. While such AVR tasks are relatively easy for humans, even the most advanced MLLMs struggle to solve them. It seems unexpected that models with strong performance in general understanding and reasoning tasks still fall short in handling such reasoning challenges. In fact, the core issue lies not in reasoning but in the fine-grained perception of complex visual structures. Unlike humans, who naturally process fine-grained visual structural cues, MLLMs often lack this perceptual ability needed for high-level abstract reasoning. As shown in Fig. 1(b), once the abstract graphics is reformulated into fine-grained perceptual descriptions, the model can produce accurate responses. This highlights that enhancing fine-grained perceptual capacity is crucial to unlocking MLLMs' potential in AVR.

The significance of AVR tasks derives not only from their inherent complexity but also from their role in revealing the fundamental nature of human perception and cognition [62]. Therefore, abstract graphics serves as a prototypical and challenging paradigm for evaluating the reasoning capabilities of MLLMs [2, 3]. Cognitive research suggests that AVR requires the integration of multiple visual dimensions within abstract graphics, including numerosity, attributes, style, position, and spatial relations, which correspond respectively to sensitivity to quantity, object features, stylistic variation, relative placement, and spatial arrangement [63–66]. Visual abstraction abilities across these five dimensions form the foundation of visual pattern understanding and serve as indispensable cognitive supports for high-level visual logical reasoning. A deficiency in perceiving the visual information of these dimensions can significantly limit a MLLM's performance on AVR tasks.

Although solving abstract graphics problems involves multiple cognitive dimensions, benchmarks explicitly designed to evaluate them along these dimensions remain limited. To address this gap, we introduce VisuRiddles, a benchmark for evaluating AVR based on the five core dimensions and two high-level reasoning categories. Vi-

* Project Lead

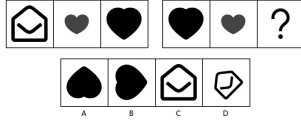


(a) Performance comparison on the VisuRiddles.

Raw Image Input



Please select a figure from the options to fill in the question mark in the question so that the rule in the question holds true.



Qwen2.5 V

• ...

Identify the Pattern:

The sequence in the problem is:

The first shape is ...; ...; The fifth shape is... ❌

• Determine the Next Shape: ... ❌

• Match the Pattern with the Options: ... ❌

Conclusion: ... Therefore, the correct option is: Option A. ❌

Option A (Wrong ❌)

❌ Lack of Effective Perception → Reasoning Failure

Perceptual Structured Input



Please select a figure from the options to fill in the question mark in the question so that the rule in the question holds true.

The question contains 2 groups of images, each group with 3 images.
The first group of images are: 1st image...
The second group of images are: 1st image...
The figures in the 4 options are as follows: ...

Qwen2.5 V

• Analysis of the First Group: ... ✅

• Analysis of the Second Group: ... ✅

• Pattern Identification: ... ✅

• Determining the Missing Shape: ... ✅

• ...

Conclusion: Option C matches the missing shape in the second group ...

Option C (Right ✅)

✅ Perceptual Modeling → Reasoning Success

(b) Comparison between abstract graphics and perceptual description input.

Figure 1. Performance and analysis of MLLMs on AVR. (a) Most advanced MLLMs achieve limited accuracy on VisuRiddles, often close to random choice and far below human performance. (b) Model responses to abstract graphics and their perceptual descriptions show that once equipped with perceptual understanding, MLLMs can succeed in AVR task.

suRiddles enables a more comprehensive assessment of abstract visual reasoning. However, most existing datasets offer only question-answer pairs, lacking the perceptual process supervision needed to bridge visual input and reasoning. To tackle this challenge, we further introduce an automated data synthesis framework that generates aligned samples with fine-grained perceptual descriptions, enabling granular supervision across the full perception-to-reasoning pipeline for more systematic learning and improved generalization.

Our contributions can be summarized as follows:

- We introduce VisuRiddles, a comprehensive bench-

mark for AVR, enabling multi-dimensional evaluation of MLLMs across diverse reasoning dimensions.

- We present the Perceptual Riddle Synthesizer, an automated framework designed to address the lack of intermediate supervision by producing structured AVR riddles enriched with fine-grained perceptual descriptions.
- We conduct extensive experiments to demonstrate our key findings, including the reasoning limitations of current MLLMs, the effectiveness of our synthesized riddles, and the effective approach to addressing abstract visual problems.

2. Related Work

2.1. Multimodal Benchmarks.

High-quality benchmarks are essential for driving progress in MLLMs. Earlier evaluation effort predominantly centered on basic visual comprehension tasks, leading to the development of extraction-oriented benchmarks [12–16, 76, 76, 77]. These benchmarks primarily assess a model’s ability to identify and align explicit visual elements. However, they depend heavily on surface-level cues, offering little assessment of an MLLM’s capacity for abstraction and logical reasoning. Therefore, researchers have expanded their focus on more holistic evaluation frameworks, proposing general-purpose benchmarks [17–20, 78]. These benchmarks span multiple tasks, including visual understanding, mathematical reasoning, and knowledge-based QA, and are designed to assess the generalist capabilities of MLLMs. Although general-purpose benchmarks span a wide range of tasks, they tend to emphasize knowledge-based evaluation over visual logical reasoning. Moreover, due to their strong semantic dominance, MLLMs may directly rely on their inherent knowledge, making it difficult to disentangle and evaluate models’ true visual reasoning capabilities. To address these limitations, certain studies have shifted toward evaluating visual logical reasoning, leading to logic-oriented benchmarks such as PGM [24], RAVEN [21], I-RAVEN [22], RAVEN-FAIR [23], CVR [25], Raven IQ [26], ConceptARC [27], RPMs [28], MaRs-VQA [2] MathVista [29], GeoEval [30], MathVision[31], MathVerse [32], CMMath [33], OCR-Reasoning [78] and MV-MATH [34]. These benchmarks use structured diagrams, mathematical forms, and spatial layouts to assess analogical reasoning, compositionality, and pattern induction, signaling a move toward higher-level AVR. However, these benchmarks still exhibit notable limitations, particularly in their partial reliance on external knowledge and lack breadth in reasoning coverage.

2.2. Multimodal Large Language Models for Visual Reasoning.

Advanced commercial LLMs, including the GPT [35], Gemini [36], and Claude [37] series, have exhibited impressive capabilities in multimodal understanding and generation. These advances have stimulated increasing interest and systematic investigation into MLLMs from both academia and industry. Early representative general-purpose MLLMs, such as LLaVA [38], Instruct-BLIP [39], Qwen-VL [40], Intern-VL [41], and mPLUG-Owl [42], perform well on general multimodal tasks but exhibit limitations in fine-grained visual perception. Subsequently, DeepSeek-VL [43], Monkey [8], InternVL 1.5 [44], TextMonkey [45], InternLM-XComposer2-4KHD [46], Qwen2-VL [47], and mPLUG-Owl2 [48] have introduced

high-resolution visual perception mechanisms, establishing a more robust foundation for fine-grained visual understanding and reasoning. However, such improvements primarily expand the perceptual scope of MLLMs without substantially enhancing their reasoning capabilities. Therefore, inference-time scaling methods including LLaVA-CoT[49], BBA [50], R-CoT [51], and RedStar [52] have introduced and innovated upon inference-time scaling techniques such as chain-of-thought (CoT), significantly enhancing the visual reasoning capabilities of MLLMs. More recently, following the advances of Kimi K1.5 [53] and DeepSeek-R1 [54], a series of studies, such as R1-OneVision [3], LMM-R1 [55], MM-EUREKA [56], R1-V [57], Visual-RFT [58], VisualPRM [59], OThink-MR1 [60], and VLM-R1 [61], have employed reinforcement learning to develop adaptive reasoning policies and improve generalization in complex visual reasoning tasks.

3. Method

In this section, we first describe the construction process of VisuRiddles, following a structured pipeline consisting of data collection, cleaning, and consolidation. We then summarize key benchmark statistics—including question and image counts, as well as answer distribution in Sec. 3.1. Subsequently, we introduce the Riddles Synthesis Framework, an automated approach for generating structurally diverse and perceptually annotated samples tailored for AVR in Sec. 3.2.

3.1. VisuRiddles Benchmark

Existing benchmarks provide limited coverage of the core reasoning dimensions required for AVR. To address this, VisuRiddles explicitly evaluates models across five key dimensions: a) **Numerosity** assesses the model’s ability to perceive and reason about quantity and distribution; b) **Attribute** evaluates the understanding of intrinsic visual features that determine structural semantics; c) **Style** tests the capacity to identify and generalize transformation-based visual patterns; d) **Position** reflects the ability to reason over the relative positions and layout of visual elements; e) **Spatiality** examines the understanding of three-dimensional structures, shape variations, and spatial transformations in abstract scenes. To extend the evaluation beyond low-level perceptual reasoning and address limitations in task diversity, structural complexity, and the inherent uncertainty introduced by single-choice formats, we additionally incorporate two high-level reasoning tasks that require analogical abstract reasoning and consistency-based logical reasoning, as represented by RAVEN and Sudoku, respectively. Finally, VisuRiddles also includes a subset, namely Other of AVR tasks involving planar shape composition and character-based semantic patterns. VisuRiddles provides a unified benchmark spanning basic to high-level reasoning,

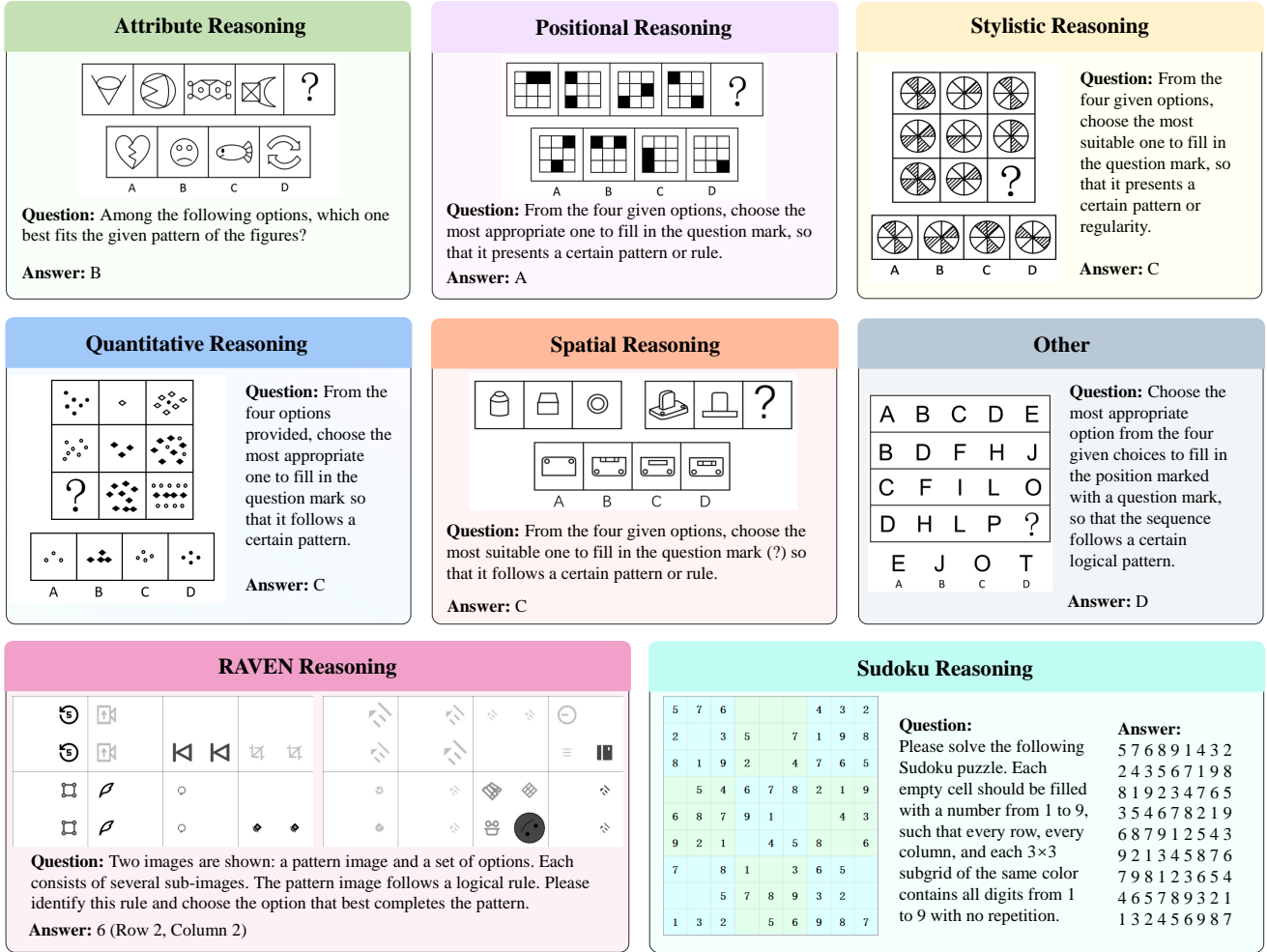


Figure 2. Representative examples from VisuRiddles. The benchmark includes eight reasoning categories, designed to comprehensively evaluate diverse reasoning capabilities of MLLMs.

enabling comprehensive assessment of AVR, with representative samples shown in Fig. 2.

We construct the VisuRiddles benchmark through a structured pipeline comprising **Collection**, **Cleaning**, and **Consolidation**:

Collection. We manually collect a diverse set of visual reasoning problems from Chinese National Civil Service Examination, which form the five core categories of the benchmark. RAVEN and Sudoku samples are generated following the method¹ and the protocols².

Cleaning. After initial collection, we recruited twelve trained annotators to verify and refine the dataset. This process involved identifying and removing duplicated ques-

tions, correcting answer key errors, and filtering out incomplete or noisy samples to ensure data consistency and reliability. Quality control included annotator training, multi-pass review, dispute resolution, and cross-validation on overlapping samples.

Consolidation. All cleaned samples were manually translated into English, covering question and answer. Each item was then categorized into its corresponding reasoning type based on expert explanations provided by the Fenbi educational platform. All data were standardized into a unified JSON format, supporting structured access to image content, metadata, and reasoning annotations.

Following the structured pipeline, we initially collected 1,275 abstract visual reasoning problems, each accompanied by expert-level analysis and answer. After careful fil-

¹<https://github.com/WellyZhang/RAVEN>

²<https://gitee.com/mxx11/sudoku>

tering and quality control, we construct VisuRiddles with 770k samples in the basic categories and 200 samples in the high-level categories. Key statistics of VisuRiddles are summarized in Tab. 2. For the basic AVR tasks, each question is formulated as a single-choice problem, with answer option distributions of A (25.75%), B (24.75%), C (24.375%), and D (25.125%). In the high-level categories, RAVEN Reasoning and Sudoku Reasoning each account for 10% of the total data, and require models to generate exact symbolic outputs to be considered correct.

3.2. Perceptual Riddle Synthesizer

Recent MLLMs demonstrate strong general reasoning, but their limited performance on AVR is largely attributed to insufficient capacity of fine-grained perception. Most existing datasets lack intermediate perceptual description, providing only question-answer pairs. This prevents explicit modeling of the perception-to-reasoning process, leading to black-box inference, weak inductive capacity, and poor generalization. More critically, annotating such perceptual processes requires effort of expert-level staff members, further compounding this problem. To address this, we introduce Perceptual Riddle Synthesizer (PRS), a Riddles Synthesis Framework to provide abstract graphics with aligned perceptual description.

Figure 3 illustrates the pipeline of our PRS framework for AVR task. The pipeline consists of three main stages:

Rule Selection. The synthesis process begins with rule selection. We first extract representative reasoning patterns from real-world standardized tests, such as civil service visual logic exams. These high-level rules are categorized into *positional*, *stylistic*, *numerical*, *attribute*, *spatial*, *raven* and *sudoku* types, and further decomposed into finer-grained **sub-rules**, each representing a distinct visual transformation or logical operation (e.g., “simultaneous rotation and revolution”, or “black-white XOR operation”). This decomposition enables modular and interpretable synthesis, allowing each instance to target a specific reasoning skill.

Element Configuration. Once a sub-rule is selected, we proceed to define the visual components in a structured manner. This includes: (i) choosing a layout template (e.g., 3×3 matrix, progression row, etc.), (ii) selecting or auto-generating icon elements with specific visual properties (e.g., shape, color, direction), and (iii) assigning a background grid. Elements are configured in a rule-consistent way: for example, a “positional” sub-rule may require translation across rows, while a “stylistic” sub-rule may apply logical operations to shape fill. Each configuration ensures the pattern remains visually interpretable and solvable.

Rendering and Annotating.

Each question instance is constructed by applying parameterized transformations under defined constraints: a

single correct answer, consistent application of one rule, and plausible distractors. The resulting sequence of visual instances is rendered into final image grids. In parallel, the framework generates structured **perceptual description** in JSON format, including layout metadata, element-level properties (e.g., object shape, position, state), and reasoning traces. These annotations bridge perception and reasoning, enabling models to explicitly learn visual abstraction rather than relying on black-box pattern matching.

PRS produces a large-scale dataset spanning five core perceptual reasoning types and two high-level structured reasoning tasks. It supports 34 sub-rules across these categories and generates samples using 8 layout and 10k unique graphical icons. Each instance is created through rule-guided visual composition and rendered alongside structured perceptual annotations. The resulting dataset exhibits high diversity in both visual patterns and reasoning logic, as summarized in Tab. 2. It is worth noting that the synthetic tasks are designed to strengthen perceptual abstraction rather than replicate real-world reasoning difficulty. Consequently, their complexity is deliberately kept tractable to focus on providing structured perceptual supervision.

4. Experiment

In this section, we present extensive experiments on advanced MLLMs on the challenging VisuRiddles benchmark. We first describe the experimental setup for both training and evaluation in Sec. 4.1. Subsequently, we demonstrate a comprehensive evaluation of MLLMs in Sec. 4.2. We further include visualization examples that illustrate model behaviors and failure modes in Sec. 4.3. Finally, we conduct ablation studies to validate the efficacy of our synthesis engine in Sec. 4.4.

4.1. Experimental Setup

Training details. We fine-tune the open-source model Qwen2.5-VL-7B using 80k perceptually annotated samples generated by our Riddles Synthesis Framework. Training is performed with a learning rate of $5e-6$, using the Adam optimizer, a batch size of 16, and 8 NVIDIA A800 GPUs.

Evaluation Settings. We evaluate seventeen MLLMs, including eleven open-source and six advanced proprietary models. The open-source group consists of MiniCPM-V 2.6 [7], DeepSeek-VL2 [67], Qwen2.5-VL [68], InternVL2.5 [5] and InternVL2.5-MPO (Mixed Preference Optimization) [69], which is designed to improve reasoning capabilities via reinforcement learning-based optimization. The proprietary group includes GPT-4o (20241120) [70], o1 [71], Claude-3-7-Sonnet (20250219) [72], Claude-3-7-Sonnet-Thinking (20250219) [72], Gemini-2.0-Flash-Thinking (20250121) [73], and Gemini-2.5-Pro (20250325) [74]. Notably, GPT-o1, Claude-3-7-Sonnet-Thinking, and Gemini-2.5-Pro are equipped with spe-

Table 1. The statistics of VisuRiddles, including the number questions, average question length (in tokens), number of associated images, and the corresponding answer format.

Type	Questions Number	Question length	Image Number	Answer Formats
Sudoku Reasoning	100	48.3	100	Constraint-based grid
RAVEN Reasoning	100	70.7	200	Pattern match index
Numerical Reasoning	250	26.3	250	Single-choice
Stylistic Reasoning	117	26.3	117	Single-choice
Attribute Reasoning	97	27.0	97	Single-choice
Positional Reasoning	111	25.5	111	Single-choice
Spatial Reasoning	156	27.2	156	Single-choice
Other	69	30.3	69	Single-choice
Total	1000	32.5	1100	

Table 2. Configuration details of PRS across seven reasoning categories.

Rule	Sub-rule	Layout	Template	Icon	Sample
Numerical	5	2	1	5k	10K
Stylistic	6	3	5	5k	10K
Attribute	2	2	1	5k	10K
Positional	8	4	7	5k	10K
Spatial	5	2	13	5k	10K
Sudoku	1	1	4	9	10K
RAVEN	7	5	5	10k	20K

cialized “thinking” modes aimed at enhancing multi-step reasoning. To further explore reasoning capabilities, CoT prompting is applied to GPT-4o, Qwen2.5-VL-72B, and InternVL2.5-78B-MPO, selected for their reasoning capacity, model scale, or lack of built-in “thinking” mode. Inference for all models is performed using the vLLM framework with unified decoding configurations. Human reference answers are obtained from the Fenbi Educational Platform, a widely used source for civil service exam preparation.

4.2. Main Results

Table 3 presents performance of various MLLMs on VisuRiddles benchmark. We summarize the key observations as follows:

Performance of Open-Source MLLMs. Most open-source MLLMs demonstrate limited performance on VisuRiddles, with accuracies across core categories often close to random choice and consistently failing on the two high-level reasoning tasks, which reveals a substantial gap between current model capabilities and human performance in AVR.

Performance of Commercial Models with Thinking Mode. Several commercial MLLMs with ‘thinking’ mode, such as GPT-o1, Claude-3-7-Sonnet-Thinking, and

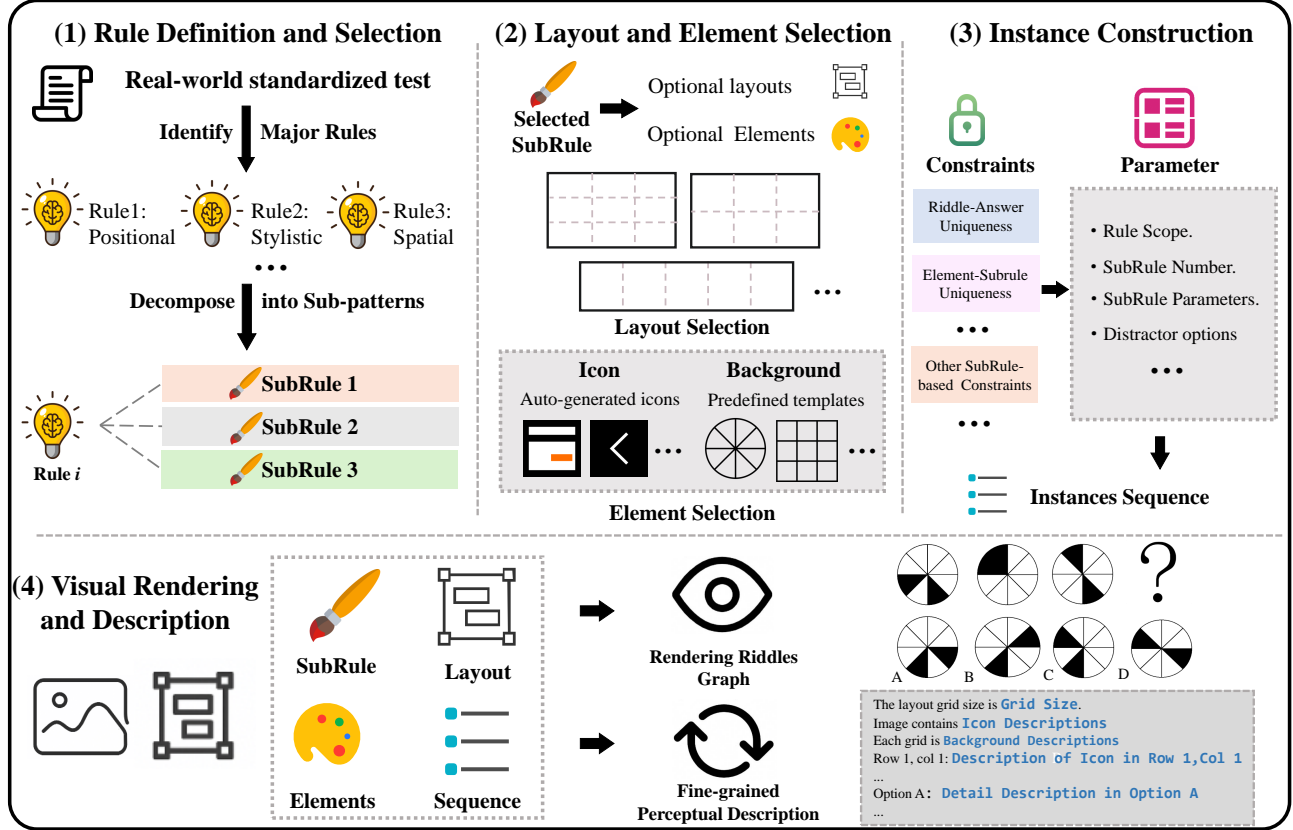
Gemini2.5-Pro, achieve comparatively improved performance on VisuRiddles. Their advantage is particularly notable in structured tasks like Sudoku and Raven. These results indicate that AVR can benefit from advanced reasoning capabilities. However, the overall performance remains unsatisfactory, suggesting that reasoning enhancements alone are insufficient to address the core challenges of this task.

Effectiveness of Model Scaling and CoT Prompting. Strategies such as increasing model size and applying CoT prompting, though commonly used to enhance reasoning, are ineffective for AVR. Models with larger parameter scales do not consistently outperform smaller ones, and CoT yields only limited improvements on select tasks. These findings indicate that scaling in model parameter or inference time is insufficient to address the core challenges of AVR.

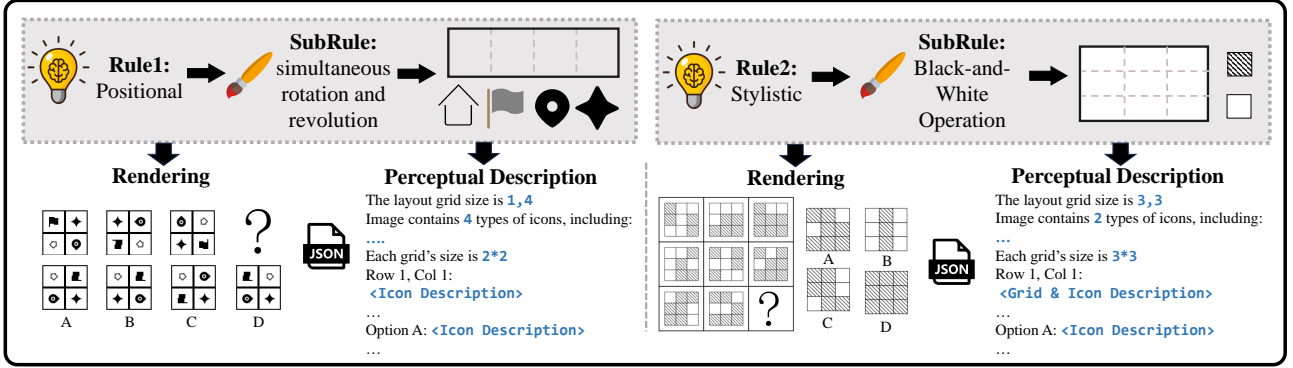
Effectiveness of Our Perception-Enhanced Model. Our perception-enhanced model significantly outperforms other MLLMs across all categories of VisuRiddles, particularly in high-level reasoning tasks, Sudoku reasoning and Raven reasoning, demonstrating the model’s ability to handle structurally complex visual patterns. Importantly, these gains are achieved without changing model architecture or size, but solely through training on data with perceptual description, highlighting that the improvement arises from enhanced perceptual abstraction rather than stronger reasoning capacity. These results affirm the critical role of fine-grained perceptual supervision in abstract visual reasoning and emphasize the need to model intermediate perceptual processes for better performance on structurally complex tasks.

4.3. Visualization Results

To further analyze the reason that MLLMs underperform on AVR task, we examine two widely adopted reasoning enhancement strategies: inference-time scaling and CoT prompting. We conduct experiments on QVQ-72B-Preview (equipped with a “think” mode), Qwen2.5-VL-72B



(a) Unified Pipeline for Riddles Synthesis



(b) Instantiated Examples of Synthesized Riddles

Figure 3. Overview of the PRS framework. (a) A unified pipeline for generating abstract graphics with fine-grained perceptual descriptions across different rule categories. (b) Visualization of synthesized riddles based on positional rule and stylistic rule.

(with CoT prompting), and our perception-enhanced model Qwen2.5-8B.

Fig. 4 visualizes a representative case of a broadly observed phenomenon uncovered during our experiments. The results reveal clear differences in the reasoning behaviors across these models. The inference-time scaling approach, which leverages “think”-style prompting without any perceptual grounding, frequently leads to verbose yet

logically inconsistent reasoning, often ending in incorrect answers. The CoT prompting, while occasionally yielding the correct answer, fails to guide the model along a valid reasoning path due to inaccurate visual perception. In such cases, correct predictions can be largely attributed to the single-choice format rather than abstract visual understanding. This observation aligns with CoT-based models perform close to random guessing on basic inference tasks, but

Table 3. Evaluation of various models on VisuRiddles. The superscript number indicates the number of answer options (e.g., “4” denotes a 4-choice question where one option is correct; “ ∞ ” represents unlimited possible options). The best results are marked **bold** and the second results are underlined.

Model	Param	Num ⁴	Styl ⁴	Attr ⁴	Posit ⁴	Spat ⁴	Sudo ^{∞}	Rav ⁸	Other ⁴	Avg
Human	-	61.3	60.9	67.5	67.9	58.8	-	-	61.9	63.0
<i>Open-Source MLLMs</i>										
Minicpm-V-2.6	8B	22.2	23.1	38.9	23.1	27.4	1.0	11.0	28.2	21.9
InternVL2.5-8B	8B	23.0	29.9	27.8	31.7	28.0	0.0	8.0	<u>31.0</u>	22.7
InternVL2.5-8B-MPO	8B	25.7	29.9	20.0	27.9	27.4	0.0	10.0	<u>31.0</u>	22.4
Deepseekv12	27B	28.4	29.1	22.2	22.1	24.2	0.0	8.0	18.3	21.0
InternVL2.5-38B	38B	22.6	26.5	28.9	27.9	26.8	1.0	9.0	<u>31.0</u>	21.9
InternVL2.5-38B-MPO	38B	24.5	23.1	33.3	29.8	27.4	0.0	8.0	25.4	22.1
Qwen2.5VL-32B	32B	25.7	23.9	24.4	29.8	<u>28.7</u>	1.0	9.0	25.4	22.1
InternVL2.5-78B	78B	21.8	31.6	30.0	27.9	26.8	0.0	15.0	22.5	22.3
InternVL2.5-78B-MPO	78B	26.8	31.6	25.6	26.9	24.8	0.0	13.0	23.9	22.7
InternVL2.5-78B-MPO(cot)	78B	26.1	24.8	27.8	<u>33.7</u>	21.7	0.0	16.0	21.1	22.2
Qwen2.5VL-72B	72B	24.5	23.1	23.3	29.8	22.3	2.0	12.0	29.6	21.3
Qwen2.5VL-72B(cot)	72B	26.4	25.6	24.4	32.7	26.8	0.0	18.0	31.0	23.7
<i>Commercial products</i>										
GPT-4o	-	24.5	22.2	28.9	25.0	22.3	0.0	<u>17.0</u>	25.4	21.2
GPT-4o(cot)	-	<u>28.7</u>	28.2	34.4	27.9	22.9	0.0	11.0	33.8	23.9
GPT-o1	-	31.0	28.2	33.3	25.0	26.1	0.0	15.0	26.8	24.5
claude-3-7-sonnet	-	25.3	23.1	30.0	26.0	25.5	1.0	12.0	28.2	22.0
claude-3-7-sonnet-thinking	-	21.1	26.5	41.1	30.8	26.8	9.0	13.0	26.8	23.8
Gemini-2.0-flash-thinking	-	17.6	12.8	35.6	26.9	17.2	10.0	11.0	25.4	18.7
Gemini2.5-pro	-	26.4	<u>32.5</u>	44.4	29.8	23.6	<u>15.0</u>	14.0	33.8	<u>26.8</u>
<i>Ours</i>										
Baseline(Qwen2.5VL-7B)	7B	23.4	28.2	28.9	23.1	21.7	0.0	14.0	23.9	20.9
PRS-Qwen2.5VL-7B	7B	27.2	35.7	<u>41.4</u>	38.3	30.3	60.0	95.0	21.3	43.7

struggle significantly on high-level inference tasks, shown in Tab. 3. In contrast, our approach leverages fine-grained perception to produce concise, visually grounded reasoning and accurate answers.

These results underscore the importance of perception in abstract visual reasoning. Inference-time scaling and CoT prompting alone cannot compensate for the lack of perceptual grounding, which often leads to incorrect or inconsistent reasoning. In contrast, introducing fine-grained perceptual supervision enables the model to build accurate and visually aligned reasoning paths, supporting reliable performance on complex visual tasks.

4.4. Ablation Study

Ablation Study on Bottlenecks in Abstract Visual Reasoning. To investigate whether the performance gap in abstract visual reasoning stems from perceptual limitations rather than reasoning ability, we conduct an ablation study using our perception-annotated synthetic dataset. We evaluate two representative MLLMs, GPT-4o (closed-source)

and Qwen2.5VL-72B (open-source), on a subset of our synthetic dataset under two input settings: (i) raw abstract graphics (V), and (ii) structured perceptual descriptions (P).

The experimental results in Tab. 4 show that both models perform poorly when given only raw visual inputs, across both the five core perceptual dimensions and the two high-level reasoning tasks. Taking Sudoku reasoning as an example, this task requires recognizing digit values and their positions within a grid, and inferring a globally consistent solution. Under the Visual setting, both GPT-4o and Qwen2.5VL-72B fail to handle such constraint-based reasoning, while in the perception setting, accuracy increases from near-zero to 15% and 65%, respectively. This improvement primarily stems from structured perceptual descriptions compensating for the MLLMs’ limited perceptual abstraction capabilities. The difficulty stems from the nature of Sudoku images: small digits, dense layout, and absent semantic cues make them hard for MLLMs to interpret, though humans process such structure effortlessly through rapid visual scanning.

Question: [Logical Reasoning]
 From the four given options, choose the most suitable one to fill in the question mark so that it demonstrates a certain pattern or regularity:

Answer: A

(a) QVQ-72B-Preview

Output:

`<think>`
... # Erroneous thinking loop
`</think>` ✗
 ...
 Okay, let's try to figure out this pattern. So there are **six** boxes in a row
 ...
 Therefore, the most likely answer is option **C**
`<answer>C</answer>`

Stuck in a flawed thinking loop

(b) Qwen2.5 VL-72B-cot

Output:

Step-by-step analysis:
 ... We number the boxes from left to right as 1 to **5**, with the **6th** box being the question mark.
 Box 1:...;
 ...;
Box 5:....; ✗
 Therefore, if the **6th box** is to follow a pattern of "cycle" the correct answer is: A.
`<answer>A</answer>`

Flawed perception and reasoning

(c) PRS-Qwen2.5VL-7B (Ours)

Output:

Each grid contains 4 shapes, numbered from 1 to 4 from left to right, with the 5th grid being the question mark.
 Option A contains ...;
 Option B contains ...;
 Option C contains ...;
 Option D contains ...;
 Based on observation, ...,
 Therefore, the correct answer is A.
`<answer>A</answer>` ✓

Correct answer with correct reasoning

Figure 4. Case study comparing different reasoning strategies on a VisuRiddles example. (a) QVQ-72B reflects a flawed loop under the "thinking" mode. (b) Qwen2.5-VL-72B with CoT prompting exhibits incorrect perceptual understanding. (c) Our perception-enhanced model generates structured reasoning grounded in accurate perceptual abstraction, yielding the correct answer.

Table 4. Performance Impact of Perceptual Descriptions vs. Visual Inputs in MLLMs. Where "V" denotes inputting abstract graphics directly, while "P" refers to replacing graphics with structured perceptual descriptions.

Model	Num	Styl	Attr	Posit	Spat	Sudo	Rav	Avg
GPT-4o(V)	35.0	32.0	38.0	36.0	32.0	0.0	20.0	27.6
GPT-4o(P)	62.0 (+27.0)	53.0 (+21.0)	80.0 (+42.0)	68.0 (+32.0)	100.0 (+68.0)	15.0 (+15.0)	25.0 (+5.0)	60.1 (+32.5)
Qwen2.5VL(V)	41.0	43.0	50.0	32.0	40.0	0.0	10.0	30.9
Qwen2.5VL(P)	73.0(+32.0)	83.0(+40.0)	80.0(+30.0)	79.0(+47.0)	100.0(60.0)	65.0(+65.0)	35.0(+25.0)	73.6(+42.7)

Ablation Study on Perceptually Annotated Synthetic Data. To evaluate the effectiveness of our synthesized data in enhancing model performance on abstract visual reasoning, we conduct a series of ablation studies with incremental training data. The results are shown in Tab. 5. Increasing the

amount of synthetic data with perceptual annotations leads to consistent improvements across all dimensions except for the "Other" category, demonstrating that perceptually structured supervision provides effective guidance for internalizing abstract visual patterns that are difficult to learn from

Table 5. Ablation study on dataset setting

Model	Num	Styl	Attr	Posit	Spat	Sudo	Rav	Other	Avg
Baseline	23.4	28.2	28.9	23.1	21.7	0.0	14.0	23.9	20.9
+20K	24.5 (+1.1)	29.8 (+1.6)	31.2 (+2.3)	26.1 (+3.0)	23.8 (+2.1)	19.0 (+19.0)	40.0 (+26.0)	22.0 (-1.9)	26.4 (+5.5)
+40K	25.9 (+2.5)	31.8 (+3.6)	34.7 (+5.8)	29.7 (+6.6)	26.4 (+4.7)	30.0 (+30.0)	66.0 (+52.0)	23.5 (-0.4)	30.9 (+10.0)
+60K	26.7 (+3.3)	33.8 (+5.6)	37.8 (+8.9)	33.5 (+10.4)	28.6 (+6.9)	53.0 (+53.0)	87.0 (+73.0)	24.8 (+0.9)	37.2 (+16.3)
Full data	27.2 (+3.8)	35.7 (+7.5)	41.4 (+12.5)	38.3 (+15.2)	30.3 (+8.6)	60.0 (+60.0)	95.0 (+81.0)	21.3 (-2.6)	43.7 (+22.8)

isolated answer-based supervision alone. This further highlights the importance of modeling intermediate perceptual processes in abstract visual reasoning.

5. Conclusion

In this work, we introduce VisuRiddles, a benchmark that systematically evaluates MLLMs’ AVR abilities across diverse, structurally rich tasks, along with an automated data synthesis framework that generates controllable, perceptually annotated reasoning problems. Experimental results demonstrate that even state-of-the-art MLLMs perform only marginally above random chance on VisuRiddles, exhibiting a substantial gap compared to human performance. Our analysis reveals that their limitations stem from inadequate perceptual abstraction rather than reasoning capacity, and that training with our synthetic data improves performance and interpretability. In sum, VisuRiddles enables fine-grained evaluation of reasoning, and our framework offers scalable data support for future training. More importantly, these findings underscore a central insight: enhancing perceptual abstraction is critical to advancing abstract visual reasoning in MLLMs.

References

- [1] P. N. Johnson-Laird, “Mental models and human reasoning,” *Proceedings of the National Academy of Sciences*, vol. 107, no. 43, pp. 18 243–18 250, 2010. 1
- [2] X. Cao, B. Lai, W. Ye, Y. Ma, J. Heintz, J. Chen, J. Cao, and J. M. Rehg, “What is the visual cognition gap between humans and multimodal llms?” *arXiv preprint arXiv:2406.10424*, 2024. 1, 3
- [3] Y. Yang, X. He, H. Pan, X. Jiang, Y. Deng, X. Yang, H. Lu, D. Yin, F. Rao, M. Zhu *et al.*, “R1-onevision: Advancing generalized multimodal reasoning through cross-modal formalization,” *arXiv preprint arXiv:2503.10615*, 2025. 1, 3
- [4] S. Bai, K. Chen, X. Liu, J. Wang, W. Ge, S. Song, K. Dang, P. Wang, S. Wang, J. Tang *et al.*, “Qwen2. 5-vl technical report,” *arXiv preprint arXiv:2502.13923*, 2025. 1
- [5] Z. Chen, W. Wang, Y. Cao, Y. Liu, Z. Gao, E. Cui, J. Zhu, S. Ye, H. Tian, Z. Liu *et al.*, “Expanding performance boundaries of open-source multimodal models with model, data, and test-time scaling,” *arXiv preprint arXiv:2412.05271*, 2024. 5
- [6] Z. Wu, X. Chen, Z. Pan, X. Liu, W. Liu, D. Dai, H. Gao, Y. Ma, C. Wu, B. Wang *et al.*, “Deepseek-vl2: Mixture-of-experts vision-language models for advanced multimodal understanding,” *arXiv preprint arXiv:2412.10302*, 2024.
- [7] Y. Yao, T. Yu, A. Zhang, C. Wang, J. Cui, H. Zhu, T. Cai, H. Li, W. Zhao, Z. He *et al.*, “Minicpm-v: A gpt-4v level mllm on your phone,” *arXiv preprint arXiv:2408.01800*, 2024. 5
- [8] Z. Li, B. Yang, Q. Liu, Z. Ma, S. Zhang, J. Yang, Y. Sun, Y. Liu, and X. Bai, “Monkey: Image resolution and text label are important things for large multi-modal models,” in *proceedings of the IEEE/CVF conference on computer vision and pattern recognition*, 2024, pp. 26 763–26 773. 3
- [9] Y.-Q. Yu, M. Liao, J. Zhang, and J. Wu, “Texthawk2: A large vision-language model excels in bilingual ocr and grounding with 16x fewer tokens,” *arXiv preprint arXiv:2410.05261*, 2024. 1
- [10] L. M. Schulze Buschoff, E. Akata, M. Bethge, and E. Schulz, “Visual cognition in multimodal large language models,” *Nature Machine Intelligence*, pp. 1–11, 2025. 1
- [11] D. Caffagni, F. Cocchi, L. Barsellotti, N. Moratelli, S. Sarto, L. Baraldi, M. Cornia, and R. Cucchiara, “The revolution of multimodal large language models: a survey,” *arXiv preprint arXiv:2402.12451*, 2024. 1
- [12] M. Mathew, D. Karatzas, and C. Jawahar, “Docvqa: A dataset for vqa on document images,” in *Proceedings of the IEEE/CVF winter conference on applications of computer vision*, 2021, pp. 2200–2209. 3
- [13] A. Masry, D. X. Long, J. Q. Tan, S. Joty, and E. Hoque, “Chartqa: A benchmark for question answering about charts with visual and logical reasoning,” *arXiv preprint arXiv:2203.10244*, 2022.
- [14] Y. Liu, Z. Li, M. Huang, B. Yang, W. Yu, C. Li, X.-C. Yin, C.-L. Liu, L. Jin, and X. Bai, “Ocrbench: on the hidden mystery of ocr in large multimodal models,” *Science China Information Sciences*, vol. 67, no. 12, p. 220102, 2024.
- [15] A. Singh, V. Natarajan, M. Shah, Y. Jiang, X. Chen, D. Batra, D. Parikh, and M. Rohrbach, “Towards vqa models that can read,” in *Proceedings of the IEEE/CVF conference on computer vision and pattern recognition*, 2019, pp. 8317–8326.
- [16] Y.-C. Hsiao, F. Zubach, G. Baechler, V. Carbune, J. Lin, M. Wang, S. Sunkara, Y. Zhu, and J. Chen, “Screenqa:

- Large-scale question-answer pairs over mobile app screen-shots,” *arXiv preprint arXiv:2209.08199*, 2022. 3
- [17] C. Xu, X. Hou, J. Liu, C. Li, T. Huang, X. Zhu, M. Niu, L. Sun, P. Tang, T. Xu *et al.*, “Mmbench: Benchmarking end-to-end multi-modal dnn and understanding their hardware-software implications,” in *2023 IEEE International Symposium on Workload Characterization (IISWC)*. IEEE, 2023, pp. 154–166. 3
- [18] X. Yue, Y. Ni, K. Zhang, T. Zheng, R. Liu, G. Zhang, S. Stevens, D. Jiang, W. Ren, Y. Sun *et al.*, “Mmmu: A massive multi-discipline multimodal understanding and reasoning benchmark for expert agi,” in *Proceedings of the IEEE/CVF Conference on Computer Vision and Pattern Recognition*, 2024, pp. 9556–9567.
- [19] Y. Bitton, H. Bansal, J. Hessel, R. Shao, W. Zhu, A. Awadalla, J. Gardner, R. Taori, and L. Schmidt, “Visit-bench: A benchmark for vision-language instruction following inspired by real-world use,” *arXiv preprint arXiv:2308.06595*, 2023.
- [20] X. Yue, T. Zheng, Y. Ni, Y. Wang, K. Zhang, S. Tong, Y. Sun, B. Yu, G. Zhang, H. Sun *et al.*, “Mmmu-pro: A more robust multi-discipline multimodal understanding benchmark,” *arXiv preprint arXiv:2409.02813*, 2024. 3
- [21] C. Zhang, F. Gao, B. Jia, Y. Zhu, and S.-C. Zhu, “Raven: A dataset for relational and analogical visual reasoning,” in *Proceedings of the IEEE/CVF conference on computer vision and pattern recognition*, 2019, pp. 5317–5327. 3
- [22] S. Hu, Y. Ma, X. Liu, Y. Wei, and S. Bai, “Stratified rule-aware network for abstract visual reasoning,” in *Proceedings of the AAAI Conference on Artificial Intelligence*, vol. 35, no. 2, 2021, pp. 1567–1574. 3
- [23] Y. Benny, N. Pekar, and L. Wolf, “Scale-localized abstract reasoning,” in *Proceedings of the IEEE/CVF Conference on Computer Vision and Pattern Recognition*, 2021, pp. 12 557–12 565. 3
- [24] D. Barrett, F. Hill, A. Santoro, A. Morcos, and T. Lillicrap, “Measuring abstract reasoning in neural networks,” in *International conference on machine learning*. PMLR, 2018, pp. 511–520. 3
- [25] A. Zerroug, M. Vaishnav, J. Colin, S. Musslick, and T. Serre, “A benchmark for compositional visual reasoning,” *Advances in neural information processing systems*, vol. 35, pp. 29 776–29 788, 2022. 3
- [26] S. Huang, L. Dong, W. Wang, Y. Hao, S. Singhal, S. Ma, T. Lv, L. Cui, O. K. Mohammed, B. Patra *et al.*, “Language is not all you need: Aligning perception with language models,” *Advances in Neural Information Processing Systems*, vol. 36, pp. 72 096–72 109, 2023. 3
- [27] A. Moskvichev, V. V. Odouard, and M. Mitchell, “The conceptarc benchmark: Evaluating understanding and generalization in the arc domain,” *arXiv preprint arXiv:2305.07141*, 2023. 3
- [28] Y. Zhang, H. Bai, R. Zhang, J. Gu, S. Zhai, J. Susskind, and N. Jaitly, “How far are we from intelligent visual deductive reasoning?” in *COLM*, 2024. 3
- [29] P. Lu, H. Bansal, T. Xia, J. Liu, C. Li, H. Hajishirzi, H. Cheng, K.-W. Chang, M. Galley, and J. Gao, “Mathvista: Evaluating mathematical reasoning of foundation models in visual contexts,” *arXiv preprint arXiv:2310.02255*, 2023. 3
- [30] J. Zhang, Z. Li, M. Zhang, F. Yin, C. Liu, and Y. Moshfeghi, “GeoEval: benchmark for evaluating llms and multi-modal models on geometry problem-solving,” *arXiv preprint arXiv:2402.10104*, 2024. 3
- [31] K. Wang, J. Pan, W. Shi, Z. Lu, H. Ren, A. Zhou, M. Zhan, and H. Li, “Measuring multimodal mathematical reasoning with math-vision dataset,” *Advances in Neural Information Processing Systems*, vol. 37, pp. 95 095–95 169, 2024. 3
- [32] R. Zhang, D. Jiang, Y. Zhang, H. Lin, Z. Guo, P. Qiu, A. Zhou, P. Lu, K.-W. Chang, Y. Qiao *et al.*, “Mathverse: Does your multi-modal llm truly see the diagrams in visual math problems?” in *European Conference on Computer Vision*. Springer, 2024, pp. 169–186. 3
- [33] Z.-Z. Li, M.-L. Zhang, F. Yin, Z.-L. Ji, J.-F. Bai, Z.-R. Pan, F.-H. Zeng, J. Xu, J.-X. Zhang, and C.-L. Liu, “Cmmath: A chinese multi-modal math skill evaluation benchmark for foundation models,” *arXiv preprint arXiv:2407.12023*, 2024. 3
- [34] P. Wang, Z.-Z. Li, F. Yin, X. Yang, D. Ran, and C.-L. Liu, “Mv-math: Evaluating multimodal math reasoning in multi-visual contexts,” *arXiv preprint arXiv:2502.20808*, 2025. 3
- [35] OpenAI, “ChatGPT,” <https://openai.com/blog/chatgpt/>, 2022. 3
- [36] G. Team, R. Anil, S. Borgeaud, Y. Wu, J.-B. Alayrac, J. Yu, R. Soricut, J. Schalkwyk, A. M. Dai, A. Hauth *et al.*, “Gemini: a family of highly capable multimodal models,” *arXiv preprint arXiv:2312.11805*, 2023. 3
- [37] Anthropic, “Claude 3 models,” 2024, accessed: 2025-05-06. [Online]. Available: <https://www.anthropic.com/index/claude-3> 3
- [38] H. Liu, C. Li, Q. Wu, and Y. J. Lee, “Visual instruction tuning,” *Advances in neural information processing systems*, vol. 36, pp. 34 892–34 916, 2023. 3
- [39] W. Dai, J. Li, D. Li, A. M. H. Tiong, J. Zhao, W. Wang, B. Li, P. Fung, and S. Hoi, “Instructblip: Towards general-purpose vision-language models with instruction tuning,” *Advances in neural information processing systems*, vol. 36, pp. 49 250–49 267, 2023. 3
- [40] J. Bai, S. Bai, S. Yang, S. Wang, S. Tan, P. Wang, J. Lin, C. Zhou, and J. Zhou, “Qwen-vl: A versatile vision-language model for understanding, localization, text reading, and beyond,” *arXiv preprint arXiv:2308.12966*, vol. 1, no. 2, p. 3, 2023. 3
- [41] Z. Chen, J. Wu, W. Wang, W. Su, G. Chen, S. Xing, M. Zhong, Q. Zhang, X. Zhu, L. Lu *et al.*, “Internvl: Scaling up vision foundation models and aligning for generic visual-linguistic tasks,” in *Proceedings of the IEEE/CVF Conference on Computer Vision and Pattern Recognition*, 2024, pp. 24 185–24 198. 3
- [42] Q. Ye, H. Xu, G. Xu, J. Ye, M. Yan, Y. Zhou, J. Wang, A. Hu, P. Shi, Y. Shi, C. Jiang, C. Li, Y. Xu, H. Chen, J. Tian, Q. Qi, J. Zhang, and F. Huang, “mplug-owl: Modularization empowers large language models with multimodality,” 2023. 3
- [43] H. Lu, W. Liu, B. Zhang, B. Wang, K. Dong, B. Liu, J. Sun, T. Ren, Z. Li, H. Yang *et al.*, “Deepseek-vl: towards

- real-world vision-language understanding,” *arXiv preprint arXiv:2403.05525*, 2024. 3
- [44] Z. Chen, W. Wang, H. Tian, S. Ye, Z. Gao, E. Cui, W. Tong, K. Hu, J. Luo, Z. Ma *et al.*, “How far are we to gpt-4v? closing the gap to commercial multimodal models with open-source suites,” *Science China Information Sciences*, vol. 67, no. 12, p. 220101, 2024. 3
- [45] Y. Liu, B. Yang, Q. Liu, Z. Li, Z. Ma, S. Zhang, and X. Bai, “Textmonkey: An ocr-free large multimodal model for understanding document,” *arXiv preprint arXiv:2403.04473*, 2024. 3
- [46] X. Dong, P. Zhang, Y. Zang, Y. Cao, B. Wang, L. Ouyang, S. Zhang, H. Duan, W. Zhang, Y. Li, H. Yan, Y. Gao, Z. Chen, X. Zhang, W. Li, J. Li, W. Wang, K. Chen, C. He, X. Zhang, J. Dai, Y. Qiao, D. Lin, and J. Wang, “Internlm-xcomposer2-4khd: A pioneering large vision-language model handling resolutions from 336 pixels to 4k hd,” 2024. [Online]. Available: <https://arxiv.org/abs/2404.06512> 3
- [47] P. Wang, S. Bai, S. Tan, S. Wang, Z. Fan, J. Bai, K. Chen, X. Liu, J. Wang, W. Ge, Y. Fan, K. Dang, M. Du, X. Ren, R. Men, D. Liu, C. Zhou, J. Zhou, and J. Lin, “Qwen2-vl: Enhancing vision-language model’s perception of the world at any resolution,” 2024. [Online]. Available: <https://arxiv.org/abs/2409.12191> 3
- [48] Q. Ye, H. Xu, J. Ye, M. Yan, H. Liu, Q. Qian, J. Zhang, F. Huang, and J. Zhou, “mplug-owl2: Revolutionizing multimodal large language model with modality collaboration,” *arXiv preprint arXiv:2311.04257*, 2023. 3
- [49] G. Xu, P. Jin, H. Li, Y. Song, L. Sun, and L. Yuan, “Llavacot: Let vision language models reason step-by-step,” 2024. [Online]. Available: <https://arxiv.org/abs/2411.10440> 3
- [50] X. Zhao, X. Huang, T. Fu, Q. Li, S. Gong, L. Liu, W. Bi, and L. Kong, “Bba: Bi-modal behavioral alignment for reasoning with large vision-language models,” *arXiv preprint arXiv:2402.13577*, 2024. 3
- [51] L. Deng, Y. Liu, B. Li, D. Luo, L. Wu, C. Zhang, P. Lyu, Z. Zhang, G. Zhang, E. Ding *et al.*, “R-cot: Reverse chain-of-thought problem generation for geometric reasoning in large multimodal models,” *arXiv preprint arXiv:2410.17885*, 2024. 3
- [52] H. Xu, X. Wu, W. Wang, Z. Li, D. Zheng, B. Chen, Y. Hu, S. Kang, J. Ji, Y. Zhang *et al.*, “Redstar: Does scaling long-cot data unlock better slow-reasoning systems?” *arXiv preprint arXiv:2501.11284*, 2025. 3
- [53] K. Team, A. Du, B. Gao, B. Xing, C. Jiang, C. Chen, C. Li, C. Xiao, C. Du, C. Liao *et al.*, “Kimi k1. 5: Scaling reinforcement learning with llms,” *arXiv preprint arXiv:2501.12599*, 2025. 3
- [54] D. Guo, D. Yang, H. Zhang, J. Song, R. Zhang, R. Xu, Q. Zhu, S. Ma, P. Wang, X. Bi *et al.*, “Deepseek-r1: Incentivizing reasoning capability in llms via reinforcement learning,” *arXiv preprint arXiv:2501.12948*, 2025. 3
- [55] Y. Peng, G. Zhang, M. Zhang, Z. You, J. Liu, Q. Zhu, K. Yang, X. Xu, X. Geng, and X. Yang, “Lmm-r1: Empowering 3b llms with strong reasoning abilities through two-stage rule-based rl,” *arXiv preprint arXiv:2503.07536*, 2025. 3
- [56] F. Meng, L. Du, Z. Liu, Z. Zhou, Q. Lu, D. Fu, T. Han, B. Shi, W. Wang, J. He *et al.*, “Mm-eureka: Exploring the frontiers of multimodal reasoning with rule-based reinforcement learning,” *arXiv preprint arXiv:2503.07365*, 2025. 3
- [57] L. Chen, L. Li, H. Zhao, Y. Song, and Vinci, “R1-v: Reinforcing super generalization ability in vision-language models with less than \$3,” <https://github.com/Deep-Agent/R1-V>, 2025, accessed: 2025-02-02. 3
- [58] Z. Liu, Z. Sun, Y. Zang, X. Dong, Y. Cao, H. Duan, D. Lin, and J. Wang, “Visual-rft: Visual reinforcement fine-tuning,” *arXiv preprint arXiv:2503.01785*, 2025. 3
- [59] W. Wang, Z. Gao, L. Chen, Z. Chen, J. Zhu, X. Zhao, Y. Liu, Y. Cao, S. Ye, X. Zhu *et al.*, “Visualprm: An effective process reward model for multimodal reasoning,” *arXiv preprint arXiv:2503.10291*, 2025. 3
- [60] Z. Liu, Y. Zhang, F. Liu, C. Zhang, Y. Sun, and J. Wang, “Othink-mr1: Stimulating multimodal generalized reasoning capabilities through dynamic reinforcement learning,” *arXiv preprint arXiv:2503.16081*, 2025. 3
- [61] H. Shen, P. Liu, J. Li, C. Fang, Y. Ma, J. Liao, Q. Shen, Z. Zhang, K. Zhao, Q. Zhang *et al.*, “Vlm-r1: A stable and generalizable r1-style large vision-language model,” *arXiv preprint arXiv:2504.07615*, 2025. 3
- [62] M. Małkiński and J. Mańdziuk, “A review of emerging research directions in abstract visual reasoning,” *Information Fusion*, vol. 91, pp. 713–736, 2023. 1
- [63] P. A. Carpenter, M. A. Just, and P. Shell, “What one intelligence test measures: a theoretical account of the processing in the raven progressive matrices test,” *Psychological review*, vol. 97, no. 3, p. 404, 1990. 1
- [64] R. J. Sternberg, “Component processes in analogical reasoning,” *Psychological review*, vol. 84, no. 4, p. 353, 1977.
- [65] R. H. Logie, *Visuo-spatial working memory*. Psychology Press, 2014.
- [66] M. Hegarty and M. Kozhevnikov, “Types of visual-spatial representations and mathematical problem solving,” *Journal of educational psychology*, vol. 91, no. 4, p. 684, 1999. 1
- [67] Z. Wu, X. Chen, Z. Pan, X. Liu, W. Liu, D. Dai, H. Gao, Y. Ma, C. Wu, B. Wang, Z. Xie, Y. Wu, K. Hu, J. Wang, Y. Sun, Y. Li, Y. Piao, K. Guan, A. Liu, X. Xie, Y. You, K. Dong, X. Yu, H. Zhang, L. Zhao, Y. Wang, and C. Ruan, “Deepseek-vl2: Mixture-of-experts vision-language models for advanced multimodal understanding,” 2024. [Online]. Available: <https://arxiv.org/abs/2412.10302> 5
- [68] S. Bai, K. Chen, X. Liu, J. Wang, W. Ge, S. Song, K. Dang, P. Wang, S. Wang, J. Tang, H. Zhong, Y. Zhu, M. Yang, Z. Li, J. Wan, P. Wang, W. Ding, Z. Fu, Y. Xu, J. Ye, X. Zhang, T. Xie, Z. Cheng, H. Zhang, Z. Yang, H. Xu, and J. Lin, “Qwen2.5-vl technical report,” *arXiv preprint arXiv:2502.13923*, 2025. 5
- [69] W. Wang, Z. Chen, W. Wang, Y. Cao, Y. Liu, Z. Gao, J. Zhu, X. Zhu, L. Lu, Y. Qiao, and J. Dai, “Enhancing the reasoning ability of multimodal large language models via mixed preference optimization,” *arXiv preprint arXiv:2411.10442*, 2024. 5
- [70] A. Hurst, A. Lerer, A. P. Goucher, A. Perelman, A. Ramesh, A. Clark, A. Ostrow, A. Welihinda, A. Hayes,

- A. Radford *et al.*, “Gpt-4o system card,” *arXiv preprint arXiv:2410.21276*, 2024. 5
- [71] A. Jaech, A. Kalai, A. Lerer, A. Richardson, A. El-Kishky, A. Low, A. Helyar, A. Madry, A. Beutel, A. Carney *et al.*, “Openai o1 system card,” *arXiv preprint arXiv:2412.16720*, 2024. 5
- [72] Anthropic, “Claude 3.7 sonnet system card,” <https://www.anthropic.com/claude-3-7-sonnet-system-card>, 2025, accessed: 2025-05-17. 5
- [73] Google DeepMind, “Gemini 2.0 Flash Thinking,” <https://deepmind.google/technologies/gemini/flash-thinking/>, 2024, accessed: 2025-05-17. 5
- [74] —, “Gemini 2.5 Pro,” <https://blog.google/technology/google-deepmind/gemini-model-thinking-updates-march-2025/>, 2025, accessed: 2025-05-17. 5
- [75] Y.-Q. Yu, M. Liao, J. Wu, Y. Liao, X. Zheng, and W. Zeng, “Texthawk: Exploring efficient fine-grained perception of multimodal large language models,” *arXiv preprint arXiv:2404.09204*, 2024. 1
- [76] J. Zhang, J. Wu, Y. Teng, M. Liao, N. Xu, X. Xiao, Z. Wei, and D. Tang, “Android in the zoo: Chain-of-action-thought for gui agents,” *arXiv preprint arXiv:2403.02713*, 2024. 3
- [77] J. Zhang, Y. Yu, M. Liao, W. Li, J. Wu, and Z. Wei, “Ui-hawk: Unleashing the screen stream understanding for gui agents,” *Preprints, manuscript/202408.2137*, 2024. 3
- [78] M. Huang, Y. Shi, D. Peng, S. Lai, Z. Xie, and L. Jin, “Ocr-reasoning benchmark: Unveiling the true capabilities of mllms in complex text-rich image reasoning,” *arXiv preprint arXiv:2505.17163*, 2025. 3