

# Datasheets Aren't Enough: DATARUBRICS for Automated Quality Metrics and Accountability

Genta Indra Winata<sup>1,\*</sup>, David Anugraha<sup>2,\*</sup>, Emmy Liu<sup>3,\*</sup>, Alham Fikri Aji<sup>4,\*</sup>,  
 Shou-Yi Hung<sup>5</sup>, Aditya Parashar<sup>1</sup>, Patrick Amadeus Irawan<sup>6</sup>, Ruochen Zhang<sup>6</sup>,  
 Zheng-Xin Yong<sup>6</sup>, Jan Christian Blaise Cruz<sup>4</sup>, Niklas Muennighoff<sup>2</sup>, Seungone Kim<sup>3</sup>,  
 Hanyang Zhao<sup>8</sup>, Sudipta Kar<sup>9</sup>, Kezia Erina Suryoraharjo<sup>5</sup>, M. Farid Adilazuarda<sup>4</sup>,  
 En-Shiun Annie Lee<sup>7,10</sup>, Ayu Purwarianti<sup>4</sup>, Derry Tanti Wijaya<sup>11</sup>, Monojit Choudhury<sup>4</sup>  
<sup>1</sup>Capital One <sup>2</sup>Stanford University <sup>3</sup>Carnegie Mellon University <sup>4</sup>MBZUAI  
<sup>5</sup>University of Toronto <sup>6</sup>ITB <sup>6</sup>Brown University <sup>8</sup>Columbia University <sup>9</sup>Oracle  
<sup>10</sup>Ontario Tech University <sup>11</sup>Monash University

## Abstract

High-quality datasets are fundamental to training and evaluating machine learning models, yet their creation—especially with accurate human annotations—remains a significant challenge. Many dataset paper submissions lack originality, diversity, or rigorous quality control, and these shortcomings are often overlooked during peer review. Submissions also frequently omit essential details about dataset construction and properties. While existing tools such as datasheets aim to promote transparency, they are largely descriptive and do not provide standardized, measurable methods for evaluating data quality. Similarly, metadata requirements at conferences promote accountability but are inconsistently enforced. To address these limitations, this position paper advocates for the integration of systematic, rubric-based evaluation metrics into the dataset review process—particularly as submission volumes continue to grow. We also explore scalable, cost-effective methods for synthetic data generation, including dedicated tools and LLM-as-a-judge approaches, to support more efficient evaluation. As a call to action, we introduce DATARUBRICS, a structured framework for assessing the quality of both human- and model-generated datasets. Leveraging recent advances in LLM-based evaluation, DATARUBRICS offers a reproducible, scalable, and actionable solution for dataset quality assessment, enabling both authors and reviewers to uphold higher standards in data-centric research. We also release code to support reproducibility of LLM-based evaluations at <https://github.com/datarubrics/datarubrics>.

## 1 Introduction

Building high-quality datasets is crucial for effectively developing machine learning (ML) models, as it directly enhances the reproducibility and trustworthiness of the research outcome. However, creating such datasets from scratch is time-consuming and costly, particularly when precise human annotation is required. To address these challenges, there is a growing trend toward generating datasets entirely using Large Language Models (LLMs), offering faster and more cost-effective alternatives. Although this approach provides clear efficiency benefits, it often comes at the cost of diversity, potentially limiting robustness across domains [3], as well as originality [15] and the rigor of human annotation [20]. Moreover, many LLM-generated datasets lack robust quality assurance and sufficient human oversight, raising concerns about their reliability and downstream utility. These concerns

\*The authors contributed equally.



Figure 1: We study the datasheets and checklists in 10 dimensions of data quality.

become even more critical when datasets are generated for languages or tasks where models remain empirically weak, such as low-resource languages [7, 13] or culturally nuanced data [12, 11]. Without proper validation, this can create a vicious cycle, feeding poor-quality data back into LLMs [17]. That said, synthetic data is not inherently worse than human-generated data, which can also suffer from biases, errors, and inconsistencies [18, 22]. Therefore, regardless of the source, mechanisms must be in place to ensure dataset quality.

Efforts such as datasheets and annotation guidelines [8, 9, 5, 16] have been introduced to highlight important quality aspects during dataset creation. While these tools help surface key considerations, they often lack standardized, objective methods for measuring dataset quality. Without clearly defined rubrics or quantifiable metrics, these resources remain general references rather than actionable evaluation frameworks. Consequently, dataset creators lack systematic tools to assess and improve data quality, making it difficult to maintain consistently high standards across projects.

Several major natural language processing (NLP) and ML venues—including the NeurIPS Datasets and Benchmarks Track, Association of Computational Linguistics Rolling Review (ARR), and Language Resources and Evaluation (LREC)—have introduced metadata requirements as part of the submission process to promote transparency and assist reviewers in assessing dataset quality. However, these measures are often inconsistently applied. Authors may provide vague or superficial metadata, and reviewers frequently lack the tools, time, or guidance to interpret this information effectively. As a result, these checks risk becoming mere procedural formalities rather than meaningful quality controls. Moreover, datasheets are seldom used by dataset users, largely due to their open-ended format and absence of structured, quantifiable measures of dataset utility.

While existing datasheets—such as those proposed by Gebru et al. [8]—are valuable for highlighting key considerations, they are not designed to be measurable. They rely heavily on open-ended questions without associated assessment criteria, leaving quality assessment up to the subjective interpretation of accompanying papers, if such papers exist at all. Currently, no standard mechanism exists to automate or systematically evaluate dataset quality. Existing rubrics primarily serve an informational role, helping authors and reviewers recognize important dimensions of dataset creation but falling short of enabling objective measurement.

**In this position paper, we advocate for a more systematic approach to evaluating datasets—moving beyond datasheets and checklists, which are often neither easily decomposable into qualitative and quantitative metrics nor particularly useful for conference paper reviewers.** In particular, we advocate adopting clear, rubric-based evaluation frameworks that enable consistent, reproducible assessments of dataset quality, thereby strengthening both the review process and the overall integrity of dataset-driven research. Several recent studies have explored the use of LLMs for evaluating reward models and benchmarking, including RM-R1 [6], FLAME [19], Cloud [2], MetaMetrics [21], and R3 [4], a paradigm referred to as *LLM-as-a-judge*. Our approach which uses structured rubrics is compatible with both human evaluation as well as LLM-as-a-judge approaches, and could be scaled to improve the paper reviewing process through enriching papers with metadata on dataset quality.

To support our position, we conduct a comprehensive analysis of datasheets and checklists used in leading academic conferences across ML, NLP, computer vision (CV), and speech. Our findings reveal significant gaps in the information provided to assess data quality and enable effective benchmarking—ultimately undermining the reliability of current evaluation practices. We examine the challenges of assessing data quality across multiple dimensions and advocate for a set of key

principles and best practices to guide more effective and consistent evaluations. As a call to action, we introduce DATARUBRICS, a systematic evaluation metric designed to measure the quality of both human- and model-generated datasets. Based on our analysis, we identify ten critical aspects of data quality and develop DATARUBRICS as a structured, rubric-based framework grounded in quantifiable criteria—such as data source, annotation methods, quality assurance processes, originality, reproducibility, and documentation. We observe that major ML and NLP conferences lack standardized, quantifiable criteria for data quality assessment in their submission checklists and datasheets, a gap that may contribute to the acceptance of low-quality datasets. To investigate this further, we use DATARUBRICS to manually annotate 100 papers submitted to the NeurIPS Datasets and Benchmarks Track, followed by a quality assurance process. We also apply LLM-based evaluation using DATARUBRICS to papers from a range of top-tier conferences in NLP, CV, ML, and speech, analyzing patterns and trends in data quality over time.

## 2 Datasheets Are Not Enough

### 2.1 Standardized, but Lacking Qualitative Evaluation

In recent years, the research community has introduced datasheets as a tool to promote standardization and raise awareness among authors of dataset papers. These datasheets aim to encourage thoughtful reflection on what constitutes a high-quality dataset. Standardization has been beneficial—not only for authors, but also for reviewers tasked with assessing dataset quality. However, while datasheets enhance transparency and documentation, they do not offer a systematic framework for objectively evaluating dataset quality.

The datasheet template proposed by Gebru et al. [8] outlines several key dimensions: (1) motivation for dataset creation, (2) dataset composition, (3) data collection process, (4) data preprocessing, (5) dataset distribution, (6) dataset maintenance, and (7) legal and ethical considerations. Understanding the motivation and composition of a dataset is undeniably valuable, as it sheds light on its intended use, relevance to downstream tasks, size, and structure. However, while these categories enhance transparency, they do not inherently facilitate measurable quality assessment. The framework lacks standardized rubrics or scoring mechanisms that would enable consistent, systematic evaluation across datasets. Moreover, in the era of large-scale pre-trained models, the existing datasheet categories fall short in addressing model-specific considerations that are increasingly important in dataset design. As LLMs are often both the consumers and generators of data, evaluation frameworks must adapt accordingly. A datasheet approach tailored to the unique challenges and evaluation needs of LLM-centric workflows would be more relevant and impactful for modern dataset development.

Another valuable contribution is the “Data Statements for NLP” framework by Bender and Friedman [5], which emphasizes that not only dataset composition and distribution matter, but also the role and background of annotators—highlighting that sociolinguistic and ethical considerations are often overlooked. Despite this, our analysis of recent dataset papers published at major NLP and ML conferences reveals that reporting on annotator demographics and perspectives remains sparse and inconsistent. Such guidelines exist, but many authors engage only superficially with annotator-related documentation, limiting the transparency and reproducibility of the data annotation process.

### 2.2 The State of Academic Conferences

Datasheet frameworks have been increasingly encouraged by conference organizers to ensure comprehensive documentation of dataset creation processes. In this paper, we examine the policies and initiatives adopted by academic conferences to promote reproducibility and uphold responsible standards for dataset and benchmark submissions. Additionally, we analyze conferences that have not yet adopted or advocated for the use of datasheets or data checklists, highlighting gaps and opportunities for broader standardization across the research community.

**NeurIPS Dataset and Benchmark Track.** Since launching its Datasets and Benchmarks track in 2021, NeurIPS has progressively introduced policies to improve documentation, transparency, and accountability in dataset submissions. Authors have been encouraged to adopt established frameworks such as Datasheets for Datasets [8], Dataset Nutrition Labels [9], Data Statements for NLP [5], and broader accountability frameworks [10]. Submissions are also required to include a public URL to the dataset or benchmark and a clearly defined data license—both essential for

ensuring reproducibility and reuse. In 2022, NeurIPS strengthened its licensing policy by requiring authors to explicitly specify a valid data license. That same year, it introduced a new policy mandating the use of structured metadata standards (e.g., schema.org, DCAT) to enhance machine-readability and discoverability. In 2023, the track added a requirement for disclosing any use of large language models (LLMs), a policy that continued into 2024. Looking ahead, the 2025 track introduces two additional requirements: the use of structured metadata and the submission of a formal checklist to improve transparency. Notably, authors must now format metadata according to the Croissant standard [1], a step toward greater standardization and interoperability. While these evolving policies represent significant progress in promoting high-quality documentation and responsible dataset practices, they still primarily emphasize descriptive metadata. As a result, they provide transparency but fall short of offering evaluative insights—they do not directly measure the quality of the dataset itself. There remains considerable room for improvement, particularly in making the metadata more actionable and useful for reviewers seeking to assess the quality and reliability of a dataset.

**ICML and ICLR.** According to Figure 2, ICML and ICLR have relatively few accepted dataset and benchmark papers compared to other conferences, and they do not require authors to submit any accompanying checklists or datasheets for these submissions.

**NLP Conferences.** In NLP conferences such as \*CL and EMNLP, authors are encouraged—but not required—to complete Responsible NLP forms and datasheets when submitting their papers.<sup>2</sup> This practice is particularly emphasized within the ARR system, which functions as the unified submission portal for \*CL, EMNLP, and affiliated workshops. These forms are intended to promote transparency and responsible research practices. In contrast, conferences focused on language resources, such as LREC, require authors to disclose dataset information at the time of submission. However, unlike NeurIPS 2025, LREC has not yet mandated the use of structured datasheets or standardized metadata.

**CV Conferences.** To the best of our knowledge, major computer vision conferences such as CVPR, ECCV, and ICCV do not currently enforce or actively advocate for the inclusion of datasheets or checklists as part of supplementary materials. This lack of emphasis suggests a limited focus on systematically measuring and documenting dataset quality within the CV research community.

**Speech Conferences.** The Interspeech conference began implementing a checklist in 2024, with continued use in 2025. This checklist collects detailed information about the models and datasets used, including dataset statistics. Authors are expected to disclose whether the datasets are publicly available or not, promoting transparency and helping readers understand the scope and accessibility of the data. Additionally, the checklist requires authors to report key details such as the languages covered, total audio duration, number of examples, and label distributions. These elements provide valuable insights that enable readers to better assess and compare dataset quality.

### 2.3 Limited Coverage

The absence of both qualitative and quantitative rubrics has led to limited coverage in evaluating dataset quality. As shown in Table 1, most existing datasheet frameworks lack sufficient scope. BetterBench [16] represents the most comprehensive effort to date, primarily due to its use of rubrics that enable more structured and quantifiable assessments. However, it still falls short in evaluating important dimensions such as data novelty and language diversity, and its evaluations are conducted manually rather than automatically, limiting scalability. Therefore, we advocate developing a more robust and automated set of metrics to enable comprehensive, systematic, and scalable evaluation of dataset quality.

Another notable limitation of BetterBench is its lack of support for non-human language coverage—such as scientific datasets using structured representations like molecular schemas (e.g., proteins) or neurosymbolic formats that rely on domain-specific grammars. In contrast, DATARUBRICS explicitly incorporates non-human language dimensions, making it extensible to a broader range of knowledge domains beyond human-centric language data.

---

<sup>2</sup><https://aclrollingreview.org/responsibleNLPresearch>.

Table 1: Coverage of several popular dataset documentation schemas, including DATARUBRICS.

|                     | Data    |            |         |          |         | Annotators<br>Guidelines | Quality<br>Assurance | Languages Coverage |           | Code<br>Provided | Rubrics |
|---------------------|---------|------------|---------|----------|---------|--------------------------|----------------------|--------------------|-----------|------------------|---------|
|                     | Sources | Annotation | Novelty | Creation | Utility |                          |                      | Human              | Non-Human |                  |         |
| Datasheets [8]      | ✓       |            |         | ✓        | ✓       |                          |                      |                    |           |                  |         |
| Data Nutrition [9]  | ✓       |            |         |          |         |                          |                      |                    |           |                  |         |
| Data Statements [5] | ✓       | ✓          |         |          |         |                          |                      | ✓                  |           | ✓                | ✓       |
| BetterBench [16]    | ✓       | ✓          |         | ✓        | ✓       | ✓                        | ✓                    |                    |           |                  |         |
| DATARUBRICS         | ✓       | ✓          | ✓       | ✓        | ✓       | ✓                        | ✓                    | ✓                  | ✓         | ✓                | ✓       |

## 2.4 Rubrics and Scoring Matter

The checklists currently used in conferences are not based on rigorous rubrics. They typically rely on binary responses such as “yes,” “no,” or “N/A,” which lack explainability and fail to capture the complex, multi-faceted characteristics of datasets. For example, a dataset might be annotated both by humans and with assistance from LLMs, but such hybrid methods are difficult to identify using existing checklists or most datasheets—unless a more detailed framework like BetterBench is employed. However, some of BetterBench’s scoring systems may not generalize well across all contexts. For instance, a dataset accepted at a workshop is not necessarily of lower quality than one presented at a major conference, and domain-specific datasets may not fit uniform metric standards. To address these challenges, we propose a more general set of attributes and dimensions for assessing datasets and benchmark papers. These are designed to be robust across domains and better suited for automated evaluation, including LLM-as-a-judge scenarios.

## 3 Automating Dataset Quality Assessment: A Call to Action

Initially, Datasheets [8] were designed not as an automated evaluation framework, but to encourage dataset creators to thoughtfully reflect on the processes of creating, distributing, and maintaining a dataset. However, with the growing volume of conference submissions (see Figure 2) and varying reviewer expertise, providing a clear automated evaluation could help reviewers quickly assess dataset utility and quality. While this rubric is not meant to replace human expert judgment, it can guide reviewers to key aspects, such as the extent of synthetic data usage, dataset modalities, and quality control measures implemented by the authors.

### 3.1 Reviewers May Overlook or Struggle to Assess the Quality of the Datasets

Anecdotal stories have emerged of papers being rejected due to having too few languages or small dataset sizes. With the rise of LLMs and the increasing use of synthetic data generation, reviewers may overlook the fact that dataset quality arguably matters more than quantity, and should avoid judging datasets solely based on size. In many cases, a small dataset with few languages may be sufficient to prove a point based on statistical power analysis, or to serve the purpose outlined by the authors. Conversely, a large dataset with many languages may be *insufficient* for the purposes proposed by the authors. A data resource must be judged clearly by its intended purpose, and whether its construction is sufficient to serve as a resource for that purpose.

Without proper quality assessment, reviewers may focus on more visible aspects, such as dataset size or language coverage, rather than critically evaluating the data itself. This issue is even more pronounced when reviewers do not speak the target language, making it difficult to directly assess data quality. Additionally, it is important to note that synthetic data is not inherently low-quality, just as human-annotated data is not automatically high-quality. A clearer and more standardized quality rubric would help reviewers evaluate data-centric work more fairly, beyond surface-level numbers such as data size or language coverage.

### 3.2 Surge in Paper Submissions

In recent years, AI conferences have seen a massive surge in submissions (see Figure 2). As the number of submissions grows, so does the number of required reviews, leading to an increased reviewer pool and load and, in some cases, more relaxed reviewer eligibility criteria. With this rising review burden, maintaining review quality becomes increasingly challenging. To support reviewers, especially in evaluating dataset-related work, more comprehensive and up-to-date data cards that highlight dataset quality are needed. Additionally, automated tools that assist in the review process

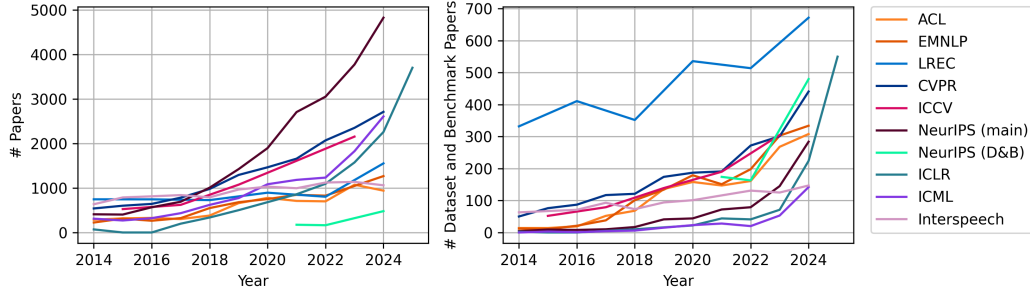


Figure 2: Comparison of yearly trends: all accepted papers (**left**) and dataset or benchmark papers (**right**). The number of dataset and benchmark papers is determined by classifying paper titles and abstracts. As of the time of writing, only the ICLR 2025 proceedings had been published and are therefore the only 2025 data included.

by providing proxies for dataset quality could be valuable, helping reviewers make more informed assessments. AI-assisted reviews for data-related work are helpful, given the increasing scale of paper submissions. This tool can be used to quickly highlight data quality issues, including references to the relevant parts of the article for the reviewer to check.

## 4 DataRubrics

We have discussed the limitations of existing datasheets and checklists used in conferences and strongly advocate for improvements. Specifically, we propose developing new automated rubrics that cover a broader range of data quality dimensions not addressed by current methods. In this section, we present our proposal in detail, focusing on three key concepts to aid reviewers and users in evaluating datasets: (1) Data composition and creation, (2) Quality assurance and reproducibility, and (3) Novelty and differentiation in terms of utility. We summarize our framework’s components in Figure 1 and define these facets below.

### 4.1 Dimensions

We define 10 distinct dimensions to capture the key aspects necessary for evaluating data quality.

**(1) Data Sources.** It is important to specify the original data source—whether the content is human-written or machine-generated. This distinction has become increasingly relevant with the rise of AI-generated content, which facilitates the creation of large-scale synthetic datasets. Documenting the data source helps ensure that datasets are used appropriately and in line with their intended purpose, particularly when determining whether machine-generated or human-written data is more suitable.

**(2) Data Annotators.** Clear documentation of annotators is essential, as human-annotated labels do not inherently guarantee high quality. Inadequate annotation protocols or reliance on non-experts can result in low-quality data. It is important to provide information about the annotators’ demographics and their domain-specific expertise. For instance, native speakers or individuals familiar with local cultures are critical for multilingual or culturally nuanced data, while subject-matter experts are necessary for scientific benchmarks. Similarly, machine-generated data may reflect the biases of the underlying models, which could be problematic—especially if the dataset is intended to fill gaps in existing AI capabilities, such as those involving low-resource languages. Therefore, those involved in dataset construction must understand the limitations of the models used.

**(3) Data Novelty.** Data work should also clearly indicate the novelty of the dataset, whether it is constructed from scratch, translated from existing data, derived from other datasets, or simply collected and collated from various sources. This information is important because it provides context on the originality, potential biases, and limitations of the dataset. For instance, translated or derived datasets may carry over biases or assumptions from the source material, while collated datasets might introduce inconsistencies due to differing annotation standards and data qualities.

**(4) Data Creation.** This metric assesses the transparency and thoroughness of the dataset creation documentation—key factors for ensuring reproducibility, facilitating ethical evaluation, and supporting downstream usability.

**(5) Task Utility.** This metric evaluates how the dataset is utilized within the ML pipeline. Understanding its role helps clarify the dataset’s purpose, relevance, and integration into model development and evaluation workflows.

**(6) Annotation Guidelines.** Annotation guidelines are essential for aligning annotators and helping readers understand dataset creation. Machine-generated data also requires annotation guidelines, typically describing how the data or labels were produced, including specific prompts used. These guidelines should provide clear instructions and well-defined rubrics for each category to minimize disagreement. Additionally, annotation examples are also important to enhance annotation quality.

**(7) Quality Assurance.** Beyond construction, validation is a vital step in improving dataset quality. Information about who performed the quality assurance—whether an expert or a machine—should be provided. Additionally, a clear guideline outlining how the quality assurance was conducted is necessary, including some notation on the quality itself, for example via annotators’ agreement. Machine-generated data may require documentation on how well the machine performs the annotation task. This can be supported by a performance report on similar tasks using third-party benchmarks or by showing correlation with high-quality human annotations. This information helps to ensure that the machine-generated data is aligned with the expectations of human annotators.

**(8) Human Language Coverage.** With the growing focus on NLP research beyond English, it is increasingly important to consider language coverage in dataset development. We recognize that data are not always sourced from English, but also from a wide range of non-English languages.

**(9) Non-Human Language Coverage.** Not all data originates from human languages—some datasets are based on abstract, structured, or symbolic representations, such as those found in scientific or formal languages. Therefore, we also track and include information on non-human languages in our analysis.

**(10) Code.** This metric pertains to whether the code used for constructing the dataset is made publicly available or not for reproducibility.

## 4.2 Rubric-Based Design

**Multi-label with Reasoning and Reference.** To enable more precise and meaningful evaluation, our rubrics go beyond simple numerical scores by providing clear criteria to distinguish different labels. A key design goal is support for multi-label classification. For example, a dataset may combine human-annotated data with synthetic data generated by LLMs, requiring metrics that accurately capture these multifaceted characteristics. We also emphasize the importance of reasoning and evidence in annotation: since verifying label correctness can be difficult without justification, annotators are required to provide explanations along with references to specific sections of the paper. This improves transparency and enables more verifiable evaluations.

**Schema and Structured Decoding.** Given the rubric’s many dimensions, manual assessment by authors, annotators, or reviewers can be overwhelming. To address this and enable scalable LLM-assisted evaluation, we design the rubric to be both human-readable and machine-interpretable. Specifically, we provide a structured schema that guides LLMs during generation via constrained structured decoding. This ensures consistent, rubric-aligned outputs while making evaluation more efficient and scalable. Details about the schema can be found in Appendix B.

## 5 Resources and Evaluation

As shown in Figure 3, our dataset collection involves several key steps: high-quality text extraction using OCR, filtering with a reward model, and automatic evaluation through LLM-as-a-judge. We describe each step in detail below:

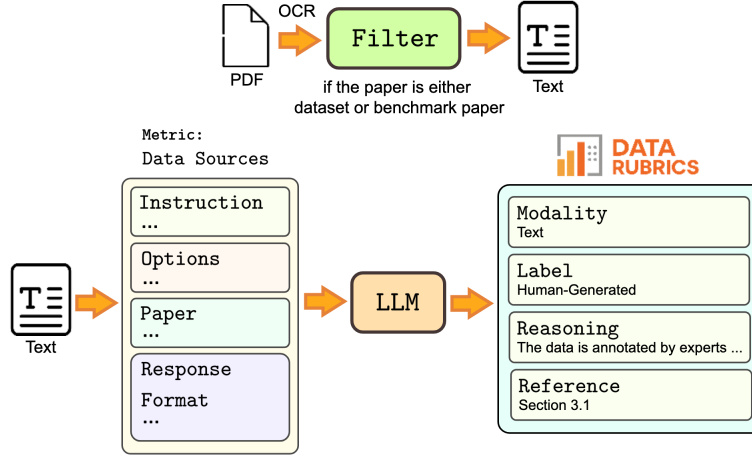


Figure 3: Inference pipeline using DataRubrics. We use OCR to extract text from PDFs, filter papers by title and abstract to select dataset or benchmark papers, then use an LLM to predict labels, reasoning, and references according to the categories in §4.

### 5.1 Dataset Collection

We collect text and metadata, including titles and abstracts, from papers published at major conferences across ML/AI (i.e., NeurIPS, ICLR, ICML), NLP (i.e., ACL, EMNLP, LREC), CV (i.e., CVPR), and speech processing (i.e., Interspeech), spanning the years 2021 to 2024, since at the time of writing, not all proceedings from 2025 have been released.

**Filtering Using a Reward Model.** To identify relevant papers, we first narrow the corpus using titles and abstracts to isolate works potentially related to novel datasets or benchmarks. We employ a generative reward model, R3-Qwen3-14B-4k [4], which performs rubric-guided reasoning and reward-based classification. This model helps detect papers that (i) introduce new datasets, (ii) modify or extend existing datasets, or (iii) conduct benchmarking on existing datasets. The model is prompted using a structured template described in Section C of the Appendix. This filtering process yields a substantial set of relevant papers, as illustrated in Figure 2.

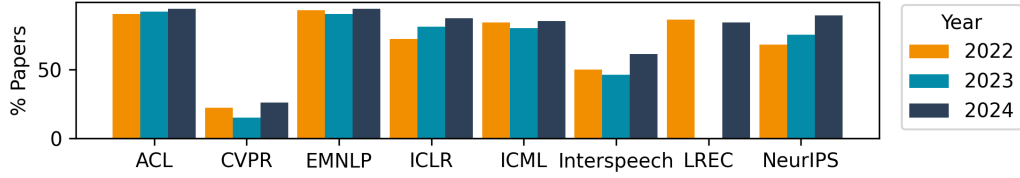
**High-Quality Text Extraction via OCR.** For the filtered papers, standard PDF text extraction methods often yield noisy or incomplete results due to formatting inconsistencies, embedded figures or tables, and anonymization artifacts in under-review manuscripts. To ensure high-quality and structured text extraction, we apply a robust Optical Character Recognition (OCR) model, OlmOCR [14], specifically designed for academic document parsing.

**Sampling.** In our study, we limit the analysis to a maximum of 100 papers per year for each conference category (ARR, ICML, ICLR, NeurIPS Datasets and Benchmarks Track, CVPR, Interspeech, and LREC), selected through random sampling. For the human evaluation, we specifically focus on 100 papers from the NeurIPS Datasets and Benchmarks Track, sampling data only from the years 2022 to 2024.

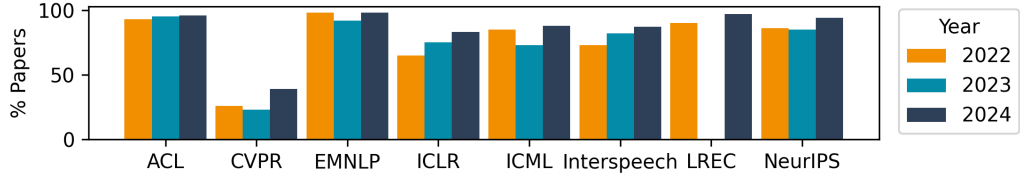
### 5.2 Automatic Evaluation via LLM-as-a-judge

With high-quality paper texts in hand, we perform automatic evaluation using LLM-as-a-judge, following the DATARUBRICS methodology. The models are prompted using a structured template described in Section B of the Appendix. We evaluate responses using a proprietary model GPT-4.1-mini.





(a) Percentage of papers with guidelines for data collection.



(b) Percentage of papers with quality assurance.

Figure 4: Paper statistics across conferences. Only the 2022 and 2024 editions of LREC are included, as it is held biennially.

### 5.3 Manual Evaluation

To evaluate the usefulness of the metric and the assessment pipeline, we engaged domain experts to perform rubric-based annotations. Each paper was assigned to one expert with specialization in ML, NLP, CV, or Speech, who annotated the relevant aspects covered by our metrics. This was followed by a quality assurance step, in which a second expert reviewed the annotations to identify and correct any issues. The human evaluation was conducted on a sample of 100 NeurIPS papers from 2022 to 2024, comprising both accepted and rejected submissions from the Datasets and Benchmarks Track.

### 5.4 Analysis

We analyze annotations from both human annotators and AI model-based evaluations to assess the effectiveness of the rubrics and to examine trends in papers over the past several years.

#### 5.4.1 Trends in Dataset Papers Across Academic Conferences

**Data Annotation and Quality Assurance.** Figure 4 illustrates trends in dataset papers across various academic conferences from 2022 to 2024. Several conferences show an upward trend in the inclusion of guidelines and quality assurance practices, indicating growing awareness of the importance of data standards. However, CVPR consistently exhibits the lowest proportion of such papers, with only a slight improvement observed in 2024. This aligns with our broader findings that CVPR currently lacks strict policies or standardization regarding datasheets and data checklists. We advocate for CVPR to adopt similar initiatives to those introduced by conferences like NeurIPS.

**Accepted vs. Rejected NeurIPS Papers.** Figure 5 shows the percentage of NeurIPS papers across different acceptance and rejection categories. The number of papers in each category is relatively similar, indicating that NeurIPS’ policy on maintaining quality in the dataset and benchmark track is enforced even among rejected submissions. However, there is still room for improvement in raising awareness about the importance of following guidelines during data collection.

**Model-generated Data.** Figure 6 shows the trend of papers proposing new data generated by models. There is a clear and consistent increase in the percentage of such papers over time across all conferences.

#### 5.4.2 Automatic Evaluation vs. Human Evaluation

We find that human annotations still contain errors even after undergoing quality assurance (QA) procedures. To better understand the nature of these errors, we reannotate a set of 100 data points

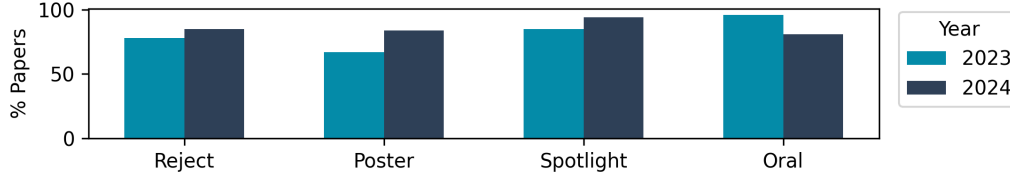


Figure 5: Percentage of papers on NeurIPS with Guidelines on their data collection.

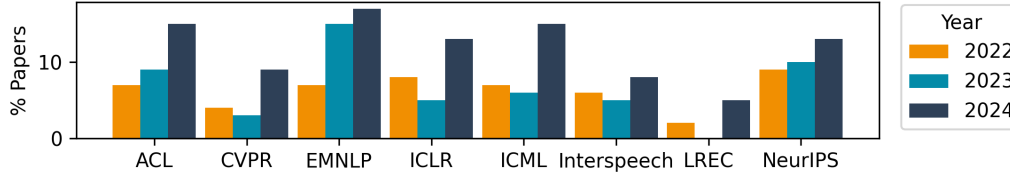


Figure 6: Percentage of papers with proposed new data generated from model.

using outputs from GPT-4.1 mini, focusing on NeurIPS papers. As shown in Figure 7, 26% of the annotations remain incorrect, despite having passed QA by human annotators tasked with identifying whether a paper includes specific annotations. Our analysis suggests that human annotators frequently overlook fine-grained details, especially when subtle or nuanced aspects of a paper are involved. To investigate these discrepancies further, we compare annotations across multiple perspectives, including both model and human annotation guidelines. This comparison reveals that a substantial portion of errors stem from misclassifying human-written annotations as model-generated ones. Similar patterns of misclassification are also observed in automatic evaluation metrics. These findings indicate that model-assisted annotation could play a valuable role in reducing human error during the review process. Alternatively, authors should strive to report annotations as clearly and accurately as possible to minimize ambiguity.

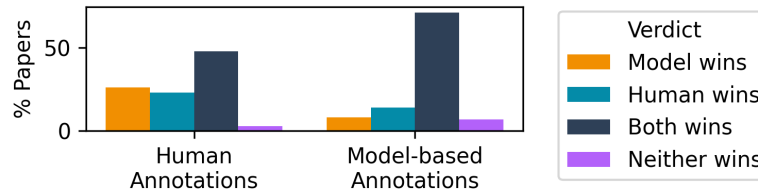


Figure 7: Comparison of human-LLM annotation agreement.

## 6 Conclusion

Moving forward, we offer several recommendations for the AI community, particularly those developing datasets and benchmarks. First, documenting all aspects of data work—from sources to annotation processes—is crucial. Our findings highlight the importance of such transparency. Second, data quality must be evaluated beyond surface metrics like size or language fluency. While LLMs enable large-scale dataset creation, quality remains paramount. Machine-generated data should be rigorously validated for human alignment and bias, while human annotations demand clear guidelines and expert oversight to reduce error. As dataset submissions grow, maintaining review quality is increasingly difficult. AI-assisted reviewing—where models summarize data quality based on structured rubrics—could ease this burden. We hope DATARUBRICS contributes to this goal by offering a schema that aids both annotators and reviewers in assessing dataset quality and utility at a glance.

## Acknowledgments

We would like to thank Graham Neubig for his valuable insights and constructive discussions, which were instrumental in shaping our rubric design. We also appreciate Blair Yang for helpful conversations regarding the experimental setup.

## References

- [1] M. Akhtar, O. Benjelloun, C. Conforti, L. Foschini, J. Giner-Miguel, P. Gijsbers, S. Goswami, N. Jain, M. Karamousadakis, M. Kuchnik, et al. Croissant: A metadata format for ml-ready datasets. *Advances in Neural Information Processing Systems*, 37:82133–82148, 2024.
- [2] Z. Ankner, M. Paul, B. Cui, J. D. Chang, and P. Ammanabrolu. Critique-out-loud reward models. *arXiv preprint arXiv:2408.11791*, 2024.
- [3] D. Anugraha, G. I. Winata, C. Li, P. A. Irawan, and E.-S. A. Lee. Proxylm: Predicting language model performance on multilingual tasks via proxy models. *arXiv preprint arXiv:2406.09334*, 2024.
- [4] D. Anugraha, Z. Tang, L. J. V. Miranda, H. Zhao, M. R. Farhansyah, G. Kuwanto, D. Wijaya, and G. I. Winata. R3: Robust rubric-agnostic reward models. *arXiv preprint arXiv:2505.13388*, 2025.
- [5] E. M. Bender and B. Friedman. Data statements for natural language processing: Toward mitigating system bias and enabling better science. *Transactions of the Association for Computational Linguistics*, 6:587–604, 2018.
- [6] X. Chen, G. Li, Z. Wang, B. Jin, C. Qian, Y. Wang, H. Wang, Y. Zhang, D. Zhang, T. Zhang, et al. Rm-r1: Reward modeling as reasoning. *arXiv preprint arXiv:2505.02387*, 2025.
- [7] M. R. Farhansyah, I. Darmawan, A. Kusumawardhana, G. I. Winata, A. F. Aji, and D. T. Wijaya. Do language models understand honorific systems in javanese? *arXiv preprint arXiv:2502.20864*, 2025.
- [8] T. Gebru, J. Morgenstern, B. Vecchione, J. W. Vaughan, H. Wallach, H. D. Iii, and K. Crawford. Datasheets for datasets. *Communications of the ACM*, 64(12):86–92, 2021.
- [9] S. Holland, A. Hosny, S. Newman, J. Joseph, and K. Chmielinski. The dataset nutrition label: A framework to drive higher data quality standards. *arXiv preprint arXiv:1805.03677*, 2018.
- [10] B. Hutchinson, A. Smart, A. Hanna, E. Denton, C. Greer, O. Kjartansson, P. Barnes, and M. Mitchell. Towards accountability for machine learning datasets: Practices from software engineering and infrastructure. In *Proceedings of the 2021 ACM conference on fairness, accountability, and transparency*, pages 560–575, 2021.
- [11] R. Mihalcea, O. Ignat, L. Bai, A. Borah, L. Chiruzzo, Z. Jin, C. Kwizera, J. Nwatu, S. Poria, and T. Solorio. Why ai is weird and shouldn’t be this way: Towards ai for everyone, with everyone, by everyone. In *Proceedings of the AAAI Conference on Artificial Intelligence*, pages 28657–28670, 2025.
- [12] T. Naous, M. J. Ryan, A. Ritter, and W. Xu. Having beer after prayer? measuring cultural bias in large language models. In *Proceedings of the 62nd Annual Meeting of the Association for Computational Linguistics (Volume 1: Long Papers)*, pages 16366–16393, 2024.
- [13] A. H. Nasution and A. Onan. Chatgpt label: Comparing the quality of human-generated and llm-generated annotations in low-resource language nlp tasks. *IEEE Access*, 12:71876–71900, 2024.
- [14] J. Poznanski, J. Borchardt, J. Dunkelberger, R. Huff, D. Lin, A. Rangapur, C. Wilhelm, K. Lo, and L. Soldaini. olmocr: Unlocking trillions of tokens in pdfs with vision language models. *arXiv preprint arXiv:2502.18443*, 2025.

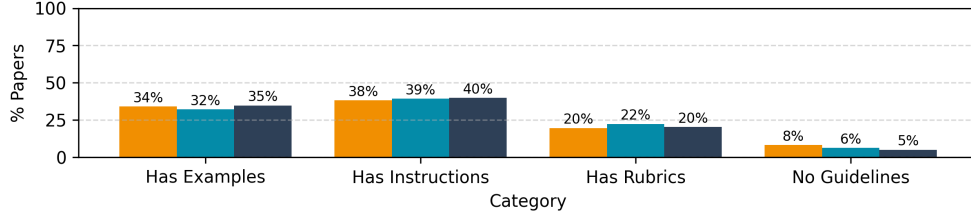
- [15] R. A. Putri, F. G. Haznitrana, D. Adhista, and A. Oh. Can llm generate culturally relevant commonsense qa data? case study in indonesian and sundanese. *arXiv preprint arXiv:2402.17302*, 2024.
- [16] A. Reuel, A. Hardy, C. Smith, M. Lamparth, M. Hardy, and M. J. Kochenderfer. Betterbench: Assessing ai benchmarks, uncovering issues, and establishing best practices. *arXiv preprint arXiv:2411.12990*, 2024.
- [17] I. Shumailov, Z. Shumaylov, Y. Zhao, et al. Ai models collapse when trained on recursively generated data. *Nature*, 631:755–759, 2024. doi: 10.1038/s41586-024-07566-y.
- [18] V. Veselovsky, M. H. Ribeiro, and R. West. Artificial artificial artificial intelligence: Crowd workers widely use large language models for text production tasks. *arXiv preprint arXiv:2306.07899*, 2023.
- [19] T. Vu, K. Krishna, S. Alzubi, C. Tar, M. Faruqui, and Y.-H. Sung. Foundational autoraters: Taming large language models for better automatic evaluation. In *Proceedings of the 2024 Conference on Empirical Methods in Natural Language Processing*, pages 17086–17105, 2024.
- [20] X. Wang, H. Kim, S. Rahman, K. Mitra, and Z. Miao. Human-llm collaborative annotation through effective verification of llm labels. In *Proceedings of the 2024 CHI Conference on Human Factors in Computing Systems*, pages 1–21, 2024.
- [21] G. I. Winata, D. Anugraha, L. Susanto, G. Kuwanto, and D. T. Wijaya. Metametrics: Calibrating metrics for generation tasks using human preferences. In *The Thirteenth International Conference on Learning Representations*, 2025. URL <https://openreview.net/forum?id=s103xTt4CG>.
- [22] M. Wu and A. F. Aji. Style over substance: Evaluation biases for large language models. In *Proceedings of the 31st International Conference on Computational Linguistics*, pages 297–312, 2025.

## A Paper Statistics via Automatic Evaluation

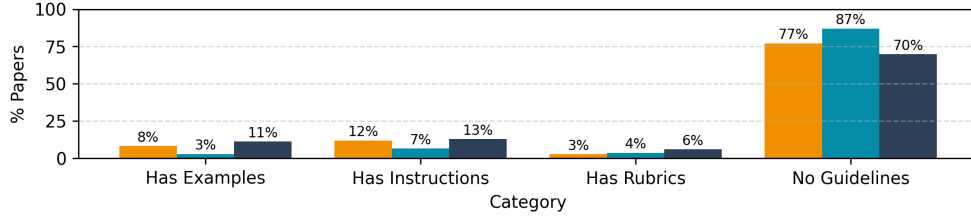
We present paper trends from 2022 to 2024, based on data generated by GPT-4.1 mini using the DATARUBRICS framework. The orange bar, blue, and dark blue indicate papers from 2022, 2023, and 2024, respectively.

### A.1 Data Annotations

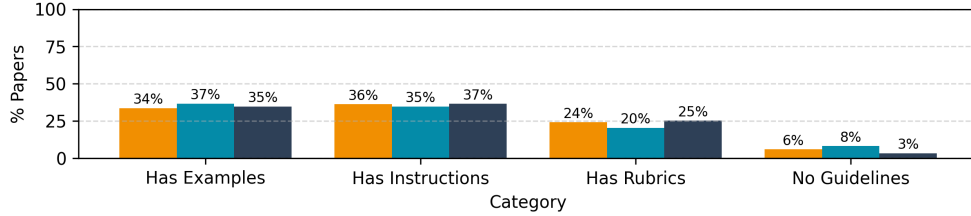
Figures 8 and 9 show the paper trends on **Data Annotations** at ACL, CVPR, EMNLP, ICLR, ICML, Interspeech, LREC, and NeurIPS.



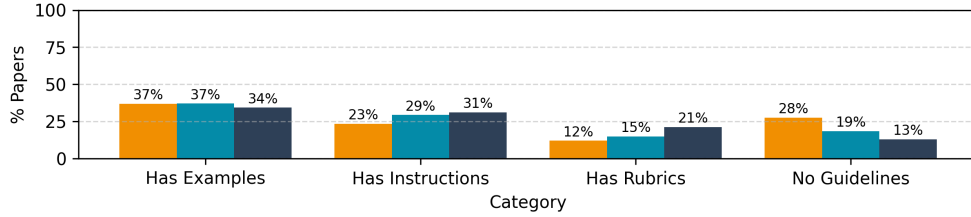
(a) Trends in Data Annotations of Papers at ACL (2022-2024).



(b) Trends in Data Annotations of Papers at CVPR (2022-2024).



(c) Trends in Data Annotations of Papers at EMNLP (2022-2024).

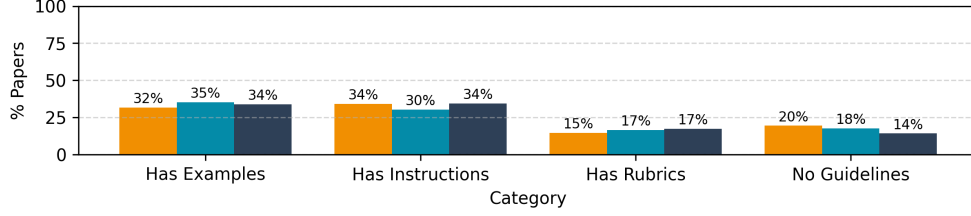


(d) Trends in Data Annotations of Papers at ICLR (2022-2024).

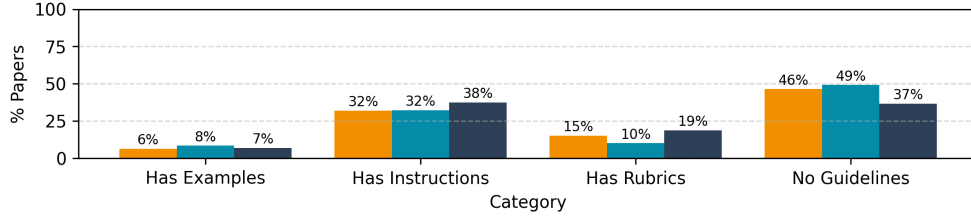
Figure 8: Paper statistics across conferences on Data Annotations at ACL, CVPR, EMNLP, and ICLR (2022-2024).

### A.2 Data Novelty

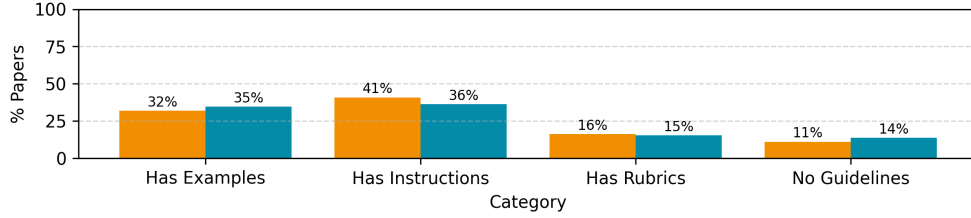
Figures 10 and 11 show the paper trends on **Data Novelty** at ACL, CVPR, EMNLP, ICLR, ICML, Interspeech, LREC, and NeurIPS.



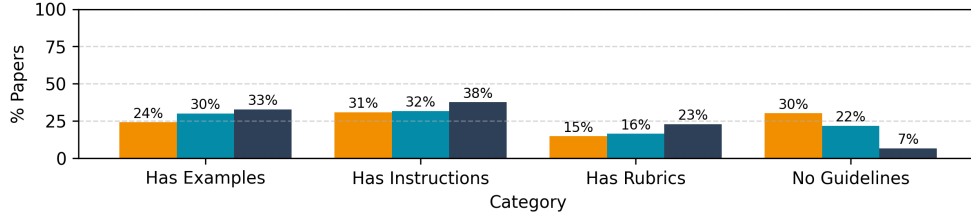
(a) Trends in Data Annotations of Papers at ICML (2022-2024).



(b) Trends in Data Annotations of Papers at Interspeech (2022-2024).



(c) Trends in Data Annotations of Papers at LREC (2022-2024).



(d) Trends in Data Annotations of Papers at NeurIPS (2022-2024).

Figure 9: Paper statistics across conferences on Data Annotations at ICML, Interspeech, LREC, and NeurIPS (2022-2024).

### A.3 Languages

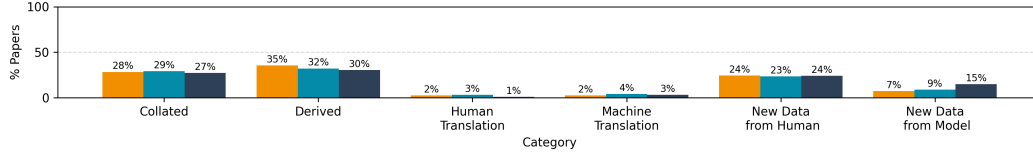
Figures 12 and 13 show the paper trends on **Languages** at ACL, CVPR, EMNLP, ICLR, ICML, Interspeech, LREC, and NeurIPS.

### A.4 Quality Assurance

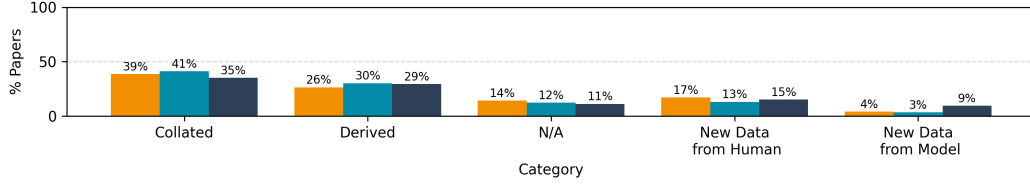
Figures 14 and 15 show the paper trends on **Quality Assurance** at ACL, CVPR, EMNLP, ICLR, ICML, Interspeech, LREC, and NeurIPS.

### A.5 Reproducibility: Data Creation and Code

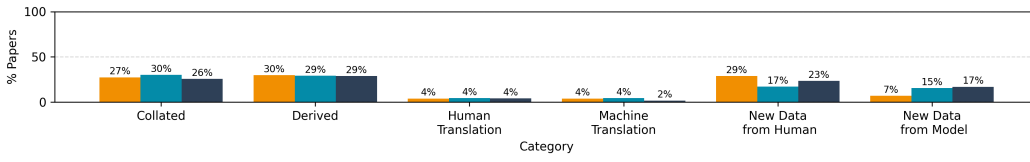
Figures 16 and 17 show the paper trends on **Data Creation** and **Code** criterion at ACL, CVPR, EMNLP, ICLR, ICML, Interspeech, LREC, and NeurIPS.



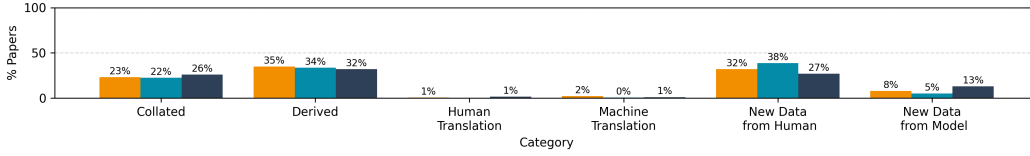
(a) Trends in Data Novelty of Papers at ACL (2022-2024).



(b) Trends in Data Novelty of Papers at CVPR (2022-2024).



(c) Trends in Data Novelty of Papers at EMNLP (2022-2024).

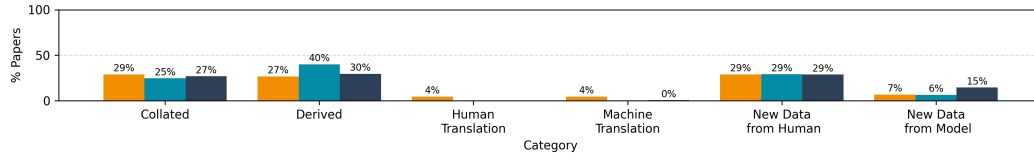


(d) Trends in Data Novelty of Papers at ICLR (2022-2024).

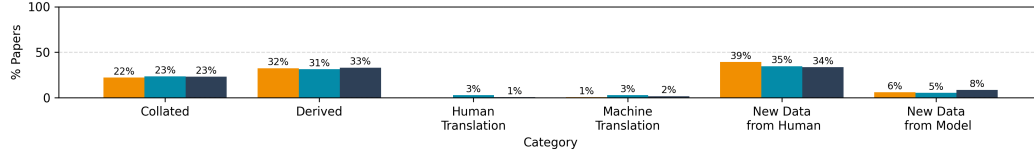
Figure 10: Paper statistics across conferences on Data Novelty at ACL, CVPR, EMNLP, and ICLR (2022-2024).

## A.6 Task Utility

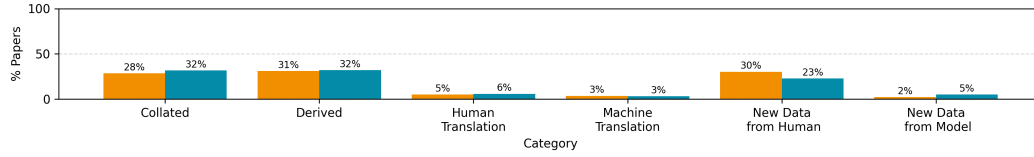
Figures 18 and 19 show the paper trends on **Task Utility** at ACL, CVPR, EMNLP, ICLR, ICML, Interspeech, LREC, and NeurIPS.



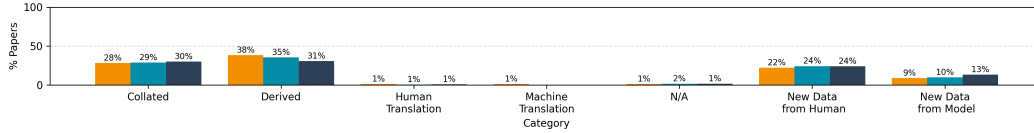
(a) Trends in Data Novelty of Papers at ICML (2022-2024).



(b) Trends in Data Novelty of Papers at Interspeech (2022-2024).



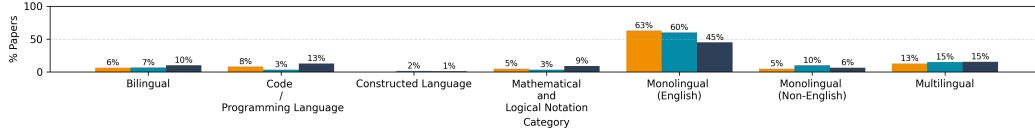
(c) Trends in Data Novelty of Papers at LREC (2022-2024).



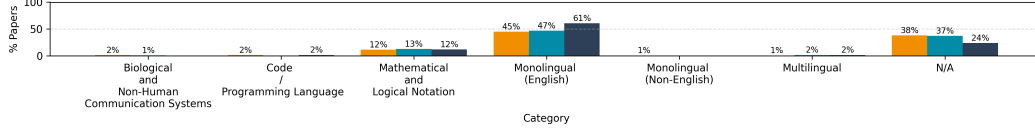
(d) Trends in Data Novelty of Papers at NeurIPS (2022-2024).

Figure 11: Paper statistics across conferences on Data Novelty at ICML, Interspeech, LREC, and NeurIPS (2022-2024).

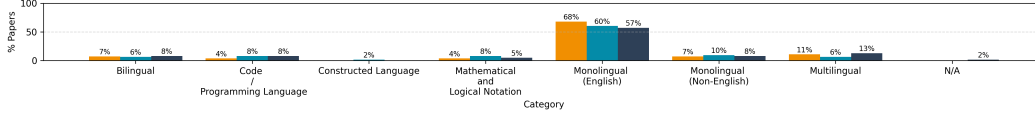




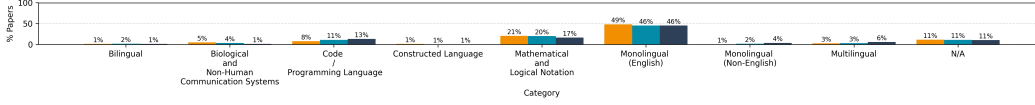
(a) Trends in Languages of Papers at ACL.



(b) Trends in Languages of Papers at CVPR.

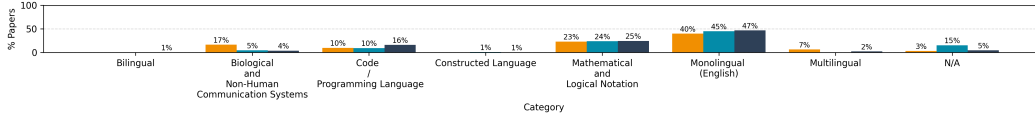


(c) Trends in Languages of Papers at EMNLP.

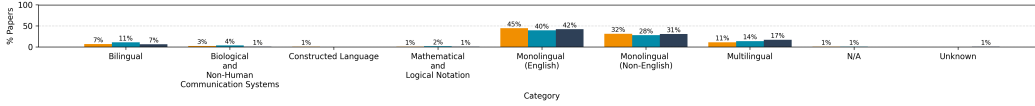


(d) Trends in Languages of Papers at ICLR.

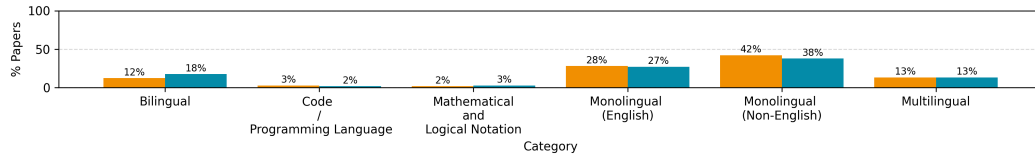
Figure 12: Paper statistics across conferences on Languages at ACL, CVPR, EMNLP, and ICLR (2022-2024).



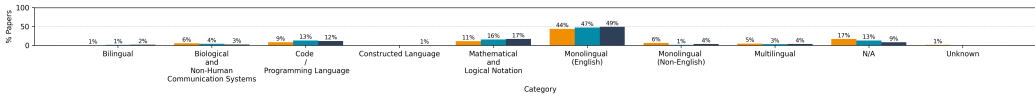
(a) Trends in Languages of Papers at ICML.



(b) Trends in Languages of Papers at Interspeech.

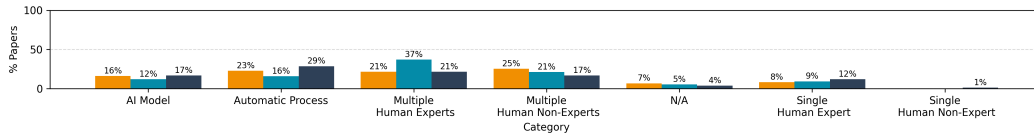


(c) Trends in Languages of Papers at LREC.

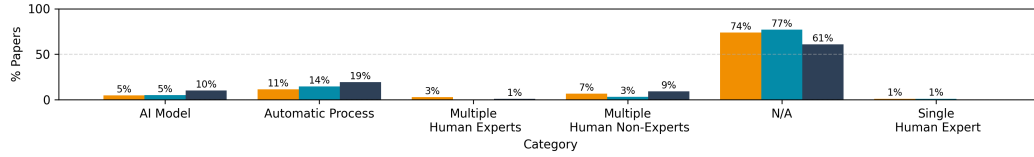


(d) Trends in Languages of Papers at NeurIPS.

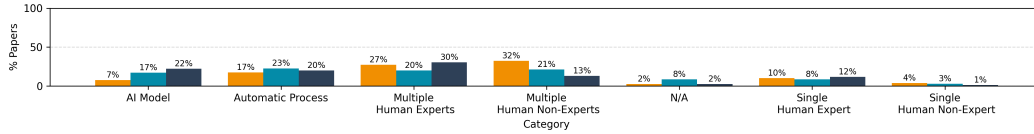
Figure 13: Paper statistics across conferences on Languages at ICML, Interspeech, LREC, and NeurIPS (2022-2024).



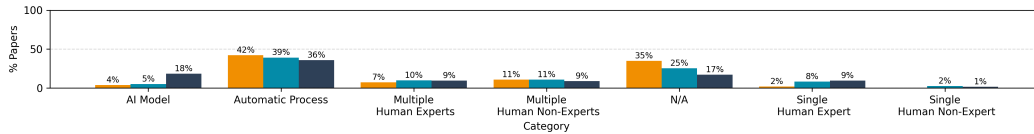
(a) Trends in Quality Assurance of Papers at ACL.



(b) Trends in Quality Assurance of Papers at CVPR.

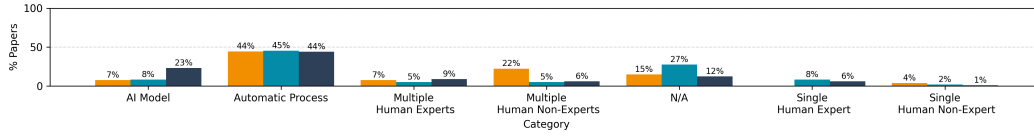


(c) Trends in Quality Assurance of Papers at EMNLP.

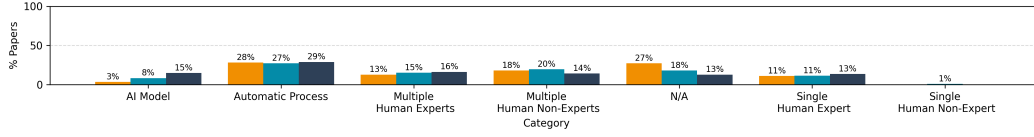


(d) Trends in Quality Assurance of Papers at ICLR.

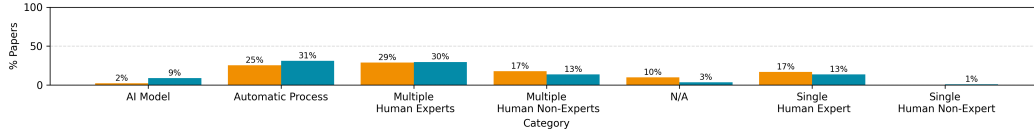
Figure 14: Paper statistics across conferences on Quality Assurance at ACL, CVPR, EMNLP, and ICLR (2022-2024).



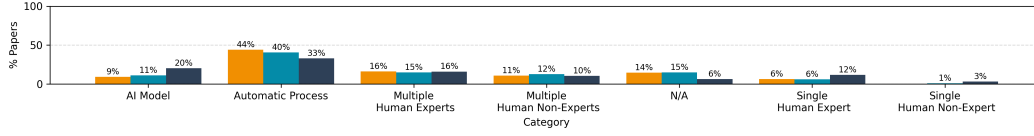
(a) Trends in Quality Assurance of Papers at ICML.



(b) Trends in Quality Assurance of Papers at Interspeech.

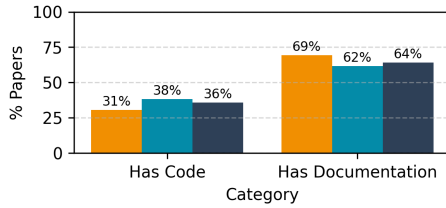


(c) Trends in Quality Assurance of Papers at LREC.

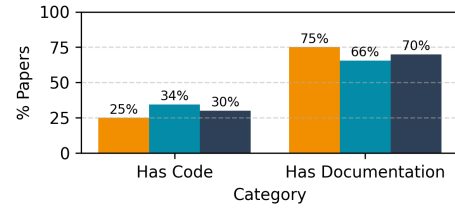


(d) Trends in Quality Assurance of Papers at NeurIPS.

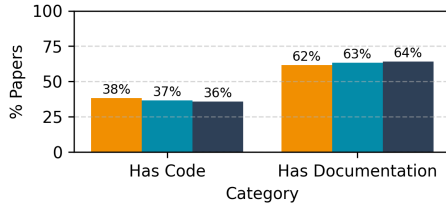
Figure 15: Paper statistics across conferences on Quality Assurance at ICML, Interspeech, LREC, and NeurIPS (2022-2024).



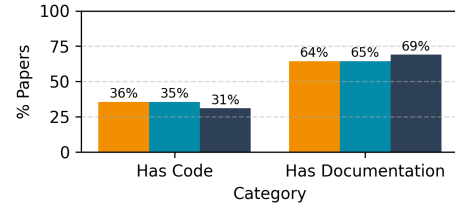
(a) Trends in Data Creation and Code of Papers at ACL.



(b) Trends in Data Creation and Code of Papers at CVPR.

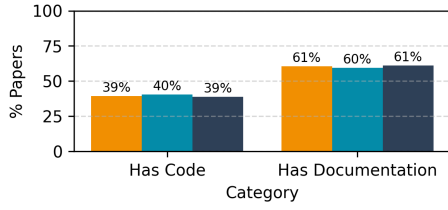


(c) Trends in Data Creation and Code of Papers at EMNLP.

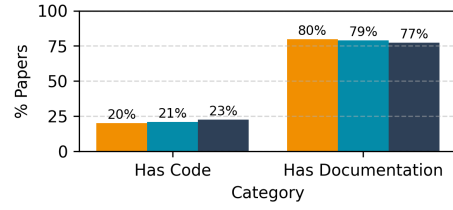


(d) Trends in Data Creation and Code of Papers at ICLR.

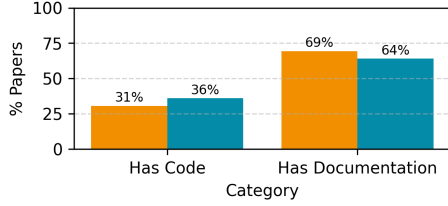
Figure 16: Paper statistics across conferences on Data Creation and Code at ACL, CVPR, EMNLP, and ICLR (2022-2024).



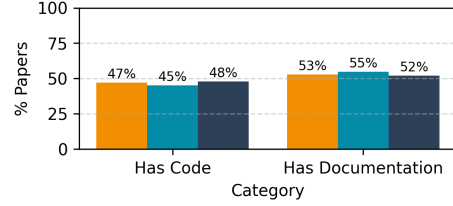
(a) Trends in Data Creation and Code of Papers at ICML.



(b) Trends in Data Creation and Code of Papers at Interspeech.

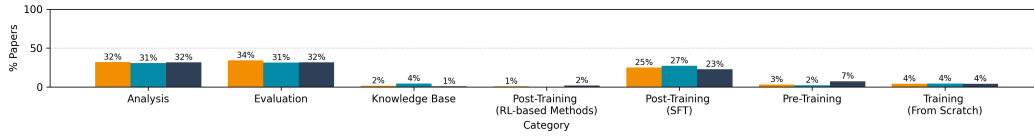


(c) Trends in Data Creation and Code of Papers at LREC.

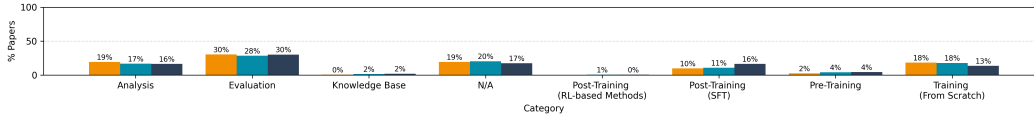


(d) Trends in Data Creation and Code of Papers at NeurIPS.

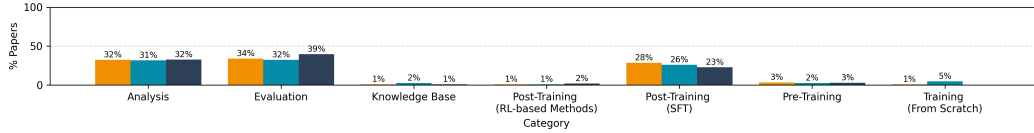
Figure 17: Paper statistics across conferences on Data Creation and Code at ICML, Interspeech, LREC, and NeurIPS (2022-2024).



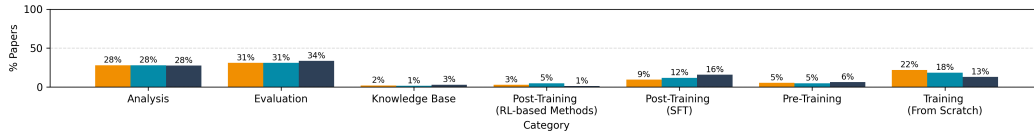
(a) Trends in Task Utility of Papers at ACL.



(b) Trends in Task Utility of Papers at CVPR.

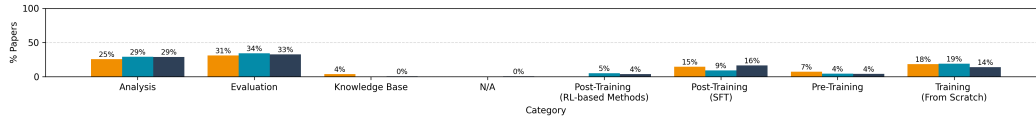


(c) Trends in Task Utility of Papers at EMNLP.

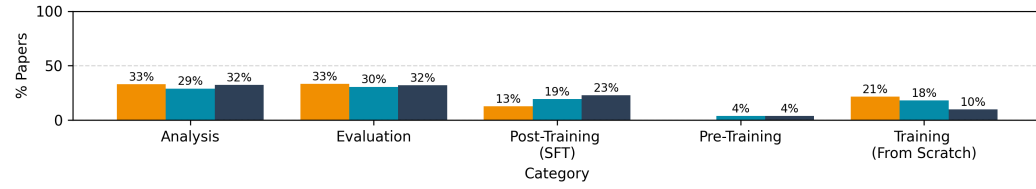


(d) Trends in Task Utility of Papers at ICLR.

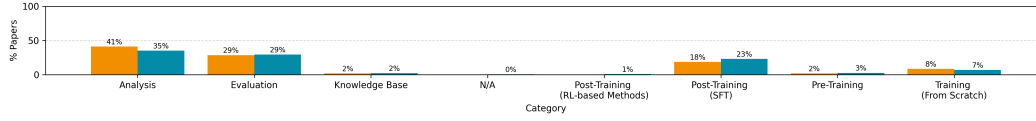
Figure 18: Paper statistics across conferences on Task Utility at ACL, CVPR, EMNLP, and ICLR (2022-2024).



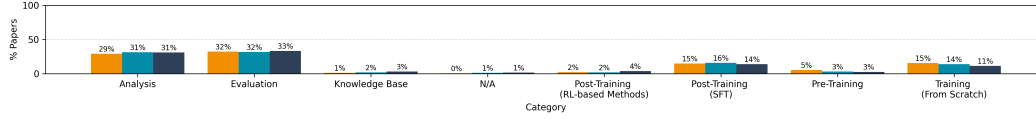
(a) Trends in Task Utility of Papers at ICML.



(b) Trends in Task Utility of Papers at Interspeech.



(c) Trends in Task Utility of Papers at LREC.



(d) Trends in Task Utility of Papers at NeurIPS.

Figure 19: Paper statistics across conferences on Task Utility at ICML, Interspeech, LREC, and NeurIPS (2022-2024).

## B Metric Evaluation Rubrics

In this section, we present the template and structured schema used to define each metric dimension in DATARUBRICS.

### B.1 Data Sources

#### B.1.1 Template

##### Metric Evaluation Template for Data Sources

###### ### INSTRUCTION

List all of data source entries from only the **new dataset** introduced in the paper, each with one modality and a multi-label origin classification.

Please follow these rules:

- **Only assess new datasets** that are introduced by the authors. Do **not** evaluate any pre-existing datasets mentioned in the paper.
- Base your judgments **strictly on the content of the paper**. Do **not** infer or speculate beyond what is explicitly stated.
- Provide clear references and reasoning for each modality and the origin of the data.

###### ### PAPER

{{ paper\_text }}

###### ### RESPONSE FORMAT

Return a JSON response in the following format:

{{ format }}

###### ### RESPONSE

#### B.1.2 Schema

##### Schema for Data Sources

```
{
  "name": "sources",
  "schema": {
    "type": "object",
    "properties": {
      "sources": {
        "type": "array",
        "description": "List of data source entries, each with one modality and a multi-label origin classification.",
        "items": {
          "type": "object",
          "properties": {
            "Modality": {
              "type": "string",
              "description": "The single data modality present (e.g., 'text', 'image', 'audio', 'video', etc.) based on the enum.",
              "enum": ["text", "image", "audio", "video", "graph", "tabular", "time series", "signal/sensor", "other"]
            },
            "Human Generated": {
              "type": "boolean",
              "description": "Set to true if the data (for the specified modality) originates from or is captured with human involvement - including manual creation, human recording, or data collected through human-operated tools such as cameras or sensors."
            },
            "Model Generated": {
              "type": "boolean",
              "description": "Set to true if the data (for the specified modality) is generated or simulated by any algorithmic system - including AI models, procedural generators, simulations, or other automated"
            }
          }
        }
      }
    }
  }
}
```

```

        programmatic methods without direct human authorship."
    },
    "Unknown Origin": {
        "type": "boolean",
        "description": "Set to true if the specified data with the modality
        mentioned is not specified, not reported, or derived from web-crawl data
        with unclear provenance."
    },
    "Reference": {
        "type": "string",
        "description": "The location in the paper confirming the previous
        information provided (e.g., 'Section 1.1')."
    },
    "Reasoning": {
        "type": "string",
        "description": "A justification based on the paper content explaining
        why the dataset is of modality mentioned, along with the reasoning of
        its origins."
    }
  },
  "required": [
    "Modality",
    "Human Generated",
    "Model Generated",
    "Unknown Origin",
    "Reference",
    "Reasoning"
  ],
  "additionalProperties": false
}
},
"required": ["sources"],
"additionalProperties": false
},
"strict": true
}

```

## B.2 Data Annotations

### B.2.1 Template

#### Metric Evaluation Template for Data Annotations

##### ### INSTRUCTION

List all of annotation information entries from only the **\*\*new dataset\*\*** introduced in the paper, each with the annotator and whether instructions, rubrics, and/or examples are present.

Follow these strict guidelines:

- Only evaluate datasets that are newly introduced in this paper. Do **\*\*not\*\*** evaluate any pre-existing datasets mentioned in the paper.
- Base your judgments **\*\*strictly on the content of the paper\*\***. Do **\*\*not\*\*** infer or speculate beyond what is explicitly stated.
- Provide clear references and reasoning for each required annotation information.

##### ### PAPER

{{ paper\_text }}

##### ### RESPONSE FORMAT

Return a JSON response in the following format:

{{ format }}

##### ### RESPONSE

## B.2.2 Schema

### Schema for Data Annotations

```
{
  "name": "annotations_data_annotations",
  "schema": {
    "type": "object",
    "properties": {
      "data_annotations": {
        "type": "array",
        "description": "List of annotators along with the data annotation guideline evaluations.",
        "items": {
          "type": "object",
          "description": "Each entry assesses who performed the annotation (human or model), along with the presence and quality of annotation guidelines such as instructions, rubrics, and examples.",
          "properties": {
            "Subject Annotators": {
              "type": "object",
              "description": "Describes who performed the annotations. Choose exactly one from a predefined list.",
              "properties": {
                "category": {
                  "type": "string",
                  "description": "Who performed the annotation. Some definitions:
\n- Expert: A subject-matter expert or someone from the task's target demographic.
\n- AI Model: An annotation process using LLM or other learned model
\n- Automatic Process: A deterministic or simulated method (e.g., rule-based, physics simulation) that is not an AI model.",
                  "enum": [
                    "Single Human Expert",
                    "Multiple Human Experts",
                    "Single Human Non-Expert",
                    "Multiple Human Non-Experts",
                    "AI Model",
                    "Automatic Process"
                  ]
                },
                "reference": {
                  "type": "string",
                  "description": "The location in the paper where this information is discussed (e.g., 'Section 3.1', 'Appendix B')."
                },
                "reasoning": {
                  "type": "string",
                  "description": "Explanation supporting the selected category based on the paper content."
                }
              },
              "required": ["category", "reference", "reasoning"],
              "additionalProperties": false
            },
            "Has Instructions": {
              "type": "object",
              "description": "Indicates whether detailed annotation instructions are provided in the annotation guidelines for the 'Subject' mentioned earlier.",
              "properties": {
                "is_applicable": {
                  "type": "boolean",
                  "description": "Set to true if instructions are provided in the annotation guidelines for the 'Subject' mentioned earlier."
                },
                "reference": {
                  "type": "string",
                  "description": "The location in the paper where this is described (e.g., 'Section 3.1')."
                },
                "reasoning": {
                  "type": "string",
                  "description": "Justification from the paper content supporting the inclusion of instructions."
                }
              },
              "required": ["is_applicable", "reference", "reasoning"],
            }
          }
        }
      }
    }
  }
}
```



```

        "additionalProperties": false
      },
      "Has Rubrics": {
        "type": "object",
        "description": "Indicates whether scoring rubrics are provided in the annotation guidelines for the 'Subject' mentioned earlier.",
        "properties": {
          "is_applicable": {
            "type": "boolean",
            "description": "Set to true if rubrics are provided in the annotation guidelines for the 'Subject' mentioned earlier."
          },
          "reference": {
            "type": "string",
            "description": "The location in the paper where this is described (e.g., 'Section 3.1')."
          },
          "reasoning": {
            "type": "string",
            "description": "Justification from the paper content supporting rubric usage."
          }
        },
        "required": ["is_applicable", "reference", "reasoning"],
        "additionalProperties": false
      },
      "Has Examples": {
        "type": "object",
        "description": "Indicates whether annotation examples are provided in the annotation guidelines for the 'Subject' mentioned earlier.",
        "properties": {
          "is_applicable": {
            "type": "boolean",
            "description": "Set to true if examples are provided in the annotation guidelines for the 'Subject' mentioned earlier."
          },
          "reference": {
            "type": "string",
            "description": "The location in the paper where this is described (e.g., 'Appendix B')."
          },
          "reasoning": {
            "type": "string",
            "description": "Justification from the paper content supporting the inclusion of examples."
          }
        },
        "required": ["is_applicable", "reference", "reasoning"],
        "additionalProperties": false
      }
    ],
    "required": [
      "Subject Annotators",
      "Has Instructions",
      "Has Rubrics",
      "Has Examples"
    ],
    "additionalProperties": false
  },
  "strict": true
}

```

## B.3 Quality Assurance

### B.3.1 Template

#### Metric Evaluation Template for Quality Assurance

##### ### INSTRUCTION

Carefully evaluate the quality and characteristics of the **\*\*new datasets\*\*** introduced in the paper using the rubric provided below.

Please follow these rules:

- **\*\*Only assess new datasets\*\*** that are introduced by the authors. Do **\*\*not\*\*** evaluate any pre-existing datasets mentioned in the paper.
- Base your judgments **\*\*strictly on the content of the paper\*\***. Do **\*\*not\*\*** infer or speculate beyond what is explicitly stated.
- Use the rubric definitions to guide your labeling. Provide clear references and reasoning wherever applicable.

##### ### PAPER

{{ paper\_text }}

##### ### RUBRIC

Metric name: Quality Assurance

Metric description: This metric assesses the rigor and reliability of the quality assurance (QA) process used to validate dataset annotations or content. It captures whether QA was performed by experts, non-experts, machines, or not at all, and whether the process is transparently reported. This helps determine the overall trustworthiness and consistency of the data.

Multiple labels are allowed, except for mutually exclusive categories. Specifically:

- 'Single Human Expert' and 'Multiple Human Experts' cannot be both true.
- 'Single Human Non-Expert' and 'Multiple Human Non-Experts' cannot be both true.
- 'N/A' is a single-label option and cannot be combined with others.

Each label indicates whether it applies to the dataset, with supporting evidence from the paper.

Options:

Single Human Expert: Quality assurance is conducted by a single human annotator who is either a subject matter expert or a member of the target demographic. If there is no information about the annotator, then the annotator is not an expert.

Multiple Human Experts: Quality assurance is performed by multiple human annotators with subject matter expertise or belonging to the target demographic. If there is no information about the annotators, then the annotators are not experts.

Single Human Non-Expert: Quality assurance is conducted by a single human annotator without subject matter expertise.

Multiple Human Non-Experts: Quality assurance is conducted by multiple human annotators who do not possess subject matter expertise.

Automatic Process: Quality assurance is conducted through the automated verification of code or formulas using algorithmic or rule-based techniques.

AI Model: Quality assurance is performed by an AI model as a judge.

N/A: No quality assurance process is applied, or none is documented.

##### ### RESPONSE FORMAT

Return a JSON response in the following format:

{{ format }}

##### ### RESPONSE

### B.3.2 Schema

#### Schema for Quality Assurance

```
{
  "name": "annotations_quality_assurance",
  "schema": {
    "type": "object",
    "properties": {
      "quality_assurance": {
        "type": "object",
        "description": "This metric assesses the rigor and reliability of the quality assurance (QA) process used to validate dataset annotations or content. It captures whether QA was performed by experts, non-experts, machines, or not at all, and whether the process is transparently reported.",
        "properties": {
          "Single Human Expert": {
            "type": "object",
            "description": "Quality assurance is conducted by a single human annotator who is either a subject matter expert or a member of the target demographic. If there is no information about the annotator, then the annotator is not an expert.",
            "properties": {
              "is_applicable": {
                "type": "boolean",
                "description": "Set to true if this label applies to the dataset. If true, reference and reasoning must be provided."
              },
              "reference": {
                "type": "string",
                "description": "The location in the paper where this is described (e.g., 'Section 3.1')."
              },
              "reasoning": {
                "type": "string",
                "description": "Justification based on the paper content explaining why the QA was performed by a single human expert."
              }
            },
            "required": ["is_applicable", "reference", "reasoning"],
            "additionalProperties": false
          },
          "Multiple Human Experts": {
            "type": "object",
            "description": "Quality assurance is performed by multiple human annotators with subject matter expertise or belonging to the target demographic. If there is no information about the annotators, then the annotators are not experts.",
            "properties": {
              "is_applicable": {
                "type": "boolean",
                "description": "Set to true if this label applies to the dataset. If true, reference and reasoning must be provided."
              },
              "reference": {
                "type": "string",
                "description": "The location in the paper where this is described (e.g., 'Section 3.2')."
              },
              "reasoning": {
                "type": "string",
                "description": "Justification based on the paper content explaining why the QA involved multiple human experts."
              }
            },
            "required": ["is_applicable", "reference", "reasoning"],
            "additionalProperties": false
          },
          "Single Human Non-Expert": {
            "type": "object",
```

```

    "description": "Quality assurance is conducted by a single
        human annotator without subject matter expertise.",
    "properties": {
        "is_applicable": {
            "type": "boolean",
            "description": "Set to true if this label applies to
                the dataset. If true, reference and reasoning must
                be provided."
        },
        "reference": {
            "type": "string",
            "description": "The location in the paper where this
                is described (e.g., 'Section 3.3')."
        },
        "reasoning": {
            "type": "string",
            "description": "Justification based on the paper
                content explaining why the QA was done by a single
                non-expert."
        }
    },
    "required": ["is_applicable", "reference", "reasoning"],
    "additionalProperties": false
},
"Multiple Human Non-Experts": {
    "type": "object",
    "description": "Quality assurance is conducted by multiple
        human annotators who do not possess subject matter
        expertise.",
    "properties": {
        "is_applicable": {
            "type": "boolean",
            "description": "Set to true if this label applies to
                the dataset. If true, reference and reasoning must
                be provided."
        },
        "reference": {
            "type": "string",
            "description": "The location in the paper where this
                is described (e.g., 'Section 3.4')."
        },
        "reasoning": {
            "type": "string",
            "description": "Justification based on the paper
                content explaining why the QA involved multiple
                non-expert annotators."
        }
    },
    "required": ["is_applicable", "reference", "reasoning"],
    "additionalProperties": false
},
"AI Model": {
    "type": "object",
    "description": "Quality assurance is performed by an AI
        model as a judge.",
    "properties": {
        "is_applicable": {
            "type": "boolean",
            "description": "Set to true if this label applies to
                the dataset. If true, reference and reasoning must
                be provided."
        },
        "reference": {
            "type": "string",
            "description": "The location in the paper where this
                is described (e.g., 'Section 3.6')."
        },
        "reasoning": {
            "type": "string",
            "description": "Justification based on the paper
                content explaining why an AI model was used for
                QA."
        }
    },
    "required": ["is_applicable", "reference", "reasoning"],
    "additionalProperties": false
},
"Automatic Process": {

```

```

    "type": "object",
    "description": "Quality assurance is conducted through the
        automated verification of code or formulas using
        algorithmic or rule-based techniques.",
    "properties": {
        "is_applicable": {
            "type": "boolean",
            "description": "Set to true if this label applies to
                the dataset. If true, reference and reasoning must
                be provided."
        },
        "reference": {
            "type": "string",
            "description": "The location in the paper where this
                is described (e.g., 'Section 3.5')."
        },
        "reasoning": {
            "type": "string",
            "description": "Justification based on the paper
                content explaining why the QA is considered
                automated verification."
        }
    },
    "required": ["is_applicable", "reference", "reasoning"],
    "additionalProperties": false
},
"N/A": {
    "type": "object",
    "description": "No quality assurance process is applied,
        or none is documented.",
    "properties": {
        "is_applicable": {
            "type": "boolean",
            "description": "Set to true if no quality assurance is
                described or performed. If true, reasoning must be
                provided."
        },
        "reasoning": {
            "type": "string",
            "description": "Justification based on the paper
                content explaining why no QA process is considered
                present."
        }
    },
    "required": ["is_applicable", "reasoning"],
    "additionalProperties": false
}
},
"required": [
    "Single Human Expert",
    "Multiple Human Experts",
    "Single Human Non-Expert",
    "Multiple Human Non-Experts",
    "AI Model",
    "Automatic Verification",
    "N/A"
],
"additionalProperties": false
}
},
"required": ["quality_assurance"],
"additionalProperties": false
},
"strict": true
}

```

## B.4 Data Novelty

### B.4.1 Template

#### Metric Evaluation Template for Data Novelty

##### ### INSTRUCTION

Carefully evaluate the quality and characteristics of the **\*\*new datasets\*\*** introduced in the paper using the rubric provided below.

Please follow these rules:

- **\*\*Only assess new datasets\*\*** that are introduced by the authors. Do **\*\*not\*\*** evaluate any pre-existing datasets mentioned in the paper.
- Base your judgments **\*\*strictly on the content of the paper\*\***. Do **\*\*not\*\*** infer or speculate beyond what is explicitly stated.
- Use the rubric definitions to guide your labeling. Provide clear references and reasoning wherever applicable.

##### ### PAPER

{{ paper\_text }}

##### ### RUBRIC

Metric: Data Novelty

Description: This metric assesses the originality of the data based on how it was generated. Multiple labels may be selected, except for 'N/A', which is exclusive and cannot be combined with other options. Each label indicates whether it applies to the dataset, with supporting evidence from the paper.

Options:

New Data from Human: Original content created entirely from scratch by human contributors. It is not translated, adapted, or derived from pre-existing material.

New Data from Model: Original content generated entirely by AI or machine learning models without reference to or transformation of existing data.

Human Translation: Data produced by translating content from another language through human translators.

Machine Translation: Data generated by translating content from another language using machine translation systems.

Collated: Data collected or aggregated from existing sources without significant modification.

Derived: Data based on existing sources, with some modifications, transformations, or adaptations applied.

N/A: The data source or method of generation is not specified or documented.

##### ### RESPONSE FORMAT

Return a JSON response in the following format:

{{ format }}

##### ### RESPONSE

### B.4.2 Schema

#### Schema for Data Novelty

```
{
  "name": "utility_data_novelty",
  "schema": {
    "type": "object",
    "properties": {
      "data_novelty": {
```

```

"type": "object",
"description": "This metric assesses the originality of the
data based on how it was generated.",
"properties": {
  "New Data from Human": {
    "type": "object",
    "description": "Original content created entirely from
scratch by human contributors. It is not translated,
adapted, or derived from pre-existing material.",
    "properties": {
      "is_applicable": {
        "type": "boolean",
        "description": "Set to true if this applies to the
dataset. If true, reference and reasoning must
be provided."
      },
      "reference": {
        "type": "string",
        "description": "Location in the paper where this is
stated (e.g., 'Section 2.1')."
      },
      "reasoning": {
        "type": "string",
        "description": "Explanation based on the paper
content justifying why the data is considered
newly created by humans."
      }
    },
    "required": ["is_applicable", "reference", "reasoning"],
    "additionalProperties": false
  },
  "New Data from Model": {
    "type": "object",
    "description": "Original content generated entirely by
AI or machine learning models without reference to
or transformation of existing data.",
    "properties": {
      "is_applicable": {
        "type": "boolean",
        "description": "Set to true if this applies to the
dataset. If true, reference and reasoning must
be provided."
      },
      "reference": {
        "type": "string",
        "description": "Location in the paper where this is
stated (e.g., 'Section 2.2')."
      },
      "reasoning": {
        "type": "string",
        "description": "Explanation based on the paper
content justifying why the data is considered
newly generated by a model."
      }
    },
    "required": ["is_applicable", "reference", "reasoning"],
    "additionalProperties": false
  },
  "Human Translation": {
    "type": "object",
    "description": "Data produced by translating content
from another language through human translators.",
    "properties": {
      "is_applicable": {
        "type": "boolean",
        "description": "Set to true if this applies to the
dataset. If true, reference and reasoning must
be provided."
      },
      "reference": {
        "type": "string",
        "description": "Location in the paper where this is
stated (e.g., 'Section 3.1')."
      },
      "reasoning": {
        "type": "string",

```

```

        "description": "Explanation based on the paper
                        content justifying why the data is considered
                        human-translated."
    },
    },
    "required": ["is_applicable", "reference", "reasoning"],
    "additionalProperties": false
},
"Machine Translation": {
    "type": "object",
    "description": "Data generated by translating content
                    from another language using machine translation
                    systems.",
    "properties": {
        "is_applicable": {
            "type": "boolean",
            "description": "Set to true if this applies to the
                            dataset. If true, reference and reasoning must
                            be provided."
        },
        "reference": {
            "type": "string",
            "description": "Location in the paper where this is
                            stated (e.g., 'Section 3.2')."
        },
        "reasoning": {
            "type": "string",
            "description": "Explanation based on the paper
                            content justifying why the data is considered
                            machine-translated."
        }
    },
    "required": ["is_applicable", "reference", "reasoning"],
    "additionalProperties": false
},
"Collated": {
    "type": "object",
    "description": "Data collected or aggregated from
                    existing sources without significant modification.",
    "properties": {
        "is_applicable": {
            "type": "boolean",
            "description": "Set to true if this applies to the
                            dataset. If true, reference and reasoning must
                            be provided."
        },
        "reference": {
            "type": "string",
            "description": "Location in the paper where this is
                            stated (e.g., 'Section 4.1')."
        },
        "reasoning": {
            "type": "string",
            "description": "Explanation based on the paper
                            content justifying why the data is considered
                            collated."
        }
    },
    "required": ["is_applicable", "reference", "reasoning"],
    "additionalProperties": false
},
"Derived": {
    "type": "object",
    "description": "Data based on existing sources, with
                    some modifications, transformations, or adaptations
                    applied.",
    "properties": {
        "is_applicable": {
            "type": "boolean",
            "description": "Set to true if this applies to the
                            dataset. If true, reference and reasoning must
                            be provided."
        },
        "reference": {
            "type": "string",
            "description": "Location in the paper where this is
                            stated (e.g., 'Section 4.2')."
        }
    },
    },

```



```

        "reasoning": {
          "type": "string",
          "description": "Explanation based on the paper
            content justifying why the data is considered
            derived."
        }
      },
      "required": ["is_applicable", "reference", "reasoning"],
      "additionalProperties": false
    },
    "N/A": {
      "type": "object",
      "description": "The data source or method of generation
        is not specified or documented.",
      "properties": {
        "is_applicable": {
          "type": "boolean",
          "description": "Set to true only if no other
            categories apply and the origin is not
            documented."
        },
        "reasoning": {
          "type": "string",
          "description": "Explanation based on the paper
            content justifying why the data origin is
            considered unknown."
        }
      },
      "required": ["is_applicable", "reasoning"],
      "additionalProperties": false
    }
  ],
  "required": [
    "New Data from Human",
    "New Data from Model",
    "Human Translation",
    "Machine Translation",
    "Collated",
    "Derived",
    "N/A"
  ],
  "additionalProperties": false
},
"required": ["data_novelty"],
"additionalProperties": false
},
"strict": true
}

```

## B.5 Task Utility

### B.5.1 Template

#### Metric Evaluation Template for Task Utility

##### ### INSTRUCTION

Carefully evaluate the quality and characteristics of the **\*\*new datasets\*\*** introduced in the paper using the rubric provided below.

Please follow these rules:

- **\*\*Only assess new datasets\*\*** that are introduced by the authors. Do **\*\*not\*\*** evaluate any pre-existing datasets mentioned in the paper.
- Base your judgments **\*\*strictly on the content of the paper\*\***. Do **\*\*not\*\*** infer or speculate beyond what is explicitly stated.
- Use the rubric definitions to guide your labeling. Provide clear references and reasoning wherever applicable.

```
### PAPER
{{ paper_text }}
```

### ### RUBRIC

Metric: Task Utility

Description: This metric identifies how the dataset is used within the machine learning pipeline. Understanding its utility helps clarify the dataset's purpose, relevance, and integration into model development or evaluation workflows. Multiple labels may be selected, except for 'N/A', which is exclusive and cannot be combined with other options. Each label indicates whether it applies to the dataset, with supporting evidence from the paper.

Options:

Pre-Training: The proposed dataset in the paper is used exclusively for pre-training large models on general patterns, typically in an unsupervised or self-supervised manner.

Post-Training (Supervised Fine-tuning): The proposed dataset in the paper is used to fine-tune a pre-trained model using supervised learning methods.

Post-Training (RL-based Methods): The proposed dataset in the paper is used for reinforcement learning post-training techniques such as RLHF.

Evaluation: The proposed dataset in the paper is used exclusively for evaluation, benchmarking, or performance measurement.

Analysis: The proposed dataset in the paper is used primarily for analyzing trends, patterns, or characteristics rather than training or evaluation.

Knowledge Base: The proposed dataset in the paper serves as a knowledge base to augment models (e.g., through retrieval-augmented generation).

N/A: No practical usage of The proposed dataset in the paper is described or demonstrated in the paper.

### ### RESPONSE FORMAT

Return a JSON response in the following format:

```
{{ format }}
```

### ### RESPONSE

## B.5.2 Schema

### Schema for Task Utility

```
{
  "name": "utility_task_utility",
  "schema": {
    "type": "object",
    "properties": {
      "task_utility": {
        "type": "object",
        "description": "This metric identifies how the dataset is used within the machine learning pipeline. Understanding its utility helps clarify the dataset's purpose, relevance, and integration into model development or evaluation workflows.",
        "properties": {
          "Pre-Training": {
            "type": "object",
            "description": "The dataset is used exclusively for pre-training large models on general patterns, typically in an unsupervised or self-supervised manner.",
            "properties": {
              "is_applicable": {
                "type": "boolean",
                "description": "Set to true if the dataset is used for pre-training. If true, reference and reasoning must be provided."
              }
            }
          }
        }
      }
    }
  }
}
```

```

    },
    "reference": {
      "type": "string",
      "description": "Location in the paper where this usage
        is described (e.g., 'Section 2.1')."
    },
    "reasoning": {
      "type": "string",
      "description": "Justification from the paper
        explaining why the dataset is used for
        pre-training."
    }
  },
  "required": ["is_applicable", "reference", "reasoning"],
  "additionalProperties": false
},
"Training (From Scratch)": {
  "type": "object",
  "description": "The dataset is used to train a model from
    randomly initialized parameters (i.e., not
    pre-trained).",
  "properties": {
    "is_applicable": {
      "type": "boolean",
      "description": "Set to true if the dataset is used for
        training from scratch. If true, reference and
        reasoning must be provided."
    },
    "reference": {
      "type": "string",
      "description": "Location in the paper where this usage
        is described (e.g., 'Section 2.1')."
    },
    "reasoning": {
      "type": "string",
      "description": "Justification from the paper
        explaining why the dataset is used for training
        from scratch."
    }
  },
  "required": ["is_applicable", "reference", "reasoning"],
  "additionalProperties": false
},
"Post-Training (Supervised Fine-tuning)": {
  "type": "object",
  "description": "The dataset is used to fine-tune a
    pre-trained model using supervised learning methods.",
  "properties": {
    "is_applicable": {
      "type": "boolean",
      "description": "Set to true if the dataset is used for
        supervised fine-tuning. If true, reference and
        reasoning must be provided."
    },
    "reference": {
      "type": "string",
      "description": "Location in the paper where this usage
        is described (e.g., 'Section 3.1')."
    },
    "reasoning": {
      "type": "string",
      "description": "Justification from the paper
        explaining why the dataset is used for supervised
        fine-tuning."
    }
  },
  "required": ["is_applicable", "reference", "reasoning"],
  "additionalProperties": false
},
"Post-Training (RL-based Methods)": {
  "type": "object",
  "description": "The dataset is used for reinforcement
    learning post-training techniques such as RLHF.",
  "properties": {
    "is_applicable": {
      "type": "boolean",

```

```

        "description": "Set to true if the dataset is used in
        RL-based post-training. If true, reference and
        reasoning must be provided."
    },
    "reference": {
        "type": "string",
        "description": "Location in the paper where this usage
        is described (e.g., 'Section 3.3')."
    },
    "reasoning": {
        "type": "string",
        "description": "Justification from the paper
        explaining why the dataset is used in RL-based
        methods."
    }
},
"required": ["is_applicable", "reference", "reasoning"],
"additionalProperties": false
},
"Evaluation": {
    "type": "object",
    "description": "The dataset is used exclusively for
    evaluation, benchmarking, or performance measurement.",
    "properties": {
        "is_applicable": {
            "type": "boolean",
            "description": "Set to true if the dataset is used for
            evaluation. If true, reference and reasoning must
            be provided."
        },
        "reference": {
            "type": "string",
            "description": "Location in the paper where this usage
            is described (e.g., 'Section 4.1')."
        },
        "reasoning": {
            "type": "string",
            "description": "Justification from the paper
            explaining why the dataset is used for evaluation."
        }
    }
},
"required": ["is_applicable", "reference", "reasoning"],
"additionalProperties": false
},
"Analysis": {
    "type": "object",
    "description": "The dataset is used primarily for
    analyzing trends, patterns, or characteristics rather
    than training or evaluation.",
    "properties": {
        "is_applicable": {
            "type": "boolean",
            "description": "Set to true if the dataset is used for
            analysis. If true, reference and reasoning must be
            provided."
        },
        "reference": {
            "type": "string",
            "description": "Location in the paper where this usage
            is described (e.g., 'Section 5.1')."
        },
        "reasoning": {
            "type": "string",
            "description": "Justification from the paper
            explaining why the dataset is used for analysis."
        }
    }
},
"required": ["is_applicable", "reference", "reasoning"],
"additionalProperties": false
},
"Knowledge Base": {
    "type": "object",
    "description": "The dataset serves as a knowledge base to
    augment models (e.g., through retrieval-augmented
    generation).",
    "properties": {
        "is_applicable": {
            "type": "boolean",

```

```

        "description": "Set to true if the dataset is used as
        a knowledge base.
        If true, reference and reasoning must be provided."
    },
    "reference": {
        "type": "string",
        "description": "Location in the paper where this usage
        is described (e.g., 'Section 6.1')."
    },
    "reasoning": {
        "type": "string",
        "description": "Justification from the paper
        explaining why
        the dataset is considered a knowledge base."
    }
},
"required": ["is_applicable", "reference", "reasoning"],
"additionalProperties": false
},
"N/A": {
    "type": "object",
    "description": "No practical usage of the dataset is
    described or demonstrated in the paper.",
    "properties": {
        "is_applicable": {
            "type": "boolean",
            "description": "Set to true only if no other categories
            apply and there is no documented usage."
        },
        "reasoning": {
            "type": "string",
            "description": "Explanation justifying why no
            documented utility is found in the paper."
        }
    },
    "required": ["is_applicable", "reasoning"],
    "additionalProperties": false
}
},
"required": [
    "Pre-Training",
    "Training (From Scratch)",
    "Post-Training (Supervised Fine-tuning)",
    "Post-Training (RL-based Methods)",
    "Evaluation",
    "Analysis",
    "Knowledge Base",
    "N/A"
],
"additionalProperties": false
}
},
"required": ["task_utility"],
"additionalProperties": false
},
"strict": true
}

```

## B.6 Language Coverage

### B.6.1 Template

#### Metric Evaluation Template for Language Coverage

##### ### INSTRUCTION

Carefully evaluate the quality and characteristics of the **\*\*new datasets\*\*** introduced in the paper using the rubric provided below.

Please follow these rules:

- **\*\*Only assess new datasets\*\*** that are introduced by the authors. Do **\*\*not\*\*** evaluate any pre-existing datasets mentioned in the paper.

- Base your judgments **\*\*strictly on the content of the paper\*\***. Do **\*\*not\*\*** infer or speculate beyond what is explicitly stated.
- Use the rubric definitions to guide your labeling. Provide clear references and reasoning wherever applicable.

### PAPER  
 {{ paper\_text }}

### RUBRIC

Metric: Language Coverage

Description: This metric categorizes the linguistic scope of the dataset, indicating how many and which types of languages are included. This helps assess the dataset's applicability to multilingual or language-specific research. This metric allows multiple labels, except for 'Unknown Origin' and 'N/A', which must be used as single, exclusive labels. Each label indicates whether it applies to the dataset, with supporting evidence from the paper.

Options:

Multilingual: The proposed dataset in the paper contains entries with more than two human languages.

Bilingual: The proposed dataset in the paper contains entries with exactly two human languages.

Monolingual (English): The proposed dataset in the paper contains entries with only English content.

Monolingual (Non-English): The proposed dataset in the paper contains entries with exactly one language that is non-English.

Code / Programming Language: The proposed dataset in the paper contains entries with programming or structured code-related content (e.g., Python, HTML, SQL, bytecode).

Mathematical and Logical Notation: "The proposed dataset in the paper contains entries with mathematical or formal logical expressions or symbolic representations.

Biological and Non-Human Communication Systems: "The proposed dataset in the paper contains entries with biological sequences or non-human communication (e.g., DNA, animal signals, chemical signaling).

Constructed Language: The proposed dataset in the paper contains entries with fictional or artificially created languages such as Klingon or Esperanto.

Unknown: The proposed dataset in the paper contains entries with language(s) listed previously but the language(s) are not specified or documented.

N/A: The proposed dataset in the paper does not contain entries with any languages.

### RESPONSE FORMAT

Return a JSON response in the following format:

{{ format }}

### RESPONSE

## B.6.2 Schema

### Schema for Task Utility

```
{
  "name": "utility_lang",
  "schema": {
    "type": "object",
    "properties": {
      "lang": {
        "type": "object",
        "description": "This metric categorizes the linguistic scope of the proposed dataset in the paper, indicating how many and which types of languages are included.",

```

```

"properties": {
  "Multilingual": {
    "type": "object",
    "description": "The proposed dataset in the paper contains
entries with more than two human languages.",
    "properties": {
      "is_applicable": {
        "type": "boolean",
        "description": "Set to true if the description applies
to the dataset. If true, reference and reasoning
must be provided."
      },
      "reference": {
        "type": "string",
        "description": "Location in the paper where this is
stated (e.g., 'Section 2.1')."
      },
      "reasoning": {
        "type": "string",
        "description": "Explanation based on the paper content
justifying why the data is considered multilingual
along with the list of languages used."
      }
    },
    "required": ["is_applicable", "reference", "reasoning"],
    "additionalProperties": false
  },
  "Bilingual": {
    "type": "object",
    "description": "The proposed dataset in the paper contains
entries with exactly two human languages.",
    "properties": {
      "is_applicable": {
        "type": "boolean",
        "description": "Set to true if the description applies
to the dataset. If true, reference and reasoning
must be provided."
      },
      "reference": {
        "type": "string",
        "description": "Location in the paper where this is
stated (e.g., 'Section 2.2')."
      },
      "reasoning": {
        "type": "string",
        "description": "Explanation based on the paper content
justifying why the data is considered bilingual
and mention the two languages."
      }
    },
    "required": ["is_applicable", "reference", "reasoning"],
    "additionalProperties": false
  },
  "Monolingual (English)": {
    "type": "object",
    "description": "The proposed dataset in the paper contains
entries with only English content.",
    "properties": {
      "is_applicable": {
        "type": "boolean",
        "description": "Set to true if the description applies
to the dataset. If true, reference and reasoning
must be provided."
      },
      "reference": {
        "type": "string",
        "description": "Location in the paper where this is
stated (e.g., 'Section 3.1')."
      },
      "reasoning": {
        "type": "string",
        "description": "Explanation based on the paper content
justifying why the data is considered monolingual
(English)."
      }
    },
    "required": ["is_applicable", "reference", "reasoning"],
    "additionalProperties": false
  }
}

```

```

},
"Monolingual (Non-English)": {
  "type": "object",
  "description": "The proposed dataset in the paper contains
    entries with exactly one language that is
    non-English.",
  "properties": {
    "is_applicable": {
      "type": "boolean",
      "description": "Set to true if the description applies
        to the dataset. If true, reference and reasoning
        must be provided."
    },
    "reference": {
      "type": "string",
      "description": "Location in the paper where this is
        stated (e.g., 'Section 3.2')."
    },
    "reasoning": {
      "type": "string",
      "description": "Explanation based on the paper content
        justifying why the data is considered monolingual
        (non-English) and mention the language."
    }
  },
  "required": ["is_applicable", "reference", "reasoning"],
  "additionalProperties": false
},
"Code / Programming Language": {
  "type": "object",
  "description": "The proposed dataset in the paper contains
    entries with programming or structured code-related
    content (e.g., Python, HTML, SQL, bytecode).",
  "properties": {
    "is_applicable": {
      "type": "boolean",
      "description": "Set to true if the description applies
        to the dataset. If true, reference and reasoning
        must be provided."
    },
    "reference": {
      "type": "string",
      "description": "Location in the paper describing this
        content (e.g., 'Section 3.2')."
    },
    "reasoning": {
      "type": "string",
      "description": "Justification from the paper
        indicating that code or programming language is
        present along with their descriptions."
    }
  },
  "required": ["is_applicable", "reference", "reasoning"],
  "additionalProperties": false
},
"Mathematical and Logical Notation": {
  "type": "object",
  "description": "The proposed dataset in the paper contains
    entries with mathematical or formal logical
    expressions or symbolic representations.",
  "properties": {
    "is_applicable": {
      "type": "boolean",
      "description": "Set to true if the description
        applies. If true, reference and reasoning must be
        provided."
    },
    "reference": {
      "type": "string",
      "description": "Location in the paper describing this
        content (e.g., 'Section 2.4')."
    },
    "reasoning": {
      "type": "string",
      "description": "Justification from the paper
        indicating the presence of math or logic notation
        along with their descriptions."
    }
  }
}

```



```

    },
    "required": ["is_applicable", "reference", "reasoning"],
    "additionalProperties": false
  },
  "Biological and Non-Human Communication Systems": {
    "type": "object",
    "description": "The proposed dataset in the paper contains
    entries with biological sequences or non-human
    communication (e.g., DNA, animal signals, chemical
    signaling).",
    "properties": {
      "is_applicable": {
        "type": "boolean",
        "description": "Set to true if the description applies
        to the dataset. If true, reference and reasoning
        must be provided."
      },
      "reference": {
        "type": "string",
        "description": "Location in the paper describing this
        content (e.g., 'Section 5.1')."
      },
      "reasoning": {
        "type": "string",
        "description": "Justification from the paper
        explaining why biological or non-human
        communication data is included along with their
        descriptions."
      }
    },
    "required": ["is_applicable", "reference", "reasoning"],
    "additionalProperties": false
  },
  "Constructed Language": {
    "type": "object",
    "description": "The proposed dataset in the paper includes
    fictional or artificially created languages such as
    Klingon or Esperanto.",
    "properties": {
      "is_applicable": {
        "type": "boolean",
        "description": "Set to true if the description applies
        to the dataset. If true, reference and reasoning
        must be provided."
      },
      "reference": {
        "type": "string",
        "description": "Location in the paper describing this
        content (e.g., 'Section 6.2')."
      },
      "reasoning": {
        "type": "string",
        "description": "Justification from the paper
        indicating constructed languages are present along
        with their descriptions."
      }
    },
    "required": ["is_applicable", "reference", "reasoning"],
    "additionalProperties": false
  },
  "Unknown": {
    "type": "object",
    "description": "The entries of the proposed dataset in the
    paper contain some language(s) but they are not
    specified or documented.",
    "properties": {
      "is_applicable": {
        "type": "boolean",
        "description": "Set to true if the description applies
        to the dataset. If true, reference and reasoning
        must be provided."
      },
      "reference": {
        "type": "string",
        "description": "Location in the paper where this is
        stated (e.g., 'Section 3.2')."
      },
      "reasoning": {

```

```

        "type": "string",
        "description": "Explanation based on the paper content
                        justifying why the language of dataset is
                        considered unknown."
    },
    },
    "required": ["is_applicable", "reference", "reasoning"],
    "additionalProperties": false
},
"N/A": {
    "type": "object",
    "description": "The entries of the proposed dataset in the
                    paper does not contain any language.",
    "properties": {
        "is_applicable": {
            "type": "boolean",
            "description": "Set to true only if the dataset does
                            not contain any language."
        },
        "reasoning": {
            "type": "string",
            "description": "Explanation based on the paper content
                            justifying why the data does not contain any
                            language."
        }
    },
    "required": ["is_applicable", "reasoning"],
    "additionalProperties": false
}
},
"required": [
    "Multilingual",
    "Bilingual",
    "Monolingual (English)",
    "Monolingual (Non-English)",
    "Code / Programming Language",
    "Mathematical and Logical Notation",
    "Biological and Non-Human Communication Systems",
    "Constructed Language",
    "Unknown",
    "N/A"
],
"additionalProperties": false
},
"required": ["lang"],
"additionalProperties": false
},
"strict": true
}

```

## B.7 Reproducibility

### B.7.1 Template

#### Metric Evaluation Template for Reproducibility

##### ### INSTRUCTION

Carefully evaluate the quality and characteristics of the **\*\*new datasets\*\*** introduced in the paper using the rubric provided below.

Please follow these rules:

- **\*\*Only assess new datasets\*\*** that are introduced by the authors. Do **\*\*not\*\*** evaluate any pre-existing datasets mentioned in the paper.
- Base your judgments **\*\*strictly on the content of the paper\*\***. Do **\*\*not\*\*** infer or speculate beyond what is explicitly stated.
- Use the rubric definitions to guide your labeling. Provide clear references and reasoning wherever applicable.

```
### PAPER
{{ paper_text }}
```

### ### RUBRIC

Metric: Reproducibility

Description: This metric pertains to whether the code used for constructing the dataset is made publicly available or not for reproducibility and evaluates the transparency and completeness of the dataset creation documentation, which is crucial for reproducibility, ethical assessment, and downstream usability.

### ### RESPONSE FORMAT

Return a JSON response in the following format:

```
{{ format }}
```

### ### RESPONSE

## B.7.2 Schema

### Schema for Code Provided

```
{
  "name": "utility_reproducibility",
  "schema": {
    "type": "object",
    "properties": {
      "reproducibility": {
        "type": "object",
        "description": "This metric pertains to whether the code used for constructing the dataset is made publicly available or not for reproducibility and evaluates the transparency and completeness of the dataset creation documentation, which is crucial for reproducibility, ethical assessment, and downstream usability.",
        "properties": {
          "code": {
            "type": "object",
            "description": "Identifies whether the paper includes a link to the code associated with the dataset.",
            "properties": {
              "Has Code": {
                "type": "boolean",
                "description": "Set to true if all code related to data collection, preprocessing, and generation is publicly available in an accessible repository (e.g., GitHub).",
              },
              "reference": {
                "type": "string",
                "description": "The location in the paper where the code is described (e.g., 'Section 4.1').",
              },
              "reasoning": {
                "type": "string",
                "description": "Justification based on the paper content explaining why the code is said to be available or not in the paper."
              }
            },
            "required": ["Has Code", "reference", "reasoning"],
            "additionalProperties": false
          },
          "documentation": {
```

```

        "type": "object",
        "description": "Determines whether the paper
            provides documentation on the dataset
            creation process.",
        "properties": {
            "Has Documentation": {
                "type": "boolean",
                "description": "Set to true if the
                    dataset creation process is
                    documented in the paper."
            },
            "reference": {
                "type": "string",
                "description": "Where in the paper the
                    process is described (e.g.,
                    'Section 4.1')."
            },
            "reasoning": {
                "type": "string",
                "description": "Justification based on
                    paper content for the
                    documentation status."
            }
        },
        "required": ["Has Documentation", "reference",
            "reasoning"],
        "additionalProperties": false
    },
    "required": ["code", "documentation"],
    "additionalProperties": false
},
"required": ["reproducibility"],
"additionalProperties": false
},
"strict": true
}

```

## C Benchmark Filtering Template

### Benchmark Filtering Template

#### ### TASK

Given the title and abstract of a paper, determine whether the paper introduces a new dataset. Respond with "true" if the paper introduces a new dataset; otherwise, respond with "false".

#### ### INPUT

Title:

{{ title }}

Abstract:

{{ abstract }}

#### ### OUTPUT FORMAT

Return a JSON response in the following format:

```

{{
  "explanation": "Very short explanation why the answer is true or false",
  "answer": "Final boolean answer between true or false"
}}

```

#### ### RESPONSE