

# ESGenius: Benchmarking LLMs on Environmental, Social, and Governance (ESG) and Sustainability Knowledge

Chaoyue He<sup>1</sup> Xin Zhou<sup>1</sup> \* Yi Wu<sup>1</sup> Xinjia Yu<sup>1</sup> Yan Zhang<sup>1</sup> Lei Zhang<sup>1</sup> Di Wang<sup>1</sup>  
Shengfei Lyu<sup>1</sup> Hong Xu<sup>1</sup> Xiaoqiao Wang<sup>2</sup> Wei Liu<sup>2</sup> Chunyan Miao<sup>1</sup>

<sup>1</sup>Alibaba-NTU Global e-Sustainability CorpLab (ANGEL), Singapore; <sup>2</sup>Alibaba Group, China  
{cyhe, xin.zhou, xinjia.yu, zhang.yan, wangdi, shengfei.lyu, xuhong, ascymiao}@ntu.edu.sg  
{wuyi0614, leizhanzzl.1103}@gmail.com {nerissa.wxq, weiliu.liuwei}@alibaba-inc.com

GitHub: <https://github.com/ANGEL-NTU/ESGenius>

Web Portal: <https://angel-ntu.github.io/ESGenius>

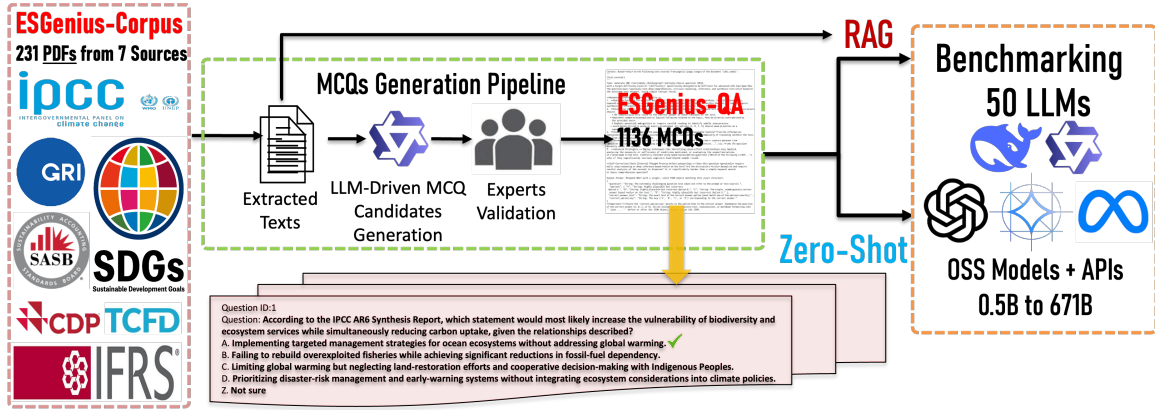


Figure 1: The **ESGenius** pipeline for benchmark creation and model evaluation. The process begins with the **ESGenius-Corpus**, a curated collection of 231 authoritative PDFs from 7 key ESG sources. Text is extracted from these documents and used in an LLM-driven pipeline to generate candidate MCQs. These questions then undergo rigorous validation by domain experts to produce the final **ESGenius-QA** dataset, which contains 1136 high-quality MCQs (An example question is shown above). Finally, this dataset is used to benchmark 50 different LLMs from 5 renowned families, with sizes ranging from 0.5B to 671B parameters, via open-source models (OSS) or proprietary APIs. The evaluation is performed in two settings: a **zero-shot** setup to test the models’ inherent ESG knowledge and a **RAG** setup to assess their ability to synthesize information from the source documents.

## Abstract

We introduce **ESGenius**, a comprehensive benchmark for evaluating and enhancing the proficiency of Large Language Models (LLMs) in Environmental, Social, and Governance (ESG) and sustainability-focused question answering. **ESGenius** comprises two key components: (i) **ESGenius-QA**, a collection of **1,136** Multiple-Choice Questions (MCQs) generated by LLMs and rigorously validated by domain experts, covering a broad range of ESG pillars and sustainability topics. Each question is systematically linked to its corresponding source text, enabling transparent evaluation and supporting Retrieval-Augmented Generation (RAG) methods; and (ii) **ESGenius-Corpus**, a meticulously curated repository of **231** foundational frameworks, standards, reports, and recommendation documents from **7** authoritative sources. Moreover, to fully as-

sess the capabilities and adaptation potential of LLMs, we implement a rigorous two-stage evaluation protocol—**Zero-Shot** and **RAG**. Extensive experiments across **50** LLMs (0.5B to 671B) demonstrate that state-of-the-art models achieve only moderate performance in zero-shot settings, with accuracies around 55–70%, highlighting a significant knowledge gap for LLMs in this specialized, interdisciplinary domain. However, models employing RAG demonstrate significant performance improvements, particularly for smaller models. For example, DeepSeek-R1-Distill-Qwen-14B improves from 63.82% (zero-shot) to 80.46% with RAG. These results demonstrate the necessity of grounding responses in authoritative sources for enhanced ESG understanding. To the best of our knowledge, ESGenius is the first comprehensive QA benchmark designed to rigorously evaluate LLMs on ESG and sustainability knowledge, providing a critical tool to advance trustworthy AI in this vital domain.

\*Corresponding author

# 1 Introduction

Environmental, Social, and Governance (ESG) knowledge encompasses a vast domain of sustainability and corporate responsibility information that Large Language Models (LLMs) must effectively process to serve emerging business needs (Zhou et al., 2024; Singh et al., 2025; Ong et al., 2025; Zou et al., 2025; Zhang et al., 2024; Yu et al., 2025). This field spans critical areas from climate change and emissions tracking (IPCC, 2023) to workplace safety and human rights (Global Reporting Initiative, 2023). Such knowledge is codified in technical frameworks and standards—major ones including GRI (Initiative, 2023), SASB (Board, 2023), TCFD (Board, 2017), ISSB (International Sustainability Standards Board, 2023), and CDP (CDP Worldwide, 2023)—all of which are constantly evolving.

While LLMs show promise in processing complex ESG documents and providing relevant answers to user queries, their capabilities in this interdisciplinary domain remain *largely unevaluated*. Considering the high stakes involved, where incor-

rect responses about ESG requirements or metrics could lead to serious compliance violations or misguided sustainability initiatives, this assessment gap is particularly problematic. However, there is **currently no comprehensive question-answering (QA) benchmark specifically designed to evaluate how well LLMs understand and reason about ESG concepts**. Existing QA benchmarks either omit ESG topics entirely or address them only superficially. This gap leaves researchers and practitioners without a reliable way to measure and improve LLMs’ ESG knowledge comprehension and question-answering abilities.

To close this gap, we present **ESGenius**, a curated benchmark that targets Multiple-Choice Questions (MCQs) answering as the core evaluation task for ESG and sustainability knowledge (Figure 1). Our contributions are fourfold: (1) **ESGenius** benchmark: A comprehensive evaluation framework comprising two integrated components: (i) **ESGenius-QA**, a collection of 1,136 MCQs across various ESG pillars and sustainability top-

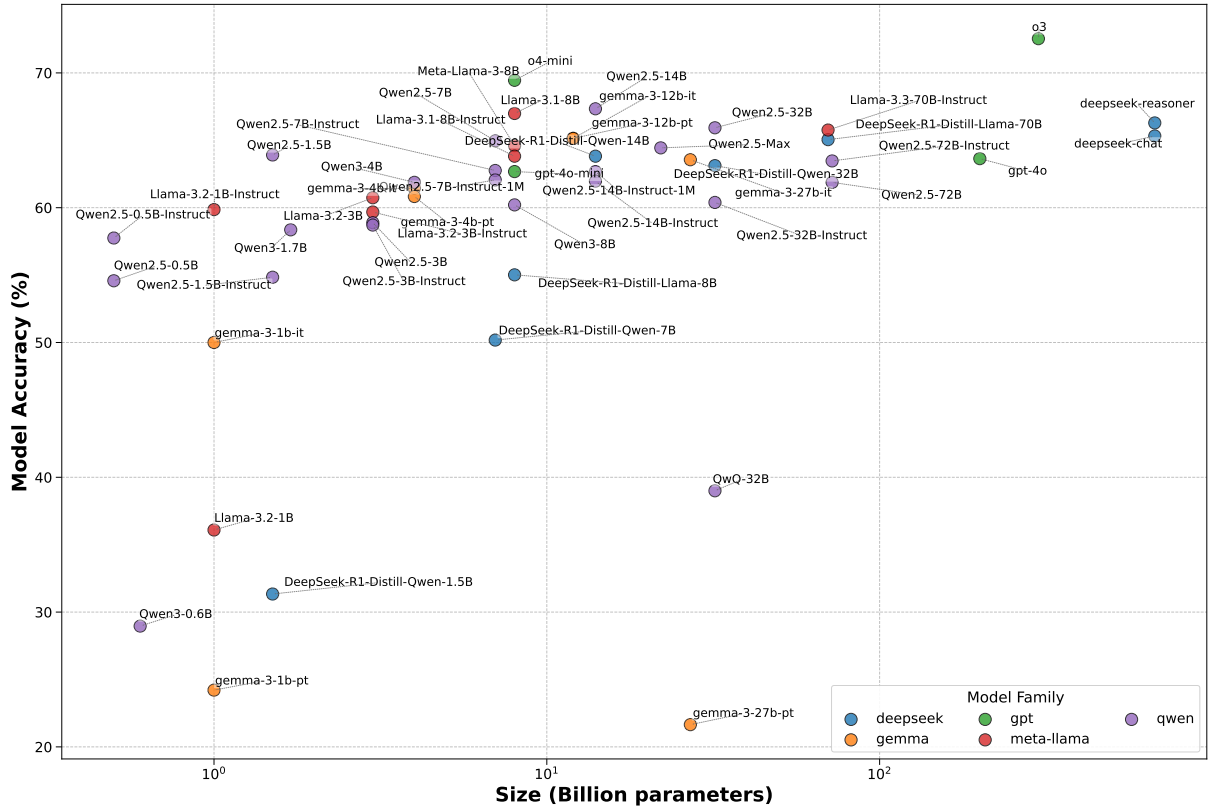


Figure 2: Relationship between model size and zero-shot accuracy across 50 LLMs evaluated on the ESGenius benchmark. Model sizes are plotted on a  $\log_{10}$  scale (in billions of parameters), with accuracy shown as percentages. There is a moderate positive correlation between model size and performance, suggesting larger models generally perform better. Dot colors denote five model families (DeepSeek, Gemma, GPT, Meta-Llama, Qwen). For proprietary API models, parameter counts are based on industry estimates (See Table 2 for details).

ics, generated using state-of-the-art (SOTA) LLM approaches and validated by domain experts. Each question is explicitly mapped to supporting evidence from authoritative source texts, enabling transparent evaluation and facilitating RAG applications; and (ii) **ESGenius-Corpus**, a collection of 231 ESG documents and frameworks enabling efficient knowledge retrieval from 7 major authoritative sources. (2) **Evaluation Protocol**: We implement a comprehensive two-stage evaluation protocol consisting of zero-shot testing and RAG to systematically assess LLM capabilities. This assessment framework provides valuable insights into the current limitations and future potential of LLMs in understanding ESG. (3) **Evaluation Analysis**: Testing across a diverse set of 50 LLMs (0.5B to 671B) reveals significant performance gaps in zero-shot settings, with most models achieving 55–70% accuracy and the best model (o3) achieving a top score of 72.54%, as shown in Figure 2. However, models demonstrate substantial potential for improvement through RAG approaches, with DeepSeek-R1-Distill-Qwen-14B improving from 63.82% (zero-shot) to 80.46%. (4) **Open Source Initiative**: To foster community engagement and collaborative advancement, we have made our complete benchmark suite publicly available at <https://github.com/ANGEL-NTU/ESGenius>. This includes comprehensive documentation, evaluation code, model implementations, and the full ESGenius dataset. We also maintain an interactive web portal at <https://angel-ntu.github.io/ESGenius> featuring a real-time leaderboard and detailed performance visualizations through heatmap and one of its cells (Figures 9 and 10), enabling researchers to track progress and identify areas for improvement in ESG-focused language models.

The remainder of this paper is organized as follows: §2 surveys prior efforts on ESG knowledge resources, question-answering benchmarks, and retrieval-augmented generation; §3 details the construction of the **ESGenius** benchmark, describing both the **ESGenius-QA** dataset and the **ESGenius-Corpus**; §4 outlines our experimental protocols—including zero-shot and RAG settings—and presents a comprehensive evaluation of 50 LLMs; §5 concludes the paper and highlights directions for subsequent research; §6 discusses the limitations of our benchmark, while §7 reflects on ethical considerations.

## 2 Related Work

Prior work at the intersection of LLMs and ESG has spanned diverse strands of research, from building domain-specific corpora and ontologies to designing evaluation benchmarks and retrieval-augmented generation methods. In this section, we review relevant literature across three key areas: (i) *ESG and sustainability knowledge resources*, which provide the taxonomies, corpora, and specialized models needed to capture domain-specific terminology; (ii) *QA and evaluation benchmarks*, which illustrate how standardized datasets have driven progress in measuring factual knowledge, reasoning, and domain expertise, while also exposing the absence of ESG-focused QA benchmarks; and (iii) *RAG and knowledge grounding*, which highlight how retrieval mechanisms enhance interpretability and factual accuracy in specialized domains such as finance and climate science.

### 2.1 ESG & Sustainability Knowledge Resources

ESG data have traditionally been guided by voluntary reporting frameworks such as the Global Reporting Initiative (GRI) and the Sustainability Accounting Standards Board (SASB). These frameworks define taxonomies of ESG topics (e.g., emissions, labor practices, board governance) and indicators, but the unstructured text in corporate sustainability reports poses significant challenges for computational use. To impose structure, researchers have proposed ontologies and knowledge bases for ESG. For instance, Zhou and Perzylo (2023) introduced *OntoSustain*, aligning GRI and EU standards (ESRS) to capture key sustainability indicators, though broad coverage and automated population remain difficult.

Several ESG-focused text corpora have emerged to support NLP research in this domain. One recent example is *SusGen-3K*, a dataset of 30k instances spanning multiple financial NLP tasks (e.g., sentiment, Q&A) and an ESG report generation task (Wu et al., 2025). Meanwhile, Chang et al. (2024) built a benchmark of more than 8,000 labeled sentences from more than 14,000 corporate sustainability reports covering 36 ESG topics for topic and quality classification. Other datasets focus on more specific areas, such as the benchmark from Beck et al. (2025) for extracting greenhouse gas emissions, or on non-English languages, like the ESG-Kor dataset for information extraction

in Korean (Lee et al., 2024). These datasets remain relatively restricted, especially compared to general-domain corpora, and focus primarily on classification or generation tasks rather than MCQs question answering, thus motivating the need for broader coverage like **ESGenius**.

Prior NLP work on sustainability texts has largely centered around information extraction and text classification, evolving from early methods that relied on topic models or lexicon-based approaches (Raghupathi et al., 2020) but often fell short in capturing nuanced ESG terminology. More recent efforts leverage LLMs, either by developing specialized models or by applying general models in sophisticated pipelines. In the former category, researchers have introduced domain-specific models like *ClimateBERT*, which continued BERT’s pre-training on 1.6M climate-related paragraphs for more effective risk disclosure classification (Webersinke et al., 2021), and *E-BERT*, a set of models designed to optimize ESG reporting (Zhang et al., 2025eb). In the latter category, approaches like *ChatReport* use GPT-based summarization and semantic search to assess a company’s report against TCFD recommendations (Ni et al., 2023), while others have employed GPT-based pipelines to extract triples (*company*, *action*, *ESG issue*) and populate knowledge graphs from sustainability disclosures (Bronzini et al., 2024). Collectively, these advanced approaches illustrate the promise of LLMs for ESG tasks but also highlight the need for standardized benchmarks for a thorough evaluation.

## 2.2 QA & Evaluation Benchmarks

Question answering (QA) benchmarks have driven many NLP advancements over the past decade, starting with the TREC QA tracks (Voorhees et al., 1999) and continuing through datasets like *SQuAD* (Rajpurkar et al., 2016). While these resources predominantly test general factual or reading comprehension, specialized QA datasets have emerged to measure higher-level reasoning and domain expertise. For example, *OpenBookQA* (Mihaylov et al., 2018) challenged models to combine a small “open book” of scientific facts with common sense, while *BoolQ* (Clark et al., 2019) featured yes/no queries requiring nuanced text understanding. Datasets such as *DROP* (Dua et al., 2019) emphasize discrete reasoning skills, involving counting or arithmetic over paragraphs.

Further expansions have produced large-scale evaluation suites such as *MMLU* (Massive Multi-

task Language Understanding) (Hendrycks et al., 2020) and *MMMU* (Massive Multi-Discipline Multimodal Understanding) (Yue et al., 2024), which cover dozens of subjects at the college-exam level, along with domain-specific benchmarks like *PubMedQA* (Jin et al., 2019) for biomedical research, *JEC-QA* (Zhong et al., 2020) for legal question answering, and *FinanceBench* (Islam et al., 2023) for finance. Yet despite these advances, there is still a notable lack of QA benchmarks dedicated to ESG and sustainability. To address this gap, **ESGenius** introduces a large collection of expert-validated MCQs spanning environmental, social, and governance topics. Drawing from authoritative frameworks (e.g., IPCC, GRI, SASB), **ESGenius** provides a high-stakes, real-world testbed tailored to ESG.

## 2.3 RAG and Knowledge Grounding

When tackling specialized or dynamically updated domains, RAG has emerged as a powerful method for accurate and interpretable QA. Lewis et al. (2020) introduced *RAG*, an approach that combines a parametric language model with a non-parametric memory of documents. This approach improved performance on knowledge-intensive QA tasks relative to purely parametric models, as it allows the LLM to ground responses in retrieved evidence.

Other retrieval-generation frameworks such as *GraphRAG* (Edge et al., 2024), *Fusion-in-Decoder* (Izacard and Grave, 2021) and *REALM* (Gua et al., 2020) illustrated diverse strategies for fetching relevant text chunks to guide the model’s reasoning. Recently, these methods have been applied to high-stakes sectors including finance and climate science. For instance, Vaghefi et al. (2023) integrated GPT-4 with a 3,000-page IPCC report to answer climate change questions more accurately. Similarly, Ni et al. (2023) used semantic search to retrieve TCFD-related segments from a company’s sustainability report, prompting an LLM to summarize potential climate risks. This grounding is critical in ESG contexts, where traceability and authoritative references are essential.

## 3 The ESGenius Benchmark

Developing reliable AI tools for the complex ESG and sustainability domain requires high-quality, domain-specific data. Our **ESGenius** benchmark provides a comprehensive foundation to evaluate and enhance LLMs in this context, drawing from

globally recognized standards and authoritative sources. As illustrated in Figure 1, the benchmark is built through a structured pipeline where ESG-related documents are digitized, LLMs generate candidate MCQs, and domain experts validate them to form **ESGenius-QA**, while the underlying source materials are systematically curated into the **ESGenius-Corpus**. Together, these two interconnected components ensure explicit linkages between questions and textual evidence, enabling transparent evaluation of ESG knowledge and supporting RAG methods. The detailed coverage of sources and statistics is presented in Appendix D.

### 3.1 ESGenius-QA

**QA Generation and Validation Principles.** The **ESGenius-QA** dataset comprises 1,136 carefully curated MCQs with ground truth answers, validated by ESG domain experts. The questions systematically cover essential ESG topics across three core pillars including but not limited to: (i) **Environmental**: Climate change mitigation and adaptation, comprehensive carbon accounting (Scope 1, 2, 3 emissions), energy efficiency, water resource management, biodiversity conservation, waste reduction, and pollution control, etc; (ii) **Social**: Labor practices and standards, human rights protection, diversity and inclusion initiatives, workplace health and safety, community engagement and impact assessment, data privacy and protection, etc; (iii) **Governance**: Board structure and independence, executive compensation frameworks, business ethics and compliance, shareholder rights and engagement, enterprise risk management, and regulatory adherence, etc. The dataset is generated through our specialized pipeline (Appendix A.1) and undergoes rigorous validation by domain experts to ensure accuracy and relevance (§3.1).

**Descriptions.** The **ESGenius-QA** dataset is structured to reflect the complexity and diversity of real-world ESG assessments through a standardized multiple-choice format. Each question contains four options (A-D) with a single correct answer, plus a dedicated “Not sure” option (Z) to capture model uncertainty. This design enables systematic evaluation of both performance and confidence. The dataset carefully balances conciseness with domain-specific precision. Questions and options employ precise ESG terminology while maintaining clarity and focus. Contextual prompts are provided where necessary for essential background.

The specialized lexicon throughout authentically represents real-world ESG assessment scenarios. Table 1 presents a detailed token-level analysis of questions, options, and source text. Key terminology distributions are visualized through word clouds for questions (Figure 4), answer options (Figure 5) and the source text (Figure 6).

**Corpus-Question Mapping.** Each question in **ESGenius-QA** is precisely mapped to relevant page(s) and text passages within the 7 authoritative source documents (GRI, SASB, IPCC, etc.) containing the information required for correct answers. ESG domain experts meticulously validate these mappings, ensuring both accuracy and relevance. This explicit linking between questions and their supporting evidence in source texts enables effective RAG approaches.

**QA Quality Control.** To ensure the highest quality of questions and answers, we employ a multi-stage validation process (Appendix A.1). While Qwen-max-2025-01-25 was used in the initial phase to generate candidate QA pairs, the final benchmark was **entirely curated by human experts**: six independent reviewers with an average of five years’ experience in sustainability or NLP double-validated every question-answer pair, supported by three consulting industry experts with over ten years of relevant experience. Validators confirmed factual correctness against authoritative sources, clarity and unambiguity, plausibility yet incorrectness of distractors, and adequate context. Any question failing these criteria was refined or discarded, yielding a rejection rate of about 25% (1,136 of 1,519 MCQs retained). Importantly, Qwen-max-2025-01-25 was later evaluated only through its **official API** in a **fully isolated session**, ensuring no overlap or leakage between construction and evaluation. This expert-in-the-loop curation decisively eliminates circular dependency, and, consistent with standard practices in high-impact benchmarks, our method combines LLM-assisted generation with expert oversight to balance scale, quality, and domain relevance, while remaining open to validated alternatives to further reduce bias.

### 3.2 ESGenius-Corpus

The **ESGenius-Corpus** underpins every evaluation in this work, unifying authoritative frameworks, corporate questionnaires, and peer-reviewed scientific assessments that span the full breadth of environmental, social, and governance (ESG) concerns.

A quantitative snapshot of the collection appears in Table 3 for IPCC climate-change assessments, Table 4 for the GRI Standards, Tables 5 and 6 for SASB’s standards, Tables 7 and 8 for IFRS/ISSB guidance, Table 9 for TCFD materials, Table 10 for CDP questionnaires, and Table 11 for the UN Sustainable Development Goals (SDGs). These statistics confirm (i) broad topical coverage across all three ESG pillars, (ii) deep sector-level granularity via GRI and SASB industry standards, and (iii) an expanding climate-finance focus through IFRS-ISSB, TCFD, and CDP additions.

**Sourcing and Collection.** The corpus integrates sources along three tiers: (1) *Core reporting standards* include the Global Reporting Initiative (GRI) Standards (Initiative, 2023), Sustainability Accounting Standards Board (SASB) Standards (Board, 2023), and International Sustainability Standards Board (IFRS-ISSB) Standards (International Sustainability Standards Board, 2023); (2) *Specialized reports and frameworks* extend coverage with IPCC Assessment Reports (IPCC, 2023), TCFD Guidelines (Board, 2017), and CDP questionnaires (CDP Worldwide, 2023); and (3) *Overarching global targets* are provided by the UN SDGs (United Nations, 2015).

**Extensibility.** The architecture of the ESGenius-Corpus is deliberately modular, enabling the rapid integration of new materials such as emerging regulations (e.g., EU CSRD, ISSB updates), sector-specific guidance (e.g., sustainable finance taxonomies), country-level policies, corporate ESG and sustainability reports, and certification frameworks (e.g., LEED for sustainable buildings). This forward-looking design ensures that the benchmark can evolve in step with the shifting ESG landscape, safeguarding its long-term relevance and maintaining ESGenius as a reliable yardstick for tracking LLM progress in sustainability understanding.

**Copyrights and Privacy Handling.** The ESGenius-Corpus comprises publicly available documents and open-access materials. For proprietary standards and frameworks (e.g., GRI, SASB, CDP), we provide references to their official source locations, allowing users to access them directly, with only brief excerpts referenced for academic purposes. The corpus documentation explicitly lists included sources and provides detailed guidance on accessing external materials, ensuring reproducible research while adhering to

intellectual property rights. To protect privacy, the corpus excludes all personal and sensitive information through a rigorous manual auditing process, conducted alongside the source mapping step (§3.1) and the quality control stage for dataset curation (§3.1).

## 4 Experiments and Results

Through ESGenius, we benchmark 50 LLMs spanning open-source checkpoints—DeepSeek (Guo et al., 2025), Meta-Llama 3 (Grattafiori et al., 2024), Google Gemma 3 (Team et al., 2025), and Alibaba Qwen 2.5/3 (Yang et al., 2024, 2025) from Hugging Face (Hugging Face, 2024) and Transformers library (Wolf et al., 2020)—as well as proprietary APIs (GPT, DeepSeek, Qwen). All experiments run on a DGX node (4 × 80 GB A100 GPUs) with fixed random seeds (SEED=42) for reproducibility. Our evaluation suite comprises two progressively stronger settings: (1) **Zero-Shot Prompting** (§4.1.1), which probes the intrinsic ESG knowledge encoded during generic pre-training, and (2) **Long-Context RAG** (§4.1.2), a RAG baseline that prepends relevant evidence to each prompt as long context. The RAG experiments are conducted on 43 open-source models.

For each model-setting combination, we compute exact-match accuracy on single-answer questions. Because LLMs often generate raw outputs that may not directly match the required format, we apply response validation to ensure valid multiple-choice answers (Appendix A.2). The results are presented as a comprehensive leaderboard (Appendix C, Table 2) for both zero-shot and RAG settings. To complement these results, we also include a ranking bar plot in Figure 3, providing a clearer visualization of LLM performance under the zero-shot setup.

### 4.1 Evaluation Protocols

To rigorously assess model performance on ESGenius, we design two complementary evaluation protocols. The first, **Zero-Shot Prompting**, measures how well models can answer ESG-related questions without external assistance, reflecting their intrinsic knowledge and reasoning ability. The second, **Long-Context RAG**, evaluates models in a retrieval-augmented setting by providing each question with its corresponding evidence passage from the ESGenius-Corpus. Together, these protocols enable a transparent comparison between raw

model capabilities and knowledge-grounded reasoning, thereby establishing fair and reproducible baselines for future research.

#### 4.1.1 Zero-Shot Prompting

**Inference Protocol.** Each model is provided the zero-shot prompt template (Appendix B.1) and an zero-shot question example is shown in Appendix A.3.1. Response generation employs greedy decoding (temperature=0, top\_p=1, top\_k=0), with a maximum sequence length of 1024 tokens.

**Implementation.** Models are evaluated in half precision (FP16) using standard batched inference on GPUs. Results are logged incrementally with error handling to ensure robustness.

#### 4.1.2 Long-Context RAG

**Retrieval Protocol.** For each question, the pre-linked source passage from **ESGenius-QA** is retrieved from the ESG knowledge corpus. This passage is prepended to the prompt template (Appendix B.2), and an illustrative example is provided in Appendix A.3.2. This simple but effective retrieval ensures that models consistently access relevant domain knowledge during inference.

**Implementation.** The evaluation pipeline mirrors the zero-shot setup, with the key difference being the augmented prompts. Context is injected by prepending the retrieved passage to each question prompt before feeding it to the model, using the same decoding parameters (temperature=0, top\_p=1) and evaluation metrics. Notably, even this straightforward lexical-matching long-context RAG method yielded measurable performance gains, underscoring the benchmark’s utility. While more sophisticated retrieval-augmented generation techniques could further improve performance, **our aim was to establish a transparent, fair, and reproducible RAG baseline.**

### 4.2 Main Results

Drawing from the experimental results presented in Table 2, we highlight **three** key findings and provide detailed analysis from various perspectives subsequently.

#### 4.2.1 Key Findings

(1) **ESG Concept Understanding Remains Challenging for Current LLMs.** Our evaluation reveals that the top-performing zero-shot model, o3, attained an accuracy of 0.7254, whereas the majority of other models scored approximately 0.65.

This performance level is notably comparable to, or lower than, that observed in benchmarks from other domains (Guha et al., 2023), underscoring the challenges current LLMs face in accurately comprehending and reasoning about complex ESG concepts. Further details are provided in §4.2.2.

(2) **Domain-Specific RAG Allows Smaller Models to Outperform Larger Zero-Shot Counterparts.** Performance evaluation demonstrates that applying RAG significantly enhances the capabilities of smaller models on ESG question answering. For example, the accuracy of Qwen3-4B increased from 0.6188 (zero-shot) to 0.7905 (RAG). Similarly, Qwen2.5-1.5B rose from 0.5484 (zero-shot) to 0.6972 (RAG). These improvements demonstrate that targeted retrieval is more effective than raw model scale for complex domain-specific knowledge. More details are described in §4.2.3.

(3) **Reasoning Capabilities Enhance LLM Performance on ESG Understanding.** Models augmented with explicit reasoning capabilities demonstrate enhanced performance on ESG tasks compared to non-reasoning models of comparable scale. For instance, the reasoning variant of o3 attained an accuracy of 0.7254, exceeding the scores of similarly sized models without such enhancements (Figure 2). This underscores the significant benefit derived from incorporating reasoning-focused mechanisms into LLMs for specialized domains. More details in §4.2.4.

#### 4.2.2 Challenging Nature of ESGenius

Our comprehensive evaluation, detailed in Table 2, reveals that the ESGenius-QA dataset is highly challenging for a broad range of contemporary LLMs. This includes proprietary APIs such as GPT-4o (zero-shot: 0.6364), DeepSeek-R1 (zero-shot: 0.6629), DeepSeek-V3 (zero-shot: 0.6532), and Qwen2.5-Max (zero-shot: 0.6444), as well as leading open-source families like Meta Llama (e.g., Meta-Llama-3-8B zero-shot: 0.6461), Google Gemma (e.g., Gemma-3-12B-Instruct zero-shot: 0.6514, Qwen2.5-14B zero-shot: 0.6734). The best zero-shot performance in the table is 0.7254 from the proprietary o3 model, while the highest RAG-enhanced score is 0.8336 with the open-source Gemma-3-27B-Instruct model. This gap underscores both the discriminative nature of ESGenius and the benchmark’s heightened ESG reasoning demands.

### 4.2.3 RAG Performance

Integrating ESG-specific knowledge through long-context RAG frequently yields substantial performance gains over zero-shot capabilities. For instance, the DeepSeek-R1-Distill-Qwen series demonstrates significant improvements across model sizes: the 1.5B model improves by 37.36% (0.3134 to 0.4305), the 7B model by 29.63% (0.5018 to 0.6505), and the 14B model by 26.07% (0.6382 to 0.8046). Other notable examples include Gemma-3-27B, which achieves a remarkable 141.57% improvement (0.2165 to 0.5229), and QwQ-32B with a substantial 95.23% increase (0.3900 to 0.7614). Similarly, Qwen3-4B improves by 27.75% (0.6188 to 0.7905), and the Qwen2.5-1.5B-Instruct model increases by 27.13% (0.5484 to 0.6972). However, RAG does not universally enhance performance. Some models actually perform worse under the RAG configuration in this study—notably, Qwen2.5-0.5B shows a slight decline of 1.14% (0.5458 to 0.5396), while its instruction-tuned counterpart experiences a more significant 7.48% decrease (0.5775 to 0.5343). These results suggest that for some smaller architectures, additional context may function as noise or exceed their ability to leverage long sequences effectively. Overall, the effectiveness of RAG appears strongly dependent on model architecture and intrinsic capacity, yet it often allows many smaller models to outperform the zero-shot performance of much larger ones.

### 4.2.4 Reasoning Models Analysis

Table 2 flags “Reasoning Focus” (Rea: Yes) models. Those explicitly oriented or fine-tuned for reasoning, such as DeepSeek-R1-Distill-Qwen and DeepSeek-R1-Distill-Llama (Open Source) and proprietary offerings like o3 (300B, Rea: Yes, zero-shot: 0.7254) or o4-mini (3B, Rea: Yes, zero-shot: 0.6945), frequently excel in zero-shot mode. For example, the reasoning-oriented DeepSeek-R1-Distill-Qwen series shows strong RAG performance and gains (14B model: 0.8046, 1.5B model improves by 37.36%), while QwQ-32B (Rea: Yes) also achieves a 95.23% improvement under RAG. Comparisons with non-reasoning peers reinforce this pattern. For instance, o4-mini (3B, Rea: Yes) reaches 0.6945 zero-shot, well above non-reasoning 3B models such as Llama-3.2-3B (zero-shot: 0.6074) or Qwen2.5-3B (zero-shot: 0.5889). These observations suggest that training or architectural choices emphasizing reasoning bol-

ster ESG question-answering, especially for multi-step logical tasks.

### 4.2.5 Instruct-Tuned Models Analysis

Our analysis of instruction-tuned models (marked “I-T: Yes” in Table 2) reveals varied performance in zero-shot settings. Several models demonstrate clear benefits from instruction tuning: Google’s Gemma-3-1B improves substantially from 0.2421 to 0.5000, while Gemma-3-27B shows an even more dramatic increase from 0.2165 to 0.6356. Similar positive trends appear in Alibaba’s Qwen2.5-0.5B (0.5458 to 0.5775) and Meta’s Llama-3.2-1B (0.3609 to 0.5986). However, instruction tuning can also lead to performance degradation in some cases: Meta-Llama-3.1-8B declines from 0.6699 to 0.6382, Qwen2.5-1.5B drops from 0.6391 to 0.5484, and Qwen2.5-14B decreases from 0.6734 to 0.6197. The impact of instruction tuning becomes particularly interesting when combined with RAG. In this context, instruction-tuned models frequently demonstrate superior improvement margins compared to their standard counterparts. For instance, the instruction-tuned version of Gemma-3-12B achieves 0.8380 (28.64% improvement) while its non-instruction-tuned variant reaches only 0.6857 (5.26% improvement). Similarly, the instruction-tuned Llama-3.1-8B attains 0.7993 (25.24% improvement) compared to the standard model’s 0.7650 (14.20% improvement).

### 4.2.6 Error Analysis

Sorting the heatmap (§4.2.8) columns by failure rate exposes a long tail of adversarial-grade questions that no model answered correctly. Appendix C.1 reproduces three such zero-accuracy cases: Question 432 from the *SDG 2024 Report* probes subtle regional disparities in per-capita renewable electricity capacity; Question 635, drawn from *IPCC AR6 WG III*, asks for the most direct barrier to ESCO adoption, where models consistently misattributed the bottleneck to regulation or awareness rather than the report’s emphasis on asymmetric information and split incentives; and Question 1006, based on the *SASB Chemicals* standard, tests the definition of a recordable workplace incident. Across these and similar examples, several error patterns merit closer investigation: a reliance on surface keyword overlap between prompt and distractor, and a tendency to over-generalize to well-known policy frameworks when questions hinge on narrower ESG standards, sug-

gesting that more fine-grained analyses are needed. Future work could therefore combine quantitative error clustering with qualitative case studies, cross-model comparisons, and expert-in-the-loop probing to develop a more comprehensive understanding of the root causes of such failures.

#### 4.2.7 Sub-topic Analysis

A finer-grained sub-topic analysis provides additional insight into model strengths and weaknesses across ESG dimensions. While the current benchmark draws from seven ESG source collections to ensure broad coverage, disaggregating results by ESG pillar (Environmental, Social, Governance) and their sub-themes (§3.1) offers more actionable perspectives. In practice, **Environmental** spans climate change, biodiversity, pollution control, circular economy, energy transition, etc; **Social** covers labor rights, diversity and inclusion, community impacts, human health and safety, equity in supply chains, etc; **Governance** addresses board accountability, anti-corruption, transparency, reporting compliance, risk management, etc; and **Cross-Cutting** themes such as just transition, Indigenous knowledge, digital governance further blurring boundaries, etc. This infrastructure lays the foundation for mapping each question to its corresponding ESG pillar or sub-theme. In future versions, we will expand this perspective by (i) reporting per-theme performance scores and (ii) discussing how this lens can guide targeted dataset expansion. As part of this process, we have begun annotating each question with an E, S, G, or Cross-subtopic label. For example, Question ID 1—“According to the IPCC AR6 Synthesis Report, which statement would most likely lead to increased vulnerability of biodiversity and ecosystem services while simultaneously reducing carbon uptake, based on the relationships described?”—is labeled **E** (Environmental, *Biodiversity*). Question ID 578—“Which initiative best promotes workplace fairness and equal opportunities across different demographic groups within an organization?”—is labeled **S** (Social, *Diversity and Inclusion*). In contrast, Question ID 1127—“When an organization determines that indirect economic impacts are a material topic, which of the following best describes the conditions under which it can omit specific disclosures without violating reporting requirements, according to GRI 203: Indirect Economic Impacts 2016?”—is labeled **G** (Governance, *Reporting Compliance*). This annotation process is

ongoing and will inform future analytical releases, enabling deeper performance breakdowns across ESG pillars and sub-themes.

#### 4.2.8 Interactive Visualization

Figure 9 presents an interactive heatmap visualization of model performance across 50 LLMs (ranging from 0.5 to 671 billion parameters) and all 1,136 MCQs in **ESGenius**. The visualization arranges models (rows) by their overall zero-shot accuracy and questions (columns) by difficulty, creating a clear left-to-right progression from predominantly red cells (incorrect/unanswered questions) to green cells (correct answers). Interactive features enhance analysis - hovering over any cell reveals detailed information including the model name and rank, question ID, difficulty score, complete prompt, answer options, ground truth, and the model’s prediction. An example of this interactive tooltip is shown in Figure 10. This dynamic visualization transforms raw accuracy data into an intuitive diagnostic tool for analyzing model performance patterns and systematic weaknesses. The interactive visualization is publicly accessible at <https://angel-ntu.github.io/ESGenius>.

## 5 Conclusion

We presented **ESGenius**, the first comprehensive QA benchmark dedicated to probing LLMs on the breadth and depth of ESG and sustainability knowledge. It unifies two tightly integrated components: **ESGenius-QA**, a large-scale, expert-validated MCQs dataset, and the **ESGenius-Corpus**, a curated and extensible collection of authoritative ESG sources that anchors every question with verifiable evidence. Our two-stage evaluation protocol—*Zero-Shot* followed by *RAG*—shows that grounding responses in curated evidence boosts accuracy by 15–30 percentage points, with smaller models enhanced by RAG often surpassing much larger zero-shot models. This demonstrates that domain integration and transparent grounding are more decisive than sheer scale alone. By open-sourcing data, code, and a live and interactive leaderboard, **ESGenius** establishes a reproducible and continually updated yardstick for sustainability-aware AI. Our subsequent work will expand this mission to multi-modal ESG tasks (Zhang et al., 2025), alongside expert-in-the-loop auditing, paving the way toward trustworthy ESG decision support.

## 6 Limitations

While **ESGenius** aspires to provide a holistic evaluation of ESG understanding, several caveats must be acknowledged.

**Coverage trade-offs.** The benchmark currently includes only seven sources, which, while representing key frameworks and standards, cannot comprehensively encompass all ESG topics, industry-specific guidelines, regional regulations, or emerging sustainability frameworks.

**Expert dependency and scalability.** The creation of high-fidelity questions and the validation of answers are heavily dependent on scarce domain experts, making the process capacity-limited and prone to disciplinary bias. In future iterations, we plan to explore scalable strategies such as expert-in-the-loop active sampling or agreement-based adjudication to sustain long-term benchmark growth.

**Format constraints.** The reliance on standardized MCQs, although enabling large-scale scoring, compresses the nuanced reasoning and synthesis required in real-world ESG analysis and may therefore fall short of fully reflecting the complexity of sustainability decision-making.

**Standard volatility.** Frameworks such as ISSB guidance and IPCC assessments evolve rapidly, necessitating continual updates, corpus refreshes, and careful version control to maintain relevance.

**Language limitations.** The current focus on English-only corpora risks under-representing non-English ESG documents, local regulations, and region-specific sustainability practices. Expanding coverage to multilingual corpora is a key priority for improving global relevance.

**Exclusion of visual elements.** ESG reports often include key visual disclosures—charts, graphs, maps, and time-series plots. Our text-only design excludes multimodal reasoning. While text remains central, future versions will integrate visuals via OCR pipelines and vision-language models to better capture ESG reporting.

**Metrics and evaluation scope.** Reliance on binary accuracy misses partial correctness and deeper ESG reasoning. We plan to add metrics such as explanation consistency, factual groundedness, and chain-of-thought plausibility. The MCQ format, while limited, offers scalability and comparability,

as seen in MMLU and MMMU. We are exploring richer formats—open-ended answers, reasoning traces, and retrieval tasks—for better alignment with real-world ESG analysis.

**Bias in LLM-generated questions.** LLMs are widely used in benchmarks for question generation and evaluation. Our pipeline adds expert verification to ensure factuality and relevance, but both models and humans can introduce bias. While we emphasize consistency and oversight, residual biases remain. We welcome validated alternatives to further reduce bias in future versions.

**Limitations of the RAG implementation.** We use a simple RAG setup for reproducibility, deployment with smaller LLMs, and clear attribution of performance gains to the dataset and task design. Despite its simplicity, it already yields strong improvements. Future versions will integrate more advanced retrieval to enhance robustness and real-world alignment.

**Human baseline performance.** Without human benchmarks, model scores lack context. We are developing a crowdsourcing interface for experts to provide evaluations, establishing baselines that will ground interpretation of results and guide future benchmarking.

**Copyright limits.** Licensing restrictions constrain the inclusion of certain proprietary ESG standards, limiting exhaustive coverage and potentially omitting significant industry-specific frameworks.

## 7 Ethical Considerations

**Purpose and scope.** **ESGenius** is released to advance *trustworthy, evidence-grounded* research on LLMs Environmental, Social, and Governance (ESG) question answering.

**Sources, copyright, and licensing.** The **ESGenius-Corpus** aggregates *authoritative but heterogeneous* materials (e.g., GRI, SASB/ISSB, IPCC, TCFD, CDP, SDGs in §3.2). Many of these works are copyrighted and/or distributed under specific use terms. We therefore: (i) include only publicly available documents or clearly reference official distribution pages; (ii) link every question to minimal excerpts sufficient for verification, avoiding wholesale redistribution; and (iii) ship documentation that records provenance and access routes for each source. Users of **ESGenius** must review and comply with the licenses and terms of

the original sources; the benchmark is provided strictly for academic research and reproducibility.

**LLM assistance and data leakage.** LLMs were used only to *propose* candidate MCQs; six domain experts double-validated all retained questions and three senior practitioners consulted the process (§3.1). To reduce circularity, we (i) enforced strict evidence requirements per question, (ii) rejected or revised questions that were not unambiguously supported, and (iii) evaluated models—including *the assisting model*—via API in an isolated session, with no access to construction traces. Each question is mapped to source passages (§3.1), and a “Not sure (Z)” option was added to discourage hallucination and reward calibrated abstention (§3.1). Beyond content generation, LLMs were occasionally employed as supportive tools for surface-level polishing, such as refining phrasing in writing or improving code readability and consistency. These uses were strictly non-substantive and did not influence the design, validation, or evaluation of ESGenius itself.

**Annotation practice and labor.** All validators were experienced in sustainability or NLP and gave informed consent to participate. The workflow emphasized factual verification, clarity, and distractor plausibility, with systematic rejection of ambiguous questions (§3.1). We credit contributors as co-authors, and we encourage future adopters to follow fair labor practices when extending the dataset.

**Fairness, representation, and epistemic balance.** ESGenius currently emphasizes *English-language, investor-oriented* frameworks and global standards (e.g., IFRS S1/S2, SASB) over national, local, Indigenous, or multilingual sources (§6). This may reproduce an institutional or Global-North lens and under-represent region-specific norms or community priorities. We flag this as an ethical limitation and design the corpus to be *modular and extensible* (§3.2). Users should avoid over-generalizing conclusions beyond the covered sources and geographies.

**Dual-use risks and misuse.** Benchmarking can be gamed or misapplied. Examples include (i) training to the test (overfitting to known questions) and (ii) using ESG QA capability claims to enable persuasive *but* ungrounded communication or greenwashing. To mitigate these risks we: (a) link every question to authoritative evidence and encour-

age evaluation settings that *require* citations (RAG, §4.1.2); (b) provide versioning and clear changelogs; (c) retain the “Z” option to penalize confident guessing; and (d) discourage using ESGenius scores as sole evidence of real-world compliance or as a checklist for circumventing disclosure obligations. We further recommend reporting retrieval quality and evidence coverage alongside accuracy.

**Leaderboard and claims.** Model rankings can invite outsized or decontextualized claims. We caution that (i) ESGenius is *one* lens among many (§6); (ii) zero-shot accuracy reflects parametric knowledge, whereas RAG performance reflects retrieval and grounding design (§4.2); and (iii) differences of a few percentage points may not be practically meaningful without error and subtopic analyses (§4.2.7). Public results should disclose prompts, decoding settings, retrieval parameters, and version identifiers to support comparability and reproducibility.

**Safety of model outputs.** ESG advice or interpretations can carry legal, financial, or societal consequences. ESGenius is *not* a substitute for professional guidance. We encourage deployers to (i) present grounded citations by default; (ii) surface uncertainty via calibrated abstention; and (iii) keep a expert-in-the-loop for consequential uses (e.g., risk management, regulatory filings). Our findings (e.g., stronger gains with RAG) underscore that *evidence-linked* responses are ethically preferable to unsupported generations.

**Environmental impact.** Benchmarking LLMs consumes energy and incurs carbon costs. Our experiments used a single DGX A100 node (4 × 80GB) to limit overhead. We encourage (i) reporting hardware and token budgets, (ii) batching and caching retrieval, and (iii) preferring smaller models with strong RAG performance when feasible (§4.2.1).

**Responsible release and governance.** We release ESGenius with (i) documented data lineage and versioning; (ii) explicit usage guidelines discouraging compliance automation or deceptive communication; and (iii) maintenance plans for updates as standards evolve (§3.2, §5). Community feedback on coverage gaps, bias, and error reports is welcome, and validated contributions will be incorporated through transparent review.

## Acknowledgments

This research is supported by the RIE2025 Industry Alignment Fund – Industry Collaboration Projects (IAF-ICP) (Award I2301E0026), administered by A\*STAR, as well as supported by Alibaba Group and NTU Singapore through Alibaba-NTU Global e-Sustainability CorpLab (ANGEL).

## References

2015. The 2030 agenda for sustainable development's 17 sustainable development goals (sdgs).
2015. Transforming our world: The 2030 agenda for sustainable development.
- 2016a. GRI 201: Economic performance 2016.
- 2016b. GRI 202: Market presence 2016.
- 2016c. GRI 203: Indirect economic impacts 2016.
- 2016d. GRI 204: Procurement practices 2016.
- 2016e. GRI 205: Anti-corruption 2016.
- 2016f. GRI 206: Anti-competitive behavior 2016.
- 2016g. GRI 301: Materials 2016.
- 2016h. GRI 302: Energy 2016.
- 2016i. GRI 304: Biodiversity 2016.
- 2016j. GRI 305: Emissions 2016.
- 2016k. GRI 306: Effluents and waste 2016.
- 2016l. GRI 308: Supplier environmental assessment 2016.
- 2016m. GRI 401: Employment 2016.
- 2016n. GRI 402: Labor/management relations 2016.
- 2016o. GRI 404: Training and education 2016.
- 2016p. GRI 405: Diversity and equal opportunity 2016.
- 2016q. GRI 406: Non-discrimination 2016.
- 2016r. GRI 407: Freedom of association and collective bargaining 2016.
- 2016s. GRI 408: Child labor 2016.
- 2016t. GRI 409: Forced or compulsory labor 2016.
- 2016u. GRI 410: Security practices 2016.
- 2016v. GRI 411: Rights of indigenous peoples 2016.
- 2016w. GRI 413: Local communities 2016.
- 2016x. GRI 414: Supplier social assessment 2016.
- 2016y. GRI 415: Public policy 2016.
- 2016z. GRI 416: Customer health and safety 2016.
- 2016aa. GRI 417: Marketing and labeling 2016.
- 2016ab. GRI 418: Customer privacy 2016.
2018. GRI 303: Water and effluents 2018.
- 2018ab. GRI 403: Occupational health and safety 2018.
2019. GRI 207: Tax 2019.
2020. GRI 306: Waste 2020.
2020. Task force on climate-related financial disclosures guidance on risk management integration and disclosure.
- 2020eb. Task force on climate-related financial disclosures guidance on scenario analysis for non-financial companies.
2021. Consolidated Set of the GRI Standards 2021.
- 2021ab. GRI 1: Foundation 2021.
- 2021ac. GRI 11: Oil and gas sector 2021.
- 2021ad. GRI 2: General disclosures 2021.
- 2021ae. GRI 3: Material topics 2021.
- 2021af. The GRI standards — a guide for policy makers.
- 2021ag. A practical guide to sustainability reporting using GRI and SASB standards.
2021. Task force on climate-related financial disclosures guidance on metrics, targets, and transition plans.
- 2021eb. Task force on climate-related financial disclosures implementing the recommendations of the task force on climate-related financial disclosures.
2022. GRI 12: Coal sector 2022.
- 2022ab. GRI 13: Agriculture, aquaculture and fishing sectors 2022.
- 2022ac. GRI Standards Glossary 2022.
2022. Task force on climate-related financial disclosures overview.
- 2022eb. Tcfd workshop – session 1: Fundamentals and overview of tcfd.
- 2022ec. Tcfd workshop – session 2: Governance.
- 2022ed. Tcfd workshop – session 3: Strategy.
- 2022ee. Tcfd workshop – session 4: Risk management.
- 2022ef. Tcfd workshop – session 5: Metrics and targets.

2023. Comparison — IFRS S2 climate-related disclosures with the tcfD recommendations.
2023. GRI special report 2023 — mapping resilience for the sustainable development goals.
- 2023ab. IFRS S1 accompanying guidance on general requirements for disclosure of sustainability-related financial information.
- 2023ac. IFRS S1 basis for conclusions on general requirements for disclosure of sustainability-related financial information.
- 2023ad. IFRS S1: General requirements for disclosure of sustainability-related financial information.
- 2023ae. IFRS S2 basis for conclusions on climate-related disclosures.
- 2023af. IFRS S2: Climate-related disclosures.
- 2023ag. IFRS S2 industry-based guidance on implementing climate-related disclosures.
- 2023ah. IFRS S2 industry-based guidance on implementing climate-related disclosures vol 1 — apparel, accessories & footwear.
- 2023ai. IFRS S2 industry-based guidance on implementing climate-related disclosures vol 10 — metals & mining.
- 2023aj. IFRS S2 industry-based guidance on implementing climate-related disclosures vol 11 — oil & gas — exploration & production.
- 2023ak. IFRS S2 industry-based guidance on implementing climate-related disclosures vol 12 — oil & gas — midstream.
- 2023al. IFRS S2 industry-based guidance on implementing climate-related disclosures vol 13 — oil & gas — refining & marketing.
- 2023am. IFRS S2 industry-based guidance on implementing climate-related disclosures vol 14 — oil & gas — services.
- 2023an. IFRS S2 industry-based guidance on implementing climate-related disclosures vol 15 — asset management & custody activities.
- 2023ao. IFRS S2 industry-based guidance on implementing climate-related disclosures vol 16 — commercial banks.
- 2023ap. IFRS S2 industry-based guidance on implementing climate-related disclosures vol 17 — insurance.
- 2023aq. IFRS S2 industry-based guidance on implementing climate-related disclosures vol 18 — investment banking & brokerage.
- 2023ar. IFRS S2 industry-based guidance on implementing climate-related disclosures vol 19 — mortgage finance.
- 2023as. IFRS S2 industry-based guidance on implementing climate-related disclosures vol 2 — appliance manufacturing.
- 2023at. IFRS S2 industry-based guidance on implementing climate-related disclosures vol 20 — agricultural products.
- 2023au. IFRS S2 industry-based guidance on implementing climate-related disclosures vol 21 — alcoholic beverages.
- 2023av. IFRS S2 industry-based guidance on implementing climate-related disclosures vol 22 — food retailers & distributors.
- 2023aw. IFRS S2 industry-based guidance on implementing climate-related disclosures vol 23 — meat, poultry & dairy.
- 2023ax. IFRS S2 industry-based guidance on implementing climate-related disclosures vol 24 — non-alcoholic beverages.
- 2023ay. IFRS S2 industry-based guidance on implementing climate-related disclosures vol 25 — processed foods.
- 2023az. IFRS S2 industry-based guidance on implementing climate-related disclosures vol 26 — restaurants.
- 2023ba. IFRS S2 industry-based guidance on implementing climate-related disclosures vol 27 — drug retailers.
- 2023bb. IFRS S2 industry-based guidance on implementing climate-related disclosures vol 28 — health care delivery.
- 2023bc. IFRS S2 industry-based guidance on implementing climate-related disclosures vol 29 — health care distributors.
- 2023bd. IFRS S2 industry-based guidance on implementing climate-related disclosures vol 3 — building products & furnishings.
- 2023be. IFRS S2 industry-based guidance on implementing climate-related disclosures vol 30 — managed care.
- 2023bf. IFRS S2 industry-based guidance on implementing climate-related disclosures vol 31 — medical equipment & supplies.
- 2023bg. IFRS S2 industry-based guidance on implementing climate-related disclosures vol 32 — electric utilities & power generators.
- 2023bh. IFRS S2 industry-based guidance on implementing climate-related disclosures vol 33 — engineering & construction services.
- 2023bi. IFRS S2 industry-based guidance on implementing climate-related disclosures vol 34 — gas utilities & distributors.

- 2023bj. IFRS S2 industry-based guidance on implementing climate-related disclosures vol 35 — home builders.
- 2023bk. IFRS S2 industry-based guidance on implementing climate-related disclosures vol 36 — real estate.
- 2023bl. IFRS S2 industry-based guidance on implementing climate-related disclosures vol 37 — real estate services.
- 2023bm. IFRS S2 industry-based guidance on implementing climate-related disclosures vol 38 — waste management.
- 2023bn. IFRS S2 industry-based guidance on implementing climate-related disclosures vol 39 — water utilities & services.
- 2023bo. IFRS S2 industry-based guidance on implementing climate-related disclosures vol 4 — e-commerce.
- 2023bp. IFRS S2 industry-based guidance on implementing climate-related disclosures vol 40 — biofuels.
- 2023bq. IFRS S2 industry-based guidance on implementing climate-related disclosures vol 41 — forestry management.
- 2023br. IFRS S2 industry-based guidance on implementing climate-related disclosures vol 42 — fuel cells & industrial batteries.
- 2023bs. IFRS S2 industry-based guidance on implementing climate-related disclosures vol 43 — pulp & paper products.
- 2023bt. IFRS S2 industry-based guidance on implementing climate-related disclosures vol 44 — solar technology & project developers.
- 2023bu. IFRS S2 industry-based guidance on implementing climate-related disclosures vol 45 — wind technology & project developers.
- 2023bv. IFRS S2 industry-based guidance on implementing climate-related disclosures vol 46 — aerospace & defense.
- 2023bw. IFRS S2 industry-based guidance on implementing climate-related disclosures vol 47 — chemicals.
- 2023bx. IFRS S2 industry-based guidance on implementing climate-related disclosures vol 48 — containers & packaging.
- 2023by. IFRS S2 industry-based guidance on implementing climate-related disclosures vol 49 — electrical & electronic equipment.
- 2023bz. IFRS S2 industry-based guidance on implementing climate-related disclosures vol 5 — household & personal products.
- 2023ca. IFRS S2 industry-based guidance on implementing climate-related disclosures vol 50 — industrial machinery & goods.
- 2023cb. IFRS S2 industry-based guidance on implementing climate-related disclosures vol 51 — casinos & gaming.
- 2023cc. IFRS S2 industry-based guidance on implementing climate-related disclosures vol 52 — hotels & lodging.
- 2023cd. IFRS S2 industry-based guidance on implementing climate-related disclosures vol 53 — leisure facilities.
- 2023ce. IFRS S2 industry-based guidance on implementing climate-related disclosures vol 54 — electronic manufacturing services & original design manufacturing.
- 2023cf. IFRS S2 industry-based guidance on implementing climate-related disclosures vol 55 — hardware.
- 2023cg. IFRS S2 industry-based guidance on implementing climate-related disclosures vol 56 — internet media & services.
- 2023ch. IFRS S2 industry-based guidance on implementing climate-related disclosures vol 57 — semiconductors.
- 2023ci. IFRS S2 industry-based guidance on implementing climate-related disclosures vol 58 — software & IT services.
- 2023cj. IFRS S2 industry-based guidance on implementing climate-related disclosures vol 59 — telecommunication services.
- 2023ck. IFRS S2 industry-based guidance on implementing climate-related disclosures vol 6 — multi-line and specialty retailers & distributors.
- 2023cl. IFRS S2 industry-based guidance on implementing climate-related disclosures vol 60 — air freight & logistics.
- 2023cm. IFRS S2 industry-based guidance on implementing climate-related disclosures vol 61 — airlines.
- 2023cn. IFRS S2 industry-based guidance on implementing climate-related disclosures vol 62 — auto parts.
- 2023co. IFRS S2 industry-based guidance on implementing climate-related disclosures vol 63 — automobiles.
- 2023cp. IFRS S2 industry-based guidance on implementing climate-related disclosures vol 64 — car rental & leasing.
- 2023cq. IFRS S2 industry-based guidance on implementing climate-related disclosures vol 65 — cruise lines.

2023cr. IFRS S2 industry-based guidance on implementing climate-related disclosures vol 66 — marine transportation.

2023cs. IFRS S2 industry-based guidance on implementing climate-related disclosures vol 67 — rail transportation.

2023ct. IFRS S2 industry-based guidance on implementing climate-related disclosures vol 68 — road transportation.

2023cu. IFRS S2 industry-based guidance on implementing climate-related disclosures vol 7 — coal operations.

2023cv. IFRS S2 industry-based guidance on implementing climate-related disclosures vol 8 — construction materials.

2023cw. IFRS S2 industry-based guidance on implementing climate-related disclosures vol 9 — iron & steel producers.

2023. SASB standard — advertising & marketing 2023.

2023cb. SASB standard — aerospace & defense 2023.

2023cc. SASB standard — agricultural products 2023.

2023cd. SASB standard — air freight & logistics 2023.

2023ce. SASB standard — airlines 2023.

2023cf. SASB standard — alcoholic beverages 2023.

2023cg. SASB standard — apparel, accessories & footwear 2023.

2023ch. SASB standard — appliance manufacturing 2023.

2023ci. SASB standard — asset management & custody activities 2023.

2023cj. SASB standard — auto parts 2023.

2023ck. SASB standard — automobiles 2023.

2023cl. SASB standard — biofuels 2023.

2023cm. SASB standard — biotechnology & pharmaceuticals 2023.

2023cn. SASB standard — building products & furnishings 2023.

2023co. SASB standard — car rental & leasing 2023.

2023cp. SASB standard — casinos & gaming 2023.

2023cq. SASB standard — chemicals 2023.

2023cr. SASB standard — coal operations 2023.

2023cs. SASB standard — commercial banks 2023.

2023ct. SASB standard — construction materials 2023.

2023cu. SASB standard — consumer finance 2023.

2023cv. SASB standard — containers & packaging 2023.

2023cw. SASB standard — cruise lines 2023.

2023cx. SASB standard — drug retailers 2023.

2023cy. SASB standard — e-commerce 2023.

2023cz. SASB standard — education 2023.

2023da. SASB standard — electric utilities & power generators 2023.

2023db. SASB standard — electrical & electronic equipment 2023.

2023dc. SASB standard — electronic manufacturing services & original design manufacturing 2023.

2023dd. SASB standard — engineering & construction services 2023.

2023de. SASB standard — food retailers & distributors 2023.

2023df. SASB standard — forestry management 2023.

2023dg. SASB standard — fuel cells & industrial batteries 2023.

2023dh. SASB standard — gas utilities & distributors 2023.

2023di. SASB standard — hardware 2023.

2023dj. SASB standard — health care delivery 2023.

2023dk. SASB standard — health care distributors 2023.

2023dl. SASB standard — home builders 2023.

2023dm. SASB standard — hotels & lodging 2023.

2023dn. SASB standard — household & personal products 2023.

2023do. SASB standard — industrial machinery & goods 2023.

2023dp. SASB standard — insurance 2023.

2023dq. SASB standard — internet media & services 2023.

2023dr. SASB standard — investment banking & brokerage 2023.

2023ds. SASB standard — iron & steel producers 2023.

2023dt. SASB standard — leisure facilities 2023.

2023du. SASB standard — managed care 2023.

2023dv. SASB standard — marine transportation 2023.

2023dw. SASB standard — meat, poultry & dairy 2023.

- 2023dx. SASB standard — media & entertainment 2023.
- 2023dy. SASB standard — medical equipment & supplies 2023.
- 2023dz. SASB standard — metals & mining 2023.
- 2023ea. SASB standard — mortgage finance 2023.
- 2023eb. SASB standard — multiline and specialty retailers & distributors 2023.
- 2023ec. SASB standard — non-alcoholic beverages 2023.
- 2023ed. SASB standard — oil & gas – exploration & production 2023.
- 2023ee. SASB standard — oil & gas – midstream 2023.
- 2023ef. SASB standard — oil & gas – refining & marketing 2023.
- 2023eg. SASB standard — oil & gas – services 2023.
- 2023eh. SASB standard — processed foods 2023.
- 2023ei. SASB standard — professional & commercial services 2023.
- 2023ej. SASB standard — pulp & paper products 2023.
- 2023ek. SASB standard — rail transportation 2023.
- 2023el. SASB standard — real estate 2023.
- 2023em. SASB standard — real estate services 2023.
- 2023en. SASB standard — restaurants 2023.
- 2023eo. SASB standard — road transportation 2023.
- 2023ep. SASB standard — security & commodity exchanges 2023.
- 2023eq. SASB standard — semiconductors 2023.
- 2023er. SASB standard — software & it services 2023.
- 2023es. SASB standard — solar technology & project developers 2023.
- 2023et. SASB standard — telecommunication services 2023.
- 2023eu. SASB standard — tobacco 2023.
- 2023ev. SASB standard — toys & sporting goods 2023.
- 2023ew. SASB standard — waste management 2023.
- 2023ex. SASB standard — water utilities & services 2023.
- 2023ey. SASB standard — wind technology & project developers 2023.
2023. Sustainable development goals — briefing book 2023.
2023. Task force on climate-related financial disclosures 2023 status report.
2024. Cdp full corporate scoring introduction 2024.
2024. GRI 101: Biodiversity 2024.
- 2024ab. GRI 14: Mining sector 2024.
2024. IFRS sustainability disclosure taxonomy 2024 — IFRS S1 general requirements for disclosure of sustainability-related financial information and IFRS S2 climate-related disclosures.
- 2024cb. Progress on corporate climate-related disclosures — 2024 report.
2024. Progress towards the sustainable development goals — report of the secretary-general 2024.
- 2024eb. The sustainable development goals report 2024.
2024. Sustainable development report 2024 — the sdgs and the un summit of the future.
- 2025a. 2025 cdp–iclei track and states & regions questionnaire and guidance.
- 2025b. Cdp full corporate questionnaire april 2025 — module 7.
- 2025c. Cdp full corporate questionnaire april 2025 — modules 1–6.
- 2025d. Cdp full corporate questionnaire april 2025 — modules 8–13.
- 2025e. Cdp sme questionnaire april 2025 — modules 14–21.
2025. Exposure draft — amendments to greenhouse gas emissions disclosures (proposed amendments to IFRS S2; comments due 27 june 2025).
- 2025cb. Exposure draft — basis for conclusions on amendments to greenhouse gas emissions disclosures (proposed amendments to IFRS S2; comments due 27 june 2025).
- Jacob Beck, Anna Steinberg, Andreas Dimmelmeier, Laia Domenech Burin, Emily Kormanyos, Maurice Fehr, and Malte Schierholz. 2025. Addressing data gaps in sustainability reporting: A benchmark dataset for greenhouse gas emission extraction. *Scientific Data*, 12(1):1497.
- Financial Stability Board. 2017. Task force on climate-related financial disclosures recommendations. <https://www.fsb-tcfd.org/recommendations/>. Accessed May 2025.
- Sustainability Accounting Standards Board. 2023. Sasb standards. <https://sasb.org/standards/>. Accessed May 2025.

- Marco Bronzini, Carlo Nicolini, Bruno Lepri, Andrea Passerini, and Jacopo Staiano. 2024. Glitter or gold? deriving structured insights from sustainability reports via large language models. *EPJ Data Science*, 13(1):41.
- CDP Worldwide. 2023. Cdp climate change questionnaire guidance. <https://www.cdp.net/en/guidance/guidance-for-companies>. Accessed May 2025.
- Qi Chang, Xuan Yang, Zihan Ding, Bin Liu, and Wei Lan. 2024. An nlp benchmark dataset for predicting the completeness of esg reports.
- Christopher Clark, Kenton Lee, Ming-Wei Chang, Tom Kwiatkowski, Michael Collins, and Kristina Toutanova. 2019. Boolq: Exploring the surprising difficulty of natural yes/no questions. In *Proceedings of the 2019 Conference of the North American Chapter of the Association for Computational Linguistics: Human Language Technologies, Volume 1 (Long and Short Papers)*, pages 2924–2936.
- Dheeru Dua, Yizhong Wang, Pradeep Dasigi, Gabriel Stanovsky, Sameer Singh, and Matt Gardner. 2019. Drop: A reading comprehension benchmark requiring discrete reasoning over paragraphs. In *Proceedings of the 2019 Conference of the North American Chapter of the Association for Computational Linguistics: Human Language Technologies, Volume 1 (Long and Short Papers)*, pages 2368–2378.
- Darren Edge, Ha Trinh, Newman Cheng, Joshua Bradley, Alex Chao, Apurva Mody, Steven Truitt, Dasha Metropolitansky, Robert Osazuwa Ness, and Jonathan Larson. 2024. From local to global: A graph rag approach to query-focused summarization. *arXiv preprint arXiv:2404.16130*.
- Mathieu Fenniak, Matthew Stamy, pubpub zz, Martin Thoma, Matthew Peveler, exiledkingcc, and PyPDF2 Contributors. 2022. *The PyPDF2 library*.
- Global Reporting Initiative. 2023. Gri 400: Social standards series. Technical report, GRI.
- Aaron Grattafiori, Abhimanyu Dubey, Abhinav Jauhri, Abhinav Pandey, Abhishek Kadian, Ahmad Al-Dahle, Aiesha Letman, Akhil Mathur, Alan Schelten, Alex Vaughan, and 1 others. 2024. The llama 3 herd of models. *arXiv preprint arXiv:2407.21783*.
- Neel Guha, Julian Nyarko, Daniel Ho, Christopher Ré, Adam Chilton, Alex Chohlas-Wood, Austin Peters, Brandon Waldon, Daniel Rockmore, Diego Zambano, and 1 others. 2023. Legalbench: A collaboratively built benchmark for measuring legal reasoning in large language models. *Advances in Neural Information Processing Systems*, 36:44123–44279.
- Daya Guo, Dejian Yang, Haowei Zhang, Junxiao Song, Ruoyu Zhang, Runxin Xu, Qihao Zhu, Shitong Ma, Peiyi Wang, Xiao Bi, and 1 others. 2025. Deepseek-r1: Incentivizing reasoning capability in llms via reinforcement learning. *arXiv preprint arXiv:2501.12948*.
- Kelvin Guu, Kenton Lee, Zora Tung, Panupong Pasupat, and Mingwei Chang. 2020. Retrieval augmented language model pre-training. In *International conference on machine learning*, pages 3929–3938. PMLR.
- Dan Hendrycks, Collin Burns, Steven Basart, Andy Zou, Mantas Mazeika, Dawn Song, and Jacob Steinhardt. 2020. Measuring massive multitask language understanding. *arXiv preprint arXiv:2009.03300*.
- Inc. Hugging Face. 2024. Hugging face hub. <https://huggingface.co>. Software library version 0.23.0.
- Aaron Hurst, Adam Lerer, Adam P Goucher, Adam Perelman, Aditya Ramesh, Aidan Clark, AJ Ostrow, Akila Welihinda, Alan Hayes, Alec Radford, and 1 others. 2024. Gpt-4o system card. *arXiv preprint arXiv:2410.21276*.
- Global Reporting Initiative. 2023. Gri standards. <https://www.globalreporting.org/how-to-use-the-gri-standards/gri-standards-english-language/>. Accessed May 2025.
- International Sustainability Standards Board. 2023. Ifrs sustainability disclosure standards: Ifrs s1 *General Requirements for Disclosure of Sustainability-related Financial Information* and ifrs s2 *Climate-related Disclosures*. <https://www.ifrs.org/news-and-events/news/2023/06/issb-issues-ifrs-s1-and-ifrs-s2/>. Accessed May 2025.
- IPCC. 2018. Global warming of 1.5 °c. an ipcc special report on the impacts of global warming of 1.5 °c above pre-industrial levels and related global greenhouse gas emission pathways, in the context of strengthening the global response to the threat of climate change, sustainable development, and efforts to eradicate poverty. Technical report, Intergovernmental Panel on Climate Change, Cambridge, UK and New York, NY, USA.
- IPCC. 2019. Climate change and land: an ipcc special report on climate change, desertification, land degradation, sustainable land management, food security, and greenhouse gas fluxes in terrestrial ecosystems. Technical report, Intergovernmental Panel on Climate Change, Geneva, Switzerland. In press.
- IPCC. 2019cb. *Ipcc special report on the ocean and cryosphere in a changing climate*. Technical report, Intergovernmental Panel on Climate Change, Cambridge, UK and New York, NY, USA. In press.
- IPCC. 2021. *Climate change 2021: The physical science basis. contribution of working group i to the sixth assessment report of the intergovernmental panel on climate change*. Technical report, Intergovernmental Panel on Climate Change, Cambridge, United Kingdom and New York, NY, USA. In press.
- IPCC. 2022. *Climate change 2022: Impacts, adaptation, and vulnerability. contribution of working group ii to the sixth assessment report of the intergovernmental panel on climate change*. Technical report, Intergovernmental Panel on Climate Change, Cambridge, UK and New York, NY, USA.

- IPCC. 2022cb. [Climate change 2022: Mitigation of climate change. contribution of working group iii to the sixth assessment report of the intergovernmental panel on climate change](#). Technical report, Intergovernmental Panel on Climate Change, Cambridge, UK and New York, NY, USA.
- IPCC. 2023. Climate change 2023: Synthesis report. contribution of working groups i, ii and iii to the sixth assessment report of the intergovernmental panel on climate change. <https://www.ipcc.ch/assessment-report/ar6/>. Accessed May 2025.
- IPCC. 2023cb. [Climate change 2023: Synthesis report. contribution of working groups i, ii and iii to the sixth assessment report of the intergovernmental panel on climate change](#). Technical report, Intergovernmental Panel on Climate Change, Geneva, Switzerland.
- Pranab Islam, Anand Kannappan, Douwe Kiela, Rebecca Qian, Nino Scherrer, and Bertie Vidgen. 2023. Financebench: A new benchmark for financial question answering. *arXiv preprint arXiv:2311.11944*.
- Gautier Izacard and Edouard Grave. 2021. Leveraging passage retrieval with generative models for open domain question answering. In *EACL 2021-16th Conference of the European Chapter of the Association for Computational Linguistics*, pages 874–880. Association for Computational Linguistics.
- Qiao Jin, Bhuwan Dhingra, Zhengping Liu, William Cohen, and Xinghua Lu. 2019. Pubmedqa: A dataset for biomedical research question answering. In *Proceedings of the 2019 Conference on Empirical Methods in Natural Language Processing and the 9th International Joint Conference on Natural Language Processing (EMNLP-IJCNLP)*, pages 2567–2577.
- Jaeyoung Lee, Geonyeong Son, and Misuk Kim. 2024. Esg-kor: A korean dataset for esg-related information extraction and practical use cases. In *Findings of the Association for Computational Linguistics: EMNLP 2024*, pages 6627–6643.
- Patrick Lewis, Ethan Perez, Aleksandra Piktus, Fabio Petroni, Vladimir Karpukhin, Naman Goyal, Heinrich Küttler, Mike Lewis, Wen-tau Yih, Tim Rocktäschel, and 1 others. 2020. Retrieval-augmented generation for knowledge-intensive nlp tasks. *Advances in neural information processing systems*, 33:9459–9474.
- Aixin Liu, Bei Feng, Bing Xue, Bingxuan Wang, Bochao Wu, Chengda Lu, Chenggang Zhao, Chengqi Deng, Chenyu Zhang, Chong Ruan, and 1 others. 2024. Deepseek-v3 technical report. *arXiv preprint arXiv:2412.19437*.
- Todor Mihaylov, Peter Clark, Tushar Khot, and Ashish Sabharwal. 2018. Can a suit of armor conduct electricity? a new dataset for open book question answering. In *Proceedings of the 2018 Conference on Empirical Methods in Natural Language Processing*, pages 2381–2391.
- Jingwei Ni, Julia Bingler, Chiara Colesanti-Senni, Mathias Kraus, Glen Gostlow, Tobias Schimanski, Dominik Stambach, Saeid Ashraf Vaghefi, Qian Wang, Nicolas Webersinke, and 1 others. 2023. Chatreport: Democratizing sustainability disclosure analysis through llm-based tools. In *Proceedings of the 2023 Conference on Empirical Methods in Natural Language Processing: System Demonstrations*, pages 21–51.
- Keane Ong, Rui Mao, Deeksha Varshney, Erik Cambria, and Gianmarco Mengaldo. 2025. Towards robust esg analysis against greenwashing risks: Aspect-action analysis with cross-category generalization. *arXiv preprint arXiv:2502.15821*.
- Viju Raghupathi, Jie Ren, and Wullianallur Raghupathi. 2020. Identifying corporate sustainability issues by analyzing shareholder resolutions: A machine-learning text analytics approach. *Sustainability*, 12(11):4753.
- Pranav Rajpurkar, Jian Zhang, Konstantin Lopyrev, and Percy Liang. 2016. Squad: 100,000+ questions for machine comprehension of text. In *Proceedings of the 2016 Conference on Empirical Methods in Natural Language Processing*, pages 2383–2392.
- Aditi Singh, Nirmal Prakashbhai Patel, Abul Ehtesham, Saket Kumar, and Tala Talaei Khoei. 2025. A survey of sustainability in large language models: Applications, economics, and challenges. In *2025 IEEE 15th Annual Computing and Communication Workshop and Conference (CCWC)*, pages 00008–00014. IEEE.
- Gemma Team, Aishwarya Kamath, Johan Ferret, Shreya Pathak, Nino Vieillard, Ramona Merhej, Sarah Perrin, Tatiana Matejovicova, Alexandre Ramé, Morgane Rivière, and 1 others. 2025. Gemma 3 technical report. *arXiv preprint arXiv:2503.19786*.
- Qwen Team. 2025. [Qwq-32b: Embracing the power of reinforcement learning](#).
- United Nations. 2015. Transforming our world: The 2030 agenda for sustainable development. <https://sdgs.un.org/2030agenda>. Accessed May 2025.
- Saeid Ashraf Vaghefi, Dominik Stambach, Veruska Muccione, Julia Bingler, Jingwei Ni, Mathias Kraus, Simon Allen, Chiara Colesanti-Senni, Tobias Wekhof, Tobias Schimanski, and 1 others. 2023. Chatclimate: Grounding conversational ai in climate science. *Communications Earth & Environment*, 4(1):480.
- Ellen M Voorhees and 1 others. 1999. The trec-8 question answering track report. In *Trec*, volume 99, pages 77–82.
- Nicolas Webersinke, Mathias Kraus, Julia Anna Bingler, and Markus Leippold. 2021. Climatebert: A pretrained language model for climate-related text. *arXiv preprint arXiv:2110.12010*.

- Thomas Wolf, Lysandre Debut, Victor Sanh, Julien Chaumond, Clément Delangue, Anthony Moi, Pierric Cistac, Tim Rault, Rémi Louf, Morgan Funtowicz, Joe Davison, Sam Shleifer, Patrick von Platen, Clara Ma, Yacine Jernite, Julien Plu, Canwen Xu, Teven Le Scao, Sylvain Gugger, and 3 others. 2020. [Transformers: State-of-the-art natural language processing](#). In *Proceedings of the 2020 Conference on Empirical Methods in Natural Language Processing: System Demonstrations*, pages 38–45.
- Qilong Wu, Xiaoneng Xiang, Huang Hejia, Xuan Wang, Yeo Wei Jie, Ranjan Satapathy, Ricardo Shiota Filho, and Bharadwaj Veeravalli. 2025. Susgen-gpt: A data-centric llm for financial nlp and sustainability report generation. In *Findings of the Association for Computational Linguistics: NAACL 2025*, pages 1184–1203.
- An Yang, Anfeng Li, Baosong Yang, Beichen Zhang, Binyuan Hui, Bo Zheng, Bowen Yu, Chang Gao, Chengen Huang, Chenxu Lv, and 1 others. 2025. Qwen3 technical report. *arXiv preprint arXiv:2505.09388*.
- An Yang, Baosong Yang, Beichen Zhang, Binyuan Hui, Bo Zheng, Bowen Yu, Chengyuan Li, Dayiheng Liu, Fei Huang, Haoran Wei, and 1 others. 2024. Qwen2.5 technical report. *arXiv preprint arXiv:2412.15115*.
- An Yang, Bowen Yu, Chengyuan Li, Dayiheng Liu, Fei Huang, Haoyan Huang, Jiandong Jiang, Jianhong Tu, Jianwei Zhang, Jingren Zhou, and 1 others. 2025eb. Qwen2.5-1m technical report. *arXiv preprint arXiv:2501.15383*.
- Xinjia Yu, Xin Zhou, Shengfei Lyu, Xiaoqiao Wang, Huanhuan Chen, and Chunyan Miao. 2025. Report friendly: An interface design for an llm-empowered esg report generation system. In *International Conference on Human-Computer Interaction*, pages 226–241. Springer.
- Xiang Yue, Yuansheng Ni, Tianyu Zheng, Kai Zhang, Ruoqi Liu, Ge Zhang, Samuel Stevens, Dongfu Jiang, Weiming Ren, Yuxuan Sun, and 1 others. 2024. Mmmu: A massive multi-discipline multimodal understanding and reasoning benchmark for expert agi. In *2024 IEEE/CVF Conference on Computer Vision and Pattern Recognition (CVPR)*, pages 9556–9567. IEEE.
- Lei Zhang, Xin Zhou, Chaoyue He, Di Wang, Yi Wu, Hong Xu, Wei Liu, and Chunyan Miao. 2025. Mmesgbench: Pioneering multimodal understanding and complex reasoning benchmark for esg tasks. *arXiv preprint arXiv:2507.18932*.
- Lingzi Zhang, Yinan Zhang, Xin Zhou, and Zhiqi Shen. 2024. Greenrec: A large-scale dataset for green food recommendation. In *Companion Proceedings of the ACM Web Conference 2024*, pages 625–628.
- Mengdi Zhang, Qiao Shen, Zhiheng Zhao, Shuaian Wang, and George Q Huang. 2025eb. Optimizing esg reporting: Innovating with e-bert models in nature language processing. *Expert systems with applications*, 265:125931.
- Haoxi Zhong, Chaojun Xiao, Cunchao Tu, Tianyang Zhang, Zhiyuan Liu, and Maosong Sun. 2020. Jecqa: a legal-domain question answering dataset. In *Proceedings of the AAAI conference on artificial intelligence*, volume 34, pages 9701–9708.
- Xin Zhou, Lei Zhang, Honglei Zhang, Yixin Zhang, Xiaoxiong Zhang, Jie Zhang, and Zhiqi Shen. 2024. Advancing sustainability via recommender systems: a survey. *arXiv preprint arXiv:2411.07658*.
- Yuchen Zhou and Alexander Perzylo. 2023. Ontosustain: Towards an ontology for corporate sustainability reporting. In *International Semantic Web Conference (ISWC)*.
- Yi Zou, Mengying Shi, Zhongjie Chen, Zhu Deng, ZongXiong Lei, Zihan Zeng, Shiming Yang, Hongxiang Tong, Lei Xiao, and Wenwen Zhou. 2025. Esgreveal: An llm-based approach for extracting structured data from esg reports. *Journal of Cleaner Production*, 489:144572.

## Appendix

### A ESGenius-QA

#### A.1 Automated Preparation of Candidate MCQs

This appendix details the fully-automated preparation stage that converts raw knowledge sources into a pool of *candidate* MCQs. (The complete algorithm is detailed in Algorithm 1.) These candidate questions subsequently undergo expert review, editing, and validation before potential inclusion in **ESGenius-QA**. The goals of the preparation stage are twofold: (i) *breadth*—to cover as many distinct passages as possible from the source corpus, and (ii) *difficulty*—to generate questions that force LLMs to reason beyond surface-level facts.

**Input corpus.** Documents are first collected from authoritative sources in PDF format. Each PDF is then processed independently via the pipeline to enable precise tracking of corpus coverage. For encrypted PDFs, the pipeline attempts in-memory decryption where possible; if decryption fails, the file is skipped with a warning. Throughout processing, the system maintains detailed logs of extracted page counts and flags any instances of unsupported encryption formats.

**Text extraction and chunking process.** Using PyPDF2 (Fenniak et al., 2022), every page’s text is cleaned (whitespace collapse and control-character

stripping) and stored in a page map. A *chunk selector* then samples passages that satisfy length constraints

$$150 \leq |\text{chunk}| \leq 4500 \text{ characters,}$$

optionally concatenating the next page when the combined length remains under the upper bound. Each chunk is tagged with its page span (e.g., “12–13”) so that provenance is preserved.

#### **Prompted multiple-choice question generation.**

For every selected chunk the pipeline sends a carefully engineered prompt (§A.1) to the **Qwen Max’s DashScope** endpoint<sup>1</sup> that requests *exactly one* “extremely challenging” MCQ. Mandatory instructions enforce (i) deep reasoning across multiple sentences, (ii) near-miss distractors, (iii) answerability from the excerpt alone, and (iv) strict JSON output. A fixed seed (42) controls chunk sampling so that runs are reproducible.

#### **Structural validation and metadata augmentation.**

The returned JSON is sanitised, parsed, and validated. Missing or malformed keys trigger rejection. The correct answer text is cross-checked with the declared key, and a fallback correction is applied if necessary. A universal **Z** option (“Not sure”) is appended to every question to enable abstention analysis. Each validated MCQ is wrapped in a metadata envelope containing {id, source\_pdf, page\_range, difficulty, generation\_timestamp}.

#### **Iterative difficulty refinement process.**

Because the pipeline aims for a target zero-shot accuracy of  $\leq 50\%$  on an external evaluator (we use Qwen Max as the evaluator), it performs up to 15 iterative refinement rounds to achieve this threshold:

1. Test the current pool; label each MCQ with the model’s chosen answer and correctness.
2. Remove questions that the evaluator answers correctly.
3. Replace the removed questions by sampling new chunks and repeating the generation step, maintaining the original pool size.
4. Abort early if (a) accuracy falls below the target, (b) authentication errors reach the threshold (default 5), or (c) no new valid chunks remain.

---

<sup>1</sup>qwen-max-2025-01-25, temperature 0, deterministic for reproducibility.

#### **Consistency checking and question deduplication.**

Beginning with round 2 the pipeline checks that an MCQ’s evaluator result is stable across rounds; inconsistent questions are discarded. After refinement, a pairwise LLM-based similarity check removes near-duplicate questions that probe the same underlying concept. Only the first occurrence is retained.

#### **Output artifacts generation and storage.**

Two JSON files are written atomically after every processed PDF: `all_candidates_untested.json` stores *every* syntactically valid question, whereas `final_round_tested.json` retains only the post-refinement pool together with evaluator metadata. Incremental saves ensure that partial progress survives crashes, and IDs are globally unique across sessions.

#### **Transition to expert review process.**

The resulting candidate pool is then passed to the expert review process detailed in §3.1. This marks the transition from automated preparation to rigorous human validation and refinement of each question.

## Exact Prompt Template

Context: Based *only* on the following text excerpt from page(s) {page\_range} of the document '{doc\_name}':  
'''  
{text\_excerpt}  
'''

Task: Generate ONE **extremely challenging** multiple-choice question (MCQ) with a target difficulty level of '{difficulty}' specifically designed to be difficult for advanced LLMs like Qwen-Max. The question must rigorously test deep comprehension, critical reasoning, inference, and synthesis *strictly* based on the provided text excerpt. Avoid simple factual recall.

**Mandatory Instructions for Difficulty:**

- Question Focus:** The question must target subtle details, implicit relationships, logical consequences, nuanced comparisons, or the underlying purpose/function of specific information within the text. It *must* require synthesizing information from *multiple* distinct sentences or points within the excerpt.
- Distractor Design (CRITICAL):** Create highly plausible but definitively incorrect distractors. These distractors should:
  - \* Be semantically very close to the correct answer or other concepts in the text.
  - \* Represent common misconceptions or logical fallacies related to the topic, *but* be directly contradicted by the provided text.
  - \* Exploit potential ambiguities or require careful reading to identify subtle inaccuracies.
  - \* Avoid being trivially wrong or easily eliminated. All options (A, B, C, D) should seem plausible on a superficial reading.
- Avoid External Knowledge:** The question *MUST* be unambiguously answerable *solely* from the information contained within the provided text excerpt. The difficulty must come from the complexity of reasoning *within* the text, not from needing outside information.
- Direct Questioning:** The text of the generated `question` itself must *not* contain phrases like "Based on the text excerpt", "According to the document...", "In the provided context...", etc. Frame the question directly about the content.
- Advanced Strategies:** Employ techniques like identifying cause-effect relationships only implied, analyzing the necessity or sufficiency of conditions mentioned, or evaluating the scope/limitations of claims made in the text. Carefully consider using negation/exception questions ("Which of the following is NOT...") only if they significantly increase cognitive load beyond simple recall.

**Self-Correction Check (Internal Thought Process before outputting):** Does this question *genuinely* require multi-step reasoning or deep inference based *only* on the text? Are the distractors *truly* deceptive and require careful analysis of the excerpt to disprove? Is it significantly harder than a simple keyword search or basic comprehension question?

Output Format: Respond *ONLY* with a single, valid JSON object matching this exact structure:

```
{
  "question": "String: The extremely challenging question text (must not refer to the prompt or text source).",
  "options": { "A": "String: Highly plausible but incorrect Option A.", "B": "String: Highly plausible but incorrect Option B.", "C": "String: The single, unambiguously correct answer based only on the text.", "D": "String: Highly plausible but incorrect Option D." },
  "correct_answer_text": "String: The exact text of the correct answer option (must match one of the options exactly).",
  "correct_option_key": "String: The key ('A', 'B', or 'C', or 'D') corresponding to the correct answer."
}
Important: Ensure the `correct_option_key` points to the option that IS the correct answer. Randomize the position of the correct answer (A, B, C, or D). Do not include any introductory text, explanations, or markdown formatting like ```json ... ``` before or after the JSON object. Output only the JSON.
```

---

**Algorithm 1:** Automated pipeline for generating candidate MCQs

---

```
1 Hyper-parameters:
2 Chunk length  $L \in [150, 4500]$  chars;   LLM = qwen-max-2025-01-25,  $T=0$ ;   seed = 42;
   max rounds  $R_{\max} = 15$ ;   target acc.  $\leq 50\%$ ;   auth-error cap  $E_{\max} = 5$ .
Input : PDF folder knowledge_source
Output : all_candidates_untested.json, final_round_tested.json
3 foreach PDF  $d$  in folder do                                     // independent handling
4   decryptIfPossible( $d$ )
5   if unsupported encryption then continue
6   pages  $\leftarrow$  EXTRACTPAGES( $d$ )                                // cleaned text
7   chunks  $\leftarrow$  SELECTCHUNKS(pages,  $L$ )
8   foreach chunk  $c$  in chunks do
9      $mcq \leftarrow$  PROMPTLLM( $c$ )
10    if VALID( $mcq$ ) then
11      append option Z (“Not sure”)
12      add metadata {id,  $d$ , page_range, difficulty, timestamp}
13      save to all_candidates_untested.json
14    end
15  end
16  round  $\leftarrow 1$ ;
17  acc  $\leftarrow 1$ ;
18  errs  $\leftarrow 0$ 
19  while round  $\leq R_{\max}$  and acc  $> 0.5$  do
20    acc  $\leftarrow$  EVALUATEPOOL()
21    remove correctly answered MCQs
22    if errs  $\geq E_{\max}$  or no new chunks then break
23    replenish via SELECTCHUNKS  $\rightarrow$  PROMPTLLM
24    round  $\leftarrow$  round + 1
25  end
26  drop unstable MCQs across rounds
27  deduplicate with LLM similarity check (keep first)
28  atomically write surviving pool  $\rightarrow$  final_round_tested.json
29 end
30 Expert review: domain specialists verify facts, polish wording, rebalance difficulty, and
   accept/reject questions for release.
```

---

## A.2 LLM’s Raw Response Validation

Given an LLM’s raw response, the routine first guards against NONE or empty inputs, then accepts “Z” directly as the special *unsure* option. For other strings it proceeds in two stages:

**Direct acceptance:** If every character in the trimmed string is drawn from {A,B,C,D}, return the deduplicated, *sorted* set (e.g., “DCB”  $\rightarrow$  “BCD”).

**Robust cleanup:** Otherwise the string is sanitized: (i) replace all non-alphabetic symbols by spaces, (ii) drop any word containing lowercase letters, (iii) retain only words composed of A–D, Z. The result is deduplicated and sorted as above. If the cleaned string is empty, contains a lone “Z”, or

mixes “Z” with other letters, the function outputs INVALID\_ANSWER\_MARKER.

This design accepts the minimal valid alphabet while aggressively filtering free-form text, punctuation, and lower-case distractors that often appear in LLM generations, to guarantee that the response is a valid multiple-choice answer.

## A.3 ESGenius-QA Example Question Structures

### A.3.1 Zero-Shot Evaluation Example

**Question ID:** 1

**Question.** According to the *IPCC AR6 Synthe-*

Metric	Value
<i>Questions</i>	
Entries/Tokens/Vocab	1 136 / 40 983 / 2 896
Mean (Median)	36.08 (35)
Q <sub>1</sub> – Q <sub>3</sub>	30 – 40
Range	18 – 94
<i>Options</i>	
Entries/Tokens/Vocab	5 680 / 88 304 / 6 810
Mean (Median)	15.55 (17)
Q <sub>1</sub> – Q <sub>3</sub>	12 – 21
Range	1 – 54
<i>Source Text</i>	
Entries/Tokens/Vocab	1 136 / 550 200 / 18 826
Mean (Median)	484.33 (467)
Q <sub>1</sub> – Q <sub>3</sub>	390 – 586
Range	33 – 984

Table 1: Token-level profile of the **ESGenius-QA**. Source texts provide dense evidence (median 467 tokens) supporting higher-order reasoning.

*sis Report*, which statement would most likely *increase the vulnerability of biodiversity and ecosystem services* while simultaneously *reducing carbon uptake*, given the relationships described?

- A. Implementing targeted management strategies for ocean ecosystems without addressing global warming.
- B. Failing to rebuild overexploited fisheries while achieving significant reductions in fossil-fuel dependency.
- C. Limiting global warming but neglecting land-restoration efforts and cooperative decision-making with Indigenous Peoples.
- D. Prioritizing disaster-risk management and early-warning systems without integrating ecosystem considerations into climate policies.
- Z. Not sure

**Correct Answer:** A

### A.3.2 RAG Evaluation Example

**Question ID:** 580

**Reference.** Page 213, *SUS Report.pdf*

**Question.** Which of the following conclusions about Fiji’s progress toward sustainable development can be most reasonably inferred from the data trends and gaps presented in the *Sustainable Development Report 2024*?

- A. Fiji has achieved near-universal access to clean water but faces significant challenges in reducing

urban slum populations.

B. Fiji’s environmental sustainability efforts are hindered primarily by high deforestation rates and low biodiversity protection.

C. Fiji excels in reducing income inequality, as evidenced by a low Gini coefficient and minimal reliance on imports for nitrogen emissions.

D. Fiji demonstrates strong performance in internet accessibility but shows untracked research and development expenditure.

Z. Not sure

**Correct Answer:** D

**Retrieved Source Text.** Performance by Indicator5. Country Profiles *Sustainable Development Report 2024 – The SDGs and the UN Summit of the Future 201*

\* Imputed data point, \*\* Not applicable NA = Data not available

### FIJI

#### SDG 9 – Industry, Innovation and Infrastructure

Rural population with access to all-season roads (%) 96.7 (2024) ••

Population using the internet (%) 85.2 (2022) •A

Mobile broadband subscriptions (per 100 population) 76.1 (2021) •A

Logistics Performance Index: Infrastructure score (worst 1–5 best) 2.2 (2023) •G

The Times Higher Education Universities Ranking: Average score of top 3 universities (worst 0–100 best) 30.5 (2024) ••

Articles published in academic journals (per 1 000 population) 0.6 (2022) •A

Expenditure on research and development (% of GDP) NA NA ••

#### SDG 10 – Reduced Inequalities

Gini coefficient 30.7 (2019) ••

Palma ratio 1.1 (2019) ••

#### SDG 11 – Sustainable Cities and Communities

Proportion of urban population living in slums (%) 9.4 (2020) •D

Annual mean concentration of  $PM_{2.5}$  ( $\mu\text{g}/\text{m}^3$ ) 7.4 (2022) •D

Access to improved water source, piped (% of urban population) 98.4 (2022) •A

Population with convenient access to public transport in cities (%) 19.2 (2020) ••

#### SDG 12 – Responsible Consumption and Production

Municipal solid waste (kg/capita/day) 0.6 (2011) ••

Electronic waste (kg/capita) 6.1 (2019) ••

Production-based air pollution (DALYs per 1 000 population) NA NA ••

Air pollution associated with imports (DALYs per 1 000 population) NA NA ••

Production-based nitrogen emissions (kg/capita) NA NA ••  
Nitrogen emissions associated with imports (kg/capita) NA NA ••  
Exports of plastic waste (kg/capita) 0.6 (2022) •A

### **SDG 13 – Climate Action**

$CO_2$  emissions from fossil-fuel combustion and cement production (t  $CO_2$ /capita) 1.2 (2022) •A  
GHG emissions embodied in imports (t  $CO_2$ /capita) NA NA ••  
 $CO_2$  emissions embodied in fossil-fuel exports (kg/capita) 0.0 (2022) ••

### **SDG 14 – Life Below Water**

Mean area that is protected in marine sites important to biodiversity (%) 16.5 (2023) •D  
Ocean Health Index: Clean Waters score (worst 0–100 best) 74.1 (2023) •D  
Fish caught from overexploited or collapsed stocks (% of total catch) 9.0 (2018) •A  
Fish caught by trawling or dredging (%) 0.0 (2019) ••  
Fish caught that are then discarded (%) 7.3 (2019) •D  
Marine biodiversity threats embodied in imports (per million population) 0.3 (2018) ••

### **SDG 15 – Life on Land**

Mean area that is protected in terrestrial sites important to biodiversity (%) 11.2 (2023) •D  
Mean area that is protected in freshwater sites important to biodiversity (%) 0.1 (2023) •D  
Red List Index of species survival (worst 0–1 best) 0.69 (2024) •G  
Permanent deforestation (% of forest area, 3-year average) 0.1 (2022) •A  
Imported deforestation (m<sup>2</sup>/capita) NA NA ••

### **SDG 16 – Peace, Justice and Strong Institutions**

Homicides (per 100 000 population) 2.2 (2020) •D  
Crime is effectively controlled (worst 0–1 best) NA NA ••  
Unsented detainees (% of prison population) 19.9 (2021) •A  
Birth registrations with civil authority (% of children under 5) 86.6 (2021) ••  
Corruption Perceptions Index (worst 0–1 best) 52.0 (2023) ••  
Children involved in child labor (%) 16.7 (2021) ••  
Exports of major conventional weapons (TIV constant million USD per 100 000 population) \* 0.0 (2023) ••  
Press Freedom Index (worst 0–1 best) 71.2 (2024) •A  
Access to and affordability of justice (worst 0–1 best) NA NA ••  
Timeliness of administrative proceedings (worst 0–1 best) NA NA ••  
Expropriations are lawful and adequately compensated (worst 0–1 best) NA NA ••

### **SDG 17 – Partnerships for the Goals**

Government spending on health and education (% of GDP) 9.3 (2021) •A  
Government revenue excluding grants (% of GDP) 19.0 (2021) •G  
Corporate Tax Haven score (best 0–100 worst) \* 0 (2021) ••  
Statistical Performance Index (worst 0–100 best) 63.2 (2022) •S  
Index of countries' support to UN-based multilateralism (worst 0–100 best) 88.3 (2023) ••

### **SDG 1 – No Poverty**

Poverty headcount ratio at \$2.15/day (2017 PPP, %) 1.6 (2024) •D  
Poverty headcount ratio at \$3.65/day (2017 PPP, %) 7.3 (2024) •D

### **SDG 2 – Zero Hunger**

Prevalence of undernourishment (%) 6.6 (2021) •A  
Prevalence of stunting in children under 5 years of age (%) 7.2 (2021) ••  
Prevalence of wasting in children under 5 years of age (%) 4.6 (2021) ••  
Prevalence of obesity, BMI  $\geq$  30 (% of adult population) 33.8 (2022) •G  
Human Trophic Level (best 2–3 worst) 2.2 (2021) •D  
Cereal yield (tonnes per hectare of harvested land) 4.1 (202...)

## **B Prompt Template**

For MCQs (4 options + 1 Not sure with 1 answer), we use the following prompt templates:

### **B.1 Zero-Shot Prompt**

You are an expert in ESG (Environmental, Social, Governance) and Sustainability related topics. Answer the question with a single letter based on authoritative knowledge. Each option content is case-sensitive.

Question: [Question text]

Options:

A: [Option A text]

B: [Option B text]

C: [Option C text]

D: [Option D text]

Z: Not sure

Answer: <Model's response goes here>

### **B.2 RAG Prompt**

Context: [source text]

You are an expert in ESG (Environmental, Social, Governance) and Sustainability related topics. An-

swer the question with a single letter based on authoritative knowledge. Each option content is case-sensitive.

Question: [Question text]

Options:

A: [Option A text]

B: [Option B text]

C: [Option C text]

D: [Option D text]

Z: Not sure

Answer: <Model's response goes here>

## C Main Experimental Results Table

### C.1 3 Examples with Very Low Accuracy Across All Models

**Question ID:** 432

**Question.** Which statement accurately reflects the relationship between renewable energy adoption and regional disparities as indicated in *The Sustainable Development Goals Report 2024*?

Options:

A: Developing countries are projected to surpass developed countries in per capita renewable electricity capacity within the next decade based on current growth rates.

B: The disparity in renewable energy capacity between least developed countries (LDCs) and developing countries is expected to close within 15 years if LDCs maintain their current growth trajectory.

C: The installed renewable electricity capacity in least developed countries (LDCs) grew at a faster compound annual growth rate than in developed countries over the past seven years.

D: Landlocked developing States have achieved a higher per capita renewable electricity capacity than small island developing countries but still lag significantly behind developing countries overall.

Z: Not sure

**Correct Answer:** D

**Accuracy:** 0%

---

**Question ID:** 635

**Question.** Which factor is most directly responsible for the limited adoption of ESCO business models despite their potential to mitigate financial risks and provide expertise in energy efficiency projects, according to the *Climate Change 2022: Mitigation of Climate Change. Working Group III*

*Contribution to the Sixth Assessment Report of the Intergovernmental Panel on Climate Change*?

Options:

A: The absence of stringent regulatory frameworks governing energy codes.

B: The insufficient involvement of the public sector in transportation infrastructure projects.

C: The lack of awareness among financial institutions about energy efficiency benefits.

D: The prevalence of asymmetric information and split incentives within firms.

Z: Not sure

**Correct Answer:** C

**Accuracy:** 0%

---

**Question ID:** 1006

**Question.** Which of the following best describes a necessary condition for an injury or illness to be classified as a recordable incident under the entity's disclosure requirements in the *Chemicals – Sustainability Accounting Standard*?

Options:

A: The injury or illness must result in at least one day away from work or require medical treatment beyond first aid.

B: The injury or illness must be diagnosed by a licensed healthcare professional, regardless of its impact on the employee's work status.

C: The injury or illness must occur within the establishment but does not need to involve exposure to harmful substances or heavy machinery.

D: The injury or illness must lead to restricted work, job transfer, or loss of consciousness, even if it is not diagnosed by a physician.

Z: Not sure

**Correct Answer:** B

**Accuracy:** 0%

Type	Family	Model	Size	S.G.	I-T	Rea	Zero-Shot	RAG	Improvement
Open Source	DeepSeek	DeepSeek-R1-Distill-Qwen	1.5B	M	No	Yes	0.3134	0.4305	37.36%
		DeepSeek-R1-Distill-Qwen	7B	L	No	Yes	0.5018	0.6505	29.63%
		DeepSeek-R1-Distill-Qwen	14B	L	No	Yes	0.6382	0.8046	26.07%
		DeepSeek-R1-Distill-Qwen	32B	XL	No	Yes	0.6312	0.8143	29.01%
		DeepSeek-R1-Distill-Llama	8B	L	No	Yes	0.5502	0.6250	13.60%
		DeepSeek-R1-Distill-Llama	70B	XL	No	Yes	0.6505	0.8170	25.60%
	Google Gemma	Gemma-3 (Team et al., 2025)	1B	M	No	No	0.2421	0.2526	4.33%
		Gemma-3	1B	M	Yes	No	0.5000	0.5977	19.54%
		Gemma-3	4B	M	No	No	0.6083	0.6860	12.77%
		Gemma-3	4B	M	Yes	No	0.6144	0.7518	22.36%
		Gemma-3	12B	L	No	No	0.6514	0.6857	5.26%
		Gemma-3	12B	L	Yes	No	0.6514	0.8380	28.64%
		Gemma-3	27B	L	No	No	0.2165	0.5229	141.57%
		Gemma-3	27B	L	Yes	No	0.6356	0.8336	31.15%
	Meta Llama	Meta-Llama-3 (Grattafiori et al., 2024)	8B	L	No	No	0.6461	0.7324	13.36%
		Llama-3.1	8B	L	No	No	0.6699	0.7650	14.20%
		Llama-3.1	8B	L	Yes	No	0.6382	0.7993	25.24%
		Llama-3.2	1B	M	No	No	0.3609	0.3680	2.00%
		Llama-3.2	1B	M	Yes	No	0.5986	0.6452	7.79%
		Llama-3.2	3B	M	No	No	0.6074	0.6831	12.48%
		Llama-3.2	3B	M	Yes	No	0.5968	0.7218	20.95%
		Llama-3.3	70B	XL	Yes	No	0.6576	0.7887	20.00%
	Alibaba Qwen	Qwen2.5 (Yang et al., 2024)	0.5B	S	No	No	0.5458	0.5396	-1.14%
		Qwen2.5	0.5B	S	Yes	No	0.5775	0.5343	-7.48%
		Qwen2.5	1.5B	M	No	No	0.6391	0.6928	8.40%
		Qwen2.5	1.5B	M	Yes	No	0.5484	0.6972	27.13%
		Qwen2.5	3B	M	No	No	0.5889	0.7632	29.60%
		Qwen2.5	3B	M	Yes	No	0.5871	0.5211	-11.24%
		Qwen2.5	7B	L	No	No	0.6496	0.8055	23.99%
		Qwen2.5	7B	L	Yes	No	0.6276	0.7967	27.27%
		Qwen2.5	14B	L	No	No	0.6734	0.8231	22.22%
		Qwen2.5	14B	L	Yes	No	0.6197	0.8231	32.83%
		Qwen2.5	32B	XL	No	No	0.6593	0.8081	22.55%
		Qwen2.5	32B	XL	Yes	No	0.6039	0.8247	36.57%
		Qwen2.5	72B	XL	No	No	0.6188	0.7201	16.39%
		Qwen2.5	72B	XL	Yes	No	0.6347	0.8257	29.78%
		Qwen2.5-1M (Yang et al., 2025eb)	7B	L	Yes	No	0.6206	0.8063	29.92%
		Qwen2.5-1M	14B	L	Yes	No	0.6268	0.8222	28.01%
		QwQ (Team, 2025)	32B	XL	No	Yes	0.3900	0.7614	95.23%
		Qwen3 (Yang et al., 2025)	0.6B	S	No	No	0.2896	0.0942	-67.47%
		Qwen3	1.7B	M	No	No	0.5836	0.6937	18.87%
		Qwen3	4B	M	No	No	0.6188	0.7905	27.75%
		Qwen3	8B	L	No	No	0.6021	0.6708	11.41%
Proprietary API	DeepSeek	DeepSeek-R1 (Guo et al., 2025)	671B	XXL	No	Yes	0.6629	-	-
		DeepSeek-V3 (Liu et al., 2024)	671B	XXL	No	No	0.6532	-	-
	Alibaba Qwen	Qwen2.5-Max (qwen-max-2025-01-25)	A22B†(MoE 325B)	XL	No	Yes	0.6444	-	-
	OpenAI GPT	GPT-4o-mini	8B†	L	No	No	0.6268	-	-
		GPT-4o (Hurst et al., 2024)	200B†	XXL	No	No	0.6364	-	-
		o4-mini	3B†	M	No	Yes	0.6945	-	-
		o3	300B†	M	No	Yes	0.7254	-	-

Table 2: Comprehensive ESGenius results showing LLM performance under Zero-Shot and RAG settings. S.G. denotes Size Group (S: Small ( $\leq 1B$ ), M: Medium (1–7B), L: Large (7–30B), XL: Extra Large (30–100B), XXL: Extra Extra Large ( $>100B$ )); I-T: Instruction Tuning; Rea: Reasoning Focus. Improvement (%):  $\frac{RAG - Zero-Shot}{Zero-Shot} \times 100$ . “–” indicates scores currently unavailable due to technical constraints. † indicates industry size estimates. A ranking bar chart of zero-shot performance is shown in Figure 3.

## ESGenius\_1136q - Model Ranking (50 Models)

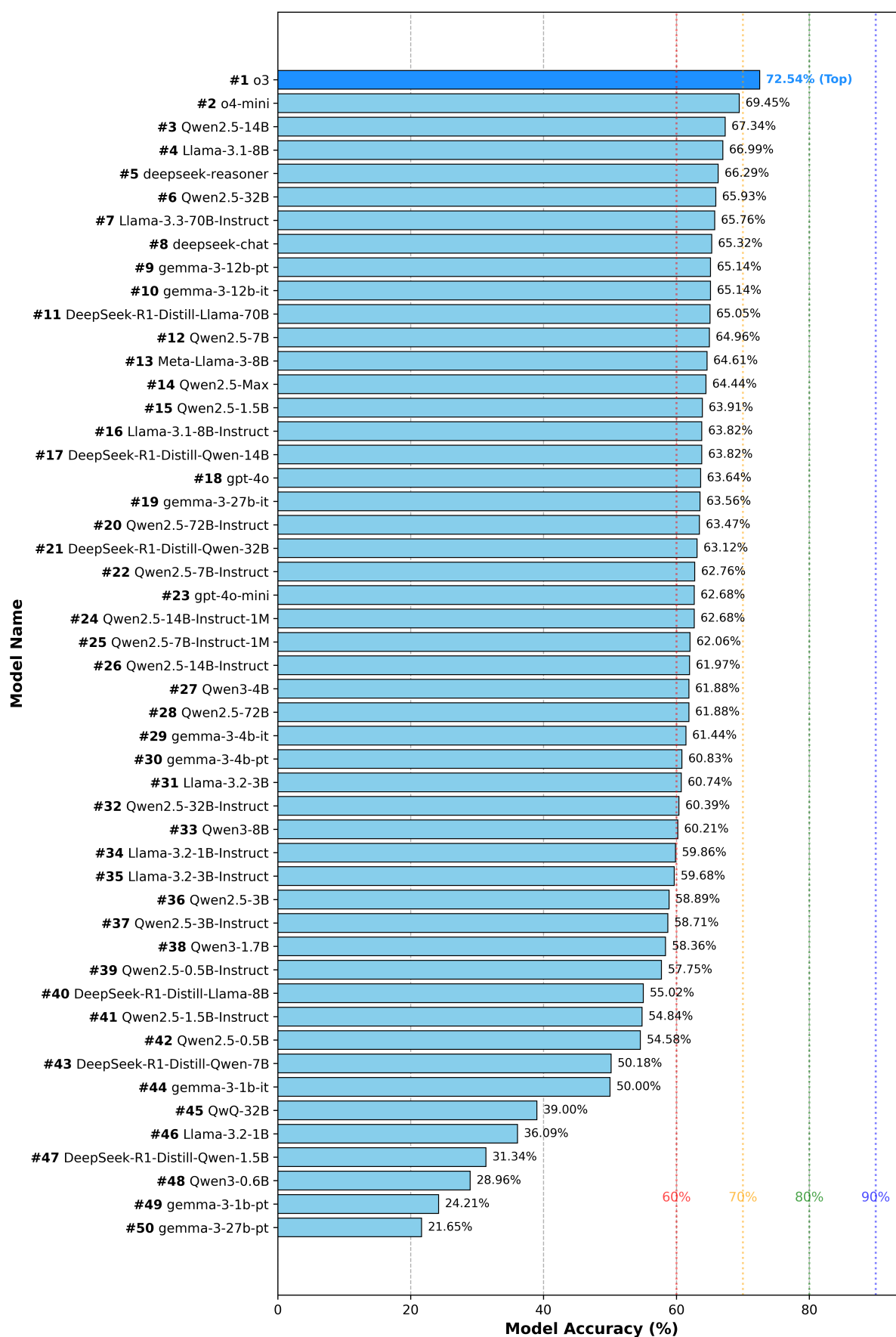


Figure 3: Zero-Shot model ranking on ESGenius (1136 questions). The chart shows model accuracies across 50 LLMs, with o3 achieving the highest score of 72.54%.

## D ESGenius-Corpus

The corpus integrates authoritative frameworks, corporate questionnaires, and scientific assessments that comprehensively cover environmental, social, and governance (ESG) considerations. A detailed quantitative overview of the collection is presented across multiple tables: Table 3 summarizes IPCC climate-science assessments, Table 4 covers GRI Standards, Tables 5–6 detail SASB’s industry-specific disclosures, Tables 7–8 outline IFRS/ISSB standards and guidance, Table 9 catalogs TCFD materials, Table 10 documents CDP questionnaires, and Table 11 captures UN Sustainable Development Goals (SDGs) content. The distribution of pages and questions across these sources is visualized in Figures 7 and 8, respectively. From this comprehensive dataset, several key insights emerge:

1. **Breadth versus depth.** Altogether, these seven sources comprise **231 distinct documents** spanning approximately **19,600 pages**. While bodies such as SASB and IFRS/ISSB each contribute dozens of relatively concise files, the Intergovernmental Panel on Climate Change (IPCC) anchors the corpus with just seven reports that total over 10,000 pages.
2. **Standards-driven core.** Internationally recognized ESG standards and disclosure frameworks—GRI, SASB, IFRS/ISSB, TCFD, and CDP—form the backbone of **ESGenius**. They reflect the most widely adopted practices for sustainability reporting, management, and climate-risk disclosure, offering a robust foundation for both quantitative and qualitative benchmarking.
3. **Disclosure and reporting frameworks.** Market-facing reporting initiatives (SASB, GRI, TCFD, CDP) collectively emphasize implementation guides and sector- or topic-specific questionnaires, resulting in many individual questions but fewer pages per document. This modular structure facilitates domain-specific data collection and comparability across diverse industries.
4. **Science-heavy climate assessments.** IPCC assessment reports present the opposite pattern: fewer individual documents but extremely high page counts. This science-heavy text ensures deep coverage of climate-change

fundamentals, impacts, and mitigation pathways—an essential knowledge base informing the standards and regulations in the broader ESG ecosystem.

5. **Sustainable development anchor.** The UN’s SDGs underpin cross-sector and cross-country sustainability objectives. Although comparatively compact in page count, these seminal UN publications situate corporate ESG strategies within the global 2030 Agenda, ensuring broader alignment with international development priorities.
6. **Imbalanced density highlights practical challenges.** Marked disparities between the distribution of documents and the distribution of pages underscore the varied scope of ESG sources: some (e.g., IPCC) are exhaustive scientific compendiums, while others (e.g., GRI, SASB, IFRS) comprise slimmer but more numerous reference standards. For researchers and practitioners alike, tasks ranging from large-scale summarization to specialized technical queries must navigate this imbalance of question count versus depth.

Taken together, these characteristics demonstrate that **ESGenius** provides both the *breadth* (multiple standards, guidance, and scientific anchors) and the *depth* (tens of thousands of pages) required for evaluating advanced language models on ESG-focused reasoning, retrieval, and generation tasks. Future expansions will incorporate emerging disclosure rules and further national or sectoral guidelines, maintaining the corpus’s comprehensive coverage over time.

Original Document Title	Year	Size	Pages	No. Qs
<i>Climate Change 2023 — Synthesis Report</i> (IPCC, 2023cb)	2023	4.9 MB	186	18
<i>Climate Change 2022: Mitigation of Climate Change. Working Group III Contribution to the Sixth Assessment Report of the Intergovernmental Panel on Climate Change</i> (IPCC, 2022cb)	2022	74.2 MB	2 042	19
<i>Climate Change 2022: Impacts, Adaptation and Vulnerability. Working Group II Contribution to the IPCC Sixth Assessment Report</i> (IPCC, 2022)	2022	378 MB	3 675	14
<i>Climate Change 2021: The Physical Science Basis. Working Group I Contribution to the IPCC Sixth Assessment Report</i> (IPCC, 2021)	2021	275 MB	2 409	14
<i>Climate Change and Land: An IPCC Special Report on climate change, desertification, land degradation, sustainable land management, food security, and greenhouse gas fluxes in terrestrial ecosystems</i> (IPCC, 2019)	2019	28 MB	874	16
<i>The Ocean and Cryosphere in a Changing Climate: A Special Report of the Intergovernmental Panel on Climate Change</i> (IPCC, 2019cb)	2019	59.4 MB	765	17
<i>Global Warming of 1.5 °C: An IPCC Special Report on the impacts of global warming of 1.5°C above pre-industrial levels and related global greenhouse gas emission pathways, in the context of strengthening the global response to the threat of climate change, sustainable development, and efforts to eradicate poverty</i> (IPCC, 2018)	2018	65 MB	631	19
Total	-	884.5MB	10 582	117

Table 3: Comprehensive metadata for the **seven IPCC reports** curated in the **ESGenius**. This collection represents the complete Sixth Assessment Report (AR6) cycle and key Special Reports from 2018-2023. The AR6 materials include the 2023 Synthesis Report and three Working Group contributions covering physical science (WG1), impacts & adaptation (WG2), and mitigation (WG3). Three thematic Special Reports address land use (SRCCL), oceans & ice (SROCC), and 1.5°C warming pathways (SR15). Totalling **10,582 pages** and **117 evaluation questions**, these authoritative climate science assessments form a crucial knowledge foundation for ESG analysis. Document sizes range from 4.9MB to 378MB. The collection provides comprehensive coverage of climate science, impacts, and policy responses that inform modern ESG frameworks like TCFD, CSRD, and ISSB standards. All documents are sourced directly from IPCC (<https://www.ipcc.ch>) and represent peer-reviewed, UN-mandated scientific assessments.

Original Document Title	Year	Size	Pages	No. Qs
<i>Consolidated Set of the GRI Standards 2021</i> (gri, 2021)	2021	19 MB	677	46
<i>GRI 1: Foundation 2021</i> (gri, 2021ab)	2021	1.2 MB	39	6
<i>GRI 2: General Disclosures 2021</i> (gri, 2021ad)	2021	1.2 MB	58	11
<i>GRI 3: Material Topics 2021</i> (gri, 2021ae)	2021	1.1 MB	30	5
<i>GRI 11: Oil and Gas Sector 2021</i> (gri, 2021ac)	2021	2.2 MB	93	14
<i>GRI 12: Coal Sector 2022</i> (gri, 2022)	2022	2.1 MB	86	16
<i>GRI 13: Agriculture, Aquaculture and Fishing Sectors 2022</i> (gri, 2022ab)	2022	2.5 MB	95	17
<i>GRI 14: Mining Sector 2024</i> (gri, 2024ab)	2024	2.6 MB	100	15
<i>GRI 101: Biodiversity 2024</i> (gri, 2024)	2024	1.3 MB	50	10
<i>GRI 201: Economic Performance 2016</i> (gri, 2016a)	2016	862 KB	16	2
<i>GRI 202: Market Presence 2016</i> (gri, 2016b)	2016	834 KB	15	1
<i>GRI 203: Indirect Economic Impacts 2016</i> (gri, 2016c)	2016	817 KB	11	3
<i>GRI 204: Procurement Practices 2016</i> (gri, 2016d)	2016	821 KB	11	3
<i>GRI 205: Anti-corruption 2016</i> (gri, 2016e)	2016	855 KB	16	1
<i>GRI 206: Anti-competitive Behavior 2016</i> (gri, 2016f)	2016	829 KB	13	1
<i>GRI 207: Tax 2019</i> (gri, 2019)	2019	947 KB	21	3
<i>GRI 301: Materials 2016</i> (gri, 2016g)	2016	831 KB	13	1
<i>GRI 302: Energy 2016</i> (gri, 2016h)	2016	859 KB	19	1
<i>GRI 303: Water and Effluents 2018</i> (gri, 2018)	2018	1 MB	28	4
<i>GRI 304: Biodiversity 2016</i> (gri, 2016i)	2016	845 KB	15	1
<i>GRI 305: Emissions 2016</i> (gri, 2016j)	2016	936 KB	26	4
<i>GRI 306: Effluents and Waste 2016</i> (gri, 2016k)	2016	640 KB	15	1
<i>GRI 306: Waste 2020</i> (gri, 2020)	2020	1.7 MB	30	1
<i>GRI 308: Supplier Environmental Assessment 2016</i> (gri, 2016l)	2016	851 KB	14	1
<i>GRI 401: Employment 2016</i> (gri, 2016m)	2016	860 KB	16	2
<i>GRI 402: Labor/Management Relations 2016</i> (gri, 2016n)	2016	855 KB	13	1
<i>GRI 403: Occupational Health and Safety 2018</i> (gri, 2018ab)	2018	1.1 MB	35	6
<i>GRI 404: Training and Education 2016</i> (gri, 2016o)	2016	837 KB	15	0
<i>GRI 405: Diversity and Equal Opportunity 2016</i> (gri, 2016p)	2016	856 KB	15	1
<i>GRI 406: Non-discrimination 2016</i> (gri, 2016q)	2016	853 KB	12	1
<i>GRI 407: Freedom of Association and Collective Bargaining 2016</i> (gri, 2016r)	2016	870 KB	13	1
<i>GRI 408: Child Labor 2016</i> (gri, 2016s)	2016	868 KB	14	0
<i>GRI 409: Forced or Compulsory Labor 2016</i> (gri, 2016t)	2016	912 KB	13	1
<i>GRI 410: Security Practices 2016</i> (gri, 2016u)	2016	841 KB	11	4
<i>GRI 411: Rights of Indigenous Peoples 2016</i> (gri, 2016v)	2016	863 KB	14	1
<i>GRI 413: Local Communities 2016</i> (gri, 2016w)	2016	885 KB	16	2
<i>GRI 414: Supplier Social Assessment 2016</i> (gri, 2016x)	2016	853 KB	14	1
<i>GRI 415: Public Policy 2016</i> (gri, 2016y)	2016	816 KB	12	1
<i>GRI 416: Customer Health and Safety 2016</i> (gri, 2016z)	2016	825 KB	12	1
<i>GRI 417: Marketing and Labeling 2016</i> (gri, 2016aa)	2016	837 KB	14	1
<i>GRI 418: Customer Privacy 2016</i> (gri, 2016ab)	2016	825 KB	12	1
<i>GRI Standards Glossary 2022</i> (gri, 2022ac)	2022	680 KB	23	2
<i>A Practical Guide to Sustainability Reporting Using GRI and SASB Standards</i> (gri, 2021ag)	2021	1.5 MB	42	4
<i>The GRI Standards — A Guide for Policy Makers</i> (gri, 2021af)	2021	7.1 MB	19	2
Total	-	70.863MB	1,826	201

Table 4: Metadata for the **GRI Standards** collection in **ESGenius**. This comprehensive collection spans 2016-2024 and comprises: (1) Universal Standards (GRI 1-3) establishing core reporting principles, (2) Sector Standards (GRI 11-14) for high-impact industries, and (3) Topic Standards covering economic (200 series), environmental (300 series), and social (400 series) aspects. Key features include: **Coverage:** 1,826 pages across 40+ standards documents; **Evaluation:** 201 domain-specific questions; **Scope:** Comprehensive ESG disclosure requirements spanning corporate governance, environmental impact, and social responsibility. All standards sourced from GRI (<https://www.globalreporting.org/>), the leading authority in sustainability reporting frameworks.

Original Document Title	Year	Size	Pages	No. Qs
<i>Apparel, Accessories &amp; Footwear - SUSTAINABILITY ACCOUNTING STANDARD (sas, 2023cg)</i>	2023	410 KB	21	4
<i>Appliance Manufacturing - SUSTAINABILITY ACCOUNTING STANDARD (sas, 2023ch)</i>	2023	340 KB	13	1
<i>Building Products &amp; Furnishings - SUSTAINABILITY ACCOUNTING STANDARD (sas, 2023cn)</i>	2023	369 KB	18	1
<i>E-commerce - SUSTAINABILITY ACCOUNTING STANDARD (sas, 2023cy)</i>	2023	402 KB	24	3
<i>Household &amp; Personal Products - SUSTAINABILITY ACCOUNTING STANDARD (sas, 2023dn)</i>	2023	371 KB	19	1
<i>Multiline &amp; Specialty Retailers &amp; Distributors - SUSTAINABILITY ACCOUNTING STANDARD (sas, 2023eb)</i>	2023	399 KB	24	3
<i>Toys &amp; Sporting Goods - SUSTAINABILITY ACCOUNTING STANDARD (sas, 2023ev)</i>	2023	346 KB	13	0
<i>Coal Operations - SUSTAINABILITY ACCOUNTING STANDARD (sas, 2023cr)</i>	2023	490 KB	41	8
<i>Construction Materials - SUSTAINABILITY ACCOUNTING STANDARD (sas, 2023ct)</i>	2023	414 KB	27	3
<i>Iron &amp; Steel Producers - SUSTAINABILITY ACCOUNTING STANDARD (sas, 2023ds)</i>	2023	392 KB	24	4
<i>Metals &amp; Mining - SUSTAINABILITY ACCOUNTING STANDARD (sas, 2023dz)</i>	2023	521 KB	47	8
<i>Oil &amp; Gas – Exploration &amp; Production - SUSTAINABILITY ACCOUNTING STANDARD (sas, 2023ed)</i>	2023	511 KB	47	6
<i>Oil &amp; Gas – Midstream - SUSTAINABILITY ACCOUNTING STANDARD (sas, 2023ee)</i>	2023	407 KB	26	4
<i>Oil &amp; Gas – Refining &amp; Marketing - SUSTAINABILITY ACCOUNTING STANDARD (sas, 2023ef)</i>	2023	433 KB	31	5
<i>Oil &amp; Gas – Services - SUSTAINABILITY ACCOUNTING STANDARD (sas, 2023eg)</i>	2023	413 KB	28	4
<i>Asset Management &amp; Custody Activities - SUSTAINABILITY ACCOUNTING STANDARD (sas, 2023ci)</i>	2023	404 KB	24	3
<i>Commercial Banks - SUSTAINABILITY ACCOUNTING STANDARD (sas, 2023cs)</i>	2023	394 KB	23	3
<i>Consumer Finance - SUSTAINABILITY ACCOUNTING STANDARD (sas, 2023cu)</i>	2023	372 KB	20	3
<i>Insurance - SUSTAINABILITY ACCOUNTING STANDARD (sas, 2023dp)</i>	2023	408 KB	26	3
<i>Investment Banking &amp; Brokerage - SUSTAINABILITY ACCOUNTING STANDARD (sas, 2023dr)</i>	2023	420 KB	28	4
<i>Mortgage Finance - SUSTAINABILITY ACCOUNTING STANDARD (sas, 2023ea)</i>	2023	366 KB	17	2
<i>Security &amp; Commodity Exchanges - SUSTAINABILITY ACCOUNTING STANDARD (sas, 2023ep)</i>	2023	362 KB	17	1
<i>Agricultural Products - SUSTAINABILITY ACCOUNTING STANDARD (sas, 2023cc)</i>	2023	426 KB	30	3
<i>Alcoholic Beverages - SUSTAINABILITY ACCOUNTING STANDARD (sas, 2023cf)</i>	2023	400 KB	26	4
<i>Food Retailers &amp; Distributors - SUSTAINABILITY ACCOUNTING STANDARD (sas, 2023de)</i>	2023	452 KB	37	5
<i>Meat, Poultry &amp; Dairy - SUSTAINABILITY ACCOUNTING STANDARD (sas, 2023dw)</i>	2023	442 KB	34	6
<i>Non-Alcoholic Beverages - SUSTAINABILITY ACCOUNTING STANDARD (sas, 2023ec)</i>	2023	419 KB	30	3
<i>Processed Foods - SUSTAINABILITY ACCOUNTING STANDARD (sas, 2023eh)</i>	2023	434 KB	32	5
<i>Restaurants - SUSTAINABILITY ACCOUNTING STANDARD (sas, 2023en)</i>	2023	418 KB	30	5
<i>Tobacco - SUSTAINABILITY ACCOUNTING STANDARD (sas, 2023eu)</i>	2023	337 KB	12	1
<i>Biotechnology &amp; Pharmaceuticals - SUSTAINABILITY ACCOUNTING STANDARD (sas, 2023cm)</i>	2023	415 KB	29	4
<i>Drug Retailers - SUSTAINABILITY ACCOUNTING STANDARD (sas, 2023cx)</i>	2023	378 KB	21	3
<i>Health Care Delivery - SUSTAINABILITY ACCOUNTING STANDARD (sas, 2023dj)</i>	2023	432 KB	33	6
<i>Health Care Distributors - SUSTAINABILITY ACCOUNTING STANDARD (sas, 2023dk)</i>	2023	358 KB	17	1
<i>Managed Care - SUSTAINABILITY ACCOUNTING STANDARD (sas, 2023du)</i>	2023	371 KB	20	3
<i>Medical Equipment &amp; Supplies - SUSTAINABILITY ACCOUNTING STANDARD (sas, 2023dy)</i>	2023	380 KB	22	2
<i>Electric Utilities &amp; Power Generators - SUSTAINABILITY ACCOUNTING STANDARD (sas, 2023da)</i>	2023	458 KB	35	4
<i>Engineering &amp; Construction Service - SUSTAINABILITY ACCOUNTING STANDARD (sas, 2023dd)</i>	2023	402 KB	26	4

Table 5: Metadata for SASB industry-specific disclosure standards — **Part I.**

Original Document Title	Year	Size	Pages	No. Qs
<i>Gas Utilities &amp; Distributors - SUSTAINABILITY ACCOUNTING STANDARD</i> (sas, 2023dh)	2023	372 KB	19	0
<i>Home Builders - SUSTAINABILITY ACCOUNTING STANDARD</i> (sas, 2023dl)	2023	383 KB	21	1
<i>Real Estate - SUSTAINABILITY ACCOUNTING STANDARD</i> (sas, 2023el)	2023	285 KB	38	5
<i>Real Estate Services - SUSTAINABILITY ACCOUNTING STANDARD</i> (sas, 2023em)	2023	349 KB	15	0
<i>Waste Management - SUSTAINABILITY ACCOUNTING STANDARD</i> (sas, 2023ew)	2023	430 KB	31	5
<i>Water Utilities &amp; Services - SUSTAINABILITY ACCOUNTING STANDARD</i> (sas, 2023ex)	2023	436 KB	32	4
<i>Biofuels - SUSTAINABILITY ACCOUNTING STANDARD</i> (sas, 2023cl)	2023	380 KB	20	1
<i>Forestry Management - SUSTAINABILITY ACCOUNTING STANDARD</i> (sas, 2023df)	2023	363 KB	18	2
<i>Fuel Cells &amp; Industrial Batteries - SUSTAINABILITY ACCOUNTING STANDARD</i> (sas, 2023dg)	2023	381 KB	21	3
<i>Pulp &amp; Paper Products - SUSTAINABILITY ACCOUNTING STANDARD</i> (sas, 2023ej)	2023	390 KB	24	2
<i>Solar Technology &amp; Project Developers - SUSTAINABILITY ACCOUNTING STANDARD</i> (sas, 2023es)	2023	410 KB	28	5
<i>Wind Technology &amp; Project Developers - SUSTAINABILITY ACCOUNTING STANDARD</i> (sas, 2023ey)	2023	358 KB	17	2
<i>Aerospace &amp; Defence - SUSTAINABILITY ACCOUNTING STANDARD</i> (sas, 2023cb)	2023	439 KB	27	4
<i>Chemicals - SUSTAINABILITY ACCOUNTING STANDARD</i> (sas, 2023cq)	2023	447 KB	36	7
<i>Containers &amp; Packaging - SUSTAINABILITY ACCOUNTING STANDARD</i> (sas, 2023cv)	2023	422 KB	30	5
<i>Electrical &amp; Electronic Equipment - SUSTAINABILITY ACCOUNTING STANDARD</i> (sas, 2023db)	2023	385 KB	23	3
<i>Industrial Machinery &amp; Goods - SUSTAINABILITY ACCOUNTING STANDARD</i> (sas, 2023do)	2023	361 KB	17	2
<i>Advertising &amp; Marketing - SUSTAINABILITY ACCOUNTING STANDARD</i> (sas, 2023)	2023	368 KB	18	1
<i>Casinos &amp; Gaming - SUSTAINABILITY ACCOUNTING STANDARD</i> (sas, 2023cp)	2023	353 KB	15	1
<i>Education - SUSTAINABILITY ACCOUNTING STANDARD</i> (sas, 2023cz)	2023	366 KB	18	1
<i>Hotels &amp; Lodging - SUSTAINABILITY ACCOUNTING STANDARD</i> (sas, 2023dm)	2023	371 KB	19	2
<i>Leisure Facilities - SUSTAINABILITY ACCOUNTING STANDARD</i> (sas, 2023dt)	2023	343 KB	13	1
<i>Media &amp; Entertainment - SUSTAINABILITY ACCOUNTING STANDARD</i> (sas, 2023dx)	2023	357 KB	15	1
<i>Professional &amp; Commercial Services - SUSTAINABILITY ACCOUNTING STANDARD</i> (sas, 2023ei)	2023	371 KB	18	2
<i>Electronic Manufacturing Services &amp; Original Design Manufacturing - SUSTAINABILITY ACCOUNTING STANDARD</i> (sas, 2023dc)	2023	379 KB	22	3
<i>Hardware - SUSTAINABILITY ACCOUNTING STANDARD</i> (sas, 2023di)	2023	392 KB	24	3
<i>Internet Media &amp; Services - SUSTAINABILITY ACCOUNTING STANDARD</i> (sas, 2023dq)	2023	417 KB	27	4
<i>Semiconductors - SUSTAINABILITY ACCOUNTING STANDARD</i> (sas, 2023eq)	2023	409 KB	27	4
<i>Software &amp; IT Services - SUSTAINABILITY ACCOUNTING STANDARD</i> (sas, 2023er)	2023	426 KB	29	4
<i>Telecommunication Services - SUSTAINABILITY ACCOUNTING STANDARD</i> (sas, 2023et)	2023	409 KB	26	2
<i>Air Freight &amp; Logistics - SUSTAINABILITY ACCOUNTING STANDARD</i> (sas, 2023cd)	2023	394 KB	24	4
<i>Airlines - SUSTAINABILITY ACCOUNTING STANDARD</i> (sas, 2023ce)	2023	371 KB	19	2
<i>Auto Parts - SUSTAINABILITY ACCOUNTING STANDARD</i> (sas, 2023cj)	2023	373 KB	20	2
<i>Automobiles - SUSTAINABILITY ACCOUNTING STANDARD</i> (sas, 2023ck)	2023	378 KB	22	3
<i>Car Rental &amp; Leasing - SUSTAINABILITY ACCOUNTING STANDARD</i> (sas, 2023co)	2023	334 KB	11	3
<i>Cruise Lines - SUSTAINABILITY ACCOUNTING STANDARD</i> (sas, 2023cw)	2023	414 KB	26	3
<i>Marine Transportation - SUSTAINABILITY ACCOUNTING STANDARD</i> (sas, 2023dv)	2023	400 KB	24	2
<i>Rail Transportation - SUSTAINABILITY ACCOUNTING STANDARD</i> (sas, 2023ek)	2023	381 KB	21	3
<i>Road Transportation - SUSTAINABILITY ACCOUNTING STANDARD</i> (sas, 2023eo)	2023	368 KB	17	1
<b>Total</b>		30.431MB	1,864	236

Table 6: Comprehensive metadata for all **77 industry-specific SASB Sustainability Accounting Standards** issued in 2023 and now stewarded by the IFRS Foundation’s ISSB. This corpus, distilled for our **ESGenius** system, comprises 77 documents totalling **30.431 MB**, **1,864 pages**, and **236 MCQs**. The standards span the full economy—from *Apparel* to *Transportation*—and cover financially material sustainability topics including greenhouse gas emissions, water management, data security, and workforce diversity. These standards provide investors with decision-relevant ESG information for valuation, risk assessment, and stewardship. The complete collection is freely accessible at <https://www.sasb.org/>.

Original Document Title	Year	Size	Pages	No. Qs
<i>IFRS S1</i> (ifr, 2023ad)	2023	307 KB	48	8
<i>IFRS S2</i> (ifr, 2023af)	2023	297 KB	46	8
<i>Progress on Corporate Climate-related Disclosures — 2024 Report</i> (ifr, 2024cb)	2024	1.3 MB	164	27
<i>IFRS S1 Basis for Conclusions on General Requirements for Disclosure of Sustainability-related Financial Information</i> (ifr, 2023ac)	2023	341 KB	57	10
<i>IFRS S2 Basis for Conclusions on Climate-related Disclosures</i> (ifr, 2023ae)	2023	337 KB	55	11
<i>IFRS S2 Industry-based Guidance on implementing Climate-related Disclosures</i> (ifr, 2023ag)	2023	2.3 MB	538	33
<i>IFRS S1 Accompanying Guidance on General Requirements for Disclosure of Sustainability-related Financial Information</i> (ifr, 2023ab)	2023	201 KB	17	2
<i>Exposure Draft Amendments to Greenhouse Gas Emissions Disclosures Proposed amendments to IFRS S2 Comments to be received by 27 June 2025</i> (ifr, 2025)	2025	239 KB	24	4
<i>Exposure Draft Basis for Conclusions on Amendments to Greenhouse Gas Emissions Disclosures Proposed amendments to IFRS S2 Comments to be received by 27 June 2025</i> (ifr, 2025cb)	2025	238 KB	25	4
<i>Comparison IFRS S2 Climate-related Disclosures with the TCFD recommendations</i> (ifr, 2023)	2024	105 KB	12	1
<i>IFRS Taxonomy IFRS Sustainability Disclosure Taxonomy 2024 IFRS S1 General Requirements for Disclosure of Sustainability-related Financial Information and IFRS S2 Climate-related Disclosures</i> (ifr, 2024)	2024	1.1 MB	76	10
<i>IFRS S2 Industry-based Guidance on implementing Climate-related Disclosures Vol 1 — Apparel, Accessories &amp; Footwear</i> (ifr, 2023ah)	2023	194 KB	10	4
<i>IFRS S2 Industry-based Guidance on implementing Climate-related Disclosures Vol 2 — Appliance Manufacturing</i> (ifr, 2023as)	2023	179 KB	7	3
<i>IFRS S2 Industry-based Guidance on implementing Climate-related Disclosures Vol 3 — Building Products &amp; Furnishings</i> (ifr, 2023bd)	2023	203 KB	13	1
<i>IFRS S2 Industry-based Guidance on implementing Climate-related Disclosures Vol 4 — E-Commerce</i> (ifr, 2023bo)	2023	199 KB	11	2
<i>IFRS S2 Industry-based Guidance on implementing Climate-related Disclosures Vol 5 — Household &amp; Personal Products</i> (ifr, 2023bz)	2023	191 KB	9	2
<i>IFRS S2 Industry-based Guidance on implementing Climate-related Disclosures Vol 6 — Multiline and Specialty Retailers &amp; Distributors</i> (ifr, 2023ck)	2023	180 KB	7	0
<i>IFRS S2 Industry-based Guidance on implementing Climate-related Disclosures Vol 7 — Coal Operations</i> (ifr, 2023cu)	2023	216 KB	14	1
<i>IFRS S2 Industry-based Guidance on implementing Climate-related Disclosures Vol 8 — Construction Materials</i> (ifr, 2023cv)	2023	232 KB	17	1
<i>IFRS S2 Industry-based Guidance on implementing Climate-related Disclosures Vol 9 — Iron &amp; Steel Producers</i> (ifr, 2023cw)	2023	210 KB	14	1
<i>IFRS S2 Industry-based Guidance on implementing Climate-related Disclosures Vol 10 — Metals &amp; Mining</i> (ifr, 2023ai)	2023	204 KB	12	1
<i>IFRS S2 Industry-based Guidance on implementing Climate-related Disclosures Vol 11 — Oil &amp; Gas – Exploration &amp; Production</i> (ifr, 2023aj)	2023	244 KB	20	2
<i>IFRS S2 Industry-based Guidance on implementing Climate-related Disclosures Vol 12 — Oil &amp; Gas – Midstream</i> (ifr, 2023ak)	2023	196 KB	10	3
<i>IFRS S2 Industry-based Guidance on implementing Climate-related Disclosures Vol 13 — Oil &amp; Gas – Refining &amp; Marketing</i> (ifr, 2023al)	2023	212 KB	13	1
<i>IFRS S2 Industry-based Guidance on implementing Climate-related Disclosures Vol 14 — Oil &amp; Gas – Services</i> (ifr, 2023am)	2023	202 KB	11	1
<i>IFRS S2 Industry-based Guidance on implementing Climate-related Disclosures Vol 15 — Asset Management &amp; Custody Activities</i> (ifr, 2023an)	2023	202 KB	11	4
<i>IFRS S2 Industry-based Guidance on implementing Climate-related Disclosures Vol 16 — Commercial Banks</i> (ifr, 2023ao)	2023	189 KB	8	1
<i>IFRS S2 Industry-based Guidance on implementing Climate-related Disclosures Vol 17 — Insurance</i> (ifr, 2023ap)	2023	223 KB	15	1
<i>IFRS S2 Industry-based Guidance on implementing Climate-related Disclosures Vol 18 — Investment Banking &amp; Brokerage</i> (ifr, 2023aq)	2023	201 KB	10	2
<i>IFRS S2 Industry-based Guidance on implementing Climate-related Disclosures Vol 19 — Mortgage Finance</i> (ifr, 2023ar)	2023	188 KB	7	1
<i>IFRS S2 Industry-based Guidance on implementing Climate-related Disclosures Vol 20 — Agricultural Products</i> (ifr, 2023at)	2023	223 KB	17	1
<i>IFRS S2 Industry-based Guidance on implementing Climate-related Disclosures Vol 21 — Alcoholic Beverages</i> (ifr, 2023au)	2023	209 KB	13	1
<i>IFRS S2 Industry-based Guidance on implementing Climate-related Disclosures Vol 22 — Food Retailers &amp; Distributors</i> (ifr, 2023av)	2023	219 KB	15	1
<i>IFRS S2 Industry-based Guidance on implementing Climate-related Disclosures Vol 23 — Meat, Poultry &amp; Dairy</i> (ifr, 2023aw)	2023	235 KB	19	1
<i>IFRS S2 Industry-based Guidance on implementing Climate-related Disclosures Vol 24 — Non-Alcoholic Beverages</i> (ifr, 2023ax)	2023	217 KB	15	1
<i>IFRS S2 Industry-based Guidance on implementing Climate-related Disclosures Vol 25 — Processed Foods</i> (ifr, 2023ay)	2023	219 KB	15	0
<i>IFRS S2 Industry-based Guidance on implementing Climate-related Disclosures Vol 26 - Restaurants</i> (ifr, 2023az)	2023	202 KB	11	3
<i>IFRS S2 Industry-based Guidance on implementing Climate-related Disclosures Vol 27 — Drug Retailers</i> (ifr, 2023ba)	2023	186 KB	7	2
<i>IFRS S2 Industry-based Guidance on implementing Climate-related Disclosures Vol 28 — Health Care Delivery</i> (ifr, 2023bb)	2023	201 KB	11	2
<i>IFRS S2 Industry-based Guidance on implementing Climate-related Disclosures Vol 29 — Health Care Distributors</i> (ifr, 2023bc)	2023	180 KB	6	2
<i>IFRS S2 Industry-based Guidance on implementing Climate-related Disclosures Vol 30 — Managed Care</i> (ifr, 2023be)	2023	174 KB	6	1

Table 7: IFRS / ISSB sustainability disclosure materials — **Part I.**

Original Document Title	Year	Size	Pages	No. Qs
<i>IFRS S2 Industry-based Guidance on implementing Climate-related Disclosures Vol 31 — Medical Equipment &amp; Supplies</i> (ifr, 2023bf)	2023	183 KB	7	2
<i>IFRS S2 Industry-based Guidance on implementing Climate-related Disclosures Vol 32 — Electric Utilities &amp; Power Generators</i> (ifr, 2023bg)	2023	257 KB	24	3
<i>IFRS S2 Industry-based Guidance on implementing Climate-related Disclosures Vol 33 — Engineering &amp; Construction Services</i> (ifr, 2023bh)	2023	222 KB	16	1
<i>IFRS S2 Industry-based Guidance on implementing Climate-related Disclosures Vol 34 — Gas Utilities &amp; Distributors</i> (ifr, 2023bi)	2023	210 KB	13	1
<i>IFRS S2 Industry-based Guidance on implementing Climate-related Disclosures Vol 35 — Home Builders</i> (ifr, 2023bj)	2023	214 KB	13	1
<i>IFRS S2 Industry-based Guidance on implementing Climate-related Disclosures Vol 36 — Real Estate</i> (ifr, 2023bk)	2023	285 KB	34	3
<i>IFRS S2 Industry-based Guidance on implementing Climate-related Disclosures Vol 37 — Real Estate Services</i> (ifr, 2023bl)	2023	197 KB	9	2
<i>IFRS S2 Industry-based Guidance on implementing Climate-related Disclosures Vol 38 — Waste Management</i> (ifr, 2023bm)	2023	215 KB	12	1
<i>IFRS S2 Industry-based Guidance on implementing Climate-related Disclosures Vol 39 — Water Utilities &amp; Services</i> (ifr, 2023bn)	2023	241 KB	19	1
<i>IFRS S2 Industry-based Guidance on implementing Climate-related Disclosures Vol 40 — Biofuels</i> (ifr, 2023bp)	2023	208 KB	14	0
<i>IFRS S2 Industry-based Guidance on implementing Climate-related Disclosures Vol 41 — Forestry Management</i> (ifr, 2023bq)	2023	209 KB	12	1
<i>IFRS S2 Industry-based Guidance on implementing Climate-related Disclosures Vol 42 — Fuel Cells &amp; Industrial Batteries</i> (ifr, 2023br)	2023	202 KB	10	3
<i>IFRS S2 Industry-based Guidance on implementing Climate-related Disclosures Vol 43 — Pulp &amp; Paper Products</i> (ifr, 2023bs)	2023	202 KB	18	1
<i>IFRS S2 Industry-based Guidance on implementing Climate-related Disclosures Vol 44 — Solar Technology &amp; Project Developers</i> (ifr, 2023bt)	2023	216 KB	14	1
<i>IFRS S2 Industry-based Guidance on implementing Climate-related Disclosures Vol 45 — Wind Technology &amp; Project Developers</i> (ifr, 2023bu)	2023	195 KB	8	2
<i>IFRS S2 Industry-based Guidance on implementing Climate-related Disclosures Vol 46 — Aerospace &amp; Defence</i> (ifr, 2023bv)	2023	204 KB	9	2
<i>IFRS S2 Industry-based Guidance on implementing Climate-related Disclosures Vol 47 — Chemicals</i> (ifr, 2023bw)	2023	224 KB	16	2
<i>IFRS S2 Industry-based Guidance on implementing Climate-related Disclosures Vol 48 — Containers &amp; Packaging</i> (ifr, 2023bx)	2023	232 KB	17	2
<i>IFRS S2 Industry-based Guidance on implementing Climate-related Disclosures Vol 49 — Electrical &amp; Electronic Equipment</i> (ifr, 2023by)	2023	202 KB	10	2
<i>IFRS S2 Industry-based Guidance on implementing Climate-related Disclosures Vol 50 — Industrial Machinery &amp; Goods</i> (ifr, 2023ca)	2023	196 KB	9	3
<i>IFRS S2 Industry-based Guidance on implementing Climate-related Disclosures Vol 51 — Casinos &amp; Gaming</i> (ifr, 2023cb)	2023	189 KB	7	3
<i>IFRS S2 Industry-based Guidance on implementing Climate-related Disclosures Vol 52 — Hotels &amp; Lodging</i> (ifr, 2023cc)	2023	201 KB	9	4
<i>IFRS S2 Industry-based Guidance on implementing Climate-related Disclosures Vol 53 — Leisure Facilities</i> (ifr, 2023cd)	2023	188 KB	7	1
<i>IFRS S2 Industry-based Guidance on implementing Climate-related Disclosures Vol 54 — Electronic Mfg Services &amp; ODM</i> (ifr, 2023ce)	2023	196 KB	8	1
<i>IFRS S2 Industry-based Guidance on implementing Climate-related Disclosures Vol 55 — Hardware</i> (ifr, 2023cf)	2023	200 KB	10	2
<i>IFRS S2 Industry-based Guidance on implementing Climate-related Disclosures Vol 56 — Internet Media &amp; Services</i> (ifr, 2023cg)	2023	200 KB	9	2
<i>IFRS S2 Industry-based Guidance on implementing Climate-related Disclosures Vol 57 — Semiconductors</i> (ifr, 2023ch)	2023	222 KB	14	0
<i>IFRS S2 Industry-based Guidance on implementing Climate-related Disclosures Vol 58 — Software &amp; IT Services</i> (ifr, 2023ci)	2023	208 KB	11	3
<i>IFRS S2 Industry-based Guidance on implementing Climate-related Disclosures Vol 59 — Telecommunication Services</i> (ifr, 2023cj)	2023	205 KB	10	1
<i>IFRS S2 Industry-based Guidance on implementing Climate-related Disclosures Vol 60 — Air Freight &amp; Logistics</i> (ifr, 2023cl)	2023	202 KB	11	2
<i>IFRS S2 Industry-based Guidance on implementing Climate-related Disclosures Vol 61 — Airlines</i> (ifr, 2023cm)	2023	201 KB	9	3
<i>IFRS S2 Industry-based Guidance on implementing Climate-related Disclosures Vol 62 — Auto Parts</i> (ifr, 2023cn)	2023	192 KB	8	3
<i>IFRS S2 Industry-based Guidance on implementing Climate-related Disclosures Vol 63 — Automobiles</i> (ifr, 2023co)	2023	193 KB	8	3
<i>IFRS S2 Industry-based Guidance on implementing Climate-related Disclosures Vol 64 — Car Rental &amp; Leasing</i> (ifr, 2023cp)	2023	189 KB	7	2
<i>IFRS S2 Industry-based Guidance on implementing Climate-related Disclosures Vol 65 — Cruise Lines</i> (ifr, 2023cq)	2023	206 KB	10	3
<i>IFRS S2 Industry-based Guidance on implementing Climate-related Disclosures Vol 66 — Marine Transportation</i> (ifr, 2023cr)	2023	208 KB	10	2
<i>IFRS S2 Industry-based Guidance on implementing Climate-related Disclosures Vol 67 — Rail Transportation</i> (ifr, 2023cs)	2023	201 KB	9	1
<i>IFRS S2 Industry-based Guidance on implementing Climate-related Disclosures Vol 68 — Road Transportation</i> (ifr, 2023ct)	2023	200 KB	9	3
Total	-	20.81MB	1,866	238

Table 8: Comprehensive metadata for the entire **IFRS / ISSB sustainability-disclosure corpus** (2023–2025): it comprises the universal core standards *IFRS S1* (general sustainability-related financial disclosure) and *IFRS S2* (climate-related disclosure), their bases for conclusions, accompanying guidance, the 2024 climate-progress report, the 2024 Sustainability Disclosure Taxonomy, the 2025 greenhouse-gas exposure draft (with basis), a comparison of *IFRS S2* with the TCFD recommendations, and the 68-volume *IFRS S2 Industry-based Guidance* that maps SASB’s sector-specific materiality into the new framework. Together the 77 PDFs, total **20.81 MB**, span **1,866 pages**—well over two thousand when including ancillary matter—and yield **238** benchmark MCQs for **ESGenius**. *IFRS S1* sets the universal disclosure baseline, while *IFRS S2* details climate-specific metrics, mirroring the TCFD architecture and enriched with SASB’s sectoral depth; the accompanying materials establish a globally consistent, investor-focused baseline that links decision-relevant sustainability information—such as greenhouse-gas emissions, transition plans, climate resilience, data security, and workforce diversity—directly to financial statements. All documents are freely available at <https://www.ifrs.org/>.

Original Document Title	Year	Size	Pages	No. Qs
<i>Task Force on Climate-related Financial Disclosures Overview</i> (tcf, 2022)	2022	11.1 MB	25	2
<i>Task Force on Climate-related Financial Disclosures Guidance on Metrics, Targets, and Transition Plans</i> (tcf, 2021)	2021	12 MB	79	11
<i>Task Force on Climate-related Financial Disclosures Implementing the Recommendations of the Task Force on Climate-related Financial Disclosures</i> (tcf, 2021eb)	2021	1.1 MB	88	18
<i>TCFD Workshop – Session 1: Fundamentals and Overview of TCFD</i> (tcf, 2022eb)	2022	3.2 MB	40	7
<i>TCFD Workshop – Session 2: Governance</i> (tcf, 2022ec)	2022	1.4 MB	20	1
<i>TCFD Workshop – Session 3: Strategy</i> (tcf, 2022ed)	2022	2.7 MB	43	8
<i>TCFD Workshop – Session 4: Risk Management</i> (tcf, 2022ee)	2022	1.4 MB	34	4
<i>TCFD Workshop – Session 5: Metrics and Targets</i> (tcf, 2022ef)	2022	3 MB	53	9
<i>Task Force on Climate-related Financial Disclosures Guidance on Scenario Analysis for Non-Financial Companies</i> (tcf, 2020eb)	2020	3.7 MB	133	22
<i>Task Force on Climate-related Financial Disclosures Guidance on Risk Management Integration and Disclosure</i> (tcf, 2020)	2020	5.2 MB	52	9
<i>Task Force on Climate-related Financial Disclosures 2023 Status Report</i> (tcf, 2023)	2023	19.3 MB	161	32
Total	-	60 MB	728	123

Table 9: Comprehensive metadata for the **Task Force on Climate-related Financial Disclosures (TCFD)** corpus included in **ESGenius**. The collection spans 2020–2023 and comprises 11 documents totaling **60 MB** across **728 pages**, yielding **123** benchmark questions. The materials include core guidance documents on implementation, metrics, targets, scenario analysis and risk management, a complete five-part workshop series covering fundamentals through metrics, and the 2023 status report. These documents establish the foundation for global climate-risk disclosure practices and form the conceptual framework adopted by ISSB’s IFRS S2. All materials are accessible at <https://www.fsb-tcfd.org/>.

Original Document Title	Year	Size	Pages	No. Qs
<i>CDP Full Corporate Questionnaire April 2025 – Modules 1–6</i> (cdp, 2025c)	2025	5.1 MB	447	29
<i>CDP Full Corporate Questionnaire April 2025 – Module 7</i> (cdp, 2025b)	2025	4.9 MB	482	41
<i>CDP Full Corporate Questionnaire April 2025 – Modules 8–13</i> (cdp, 2025d)	2025	4.7 MB	435	44
<i>CDP SME Questionnaire April 2025 – Modules 14–21</i> (cdp, 2025e)	2025	2.1 MB	174	38
<i>2025 CDP–ICLEI Track and States &amp; Regions Questionnaire and Guidance</i> (cdp, 2025a)	2025	2.5 MB	430	31
<i>CDP Full Corporate Scoring Introduction 2024</i> (cdp, 2024)	2024	293 KB	19	2
Total	-	19.6 MB	1,987	185

Table 10: Comprehensive metadata for the **Carbon Disclosure Project (CDP)** knowledge base curated in **ESGenius**: the collection comprises six hyper-linked PDFs including the *2025 Full Corporate Questionnaire* split across three modules (114 questions, 1,364 pages), the *2025 SME Questionnaire* (38 questions, 174 pages), the *2025 CDP–ICLEI Track and States & Regions Questionnaire* (31 questions, 430 pages), and the *2024 Full Corporate Scoring Introduction* (2 scoring criteria, 19 pages). Together the corpus totals **19.6 MB** and spans **1,987 pages**, delivering **185 unique, standardised questions** that power the world’s largest voluntary platform for climate, water-security, and deforestation disclosure. All files are directly accessible via the linked titles, with consolidated resources available at <https://www.cdp.net/>.

Original Document Title	Year	Size	Pages	No. Qs
<i>The 2030 Agenda for Sustainable Development's 17 Sustainable Development Goals (SDGs)</i> (sdg, 2015)	2015	424 KB	19	1
<i>Transforming Our World: The 2030 Agenda for Sustainable Development</i> (tra, 2015)	2015	378 KB	41	4
<i>Progress towards the Sustainable Development Goals — Report of the Secretary-General</i> (sdg, 2024)	2024	518 KB	26	2
<i>The Sustainable Development Goals Report 2024</i> (sdg, 2024eb)	2024	8.6 MB	51	6
<i>Sustainable Development Goals – Briefing Book 2023 (UN Office for Partnerships)</i> (sdg, 2023)	2023	4.6 MB	35	7
<i>GAR Special Report 2023 — Mapping Resilience for the Sustainable Development Goals</i> (gar, 2023)	2023	19.5 MB	51	5
<i>Sustainable Development Report 2024 — The SDGs and the UN Summit of the Future (includes the SDG Index and Dashboards)</i> (sdr, 2024)	2024	39.3 MB	512	12
Total	-	73.33 MB	735	37

Table 11: Comprehensive metadata for the **United Nations Sustainable Development Goals (SDGs)** corpus incorporated in **ESGenius**: the set begins with the 2015 adoption texts—the 19-page plain-language overview of the 17 Goals and the 41-page General Assembly resolution “Transforming Our World” that enshrines the 2030 Agenda—then follows implementation through the Secretary-General’s *Progress towards the SDGs 2024* and the flagship *SDGs Report 2024*, is complemented by the UN Office for Partnerships’ *SDG Briefing Book 2023* and deepened by thematic analyses such as UNDRR’s 2023 *Global Assessment Report on Resilience* (GAR) and the independent *Sustainable Development Report 2024* with its widely cited SDG Index and global dashboards. Across these seven key PDFs—totalling **73.33 MB**, **735 pages**, and distilled into **37** benchmark MCQs that anchors national, corporate, and investor sustainability strategies in the universally agreed 17-goal framework. Full SDG resources are freely available at <https://sdgs.un.org/goals>.



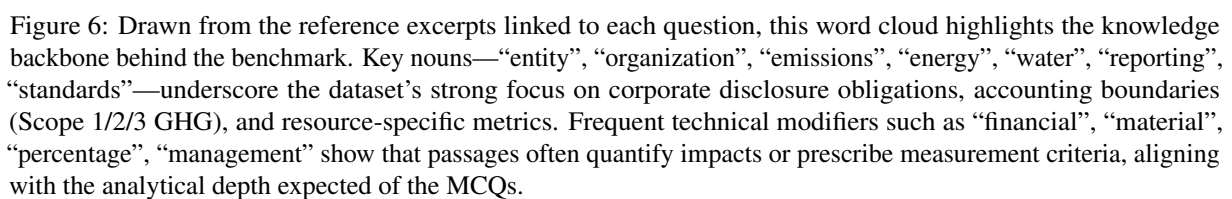


Figure 6: Drawn from the reference excerpts linked to each question, this word cloud highlights the knowledge backbone behind the benchmark. Key nouns—“entity”, “organization”, “emissions”, “energy”, “water”, “reporting”, “standards”—underscore the dataset’s strong focus on corporate disclosure obligations, accounting boundaries (Scope 1/2/3 GHG), and resource-specific metrics. Frequent technical modifiers such as “financial”, “material”, “percentage”, “management” show that passages often quantify impacts or prescribe measurement criteria, aligning with the analytical depth expected of the MCQs.

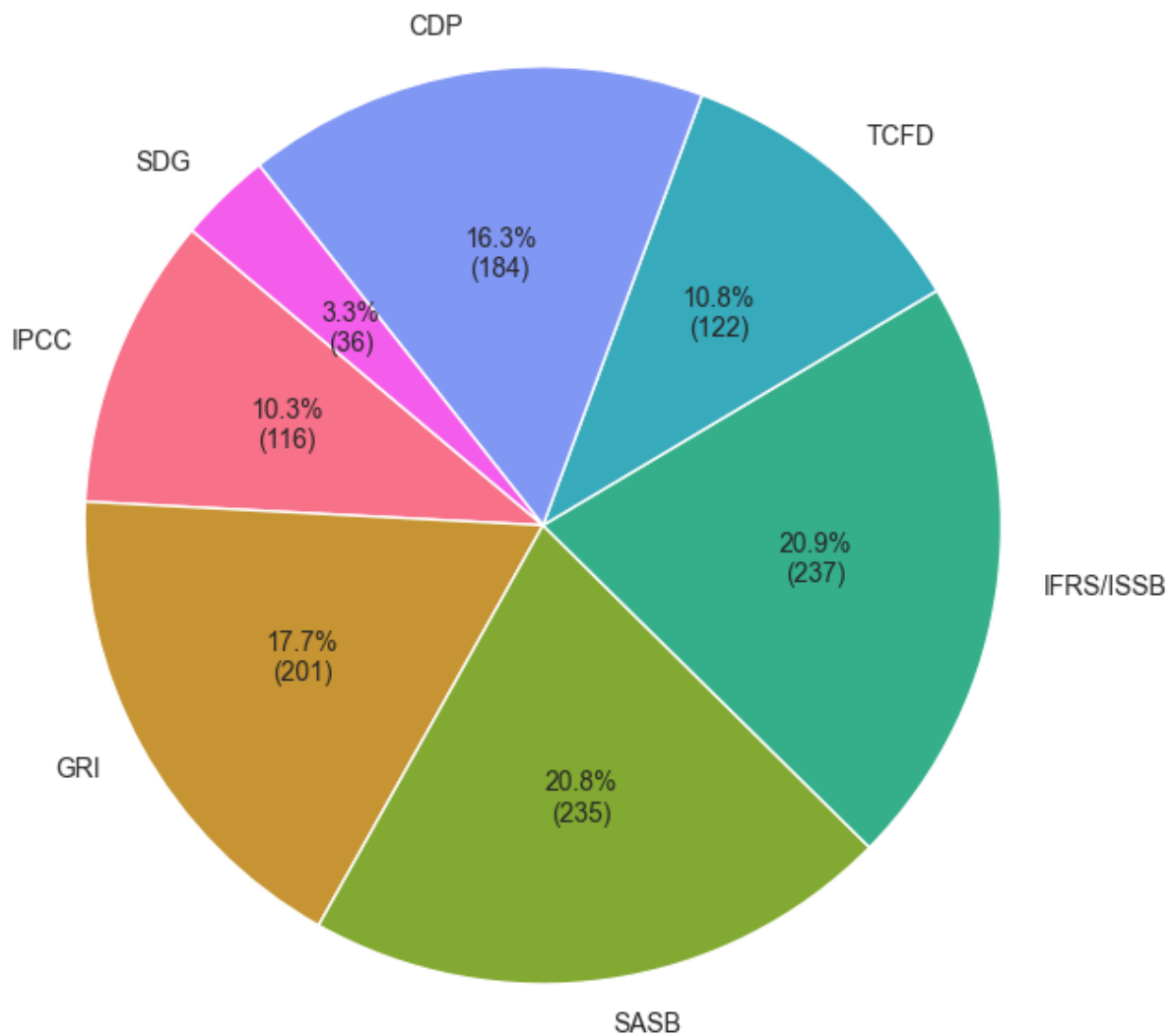


Figure 7: Relative **question distribution** (benchmark MCQs) derived from each source family. In contrast to the page distribution, questions are more evenly spread: the largest contributors are IFRS/ISSB (**20.9%**, 237 Qs) and SASB (**20.8%**, 235 Qs), followed by GRI (**17.7%**, 201 Qs) and CDP (**16.3%**, 184 Qs). TCFD (**10.8%**, 122 Qs) and IPCC (**10.3%**, 116 Qs) provide focused climate-risk and climate-science coverage, while the SDG set supplies a compact but essential sustainability anchor (**3.3%**, 36 Qs).

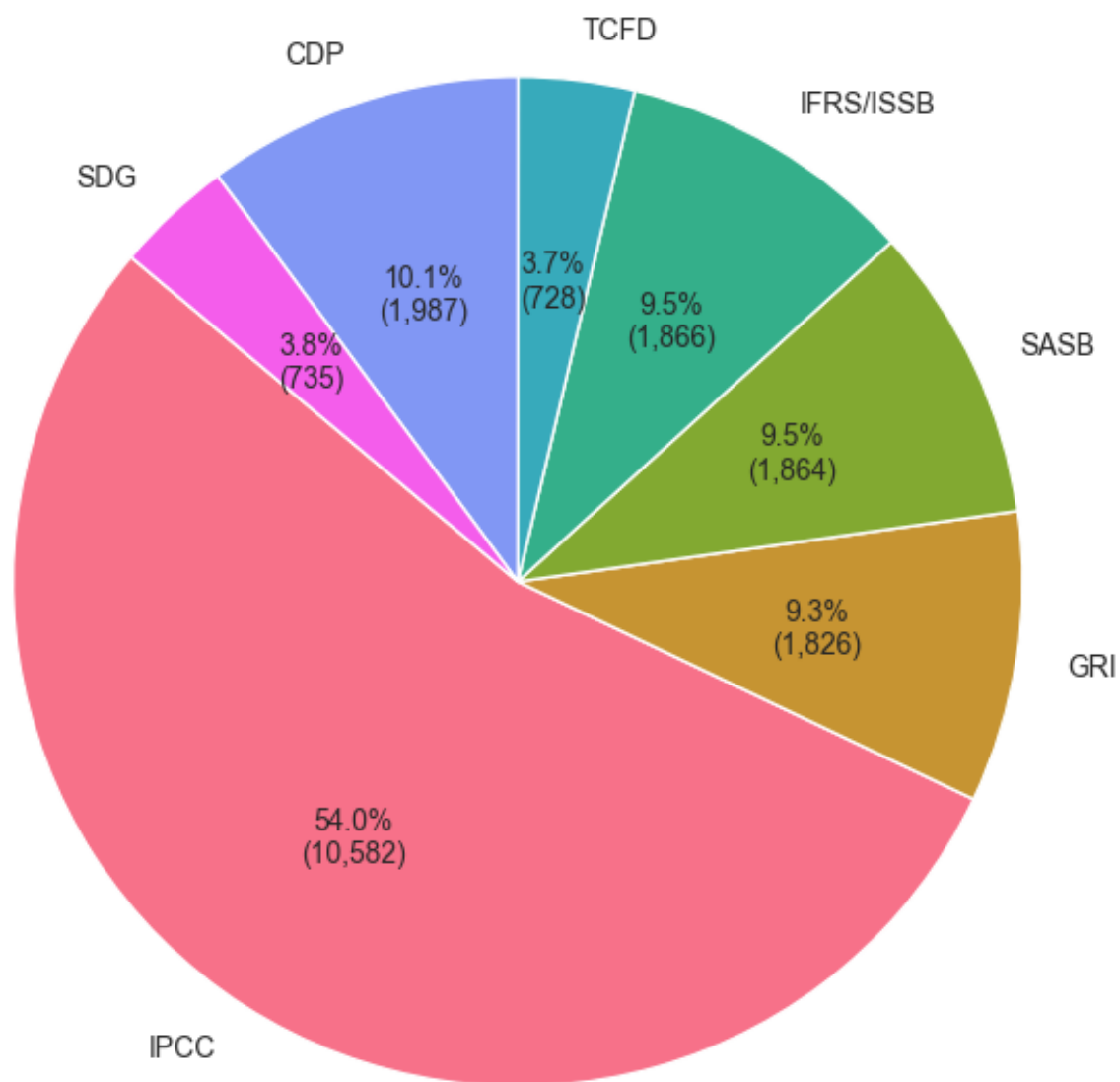


Figure 8: Relative **page-count distribution** of the **ESGenius-Corpus** across its 7 source families. The Inter-governmental Panel on Climate Change (IPCC) alone accounts for a majority of the material—**54%**, or **10,582 pages**—reflecting the encyclopaedic scope of its assessment reports. Standards and disclosure frameworks contribute smaller but still substantive shares: CDP (**10.1%**, 1,987 pp.), IFRS/ISSB (**9.5%**, 1,866 pp.), SASB (**9.5%**, 1,864 pp.), and GRI (**9.3%**, 1,826 pp.). Guidance-oriented sources such as TCFD (**3.7%**, 728 pp.) and the UN SDGs corpus (**3.8%**, 735 pp.) round out the collection.

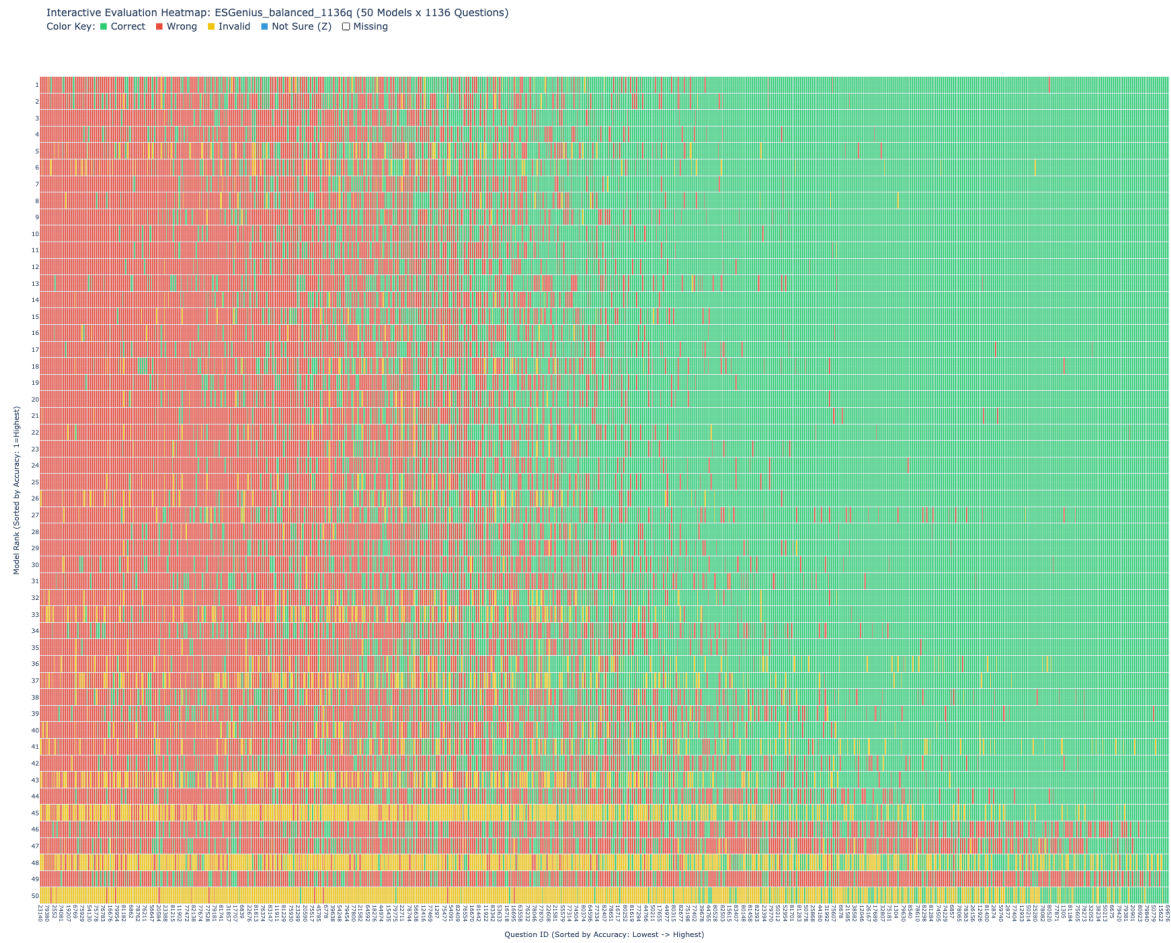


Figure 9: Example zero-shot performance heatmap showing model accuracy patterns across different ESG question types and topics within ESGenius (based on initial data). Darker colors indicate higher accuracy.

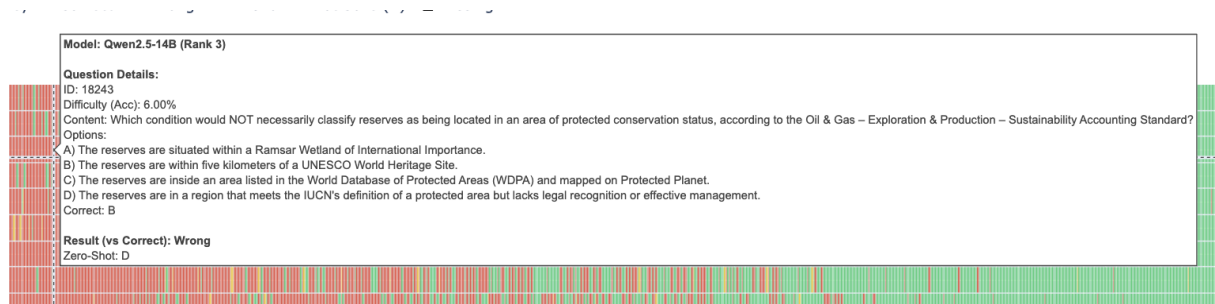


Figure 10: Conceptual information display for interactive heatmap cells (Figure 9), showing model and accuracy score.