

# A Simple Linear Patch Revives Layer-Pruned Large Language Models

Xinrui Chen<sup>1</sup>, Haoli Bai<sup>2\*</sup>, Tao Yuan<sup>2</sup>, Ruikang Liu<sup>1</sup>, Kang Zhao<sup>2</sup>, Xianzhi Yu<sup>2</sup>,  
Lu Hou<sup>2</sup>, Tian Guan<sup>1</sup>, Yonghong He<sup>1</sup>, Chun Yuan<sup>1\*</sup>

<sup>1</sup>Shenzhen International Graduate School, Tsinghua University

<sup>2</sup>Huawei Noah's Ark Lab

baihaoli@huawei.com, yuanc@sz.tsinghua.edu.cn

## Abstract

Layer pruning has become a popular technique for compressing large language models (LLMs) due to its simplicity. However, existing layer pruning methods often suffer from significant performance drops. We identify that *this degradation stems from the mismatch of activation magnitudes across layers and tokens at the pruning interface*. To address this, we propose LINEARPATCH, a simple plug-and-play technique to revive the layer-pruned LLMs. The proposed method adopts Hadamard transformation to suppress massive outliers in particular tokens, and channel-wise scaling to align the activation magnitudes. These operations can be fused into a single matrix, which functions as a patch to bridge the pruning interface with negligible inference overhead. LINEARPATCH retains up to **94.15%** performance of the original model when pruning 5 layers of LLaMA-3-8B on the question answering benchmark, surpassing existing state-of-the-art methods by **4%**. In addition, the patch matrix can be further optimized with memory efficient offline knowledge distillation. With only 5K samples, the retained performance of LINEARPATCH can be further boosted to **95.16%** within 30 minutes on a single computing card.

## 1 Introduction

Recent large language models (LLMs) have achieved remarkable success towards the artificial general intelligence [2, 21, 47, 12, 40, 26, 15]. However, the large size of LLMs also brings significant computational and memory overhead for the deployment. Various model compression methods are thereon proposed, including quantization [44, 4, 39, 8] and pruning [3, 42, 43, 34, 20].

Among these methods, layer pruning is a popular solution as it can be readily applied without hardware or low-level dependencies [36, 22, 6, 31, 14]. This is different from unstructured pruning [16, 13, 38] which cannot be efficiently accelerated due to the irregular memory access. The structured sparsity [3, 42] or N:M sparsity [13, 49] also rely on hacking the model architectures or low level kernels. Instead, layer pruning simply reduce the redundant layers without extra dependence. However, despite the simplicity, a critical challenge is the sharp drop of performance.

In this work, we discover a new phenomenon that explains the degradation by layer pruning, i.e., *the mismatch of activation magnitudes across layers and tokens at the pruning interface*. Specifically, when layers are pruned in LLMs, the activations from the remaining layers often exhibit different scales. The magnitude of activations in the layer preceding the pruning interface may not match those in the following layer after pruning. The mismatch is exacerbated by the presence of massive outliers in the activations of special tokens (e.g., [BOS] or delimiter tokens), which are common

\*Corresponding author.

in LLMs [27, 37]. As a result, the pruned LLMs may suffer from efficient forward propagation as before, which ultimately leads to the drop in performance.

To this end, we propose LINEARPATCH, a plug-and-play technique to compensate the mismatch of activation magnitudes. The proposed method can be orthogonally integrated with various pruning metrics. Specifically, LINEARPATCH first applies Hadamard transformation to suppress the massive outliers from special tokens (e.g., [BOS] or delimiter tokens), a well-known issue in LLMs [27, 37]. A channel-wise scaling parameter is then introduced to bridge the gap of activation magnitudes. *By leveraging the spectrum theory, both the Hadamard matrices and diagonalized channel-wise scaling can be integrated into a real symmetric matrix, i.e., the proposed LINEARPATCH to be inserted at the pruning interface.* The proposed approach introduces negligible inference overhead, and is shown to effectively align the activation magnitudes. To further enhance the pruned LLMs, we explore the potential of memory-efficient knowledge distillation. Specifically, we fine-tune only the LINEARPATCH introduced by LINEARPATCH while freezing all other parameters. The efficient training process requires only 5K samples and can be completed within 30 minutes on a single computing card for the 7B model.

Our empirical results demonstrate the effectiveness of LINEARPATCH across various LLMs and tasks. For instance, on the question answering benchmark, LINEARPATCH retains **94.15%** of the performance when pruning 5 layers for LLaMA-3-8B, significantly higher than existing state-of-the-art methods such as LLM-Streamline (90.84%). Moreover, with the proposed efficient knowledge distillation, LINEARPATCH can further boost the retained performance to **95.16%**. These results highlight the potential of LINEARPATCH as a powerful solution for reviving layer-pruned LLMs with minimal overhead and significant performance gains.

## 2 Related work

**Weight Pruning.** Weight pruning is divided into structured pruning and unstructured pruning from the perspective of pruning regularity. Unstructured pruning focuses on removing individual weights based on their importance regardless of their internal structure. A pioneering method [16] propose to prune weights with the smallest magnitudes, followed by retraining to recover accuracy. Wanda [38] prunes weights with the smallest magnitudes multiplied by the corresponding input activations, outperforming the established baseline of magnitude pruning. While unstructured pruning is relatively straightforward and can achieve higher compression ratios compared to structured pruning, it cannot be efficiently accelerated due to irregular memory access patterns. Structured pruning has emerged as a powerful technique for optimizing neural networks by removing entire groups of weights while maintaining computational efficiency. N:M sparsity is a kind of semi-structured sparsity formats [13, 49], where at most N out of every M contiguous weights are kept non-zero, relying on hacking the model architectures or low level kernels for acceleration. More structured pruning methods focus on removing entire groups of weights, such as attention heads, intermediate, and hidden dimensions [3, 42, 43, 34, 20], which often introduce structural irregularities that make storage and acceleration more challenging.

**Layer Pruning.** Recently, layer pruning has emerged as a promising approach for compressing Large Language Models (LLMs). Unlike width pruning that often results in irregular network structures, layer pruning removes entire Transformer layers, including attention and MLP modules, making it easier to deploy. Recent studies, such as ShortGPT [31], SLEB [36], Shortened LLaMa [22], and LLM-Streamline [6], have demonstrated the effectiveness of layer pruning in compressing LLMs. ShortGPT [31] employs cosine similarity between the inputs and outputs of each layer to assess layer importance, subsequently removing the least critical layers. SLEB [36] iteratively identifies and eliminates redundant layers based on perplexity degradation on a calibration dataset. Shortened LLaMa [22] explores Taylor-based metrics and perplexity degradation as pruning criteria, restoring pruned model performance through LoRA fine-tuning. LLM-Streamline [6] identifies the least important consecutive layers using cosine similarity and replaces them with a lightweight network, claiming that fine-tuning the replaced network with MSE loss outperforms LoRA fine-tuning.

Despite the demonstrated effectiveness of these layer pruning methods, they all overlook the significant magnitude mismatch that occurs after pruning, which we find detrimental to model performance. LINEARPATCH addresses this issue by introducing a simple yet effective magnitude alignment patch,

achieving superior performance under both training-free and post-training conditions compared to concurrent layer pruning methods.

### 3 Method

In this section, we introduce LINEARPATCH, a plug-and-play method to enhance the layer-pruned LLMs. We find that channel magnitude matters both across different layers (Section 3.2) and tokens (Section 3.3). In Section 3.4, we introduce that all these issues can be resolved by a LINEARPATCH, which can be efficiently fine-tuned for further improvement.

#### 3.1 Preliminaries on LLM Layer Pruning

LLMs primarily adopt the Transformer architecture, which consists of a series of Transformer decoder layers and each layer adopts a residual structure. We denote the  $\ell$ -th Transformer layer as  $f(\mathbf{X}^{(\ell)}; \theta^{(\ell)})$ , with  $\mathbf{X}^{(\ell)}$  and  $\theta^{(\ell)}$  representing its input activations and associated parameters, respectively. Due to the prevalent pre-norm architecture of LLMs, the input to the  $(\ell + 1)$ -th layer  $\mathbf{X}^{(\ell+1)}$  can thus be obtained by

$$\mathbf{X}^{(\ell+1)} = \mathbf{X}^{(\ell)} + f(\mathbf{X}^{(\ell)}, \theta^{(\ell)}). \quad (1)$$

**Pruning Metrics.** To identify redundant layers in LLMs, popular metrics include cosine similarity-based metrics [31, 14, 6], gradient-based metrics [22, 29] and perplexity-based metrics [22, 36]. For example, LLM-Streamline [6] identifies and removes  $n$  contiguous layers with the highest cosine similarities among their input activations. The optimal layer index  $\ell^*$  is thus determined by:

$$\ell^* = \arg \max_{\ell} \mathbb{E}_{(\mathbf{X}_i^{(\ell)}, \mathbf{X}_i^{(\ell+n)}) \in \mathcal{D}} \frac{\mathbf{X}_i^{(\ell)} \cdot \mathbf{X}_i^{(\ell+n)}}{\|\mathbf{X}_i^{(\ell)}\| \|\mathbf{X}_i^{(\ell+n)}\|}, \quad (2)$$

where  $\mathcal{D}$  denotes the input activations of layers obtained with calibration samples, and  $\mathbf{X}^{(\ell)} \in \mathbb{R}^{B \times L \times C}$  represents the input of the  $\ell$ -th layer with batch size  $B$ , and  $L$  and  $C$  are the sequence length and hidden dimension, respectively.

**Layer Pruning.** Consider that removing transformer layers contiguously from  $\ell^*$ -th layer to  $(\ell^* + n)$ -th layer, the  $(\ell^* + n)$ -th layer takes the input of the  $\ell^*$ -th layer as its own input, i.e.,

$$\mathbf{X}^{(\ell^*+n)} = \mathbf{X}^{(\ell^*)} + f(\mathbf{X}^{(\ell^*)}, \theta^{(\ell^*+n)}). \quad (3)$$

We choose the prevalent cosine similarity as the pruning metric, despite that the proposed approach is agnostic to the pruning metric. We provide more analyses on pruning settings and metrics in Appendix F.

However, we find *layer pruning brings a large gap on the channel magnitude at the pruning interface, which negatively impacts the model performance*, as shown in Figure 1. In Section 3.2 and Section 3.3, we investigate the root causes two aspects, and propose our solutions accordingly.

#### 3.2 Channel Magnitude Alignment

**Layer-wise Channel Mismatch.** We observe that *the mismatch in channel magnitudes directly impacts the performance of pruned LLMs*. As illustrated in Figure 1(a), the channel-wise magnitudes of hidden states differ significantly across various layers and channels of the LLM. Moreover, removing any layer leads to a substantial discrepancy in channel magnitudes. Additional visualizations for more LLMs are provided in Appendix H.

To remove layers with indices in the range  $[\ell^*, \ell^* + n)$  in an LLM, we statistically compute channel-wise scaling parameters as follows. For each channel  $k$ , we calculate the ratio of the mean activation magnitudes between the input of the  $(\ell^* + n)$ -th layer and  $\ell^*$ -th layer over a calibration set, deriving the channel-wise scaling parameter  $\mathbf{d} \in \mathbb{R}^C$ , where  $d_k$  is defined as  $d_k(\ell^*, \ell^* + n) = \|\mathbf{X}_{:,k}^{(\ell^*+n)}\|_1 / \|\mathbf{X}_{:,k}^{(\ell^*)}\|_1$ .

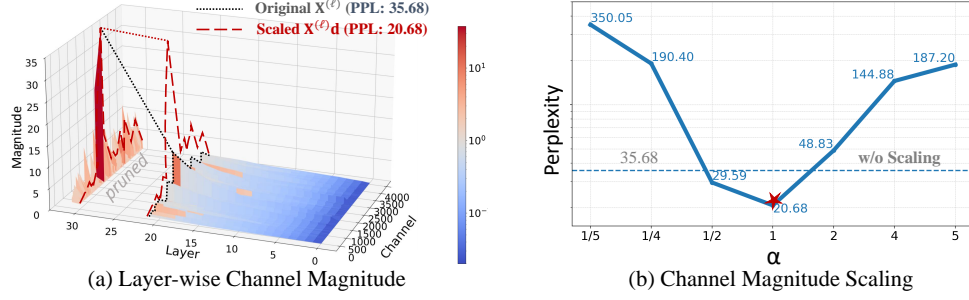


Figure 1: Visualization of the layer-wise channel mismatch in layer-pruned LLMs. Pruning any layer of LLM results in magnitude mismatch and we fix it with channel magnitude alignment.

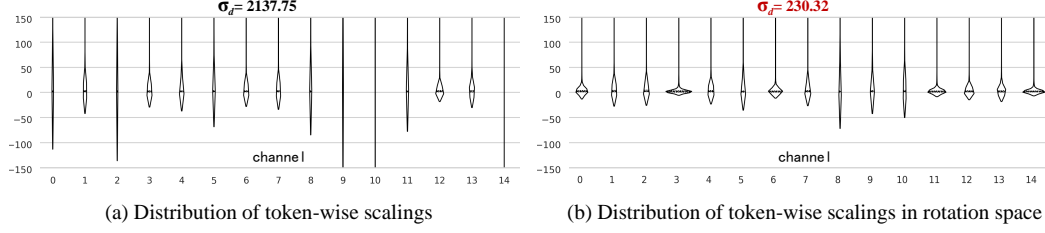


Figure 2: Violin plot of token-wise scaling mismatch in layer-pruned LLMs. The width of the violin indicates the density of token-wise scaling values, with wider sections highlighting higher concentration. Token-wise channel scalings are more concentrated when using Hadamard transformation.

**Quantitative Evaluation.** Additionally, we also perturb the input  $\mathbf{X}^{\ell^*}$  around the scaling parameter  $\mathbf{d} \in \mathbb{R}^C$  with the perturbation coefficient  $\alpha$ , i.e.,

$$\mathbf{X}^{(\ell^*+n)} = \alpha \mathbf{X}^{(\ell^*)} \cdot \mathbf{d} + f(\alpha \mathbf{X}^{(\ell^*)} \cdot \mathbf{d}, \theta^{(\ell^*+n)}).$$

It can be found from Figure 1(b) that  $\mathbf{X}^{(\ell^*)} \cdot \mathbf{d}$  matches the magnitude directly, together with the improved perplexity scores. Finding the optimal scaling  $\mathbf{d}$  yields lower perplexity than vanilla layer-pruning without scaling. By varying  $\alpha$ , the model suffers from the performance drop dramatically.

### 3.3 Token Magnitude Smoothing

**Token-wise Scaling Mismatch.** As suggested by recent research [27, 45], there are massive outliers specific to particular tokens (e.g., [BOS] and delimiter tokens) with magnitudes over  $1e3$ . Consequently, the scaling parameter  $d_k$  may not fit all tokens along the  $k$ -th channel, given the tokens within this channel also exhibit large variance of magnitude, as shown in Figure 2(a). Specifically, we calculate the standard deviations of magnitude scalings over all tokens averaged along channels, i.e.,

$$\sigma_{\mathbf{d}}(\ell^*, \ell^* + n) = \frac{1}{BC} \sum_{i=1}^B \sum_{k=1}^C \sigma \left( \frac{|\mathbf{X}_{i,k}^{(\ell^*+n)}|}{|\mathbf{X}_{i,k}^{(\ell^*)}|} \right), \quad (4)$$

where  $\mathbf{X}_{i,k} \in \mathbb{R}^L$  denotes the activation of the  $k$ -th channel and  $\sigma(\cdot)$  denotes the standard deviation. A small  $\sigma_{\mathbf{d}}$  is usually preferred to share the scaling parameter for all tokens. However, due to the presence of outliers, we observe  $\sigma_{\mathbf{d}} = 2137.75$  when pruning 9 layers from LLaMA-2-7B.

**Hadamard Transformation.** Inspired by recent research [25, 28, 4, 39], Hadamard transformation over activations can effectively suppress outliers. A Walsh-Hadamard matrix [19] is a specific type of Hadamard matrix with size  $C = 2^n$ , which can be constructed recursively as:

$$\begin{cases} \mathbf{H}_2 = \frac{1}{\sqrt{2}} \begin{bmatrix} 1 & 1 \\ 1 & -1 \end{bmatrix} \\ \mathbf{H}_{2^n} = \mathbf{H}_2 \otimes \mathbf{H}_{2^{n-1}} \end{cases}, \quad (5)$$

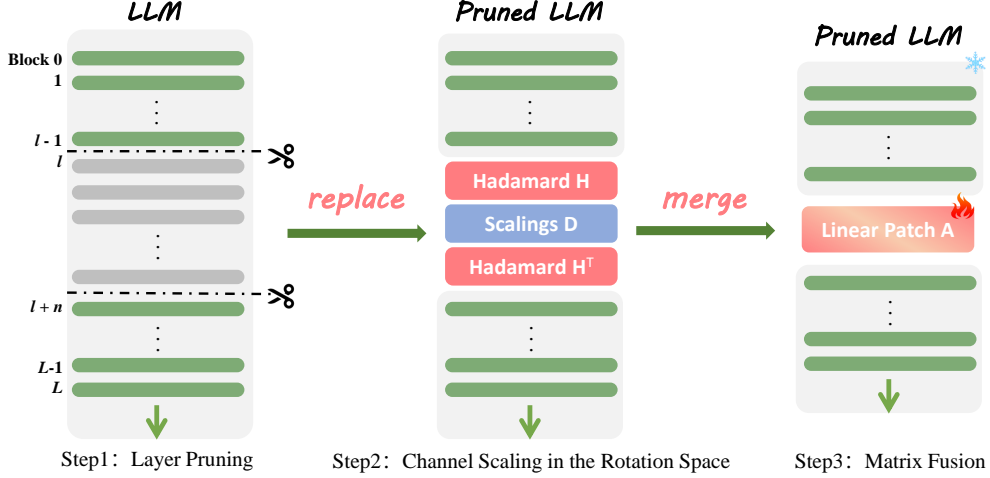


Figure 3: Overview of LINEARPATCH. In step1, we remove layers contiguously with cosine similarity metric. In step2, we obtain channel-wise scaling parameters in the Hadamard rotation space. In step3, we fuse the channel-wise scaling parameters and the Hadamard transformations to obtain LINEARPATCH, which allows further fine-tuning.

whereas for cases  $C \neq 2^n$ , we follow [4] to factorize  $C = 2^n m$  and use a Kronecker construction  $\mathbf{H}_C = \mathbf{H}_{2^n} \otimes \mathbf{H}_m$ . The orthogonality of Hadamard matrix (i.e.,  $\mathbf{H}^\top \mathbf{H} = \mathbf{I}$ ) makes the following transformations equivalent:

$$\mathbf{X}^{(\ell^*)} = (\mathbf{X}^{(\ell^*)} \mathbf{H}) \mathbf{H}^\top, \quad (6)$$

where  $\mathbf{X}^{(\ell^*)} \mathbf{H}$  denotes the rotated activations of  $\ell^*$ -th layer. The rotation effectively redistributes outliers among all channels. With the rotated activations, it is thus more friendly to share the same scaling parameter  $\mathbf{d}$  for all tokens, with  $\sigma_d$  down to 230.32.

### 3.4 LINEARPATCH: the Ultimate Recipe

From Figure 3, LINEARPATCH can be obtained by fusing the proposed channel-wise scaling  $\mathbf{d}$  and Hadamard transformations  $\mathbf{H}$ , which *both reduces the transformation overhead and allows efficient fine-tuning to enhance the pruned LLMs*.

**Matrix Fusion.** Combining Section 3.2 and Section 3.3, we first apply the Hadamard transformation on the input  $\mathbf{X}^{(\ell^*)}$ , over which we apply the channel-wise scaling  $\mathbf{D} = \text{diag}(\mathbf{d}) \in \mathbb{R}_+^{C \times C}$  on the rotated space. Then all operations can be fused into a single symmetric matrix  $\mathbf{P} \in \mathbb{S}_{++}^n$ , i.e.,

$$\mathbf{X}_{\text{new}}^{(\ell^*)} = \mathbf{X}^{(\ell^*)} \mathbf{H} \mathbf{D} \mathbf{H}^\top = \mathbf{X}^{(\ell^*)} \mathbf{P}, \quad (7)$$

where the last equality stems from the spectral theorem [17], i.e., any real symmetric matrix can be decomposed into an orthogonal matrix of eigenvectors ( $\mathbf{H}$ ) and a diagonal matrix of real eigenvalues ( $\mathbf{D}$ ). As shown in Figure 3, LINEARPATCH is a plug-and-play method by inserting  $\mathbf{P}$  into the pruned layers, which effectively bridges the gap induced by layer-pruning. Additionally, this also reduces the inference overhead by launching only a single GEMM operation for the matrix multiplication instead of three.

**Memory-Efficient Offline Knowledge Distillation.** Knowledge distillation typically requires loading both the teacher model and the student model into GPU memory simultaneously, which poses a significant challenge for large language models due to the immense memory overhead involved. In contrast, initialized from Equation (7), LINEARPATCH enables a memory-efficient offline distillation approach. By saving the input and output of the LLM, it eliminates the need to load the teacher model into memory and keep it offline during the distillation process.

Specifically, given a tiny training corpus  $\mathbf{X} \in \mathcal{T}$  (e.g., only 5,000 training samples), we collect the top-K output logits probability distribution  $\mathbf{o}_t$  with their indices from the vocabulary of the original

teacher model. Empirically we choose  $K$  as 100 and this saves 320 times memory in practice with the vocabulary size of 32K. We provide ablation analysis on  $K$  in Appendix E. Meanwhile, we also collect the top- $K$  output logits probability distribution  $\mathbf{o}_s$  from the student model (i.e., the pruned LLM), with the same indices of the vocabulary from the teacher model. Thus we minimize the Kullback-Leibler (KL) divergence [7] between the output distributions as

$$\min_{\mathbf{P}} \mathbb{E}_{\mathbf{X} \in \mathcal{T}} \text{KL}(\mathbf{o}_t, \mathbf{o}_s). \quad (8)$$

Note that we remove the positive-definite constraint on the patch matrix  $\mathbf{P}$  during the fine-tuning process to allow more flexibility. Meanwhile, we also freeze all the rest parameters throughout the training paradigm, which sufficiently reduces the memory consumption. The overall training process is thus lightweight, e.g., it can be finished on a single NVIDIA V100 GPU within 30 minutes LLaMA-2-7B. Apart from knowledge distillation with Kullback-Leibler divergence loss, we also tried to minimize the mean squared error (MSE) of the pruned layers following [6]. However, the MSE empirically leads to over-fitting and thus brings sub-optimal solutions.

## 4 Experiments

### 4.1 Setup

**Models and Baselines.** We evaluate LINEARPATCH on various open-sourced LLMs, including LLaMA-2-7B/13B [41], LLaMA-3-8B [12], Baichuan-2-7B [46], and the DeepSeek-R1-Distill LLMs [11]. We mainly compare our methods with state-of-the-art layer-wise pruning approaches with different pruning metrics, including the gradient-base LLM-Pruner [29] and Shortened LLaMA [22], perplexity-based SLEB [36], cosine similarity-based ShortGPT [31] and LLM-Streamline [6]. For LLM-Pruner, we use block-wise pruning configuration with C4 calibration set to reproduce all results with the official code. For SLEB and Shortened LLaMA, we use the official code or the indices of pruned-layers for reproduction. For LLM-Streamline and ShortGPT, we reproduce the methods following the description of the publications.<sup>2</sup>

**Evaluation.** Three benchmarks are used for evaluation: perplexity (PPL), Massive Multitask Language Understanding (MMLU), and commonsense question answering (QA). For PPL, we measure language generation on WikiText2 [32], C4 [33], and PTB [30] datasets. For MMLU, we test five-shot performance on MMLU datasets [18]. For QA, we assess on 9 commonsense QA tasks and report the average (Avg.) for PPL, weighted average (Weighted Avg.) for MMLU, and both average and retained performance (RP) for QA. More details can be found in Appendix B.

### 4.2 Implementation Details

**Calibration and Fine-tuning.** To decide the pruned layer and initialize the channel-wise scaling parameter, we randomly select 128 sentences with sequence length 2048 from WIKITEXT-2 datasets for all models as few-shot calibration samples. We also conducted ablation on the size of calibration set in Appendix C and the size of distillation dataset in Appendix D. To fine-tune the LINEARPATCH, we use AdamW optimizer with learning rate  $1e-4$ , using 5000 sentences with sequence length 2048 from WIKITEXT-2 datasets for 1 epoch.

**Resource Consumption.** Our implementation is based on the PyTorch framework. All experiments are conducted on a server with a 24GB NVIDIA V100 GPU. For the 7B model, the initialization process of LINEARPATCH takes about 30 seconds, and the optional fine-tuning process takes approximately 30 minutes.

**Pruning Configurations.** We set pruning ratios below 30% to be consistent with prior studies. Detailed pruning configurations, including the number and indices of pruned layers for each method, are provided in Table 7 in the Appendix A.

### 4.3 Main Results

Our LINEARPATCH can be seamlessly integrated with layer-wise pruning methods that remove contiguous layers. We denote LINEARPATCH combined with ShortGPT and LLM-Streamline

<sup>2</sup>LLM-Pruner from <https://github.com/horseee/LLM-Pruner>; SLEB from <https://github.com/jiwonsong-dev/SLEB>; and Shortened LLaMA from <https://github.com/Nota-NetsPresso/shortened-llm>.

Table 1: Comparison on QA benchmark with training-free methods.  $L_p$  denotes the number of pruned layers and  $L_t$  denotes the total number of layers of the model. The Ratio column represents the proportion(%) of pruning parameters to the total parameters of the model. Avg. column denotes the average accuracy(%) and RP column denotes the retained performance(%). Same interpretation is adopted in all the tables.

Model	$L_p/L_t$	Method	Ratio	ARC-c	ARC-e	BoolQ	HeSw	PIQA	WG	WSC	Race-h	CoPa	Avg.	RP
LLaMA-2-7B	0/32	Dense	-	46.25	74.58	77.74	75.97	79.11	68.98	80.59	39.62	87.00	69.98	100
	9/32	LLMPruner	26.99	31.91	52.90	62.42	54.41	71.33	53.20	65.57	28.52	79.00	55.47	78.14
	9/32	SLEB	27.03	31.91	52.31	46.09	58.28	69.59	58.25	69.23	32.25	79.00	55.21	78.41
	9/32	ShortGPT	27.03	32.76	48.61	62.17	56.17	64.36	64.33	71.06	32.25	77.00	56.52	80.29
	9/32	LLM-Streamline (None)	27.03	32.76	48.61	62.17	56.17	64.36	64.33	71.06	32.25	77.00	56.52	80.29
	9/32	LINEARPATCH <sub>[S/L]</sub>	26.78	33.45	55.22	62.14	57.67	67.46	65.11	77.29	34.93	79.00	<b>59.14</b>	<b>84.08</b>
	7/32	LLMPruner	20.56	35.24	60.61	62.42	61.66	75.41	54.78	71.43	31.67	80.00	59.25	83.80
	7/32	SLEB	21.02	33.02	56.57	63.91	62.49	73.07	58.96	69.23	32.06	84.00	59.26	83.66
	7/32	ShortGPT	21.02	36.18	55.89	62.17	62.66	70.40	65.98	77.29	33.78	81.00	60.59	86.06
	7/32	LLM-Streamline (None)	21.02	36.18	55.89	62.17	62.66	70.40	65.98	77.29	33.78	81.00	60.59	86.06
	7/32	LINEARPATCH <sub>[S/L]</sub>	20.78	37.63	61.24	62.14	63.49	70.46	65.90	79.49	36.46	85.00	<b>62.42</b>	<b>88.88</b>
LLaMA-2-13B	0/40	Dense	-	49.06	77.40	80.61	79.35	80.52	72.38	86.81	40.48	91.00	73.07	100
	10/40	LLMPruner	23.90	39.51	67.26	65.84	72.24	77.91	57.30	73.26	33.59	85.00	63.55	86.32
	10/40	SLEB	24.37	39.93	66.04	66.76	68.24	75.63	63.61	75.46	36.94	84.00	64.07	87.54
	10/40	ShortGPT	24.37	43.00	63.51	58.20	69.29	72.52	69.85	81.32	36.84	87.00	64.61	88.45
	10/40	LLM-Streamline (None)	24.37	43.00	63.51	58.20	69.29	72.52	69.85	81.32	36.84	87.00	64.61	88.45
	10/40	LINEARPATCH <sub>[S/L]</sub>	24.17	44.20	65.53	62.39	70.15	73.83	69.61	81.68	38.09	89.00	<b>66.05</b>	<b>90.49</b>
	8/40	LLMPruner	19.48	41.98	67.51	63.33	68.76	76.50	56.51	68.86	32.06	85.00	62.28	84.78
	8/40	SLEB	19.50	36.43	61.83	62.32	67.03	75.08	62.51	78.02	34.83	83.00	62.34	84.74
	8/40	ShortGPT	19.50	44.03	67.38	57.00	72.38	75.24	69.61	79.85	38.18	89.00	65.85	90.27
	8/40	LLM-Streamline (None)	19.50	44.03	67.38	57.00	72.38	75.24	69.61	79.85	38.18	89.00	65.85	90.27
	8/40	LINEARPATCH <sub>[S/L]</sub>	19.30	44.54	69.53	67.74	73.02	75.68	69.38	82.78	39.71	92.00	<b>68.26</b>	<b>93.45</b>
LLaMA-3-8B	0/32	Dense	-	53.41	77.78	81.28	79.16	80.85	72.85	86.45	40.19	89.00	73.44	100
	7/32	LLMPruner	19.37	35.32	59.30	55.23	51.48	72.58	59.98	67.03	31.39	81.00	57.03	77.12
	7/32	SLEB	19.01	34.04	60.06	45.17	62.01	74.05	55.01	67.40	32.82	74.00	56.06	76.08
	7/32	ShortGPT	19.01	42.41	56.65	65.26	64.70	70.89	71.19	73.63	34.16	75.00	61.54	83.79
	7/32	LLM-Streamline (None)	19.01	28.92	39.56	38.07	33.26	59.47	55.56	59.71	24.02	60.00	44.29	59.99
	7/32	LINEARPATCH <sub>[S]</sub>	18.80	43.17	60.82	75.66	66.74	72.85	70.17	75.82	37.51	77.00	<b>64.42</b>	<b>87.82</b>
	7/32	LINEARPATCH <sub>[L]</sub>	18.80	34.39	51.26	57.52	49.31	63.33	63.22	72.53	29.95	67.00	54.28	73.57
	5/32	LLMPruner	13.39	39.51	68.10	71.28	64.69	76.33	64.48	74.36	35.60	78.00	63.59	86.23
	5/32	SLEB	13.58	39.68	66.16	54.71	67.39	75.90	62.51	73.63	34.16	83.00	61.90	83.88
	5/32	ShortGPT	13.58	45.56	63.51	73.12	70.13	74.92	71.19	75.09	36.94	79.00	65.50	89.27
	5/32	LLM-Streamline (None)	13.58	47.35	66.20	73.52	71.10	74.27	71.03	76.56	36.65	84.00	66.74	90.84
	5/32	LINEARPATCH <sub>[S]</sub>	13.37	45.73	68.60	73.30	70.71	76.01	73.09	79.85	38.18	82.00	67.50	91.91
	5/32	LINEARPATCH <sub>[L]</sub>	13.37	48.55	70.71	74.25	72.52	76.71	73.95	81.32	38.37	86.00	<b>69.15</b>	<b>94.15</b>

Table 2: Comparison on QA benchmark with SOTA post-training method LLM-Streamline.

Model	$L_p/L_t$	Method	Ratio	ARC-c	ARC-e	BoolQ	HeSw	PIQA	WG	WSC	Race-h	CoPa	Avg.	RP
LLaMa2-7-B	0/32	Dense	0	46.25	74.58	77.74	75.97	79.11	68.98	80.59	39.62	87.00	69.98	100
	7/32	LLM-Streamline (FFN) + FT	19.01	38.23	60.48	70.18	63.75	69.86	67.48	80.95	37.51	79.00	63.05	90.00
	7/32	LINEARPATCH <sub>[L]</sub>	20.78	37.63	61.24	62.14	63.49	70.46	65.90	79.49	36.46	85.00	62.42	88.88
	7/32	LINEARPATCH <sub>[L]</sub> + FT	20.78	38.23	64.35	65.32	69.33	73.23	67.40	83.88	38.37	87.00	<b>65.23</b>	<b>92.83</b>
LLaMA-3-8B	0/32	Dense	0	53.41	77.78	81.28	79.16	80.85	72.85	86.45	40.19	89.00	73.44	100
	5/32	LLM-Streamline (FFN) + FT	11.39	30.03	39.94	65.32	49.19	59.79	67.80	81.32	31.39	71.00	55.09	74.34
	5/32	LINEARPATCH <sub>[L]</sub>	13.37	48.55	70.71	74.25	72.52	76.71	73.95	81.32	38.37	86.00	69.15	94.15
	5/32	LINEARPATCH <sub>[L]</sub> + FT	13.37	48.12	72.77	70.98	74.63	77.42	74.03	84.62	38.56	89.00	<b>70.01</b>	<b>95.16</b>

pruning methods as LINEARPATCH<sub>[S]</sub> and LINEARPATCH<sub>[L]</sub>, respectively. In most cases, they prune the same set of layers and are collectively labeled as LINEARPATCH<sub>[S/L]</sub>.

#### 4.3.1 Comparison on Training-free Methods

We first evaluate the performance in a training-free setting on commonsense QA benchmarks. For the sake of fairness, all the methods do not include fine-tuning. For LLM Pruner, we discard the process of fine-tuning using LoRA. For LLM-Streamline, according to its publication, discarding layer replacement and the process of offline distillation is denoted by LLM-Streamline(None). For results of LINEARPATCH on more LLMs and benchmarks, please refer to Appendix G.

As shown in Table 1, LINEARPATCH achieves superior performance on QA benchmark evaluation compared to other methods. Specifically, on the LLaMA-2-7B model with 7 out of 32 layers pruned, LINEARPATCH achieves the retained performance ratio of 88.88%, outperforming LLMPruner (83.80%) and SLEB (83.66%). On the LLaMA-3-8B model with 5 out of 32 layers pruned, LINEARPATCH achieves the retained performance ratio of 94.15%, significantly higher than LLMPruner (86.23%) and SLEB (83.88%). When ShortGPT/LLM-Streamline is employed as the baseline pruning

Table 3: Comparison on PPL benchmark with SOTA post-training method LLM-Streamline.

Model	$L_p/L_t$	Method	Ratio	WIKI-2	C4	PTB	Avg.
LLaMA-2-7B	0/32	Dense	0	5.47	6.97	22.51	11.65
	7/32	LLM-Streamline (FFN) + FT	19.01	9.60	17.10	47.04	24.58
	7/32	LINEARPATCH <sub>[L]</sub>	20.78	13.22	14.58	45.97	24.59
	7/32	LINEARPATCH <sub>[L]</sub> + FT	20.78	8.09	11.25	32.48	<b>17.27</b>
LLaMA-3-8B	0/32	Dense	-	6.14	8.88	10.59	8.54
	5/32	LLM-Streamline (FFN) + FT	11.39	383.15	201.60	101.35	228.70
	5/32	LINEARPATCH <sub>[L]</sub>	13.37	15.13	17.41	19.30	17.28
	5/32	LINEARPATCH <sub>[L]</sub> + FT	13.37	9.00	13.34	14.34	<b>12.23</b>

Table 4: Comparisons on tunable parameters, distillation type and loss functions. FT denotes fine-tuning. When distilling feature, we optimize the parameters in replaced layer by aligning its output with MSE loss as LLM-Streamline. When distilling logits, we optimize the parameters in replaced layer by aligning the model output logits with KL loss.

Model	Parameters	Distillation	Loss	Ratio	WIKI-2	C4	PTB	PPL Avg.	QA Avg.	QA RP
Dense	-	-	-	-	5.47	6.97	22.51	11.65	69.98	100
LLM-Streamline (FFN) + FT	FFN	Feature Logits	MSE	25.02	13.00	27.22	68.97	36.40	59.44	84.74
	FFN		KL	25.02	-	-	-	-	-	NaN
LINEARPATCH <sub>[L]</sub> + FT	Symmetric matrix	Feature Logits	MSE	26.78	15.26	19.54	54.33	29.71	59.58	84.80
	Diagonal matrix		KL	26.78	17.51	18.64	51.64	29.26	59.40	84.45
	Symmetric matrix		KL	26.78	<b>8.60</b>	<b>12.98</b>	<b>37.16</b>	<b>19.58</b>	<b>61.71</b>	<b>88.15</b>

method, LINEARPATCH<sub>[S/L]</sub> achieves significant performance improvement compared with its baseline. For example, on the LLaMA-2-7B model with 9 out of 32 layers pruned, LINEARPATCH<sub>[S/L]</sub> achieves the retained performance ratio of 84.08%, leading both ShortGPT and LLM-Streamline with 3.79%. On the LLaMa-13B model with 8 out of 40 layers pruned, LINEARPATCH<sub>[S/L]</sub> achieves the retained performance ratio of 93.45%, leading both ShortGPT and LLM-Streamline with 3.18%.

### 4.3.2 Comparison on Post-training Methods

We present a comprehensive comparison of our proposed LINEARPATCH method against the state-of-the-art post-training method, LLM-Streamline. For fair comparison, we used the same dataset, samples, and learning rate for fine-tuning.

**Results on QA Benchmark.** The results presented in Table 2 highlight the exceptional performance of LINEARPATCH on the QA benchmark, particularly when combined with fine-tuning. For example, when applied to LLaMA-2-7B with 7 out of 32 layers pruned, the combination of LINEARPATCH<sub>[L]</sub> and fine-tuning achieves an average accuracy of 65.23%, surpassing LLM-Streamline, which attains 63.05%. Similarly, on LLaMA-3-8B with 5 out of 32 layers pruned, LINEARPATCH<sub>[L]</sub>+FT reaches an average accuracy of 70.01%, significantly outperforming LLM-Streamline, which yields suboptimal results due to its randomly initialized replacement networks. Notably, our method achieves a retained performance (RP) of 95.16% on LLaMA-3-8B with 5 out of 32 layers pruned, demonstrating its effectiveness in maintaining high accuracy even with significant layer pruning.

**Results on PPL Benchmark.** For PPL benchmark, LINEARPATCH<sub>[L]</sub> consistently outperforms or matches LLM-Streamline, as shown in Table 3. For instance, on LLaMA-2-7B with 7 out of 32 layers pruned, LINEARPATCH<sub>[L]</sub>+FT achieves an average perplexity of 17.27, significantly outperforming LLM-Streamline (24.58). Similarly, on LLaMA-3-8B with 5 out of 32 layers pruned, LINEARPATCH<sub>[L]</sub>+FT attains an average perplexity of 12.23, demonstrating its robustness and effectiveness.

## 4.4 Discussions and Ablation Studies

**Tunable Parameters and Loss Functions.** We conducted a series of comprehensive experiments on LLaMA-2-7B with 9 out of 32 layers pruned to systematically evaluate how different training configurations influence the performance of LINEARPATCH, as detailed in Table 4. The results indicate that the choice of training settings significantly affects the performance of LINEARPATCH. Specifically, LINEARPATCH with model logits as the distillation target and the KL divergence loss function achieved the best overall performance. This configuration attained the lowest average perplexity (19.58) on language modelling tasks and the highest average accuracy (61.71%) on QA



Table 5: Ablation study on the ingredients of LINEARPATCH over LLaMA-2-7B with 9 out of 32 layers pruned. +d applies channel scaling, +P (i.e.,  $\mathbf{H}\mathbf{D}\mathbf{H}^\top$ ) refers to the LINEARPATCH, and +FT denotes fine-tuning with knowledge distillation. Note that we omit ablating **H** since Hadamard transformation alone is an equivalent operation.

	WIKI-2	C4	PTB	Avg.	ARC-c	ARC-e	BoolQ	HeSw	PIQA	WG	WSC	Race-h	CoPa	Avg.	RP
Dense	5.47	6.97	22.51	11.65	46.25	74.58	77.74	75.97	79.11	68.98	80.59	39.62	87.00	69.98	100
Vanilla	35.68	36.10	96.52	56.10	32.76	48.61	62.17	56.17	64.36	64.33	71.06	32.25	77.00	56.52	80.29
+d	20.68	22.75	57.67	33.70	35.07	54.97	62.17	56.93	66.76	63.77	75.09	34.83	78.00	58.62	83.56
+P	18.60	19.28	53.00	30.29	33.53	55.22	62.14	57.69	67.41	65.04	77.29	34.93	79.00	59.14	84.08
+FT	8.60	12.98	37.16	<b>19.58</b>	34.81	60.65	62.48	64.52	70.29	66.69	76.92	39.04	80.00	<b>61.71</b>	<b>88.15</b>

tasks, with a relative performance improvement of 2.13% over LLM-Streamline. Our analysis suggests that using replaced layer output for distillation may lead to overfitting issues and inferior performance. Furthermore, LLM-Streamline’s approach of incorporating a randomly initialized lightweight network introduces instability during logits distillation, potentially causing performance degradation and diverse training. These findings highlight that LINEARPATCH offers a more effective initialization to enable more reliable performance recovery through lightweight training paradigms.

**The Ingredients of LINEARPATCH.** Table 5 ablates the impact of components of the proposed LINEARPATCH. The results show that each component of LINEARPATCH contributes significantly to the overall performance. Pruned model suffer from substantial performance degradation, with an average perplexity of 56.10 and a retained performance of 80.29% on QA tasks. When scaling parameters **d** is introduced, the performance improves, with an average perplexity of 33.70 and a retained performance of 83.56%. Further incorporating Hadamard rotation to create LINEARPATCH **P** achieves an average perplexity of 30.29 and a retained performance of 84.08%, with a relative performance improvement of 3.8% over the baseline. Fine-tuning can yield significant additional benefits, with a relative retained performance gain of 4.06%.

**Online Inference Overhead Analysis.** We assessed online inference overhead using a batch size of 16, sequence length of 2048, and 1000 iterations, with a hidden size of 4096 (aligning LLaMA-2-7B) and float16 precision. Our method, LINEARPATCH, which is a single linear layer inserted at the pruning interface, shows negligible overhead during online inference, with no empirical difference in end-to-end inference latency compared to the existing baseline, LLM-Streamline with a feed-forward network (FFN). Specifically, LINEARPATCH is approximately 8 times smaller in size and about 190 times faster than LLM-Streamline (FFN).

**Offline Storage Overhead Analysis.** Regarding offline storage overhead, LINEARPATCH achieves a substantial reduction. With Top-K logits distillation, LinearPatch significantly reduces the offline storage overhead by up to 40 times for a hidden size of 4096, compared to LLM-Streamline during offline fine-tuning. This significant reduction is due to the much smaller stored input and target sizes required by LINEARPATCH.

## 5 Conclusion and Limitation

In this work, we introduce LINEARPATCH, a simple yet effective plug-and-play technique that addresses the critical issue of activation magnitude mismatch in layer-pruned large language models (LLMs). By leveraging the Hadamard transformation and channel-wise scaling, LINEARPATCH efficiently aligns activations across layers, significantly enhancing model performance with negligible inference overhead. Extensive empirical evaluations are conducted to demonstrate the effectiveness of the proposed approach. We hope the proposed LINEARPATCH can shed more light on simple and lightweight algorithms of LLM compression without compromising the performance.

**Limitation.** Layer pruning may unevenly degrade model performance across different tasks. For instance, while some question answering tasks might remain robust, complex reasoning or context-dependent tasks could suffer. As the future work, a comprehensive evaluation framework is necessary to thoroughly assess the trade-offs between the efficiency gains from layer pruning and potential performance degradation across diverse tasks and contexts.

## References

- [1] Winogrande: An adversarial winograd schema challenge at scale. 2019.
- [2] Josh Achiam, Steven Adler, Sandhini Agarwal, Lama Ahmad, Ilge Akkaya, Florencia Leoni Aleman, Diogo Almeida, Janko Altenschmidt, Sam Altman, Shyamal Anadkat, et al. Gpt-4 technical report. [arXiv preprint arXiv:2303.08774](#), 2023.
- [3] Saleh Ashkboos, Maximilian L Croci, Marcelo Gennari do Nascimento, Torsten Hoefer, and James Hensman. SliceGPT: Compress large language models by deleting rows and columns. [arXiv preprint arXiv:2401.15024](#), 2024.
- [4] Saleh Ashkboos, Amirkeivan Mohtashami, Maximilian L Croci, Bo Li, Martin Jaggi, Dan Alistarh, Torsten Hoefer, and James Hensman. Quarot: Outlier-free 4-bit inference in rotated llms. [arXiv preprint arXiv:2404.00456](#), 2024.
- [5] Yonatan Bisk, Rowan Zellers, Jianfeng Gao, Yejin Choi, et al. Piqa: Reasoning about physical common-sense in natural language. In [Proceedings of the AAAI conference on artificial intelligence](#), volume 34, pages 7432–7439, 2020.
- [6] Xiaodong Chen, Yuxuan Hu, and Jing Zhang. Compressing large language models by streamlining the unimportant layer. [arXiv preprint arXiv:2403.19135](#), 2024.
- [7] Xinrui Chen, Yizhi Wang, Yao Li, Xitong Ling, Mengkui Li, Ruikang Liu, Minxi Ouyang, Kang Zhao, Tian Guan, and Yonghong He. Low bit-width zero-shot quantization with soft feature-infused hints for iot systems. [IEEE Internet of Things Journal](#), 2024.
- [8] Xinrui Chen, Yizhi Wang, Renao Yan, Yiqing Liu, Tian Guan, and Yonghong He. Texq: zero-shot network quantization with texture feature distribution calibration. [Advances in Neural Information Processing Systems](#), 36, 2024.
- [9] Christopher Clark, Kenton Lee, Ming-Wei Chang, Tom Kwiatkowski, Michael Collins, and Kristina Toutanova. Boolq: Exploring the surprising difficulty of natural yes/no questions. [arXiv preprint arXiv:1905.10044](#), 2019.
- [10] Peter Clark, Isaac Cowhey, Oren Etzioni, Tushar Khot, Ashish Sabharwal, Carissa Schoenick, and Oyvind Tafjord. Think you have solved question answering? try arc, the ai2 reasoning challenge. [arXiv preprint arXiv:1803.05457](#), 2018.
- [11] DeepSeek-AI. Deepseek-r1: Incentivizing reasoning capability in llms via reinforcement learning, 2025.
- [12] Abhimanyu Dubey, Abhinav Jauhri, Abhinav Pandey, Abhishek Kadian, Ahmad Al-Dahle, Aiesha Letman, Akhil Mathur, Alan Schelten, Amy Yang, Angela Fan, et al. The llama 3 herd of models. [arXiv preprint arXiv:2407.21783](#), 2024.
- [13] Elias Frantar and Dan Alistarh. SparseGPT: Massive language models can be accurately pruned in one-shot. In [International Conference on Machine Learning](#), pages 10323–10337. PMLR, 2023.
- [14] Andrey Gromov, Kushal Tirumala, Hassan Shapourian, Paolo Gloriosio, and Daniel A Roberts. The unreasonable ineffectiveness of the deeper layers. [arXiv preprint arXiv:2403.17887](#), 2024.
- [15] Daya Guo, Dejian Yang, Haowei Zhang, Junxiao Song, Ruoyu Zhang, Runxin Xu, Qihao Zhu, Shirong Ma, Peiyi Wang, Xiao Bi, et al. Deepseek-r1: Incentivizing reasoning capability in llms via reinforcement learning. [arXiv preprint arXiv:2501.12948](#), 2025.
- [16] Song Han, Jeff Pool, John Tran, and William Dally. Learning both weights and connections for efficient neural network. [Advances in neural information processing systems](#), 28, 2015.
- [17] Henry Helson. The spectral theorem. [The Spectral Theorem](#), pages 23–41, 2006.
- [18] Dan Hendrycks, Collin Burns, Steven Basart, Andy Zou, Mantas Mazeika, Dawn Song, and Jacob Steinhardt. Measuring massive multitask language understanding. [arXiv preprint arXiv:2009.03300](#), 2020.
- [19] Kathy J Horadam. [Hadamard matrices and their applications](#). Princeton university press, 2012.
- [20] Yuxuan Hu, Jing Zhang, Zhe Zhao, Chen Zhao, Xiaodong Chen, Cuiping Li, and Hong Chen. Sp3: Enhancing structured pruning via pca projection. In [Findings of the Association for Computational Linguistics ACL 2024](#), pages 3150–3170, 2024.

- [21] Albert Q Jiang, Alexandre Sablayrolles, Arthur Mensch, Chris Bamford, Devendra Singh Chaplot, Diego de las Casas, Florian Bressand, Gianna Lengyel, Guillaume Lample, Lucile Saulnier, et al. Mistral 7b. [arXiv preprint arXiv:2310.06825](#), 2023.
- [22] Bo-Kyeong Kim, Geonmin Kim, Tae-Ho Kim, Thibault Castells, Shinkook Choi, Junho Shin, and Hyoung-Kyu Song. Shortened llama: A simple depth pruning for large language models. [arXiv preprint arXiv:2402.02834](#), 11, 2024.
- [23] Guokun Lai, Qizhe Xie, Hanxiao Liu, Yiming Yang, and Eduard Hovy. Race: Large-scale reading comprehension dataset from examinations. [arXiv preprint arXiv:1704.04683](#), 2017.
- [24] Hector Levesque, Ernest Davis, and Leora Morgenstern. The winograd schema challenge. In [Thirteenth international conference on the principles of knowledge representation and reasoning](#), 2012.
- [25] Haokun Lin, Haobo Xu, Yichen Wu, Jingzhi Cui, Yingtao Zhang, Linzhan Mou, Linqi Song, Zhenan Sun, and Ying Wei. Rotation and permutation for advanced outlier management and efficient quantization of llms. [arXiv preprint arXiv:2406.01721](#), 2024.
- [26] Aixun Liu, Bei Feng, Bing Xue, Bingxuan Wang, Bochao Wu, Chengda Lu, Chenggang Zhao, Chengqi Deng, Chenyu Zhang, Chong Ruan, et al. Deepseek-v3 technical report. [arXiv preprint arXiv:2412.19437](#), 2024.
- [27] Ruikang Liu, Haoli Bai, Haokun Lin, Yuening Li, Han Gao, Zhengzhuo Xu, Lu Hou, Jun Yao, and Chun Yuan. Intactkv: Improving large language model quantization by keeping pivot tokens intact. [arXiv preprint arXiv:2403.01241](#), 2024.
- [28] Zechun Liu, Changsheng Zhao, Igor Fedorov, Bilge Soran, Dhruv Choudhary, Raghuraman Krishnamoorthi, Vikas Chandra, Yuandong Tian, and Tijmen Blankevoort. Spinqant-llm quantization with learned rotations. [arXiv preprint arXiv:2405.16406](#), 2024.
- [29] Xinyin Ma, Gongfan Fang, and Xinchao Wang. Llm-pruner: On the structural pruning of large language models. [Advances in neural information processing systems](#), 36:21702–21720, 2023.
- [30] Mitchell P. Marcus, Beatrice Santorini, and Mary Ann Marcinkiewicz. Building a large annotated corpus of English: The Penn Treebank. [Computational Linguistics](#), 19(2):313–330, 1993.
- [31] Xin Men, Mingyu Xu, Qingyu Zhang, Bingning Wang, Hongyu Lin, Yaojie Lu, Xianpei Han, and Weipeng Chen. Shortgpt: Layers in large language models are more redundant than you expect. [arXiv preprint arXiv:2403.03853](#), 2024.
- [32] Stephen Merity, Caiming Xiong, James Bradbury, and Richard Socher. Pointer sentinel mixture models. [arXiv preprint arXiv:1609.07843](#), 2016.
- [33] Colin Raffel, Noam Shazeer, Adam Roberts, Katherine Lee, Sharan Narang, Michael Matena, Yanqi Zhou, Wei Li, and Peter J Liu. Exploring the limits of transfer learning with a unified text-to-text transformer. [Journal of machine learning research](#), 21(140):1–67, 2020.
- [34] Anthony Sarah, Sharath Nittur Sridhar, Maciej Szankin, and Sairam Sundaresan. Llama-nas: Efficient neural architecture search for large language models. [arXiv preprint arXiv:2405.18377](#), 2024.
- [35] Paul-Edouard Sarlin, Daniel DeTone, Tomasz Malisiewicz, and Andrew Rabinovich. Superglue: Learning feature matching with graph neural networks. In [Proceedings of the IEEE/CVF conference on computer vision and pattern recognition](#), pages 4938–4947, 2020.
- [36] Jiwon Song, Kyungseok Oh, Taesu Kim, Hyungjun Kim, Yulhwa Kim, and Jae-Joon Kim. Sleb: Streamlining llms through redundancy verification and elimination of transformer blocks. [arXiv preprint arXiv:2402.09025](#), 2024.
- [37] Mingjie Sun, Xinlei Chen, J Zico Kolter, and Zhuang Liu. Massive activations in large language models. [arXiv preprint arXiv:2402.17762](#), 2024.
- [38] Mingjie Sun, Zhuang Liu, Anna Bair, and J Zico Kolter. A simple and effective pruning approach for large language models. [arXiv preprint arXiv:2306.11695](#), 2023.
- [39] Yuxuan Sun, Ruikang Liu, Haoli Bai, Han Bao, Kang Zhao, Yuening Li, Jiaxin Hu, Xianzhi Yu, Lu Hou, Chun Yuan, et al. Flatquant: Flatness matters for llm quantization. [arXiv preprint arXiv:2410.09426](#), 2024.
- [40] Kimi Team, Angang Du, Bofei Gao, Bowei Xing, Changjiu Jiang, Cheng Chen, Cheng Li, Chenjun Xiao, Chenzhuang Du, Chonghua Liao, et al. Kimi k1. 5: Scaling reinforcement learning with llms. [arXiv preprint arXiv:2501.12599](#), 2025.

- [41] Hugo Touvron, Louis Martin, Kevin Stone, Peter Albert, Amjad Almahairi, Yasmine Babaei, Nikolay Bashlykov, Soumya Batra, Prajjwal Bhargava, Shruti Bhosale, et al. Llama 2: Open foundation and fine-tuned chat models. [arXiv preprint arXiv:2307.09288](#), 2023.
- [42] Tycho FA van der Ouderaa, Markus Nagel, Mart Van Baalen, Yuki M Asano, and Tijmen Blankevoort. The llm surgeon. [arXiv preprint arXiv:2312.17244](#), 2023.
- [43] Mengzhou Xia, Tianyu Gao, Zhiyuan Zeng, and Danqi Chen. Sheared llama: Accelerating language model pre-training via structured pruning. [arXiv preprint arXiv:2310.06694](#), 2023.
- [44] Guangxuan Xiao, Ji Lin, Mickael Seznec, Hao Wu, Julien Demouth, and Song Han. Smoothquant: Accurate and efficient post-training quantization for large language models. In [International Conference on Machine Learning](#), pages 38087–38099. PMLR, 2023.
- [45] Guangxuan Xiao, Yuandong Tian, Beidi Chen, Song Han, and Mike Lewis. Efficient streaming language models with attention sinks. [arXiv preprint arXiv:2309.17453](#), 2023.
- [46] Aiyuan Yang, Bin Xiao, Bingning Wang, Borong Zhang, Ce Bian, Chao Yin, Chenxu Lv, Da Pan, Dian Wang, Dong Yan, et al. Baichuan 2: Open large-scale language models. [arXiv preprint arXiv:2309.10305](#), 2023.
- [47] An Yang, Baosong Yang, Binyuan Hui, Bo Zheng, Bowen Yu, Chang Zhou, Chengpeng Li, Chengyuan Li, Dayiheng Liu, Fei Huang, et al. Qwen2 technical report. [arXiv preprint arXiv:2407.10671](#), 2024.
- [48] Rowan Zellers, Ari Holtzman, Yonatan Bisk, Ali Farhadi, and Yejin Choi. Hellaswag: Can a machine really finish your sentence? [arXiv preprint arXiv:1905.07830](#), 2019.
- [49] Yingtao Zhang, Haoli Bai, Haokun Lin, Jialin Zhao, Lu Hou, and Carlo Vittorio Cannistraci. Plug-and-play: An efficient post-training pruning method for large language models. In [The Twelfth International Conference on Learning Representations](#), 2024.

## A Details on Pruned Models

We obtain the officially released LLMs from the sources listed in Table 6 for our experiments. Additionally, Table 7 provides a detailed illustration of the specific pruned layer indices for various configurations across different models.

Table 6: Download links to officially released LLMs.

Model	Download Link
LLaMA-2-7B	<a href="https://huggingface.co/meta-llama/Llama-2-7B">https://huggingface.co/meta-llama/Llama-2-7B</a>
LLaMA-2-13B	<a href="https://huggingface.co/meta-llama/Llama-2-13B">https://huggingface.co/meta-llama/Llama-2-13B</a>
LLaMA-3-8B	<a href="https://huggingface.co/meta-llama/Llama-3.1-8B">https://huggingface.co/meta-llama/Llama-3.1-8B</a>
DeepSeek-R1-Distill-Qwen-7B	<a href="https://huggingface.co/deepseek-ai/DeepSeek-R1-Distill-Qwen-7B">https://huggingface.co/deepseek-ai/DeepSeek-R1-Distill-Qwen-7B</a>
DeepSeek-R1-Distill-Llama-8B	<a href="https://huggingface.co/deepseek-ai/DeepSeek-R1-Distill-Llama-8B">https://huggingface.co/deepseek-ai/DeepSeek-R1-Distill-Llama-8B</a>
Baichuan-2-7B	<a href="https://huggingface.co/baichuan-inc/Baichuan2-7B-Base">https://huggingface.co/baichuan-inc/Baichuan2-7B-Base</a>

Table 7: Details of pruning settings.

Model	$L_p/L_t$	Method	Pruned layer index
LLaMA-2-7B	9/32	LINEARPATCH <sub>[S/L]</sub>	[21,30)
	7/32	LINEARPATCH <sub>[S/L]</sub>	[23,30)
	9/32	Taylor+	[28,27,25,29,26,24,23,21,22]
	7/32	Taylor+	[28,27,25,29,26,24,23]
	9/32	SLEB	[14,23,11,24,10,27,15,21,25]
	7/32	SLEB	[14,23,11,24,10,27,15]
LLaMA-3-8B	7/32	LINEARPATCH <sub>[S]</sub>	[22,29)
	5/32	LINEARPATCH <sub>[S]</sub>	[24,29)
	7/32	LINEARPATCH <sub>[L]</sub>	[23,30)
	5/32	LINEARPATCH <sub>[L]</sub>	[23,28)
	7/32	Taylor+	[24,25,26,28,29,23,27]
	5/32	Taylor+	[24,25,26,28,29]
	7/32	SLEB	[10,25,11,26,12,9,23]
	5/32	SLEB	[10,25,11,26,12]
LLaMA-2-13B	10/40	LINEARPATCH <sub>[S/L]</sub>	[26,36)
	8/40	LINEARPATCH <sub>[S/L]</sub>	[28,36)
Baichuan-2-7B	9/32	LINEARPATCH <sub>[S/L]</sub>	[22,31)
	7/32	LINEARPATCH <sub>[S/L]</sub>	[23,30)

## B Details of Evaluation Benchmarks

We use a variety of benchmarks for model evaluation, including the perplexity (PPL) benchmark (measured by the average perplexity score), the Massive Multitask Language Understanding (MMLU) benchmark and the question answering (QA) benchmark for model evaluation.

**PPL.** For PPL benchmarks, we report the perplexity of language generation on WikiText2 [32], C4 [33], and PTB [30] datasets.

**MMLU.** For MMLU benchmark, we test the five-shot performance on the Massively Multitask Language Understanding (MMLU) datasets [18].

**Commonsense QA.** For QA benchmark, we evaluate methods on 9 commonsense QA tasks: ARC-Challenge (ARC-c), ARC-Easy (ARC-e) [10], BoolQ [9], HellaSwag (HeSw) [48], PIQA [5], WinoGrande (WG) [1], WSC273 (WSC) [24], Race-high (Race-h) [23] and CoPA [35]. We report the average (Avg.) for the PPL benchmark, weighted average (Weighted Avg.) for the MMLU benchmark, and average (Avg.) as well as the retained performance (RP) for the QA benchmark.

For MMLU benchmark, we use the official code. For PPL and QA benchmarks, we use the lm\_eval library from <https://github.com/EleutherAI/lm-evaluation-harness>.

## C Ablation on Size of Calibration Set

We vary the size of the calibration set to evaluate its impact on the performance of LINEARPATCH in Table 8. The results show that a larger calibration set leads to better scaling parameters and improved performance, but the gains diminish beyond a certain size. A calibration set of 128 samples provides a good balance between computational efficiency and performance.

Table 8: Ablation on the number of calibration samples for scaling parameters statistics.

Num of samples	WIKI-2	C4	PTB
64	18.61	19.29	53.03
<b>128</b>	<b>18.60</b>	<b>19.28</b>	<b>53.00</b>
256	18.60	19.28	53.00
512	18.61	19.28	53.01

## D Ablation on Size of Distillation Dataset

To provide deeper analyses on how dataset size impacts recovery during knowledge distillation, we ablated the dataset size in the setting of removing 7 layers of LLaMA-2-7B. As shown in Table 9, larger dataset for knowledge distillation tends to produce better performance, but the benefits are limited above 5000 samples. The adopted setting weighs the performance and efficiency.

Table 9: Ablation study on the size of distillation dataset.

Size	Cache	WIKI-2	C4	PTB	Avg.	ARC-c	ARC-e	BoolQ	HeSw	PIQA	WG	WSC	Race-h	CoPa	Avg. (%)
w/o FT	-	13.22	14.58	45.97	24.59	37.63	61.24	62.14	63.49	70.46	65.90	79.49	36.46	85.00	59.60
2500	5G	8.22	11.25	32.79	17.42	38.82	63.89	64.86	69.12	73.01	68.43	81.32	37.89	68.00	62.82
5000	10G	8.09	11.25	32.48	17.27	38.23	64.35	65.32	69.33	73.23	67.40	83.88	38.37	87.00	65.23
7500	15G	8.07	11.24	33.37	17.56	38.91	64.14	66.06	69.49	73.45	68.03	80.95	38.09	88.00	65.24

## E Ablation on $K$ in Top-K Logits for Knowledge Distillation

We ablate  $K=\{50, 100, 200\}$  in top-K logits to show how  $K$  influence on knowledge distillation for pruned model. We removed 7 layers on LLaMA-2-7B and performed ablation experiments according to the fine-tuning settings. As shown in Table 10, benefits and costs are well balanced when  $K=100$ .

Table 10: Ablation study on on  $K$  in top-K logits for knowledge distillation.

K	Cache	WIKI-2	C4	PTB	Avg.	ARC-c	ARC-e	BoolQ	HeSw	PIQA	WG	WSC	Race-h	CoPa	Avg. (%)
w/o FT	-	13.22	14.58	45.97	24.59	37.63	61.24	62.14	63.49	70.46	65.90	79.49	36.46	85.00	59.60
50	5G	8.73	11.63	34.68	18.35	38.14	63.30	67.37	69.90	72.36	68.19	80.95	38.47	88.00	65.19
100	10G	8.09	11.25	32.48	17.27	38.23	64.35	65.32	69.33	73.23	67.40	83.88	38.37	87.00	65.23
200	20G	7.78	11.03	31.51	16.77	38.05	64.73	64.71	69.02	73.07	67.56	82.78	37.42	87.00	64.93

## F Results on Combination LINEARPATCH with More Layer Pruning Metric

LINEARPATCH allows for the combination of non-contiguous layer pruning settings, gradient-based and PPL-based layer pruning metric, combined with any pruning metric results in the improvement of performance. We demonstrate these in the following experiments.

### F.1 Combination with Non-contiguous Layer Pruning Metric

We integrated LINEARPATCH with non-contiguous layer pruning settings. ShortGPT [31] access the importance of each layers with the prevalent cosine similarity. We replaced each removed

Table 11: Combination with non-contiguous cosine similarity-based pruning metric.

Model	$L_p/L_t$	Method	WIKI-2	C4	PTB	AVG	ARC-c	ARC-e	BoolQ	HeSw	PIQA	WG	WSC	Race-h	CoPa	Avg.	RP
LLaMA-2-7B	0/32	Dense	5.47	6.97	22.51	11.65	46.25	74.58	77.74	75.97	79.11	68.98	80.59	39.62	87.00	69.98	100
	7/32	ShortGPT	18.45	20.99	62.18	33.87	36.18	55.89	62.17	62.66	70.40	65.98	77.29	33.78	81.00	60.59	86.06
	7/32	+LINEARPATCH	13.84	15.28	48.26	<b>25.79</b>	37.71	60.14	62.17	63.32	70.78	65.59	78.75	35.98	84.00	62.05	<b>88.35</b>
LLaMA-3-8B	0/32	Dense	6.14	8.88	10.59	8.54	53.41	77.78	81.28	79.16	80.85	72.85	86.45	40.19	89.00	73.44	100
	7/32	ShortGPT	57.76	50.13	67.39	58.43	42.41	56.65	65.26	64.70	70.89	71.19	73.63	34.16	75.00	61.54	83.79
	7/32	+LINEARPATCH	34.77	33.45	42.38	<b>36.87</b>	41.98	60.06	76.33	66.46	72.63	70.09	75.46	35.69	80.00	64.30	<b>87.30</b>

Table 12: Combination with gradient-based layer pruning metric.

Model	$L_p/L_t$	Method	WIKI-2	C4	PTB	AVG	ARC-c	ARC-e	BoolQ	HeSw	PIQA	WG	WSC	Race-h	CoPa	Avg.	RP
LLaMA-2-7B	0/32	Dense	5.47	6.97	22.51	11.65	46.25	74.58	77.74	75.97	79.11	68.98	80.59	39.62	87.00	69.98	100
	7/32	Taylor+	18.45	20.99	62.18	33.87	36.18	55.89	62.17	62.66	70.40	65.98	77.29	33.78	81.00	60.59	86.06
	7/32	+LINEARPATCH	13.84	15.28	48.26	<b>25.79</b>	37.71	60.14	62.17	63.32	70.78	65.59	78.75	35.98	84.00	62.05	<b>88.35</b>
LLaMA-3-8B	0/32	Dense	6.14	8.88	10.59	8.54	53.41	77.78	81.28	79.16	80.85	72.85	86.45	40.19	89.00	73.44	100
	7/32	Taylor+	2287.86	1491.38	4741.90	2840.38	29.01	39.56	38.04	33.24	59.30	55.49	59.71	24.02	60.00	44.26	59.97
	7/32	+LINEARPATCH	208.88	235.63	264.97	<b>236.49</b>	31.66	45.20	48.07	43.13	63.87	57.54	63.37	27.85	67.00	49.74	<b>67.43</b>

Table 13: Combination with PPL-based layer pruning metric.

Model	$L_p/L_t$	Method	WIKI-2	C4	PTB	AVG	ARC-c	ARC-e	BoolQ	HeSw	PIQA	WG	WSC	Race-h	CoPa	Avg.	RP
LLaMA-2-7B	0/32	Dense	5.47	6.97	22.51	11.65	46.25	74.58	77.74	75.97	79.11	68.98	80.59	39.62	87.00	69.98	100
	7/32	SLEB	9.14	11.21	38.45	19.60	33.02	56.57	63.91	62.49	73.07	58.96	69.23	32.06	84.00	59.26	83.66
	7/32	+LINEARPATCH	8.77	10.66	38.30	<b>19.24</b>	32.17	57.53	66.39	61.73	73.29	59.43	69.69	32.63	83.00	59.54	<b>84.04</b>
LLaMA-3-8B	0/32	Dense	6.14	8.88	10.59	8.54	53.41	77.78	81.28	79.16	80.85	72.85	86.45	40.19	89.00	73.44	100
	7/32	SLEB	13.12	16.76	21.04	16.97	34.04	60.06	45.17	62.01	74.05	55.01	67.40	32.82	74.00	56.06	76.08
	7/32	+LINEARPATCH	11.97	15.74	19.55	<b>15.75</b>	33.79	61.83	48.53	61.95	74.37	55.49	65.57	33.49	78.00	57.00	<b>77.30</b>

layer in ShortGPT with a LINEARPATCH. As shown in Table 11, combining LINEARPATCH with non-contiguous layer pruning still significantly improves the performance of the pruned LLM. For example, on the LLaMA-3-8B with 7 layers pruned, LINEARPATCH achieved a 3.51% improvement in performance on the QA task benchmark compared to ShortGPT.

## F.2 Combination with Gradient-based Layer Pruning Metric

We integrated LINEARPATCH with gradient-based layer pruning metric taylor+ [22]. We identify the redundant layers with gradient information and replaced each redundant layer with a LINEARPATCH. As shown in Table 12, combining LINEARPATCH with gradient-based layer pruning metric significantly improves the performance. For example, on the LLaMA-3-8B model with 7 layers pruned, LINEARPATCH achieved a 7.64% improvement in performance on the QA task benchmark, with average PPL reducing from 2840.38 to 236.49.

## F.3 Combination with PPL-based Layer Pruning Metric

We combined LINEARPATCH with the SLEB [36], which uses PPL-based pruning metric. SLEB selects layers with the least performance drop based on the PPL metric, and the removed layers are usually non-contiguous. We replaced each removed layer in SLEB with a single LINEARPATCH. As shown in Table 13, LINEARPATCH still improves the pruned model’s performance when combined with PPL-based pruning metrics, without any fine-tuning.

# G Results on More Models and Benchmarks

## G.1 Comparison on QA Benchmarks with Training-free Methods

Table 14 shows more results on QA benchmarks. On the Baichuan-2-7B model with 7 out of 32 layers pruned, LINEARPATCH<sub>[S/L]</sub> achieves a retained performance ratio of 87.27%, leading both ShortGPT and LLM-Streamline with 3.39%. When it comes to 9 out of 32 layers pruned, LINEARPATCH<sub>[S/L]</sub> still maintains the 81.66% of the original performance, outperforming ShortGPT and LLM-Streamline by 4.56%. We also provide the results of the latest DeepSeek-R1-Distill-Llama-8B and DeepSeek-R1-Distill-Qwen-7B models. The results show that LINEARPATCH<sub>[L]</sub> is applicable for latest GQA-based LLM.

Table 14: Comparison on QA benchmark with training-free methods. ‡ denotes the DeepSeek-R1-Distill version.

Model	$L_p/L_t$	Method	Ratio	ARC-c	ARC-e	BoolQ	HeSw	PIQA	WG	WSC	Race-h	CoPa	Avg.	RP
Baichuan-2-7B	0/32	Dense	-	42.49	72.98	73.91	72.19	77.20	68.43	79.85	38.28	85.00	67.81	100
	9/32	LLMPruner	23.29	32.42	56.36	59.82	54.11	69.70	53.20	59.34	28.04	78.00	54.55	79.64
	9/32	SLEB	24.26	29.18	48.91	62.29	52.14	68.88	55.09	66.30	30.43	75.00	54.25	79.19
	9/32	ShortGPT	24.26	28.67	42.55	67.19	47.09	62.68	62.19	69.23	29.38	65.00	52.66	77.10
	9/32	LLM-Streamline (None)	24.26	28.67	42.55	67.19	47.09	62.68	62.19	69.23	29.38	65.00	52.66	77.10
	9/32	LINEARPATCH <sub>[S/L]</sub>	24.04	30.80	50.04	62.45	52.31	65.72	65.11	71.43	31.58	72.00	<b>55.72</b>	<b>81.66</b>
	7/32	LLMPruner	18.47	36.86	62.63	62.23	61.25	72.03	54.06	63.74	29.00	80.00	57.98	84.85
	7/32	SLEB	18.87	31.31	55.39	65.47	56.93	71.65	59.12	72.89	33.21	73.00	57.66	84.46
	7/32	ShortGPT	18.87	34.90	51.81	62.39	55.27	65.56	64.72	74.73	31.77	72.00	57.02	83.88
	7/32	LLM-Streamline (None)	18.87	34.90	51.81	62.39	55.27	65.56	64.72	74.73	31.77	72.00	57.02	83.88
	7/32	LINEARPATCH <sub>[S/L]</sub>	18.65	35.15	57.20	62.91	59.02	68.55	66.61	76.19	34.45	73.00	<b>59.23</b>	<b>87.27</b>
Qwen-7B†	0/28	Dense	-	44.62	66.84	78.38	60.77	72.42	60.77	67.03	36.36	74.00	62.35	100
	7/28	SLEB	21.42	32.17	52.82	59.42	46.08	66.97	53.20	56.41	23.19	62.00	50.25	79.39
	7/28	ShortGPT	21.42	33.62	58.00	56.24	45.89	66.97	53.67	58.61	30.72	60.00	51.52	82.58
	7/28	LLM-Streamline (None)	21.42	32.00	53.20	48.41	46.21	65.94	51.22	54.95	29.95	65.00	49.65	79.63
	7/28	LINEARPATCH <sub>[L]</sub>	21.25	32.00	54.84	60.37	46.57	68.34	51.85	55.68	32.15	69.00	52.31	<b>83.54</b>
LLaMA-8B†	0/32	Dense	-	42.49	65.91	82.91	74.35	77.58	67.80	82.78	41.53	89.00	69.37	100
	7/32	SLEB	19.01	34.30	54.38	62.75	57.27	70.08	55.33	66.67	32.92	76.00	56.63	81.45
	7/32	ShortGPT	19.01	37.12	49.03	77.09	55.95	66.49	63.14	70.33	33.21	71.00	58.15	83.72
	7/32	LLM-Streamline (None)	19.01	37.12	49.03	77.09	55.95	66.49	63.14	70.33	33.21	71.00	58.15	83.72
	7/32	LINEARPATCH <sub>[L]</sub>	18.80	36.52	53.79	79.72	60.80	68.23	66.14	71.06	37.51	73.00	60.75	<b>87.69</b>

## G.2 Comparison on PPL Benchmarks with Training-free Methods

We also evaluate LINEARPATCH on the Perplexity (PPL) benchmarks, a critical metric for assessing the language modeling capabilities of pruned models. Lower PPL values signify superior language modeling performance.

As illustrated in Table 15, SLEB with the PPL-based metric demonstrates a slight advantage over other methods whereas it underperforms in the QA benchmarks. Among approaches utilizing cosine similarity-based metrics, the proposed LINEARPATCH consistently surpasses other methods across various models and pruning ratios. For instance, on the LLaMA-2-13B model with 8 out of 40 layers pruned, LINEARPATCH achieves an average PPL of 18.10, significantly outperforming LLMPruner (35.06) and SLEB (36.61).

Notably, on the LLaMA-3-8B model with 7 out of 32 layers pruned, LLM-Streamline nearly fails, yielding an average PPL of 2839.3. In contrast, LINEARPATCH<sub>[L]</sub> successfully revives the model without additional training, restoring its performance to a functional level. This highlights the robustness of LINEARPATCH and its ability to deliver stable performance improvements across diverse pruning strategies.

## G.3 Comparison on MMLU Benchmarks with Training-free Methods

We evaluate the proposed LINEARPATCH method on the MMLU tasks across multiple models in Table 16. Overall, LINEARPATCH demonstrates significant improvements in weighted average accuracy across different models and pruning ratios. For example, it attains weighted average accuracies of 63.84% for LLaMA-3-8B with 5/32 layers pruned, outperforming the best results from other methods. Similarly, on LLaMA-2-13B, it reaches 53.96% and 54.01% for 10/40 and 8/40 layers pruned, respectively, where SLEB almost collapsed in the same case. These results highlight the robustness and effectiveness of LINEARPATCH in enhancing the performance of layer-pruned large language models on MMLU tasks, demonstrating its potential as a simple yet powerful solution for reviving pruned models.

## H Visualization of The Magnitude of LLM Layer outputs

See Figure 4 for more visualization of the magnitude of LLM layer output activations. All layer-pruned model exhibit magnitude mismatch.

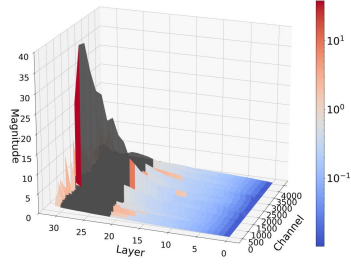


Table 15: Comparison on PPL benchmark with training-free methods. ‡ denotes the DeepSeek-R1-Distill version.

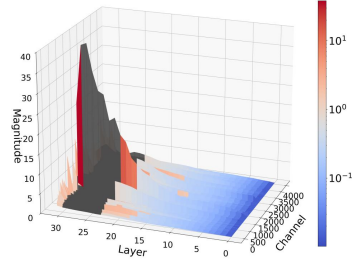
Model	$L_p/L_t$	Method	Ratio	Metric	WIKI-2	C4	PTB	PPL Avg.
LLaMA-2-7B	0/32	Dense	-	-	5.47	6.97	22.51	11.65
	9/32	LLMPruner	26.99	Grad	20.50	16.61	83.02	40.04
	9/32	SLEB	27.03	PPL	11.99	13.93	45.24	<b>23.72</b>
	9/32	ShortGPT	27.03	Cos	35.68	36.10	96.52	56.10
	9/32	LLM-Streamline(None)	27.03	Cos	35.68	36.10	96.52	56.10
	9/32	LINEARPATCH <sub>[S/L]</sub>	26.78	Cos	18.60	19.28	53.00	30.29
	7/32	LLMPruner	20.56	Grad	20.50	16.61	83.02	40.04
	7/32	SLEB	21.02	PPL	9.14	11.21	38.45	<b>19.60</b>
	7/32	ShortGPT	21.02	Cos	18.45	20.99	62.18	33.87
	7/32	LLM-Streamline(None)	21.02	Cos	18.45	20.99	62.18	33.87
	7/32	LINEARPATCH <sub>[S/L]</sub>	20.78	Cos	13.22	14.58	45.97	24.59
LLaMA-2-13B	0/40	Dense	-	-	4.88	6.47	28.87	13.41
	10/40	LLMPruner	23.90	Grad	9.28	9.87	62.84	27.33
	10/40	SLEB	24.37	PPL	7.60	9.62	69.97	29.06
	10/40	ShortGPT	24.37	Cos	9.77	12.06	49.94	23.92
	10/40	LLM-Streamline(None)	24.37	Cos	9.77	12.06	49.94	23.92
	10/40	LINEARPATCH <sub>[S/L]</sub>	24.17	Cos	8.69	10.70	39.12	<b>19.50</b>
	8/40	LLMPruner	19.48	Grad	11.05	11.20	82.93	35.06
	8/40	SLEB	19.50	PPL	8.17	10.07	91.58	36.61
	8/40	ShortGPT	19.50	Cos	8.30	10.36	44.96	21.21
	8/40	LLM-Streamline(None)	19.50	Cos	8.30	10.36	44.96	21.21
	8/40	LINEARPATCH <sub>[S/L]</sub>	19.30	Cos	7.63	9.58	37.08	<b>18.10</b>
LLaMa-3-8B	0/32	Dense	-	-	6.14	8.88	10.59	8.54
	7/32	LLMPruner	19.37	Grad	15.08	18.54	24.15	19.26
	7/32	SLEB	19.01	PPL	13.12	16.76	21.04	<b>16.97</b>
	7/32	ShortGPT	19.01	Cos	57.76	50.13	67.39	58.43
	7/32	LLM-Streamline(None)	19.01	Cos	2287.73	1491.37	4738.81	2839.30
	7/32	LINEARPATCH <sub>[S]</sub>	18.80	Cos	25.67	28.38	31.22	28.42
	7/32	LINEARPATCH <sub>[L]</sub>	18.80	Cos	69.82	96.68	88.79	85.10
	5/32	LLMPruner	13.39	Grad	10.33	13.79	15.68	13.27
	5/32	SLEB	13.58	PPL	9.88	13.47	16.37	<b>13.24</b>
	5/32	ShortGPT	13.58	Cos	27.33	27.06	31.81	28.73
	5/32	LLM-Streamline(None)	13.58	Cos	21.14	24.13	37.41	27.56
	5/32	LINEARPATCH <sub>[S]</sub>	13.37	Cos	16.51	19.42	20.18	18.70
	5/32	LINEARPATCH <sub>[L]</sub>	13.37	Cos	15.13	17.41	19.30	17.28
Baichuan-2-7B	0/32	Dense	-	-	6.03	8.96	18.98	11.32
	9/32	LLMPruner	23.29	Grad	27.83	23.67	134.00	61.83
	9/32	SLEB	24.26	PPL	15.02	21.08	59.56	<b>31.89</b>
	9/32	ShortGPT	24.26	Cos	49.88	56.64	128.14	78.22
	9/32	LLM-Streamline (None)	24.26	Cos	49.88	56.64	128.14	78.22
	9/32	LINEARPATCH <sub>[S/L]</sub>	24.04	Cos	24.36	32.42	76.71	44.50
	7/32	LLMPruner	18.47	Grad	17.54	18.75	81.54	39.28
	7/32	SLEB	18.87	PPL	10.78	16.09	42.08	<b>22.98</b>
	7/32	ShortGPT	18.87	Cos	103.5	152.05	90.58	115.38
	7/32	LLM-Streamline (None)	18.87	Cos	103.5	152.05	90.58	115.38
	7/32	LINEARPATCH <sub>[S/L]</sub>	18.65	Cos	13.87	19.08	38.44	23.80
Qwen-7B†	0/28	Dense	-	-	25.07	25.34	40.23	30.21
	7/28	SLEB	21.42%	PPL	34.80	36.36	52.95	<b>41.37</b>
	7/28	ShotGPT	21.42%	Cos	42.70	39.66	65.50	49.29
	7/28	LLM-Streamline(None)	21.42%	Cos	55.09	47.80	89.97	64.29
	7/28	LINEARPATCH <sub>[L]</sub>	21.25%	Cos	34.58	37.25	57.70	43.18
LLaMA-8B†	0/32	Dense	-	-	13.13	18.70	22.28	18.04
	7/32	SLEB	19.01	PPL	23.37	29.36	34.27	<b>29.00</b>
	7/32	ShotGPT	19.01	Cos	343.34	141.72	906.10	463.72
	7/32	LLM-Streamline(None)	19.01	Cos	343.34	141.72	906.10	463.72
	7/32	LINEARPATCH <sub>[L]</sub>	18.80	Cos	73.06	54.59	127.74	85.13

Table 16: Comparison on MMLU benchmark with training-free methods.

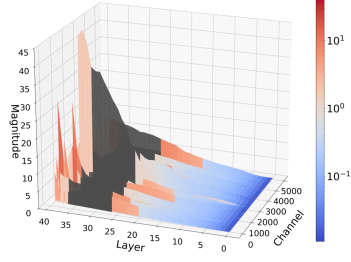
Model	$L_p/L_t$	Method	Ratio	STEM	Humanities	Social Sciences	Others	Weighed avg.
LLaMA-2-7B	0/32	Dense	-	36.98	43.25	51.77	52.47	45.90
	9/32	SLEB	27.03	26.31	25.18	27.75	28.19	26.68
	9/32	ShortGPT	27.03	36.88	41.00	50.73	50.96	44.54
	9/32	LLM-Streamline (None)	27.03	36.88	41.00	50.73	50.96	<b>44.54</b>
	9/32	LINEARPATCH <sub>[S/L]</sub>	26.78	34.76	40.38	49.89	50.00	43.48
	7/32	SLEB	21.02	26.47	25.10	25.18	29.02	26.32
	7/32	ShortGPT	21.02	31.75	37.90	44.72	46.18	39.98
	7/32	LLM-Streamline (None)	21.02	31.75	37.90	44.72	46.18	39.98
	7/32	LINEARPATCH <sub>[S/L]</sub>	20.78	31.71	39.26	45.82	47.07	<b>40.88</b>
LLaMA-2-13B	0/40	Dense	-	44.14	54.35	63.44	60.80	55.63
	10/40	SLEB	24.37	29.49	32.48	34.02	35.13	32.78
	10/40	ShortGPT	24.37	43.20	50.41	62.98	60.95	54.05
	10/40	LLM-Streamline (None)	24.37	43.20	50.41	62.98	60.95	<b>54.05</b>
	10/40	LINEARPATCH <sub>[S/L]</sub>	24.17	42.91	50.31	62.43	61.54	53.96
	8/40	SLEB	19.50	27.40	27.56	28.44	30.57	28.41
	8/40	ShortGPT	19.50	42.80	50.13	62.78	61.19	53.88
	8/40	LLM-Streamline (None)	19.50	42.80	50.13	62.78	61.19	53.88
	8/40	LINEARPATCH <sub>[S/L]</sub>	19.30	43.07	50.61	62.56	61.04	<b>54.01</b>
LLaMA-3-8B	0/32	Dense	-	55.20	59.00	75.95	71.56	64.80
	7/32	SLEB	19.01	28.69	23.72	29.57	28.62	27.20
	7/32	ShortGPT	19.01	50.27	57.56	73.19	68.57	<b>61.96</b>
	7/32	LLM-Streamline (None)	19.01	32.24	38.70	47.03	40.06	39.45
	7/32	LINEARPATCH <sub>[S]</sub>	18.80	45.96	51.90	66.98	63.11	56.52
	7/32	LINEARPATCH <sub>[L]</sub>	18.80	37.61	40.57	46.31	49.23	43.19
	5/32	SLEB	13.58	30.25	25.50	31.82	30.60	29.08
	5/32	ShortGPT	13.58	46.92	53.92	65.65	65.42	57.64
	5/32	LLM-Streamline (None)	13.58	53.47	56.08	74.58	68.32	62.40
	5/32	LINEARPATCH <sub>[S]</sub>	13.37	44.67	50.31	65.91	61.91	55.19
	5/32	LINEARPATCH <sub>[L]</sub>	13.37	54.24	57.15	75.40	71.50	<b>63.84</b>
Baichuan-2-7B	0/32	Dense	-	44.53	51.30	61.23	60.85	54.23
	9/32	SLEB	24.26	29.03	26.37	28.37	28.50	27.87
	9/32	ShortGPT	24.26	39.07	40.66	50.70	50.31	44.74
	9/32	LLM-Streamline (None)	24.26	39.07	40.66	50.70	50.31	44.74
	9/32	LINEARPATCH <sub>[S/L]</sub>	24.04	42.25	46.80	58.73	56.90	<b>50.77</b>
	7/32	SLEB	18.87	33.00	30.67	37.70	37.23	34.23
	7/32	ShortGPT	18.87	42.01	45.48	58.17	55.71	49.88
	7/32	LLM-Streamline (None)	18.87	42.01	45.48	58.17	55.71	49.88
	7/32	LINEARPATCH <sub>[S/L]</sub>	18.65	42.84	48.42	59.60	58.70	<b>52.00</b>



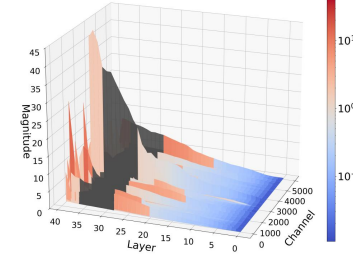
(a) LLaMA-2-7B Pruned 9 layers (21-30)



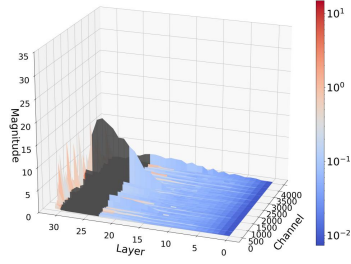
(b) LLaMA-2-7B Pruned 7 layers (23-30)



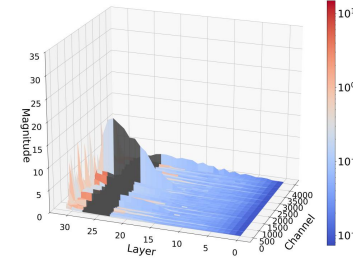
(c) LLaMA-2-13B Pruned 10 layers (26-36)



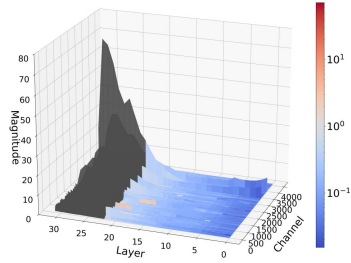
(d) LLaMA-2-13B Pruned 8 layers (28-36)



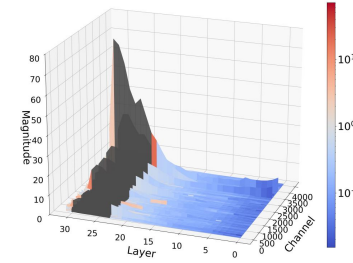
(e) LLaMA-3-8B Pruned 7 layers (23-30)



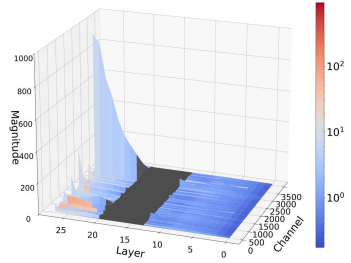
(f) LLaMA-3-8B Pruned 5 layers (23-28)



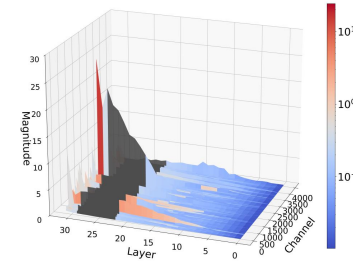
(g) Baichuan-2-7B Pruned 9 layers (22-31)



(h) Baichuan-2-7B Pruned 7 layers (23-30)



(i) DeepSeek-R1-Distill-Qwen-7B  
Pruned 7 layers (13-20)



(j) DeepSeek-R1-Distill-Llama-8B  
Pruned 7 layers (22-29)

Figure 4: Visualization of the magnitude of LLM layer output activations, where pruned layers of  $\text{LINEARPATCH}_{[L]}$  are represented in grey. All layer-pruned model exhibit magnitude mismatch.

## NeurIPS Paper Checklist

### 1. Claims

Question: Do the main claims made in the abstract and introduction accurately reflect the paper's contributions and scope?

Answer: [\[Yes\]](#)

Justification: We have summarized our contributions and concrete numbers of improvement in the abstract and introduction sections.

Guidelines:

- The answer NA means that the abstract and introduction do not include the claims made in the paper.
- The abstract and/or introduction should clearly state the claims made, including the contributions made in the paper and important assumptions and limitations. A No or NA answer to this question will not be perceived well by the reviewers.
- The claims made should match theoretical and experimental results, and reflect how much the results can be expected to generalize to other settings.
- It is fine to include aspirational goals as motivation as long as it is clear that these goals are not attained by the paper.

### 2. Limitations

Question: Does the paper discuss the limitations of the work performed by the authors?

Answer: [\[Yes\]](#)

Justification: Please refer to Conclusion.

Guidelines:

- The answer NA means that the paper has no limitation while the answer No means that the paper has limitations, but those are not discussed in the paper.
- The authors are encouraged to create a separate "Limitations" section in their paper.
- The paper should point out any strong assumptions and how robust the results are to violations of these assumptions (e.g., independence assumptions, noiseless settings, model well-specification, asymptotic approximations only holding locally). The authors should reflect on how these assumptions might be violated in practice and what the implications would be.
- The authors should reflect on the scope of the claims made, e.g., if the approach was only tested on a few datasets or with a few runs. In general, empirical results often depend on implicit assumptions, which should be articulated.
- The authors should reflect on the factors that influence the performance of the approach. For example, a facial recognition algorithm may perform poorly when image resolution is low or images are taken in low lighting. Or a speech-to-text system might not be used reliably to provide closed captions for online lectures because it fails to handle technical jargon.
- The authors should discuss the computational efficiency of the proposed algorithms and how they scale with dataset size.
- If applicable, the authors should discuss possible limitations of their approach to address problems of privacy and fairness.
- While the authors might fear that complete honesty about limitations might be used by reviewers as grounds for rejection, a worse outcome might be that reviewers discover limitations that aren't acknowledged in the paper. The authors should use their best judgment and recognize that individual actions in favor of transparency play an important role in developing norms that preserve the integrity of the community. Reviewers will be specifically instructed to not penalize honesty concerning limitations.

### 3. Theory assumptions and proofs

Question: For each theoretical result, does the paper provide the full set of assumptions and a complete (and correct) proof?

Answer: [\[NA\]](#)

Justification: The paper does not include theoretical results. We conduct rigorous experiments detailed in Section 4 to support the results.

Guidelines:

- The answer NA means that the paper does not include theoretical results.
- All the theorems, formulas, and proofs in the paper should be numbered and cross-referenced.
- All assumptions should be clearly stated or referenced in the statement of any theorems.
- The proofs can either appear in the main paper or the supplemental material, but if they appear in the supplemental material, the authors are encouraged to provide a short proof sketch to provide intuition.
- Inversely, any informal proof provided in the core of the paper should be complemented by formal proofs provided in appendix or supplemental material.
- Theorems and Lemmas that the proof relies upon should be properly referenced.

#### 4. Experimental result reproducibility

Question: Does the paper fully disclose all the information needed to reproduce the main experimental results of the paper to the extent that it affects the main claims and/or conclusions of the paper (regardless of whether the code and data are provided or not)?

Answer: [\[Yes\]](#)

Justification: We disclose all the information needed to reproduce the results in Section 4 and Appendix B.

Guidelines:

- The answer NA means that the paper does not include experiments.
- If the paper includes experiments, a No answer to this question will not be perceived well by the reviewers: Making the paper reproducible is important, regardless of whether the code and data are provided or not.
- If the contribution is a dataset and/or model, the authors should describe the steps taken to make their results reproducible or verifiable.
- Depending on the contribution, reproducibility can be accomplished in various ways. For example, if the contribution is a novel architecture, describing the architecture fully might suffice, or if the contribution is a specific model and empirical evaluation, it may be necessary to either make it possible for others to replicate the model with the same dataset, or provide access to the model. In general, releasing code and data is often one good way to accomplish this, but reproducibility can also be provided via detailed instructions for how to replicate the results, access to a hosted model (e.g., in the case of a large language model), releasing of a model checkpoint, or other means that are appropriate to the research performed.
- While NeurIPS does not require releasing code, the conference does require all submissions to provide some reasonable avenue for reproducibility, which may depend on the nature of the contribution. For example
  - (a) If the contribution is primarily a new algorithm, the paper should make it clear how to reproduce that algorithm.
  - (b) If the contribution is primarily a new model architecture, the paper should describe the architecture clearly and fully.
  - (c) If the contribution is a new model (e.g., a large language model), then there should either be a way to access this model for reproducing the results or a way to reproduce the model (e.g., with an open-source dataset or instructions for how to construct the dataset).
  - (d) We recognize that reproducibility may be tricky in some cases, in which case authors are welcome to describe the particular way they provide for reproducibility. In the case of closed-source models, it may be that access to the model is limited in some way (e.g., to registered users), but it should be possible for other researchers to have some path to reproducing or verifying the results.

#### 5. Open access to data and code

Question: Does the paper provide open access to the data and code, with sufficient instructions to faithfully reproduce the main experimental results, as described in supplemental material?

Answer: [Yes]

Justification: We utilize publicly available datasets for our experiments and plan to release the code upon acceptance.

Guidelines:

- The answer NA means that paper does not include experiments requiring code.
- Please see the NeurIPS code and data submission guidelines (<https://nips.cc/public/guides/CodeSubmissionPolicy>) for more details.
- While we encourage the release of code and data, we understand that this might not be possible, so “No” is an acceptable answer. Papers cannot be rejected simply for not including code, unless this is central to the contribution (e.g., for a new open-source benchmark).
- The instructions should contain the exact command and environment needed to run to reproduce the results. See the NeurIPS code and data submission guidelines (<https://nips.cc/public/guides/CodeSubmissionPolicy>) for more details.
- The authors should provide instructions on data access and preparation, including how to access the raw data, preprocessed data, intermediate data, and generated data, etc.
- The authors should provide scripts to reproduce all experimental results for the new proposed method and baselines. If only a subset of experiments are reproducible, they should state which ones are omitted from the script and why.
- At submission time, to preserve anonymity, the authors should release anonymized versions (if applicable).
- Providing as much information as possible in supplemental material (appended to the paper) is recommended, but including URLs to data and code is permitted.

## 6. Experimental setting/details

Question: Does the paper specify all the training and test details (e.g., data splits, hyperparameters, how they were chosen, type of optimizer, etc.) necessary to understand the results?

Answer: [Yes]

Justification: Please refer to Section 4.

Guidelines:

- The answer NA means that the paper does not include experiments.
- The experimental setting should be presented in the core of the paper to a level of detail that is necessary to appreciate the results and make sense of them.
- The full details can be provided either with the code, in appendix, or as supplemental material.

## 7. Experiment statistical significance

Question: Does the paper report error bars suitably and correctly defined or other appropriate information about the statistical significance of the experiments?

Answer: [Yes]

Justification: Please refer to Section 3 and Section 4.

Guidelines:

- The answer NA means that the paper does not include experiments.
- The authors should answer "Yes" if the results are accompanied by error bars, confidence intervals, or statistical significance tests, at least for the experiments that support the main claims of the paper.
- The factors of variability that the error bars are capturing should be clearly stated (for example, train/test split, initialization, random drawing of some parameter, or overall run with given experimental conditions).

- The method for calculating the error bars should be explained (closed form formula, call to a library function, bootstrap, etc.)
- The assumptions made should be given (e.g., Normally distributed errors).
- It should be clear whether the error bar is the standard deviation or the standard error of the mean.
- It is OK to report 1-sigma error bars, but one should state it. The authors should preferably report a 2-sigma error bar than state that they have a 96% CI, if the hypothesis of Normality of errors is not verified.
- For asymmetric distributions, the authors should be careful not to show in tables or figures symmetric error bars that would yield results that are out of range (e.g. negative error rates).
- If error bars are reported in tables or plots, The authors should explain in the text how they were calculated and reference the corresponding figures or tables in the text.

#### 8. Experiments compute resources

Question: For each experiment, does the paper provide sufficient information on the computer resources (type of compute workers, memory, time of execution) needed to reproduce the experiments?

Answer: [Yes]

Justification: Please refer to Section 4.

Guidelines:

- The answer NA means that the paper does not include experiments.
- The paper should indicate the type of compute workers CPU or GPU, internal cluster, or cloud provider, including relevant memory and storage.
- The paper should provide the amount of compute required for each of the individual experimental runs as well as estimate the total compute.
- The paper should disclose whether the full research project required more compute than the experiments reported in the paper (e.g., preliminary or failed experiments that didn't make it into the paper).

#### 9. Code of ethics

Question: Does the research conducted in the paper conform, in every respect, with the NeurIPS Code of Ethics <https://neurips.cc/public/EthicsGuidelines>?

Answer: [Yes]

Justification: We obey the NeurIPS Code of Ethics.

Guidelines:

- The answer NA means that the authors have not reviewed the NeurIPS Code of Ethics.
- If the authors answer No, they should explain the special circumstances that require a deviation from the Code of Ethics.
- The authors should make sure to preserve anonymity (e.g., if there is a special consideration due to laws or regulations in their jurisdiction).

#### 10. Broader impacts

Question: Does the paper discuss both potential positive societal impacts and negative societal impacts of the work performed?

Answer: [NA]

Justification: In the foreseeable future, there is no societal impact of the work performed.

Guidelines:

- The answer NA means that there is no societal impact of the work performed.
- If the authors answer NA or No, they should explain why their work has no societal impact or why the paper does not address societal impact.
- Examples of negative societal impacts include potential malicious or unintended uses (e.g., disinformation, generating fake profiles, surveillance), fairness considerations (e.g., deployment of technologies that could make decisions that unfairly impact specific groups), privacy considerations, and security considerations.



- The conference expects that many papers will be foundational research and not tied to particular applications, let alone deployments. However, if there is a direct path to any negative applications, the authors should point it out. For example, it is legitimate to point out that an improvement in the quality of generative models could be used to generate deepfakes for disinformation. On the other hand, it is not needed to point out that a generic algorithm for optimizing neural networks could enable people to train models that generate Deepfakes faster.
- The authors should consider possible harms that could arise when the technology is being used as intended and functioning correctly, harms that could arise when the technology is being used as intended but gives incorrect results, and harms following from (intentional or unintentional) misuse of the technology.
- If there are negative societal impacts, the authors could also discuss possible mitigation strategies (e.g., gated release of models, providing defenses in addition to attacks, mechanisms for monitoring misuse, mechanisms to monitor how a system learns from feedback over time, improving the efficiency and accessibility of ML).

## 11. Safeguards

Question: Does the paper describe safeguards that have been put in place for responsible release of data or models that have a high risk for misuse (e.g., pretrained language models, image generators, or scraped datasets)?

Answer: [NA]

Justification: This work poses no such risks.

Guidelines:

- The answer NA means that the paper poses no such risks.
- Released models that have a high risk for misuse or dual-use should be released with necessary safeguards to allow for controlled use of the model, for example by requiring that users adhere to usage guidelines or restrictions to access the model or implementing safety filters.
- Datasets that have been scraped from the Internet could pose safety risks. The authors should describe how they avoided releasing unsafe images.
- We recognize that providing effective safeguards is challenging, and many papers do not require this, but we encourage authors to take this into account and make a best faith effort.

## 12. Licenses for existing assets

Question: Are the creators or original owners of assets (e.g., code, data, models), used in the paper, properly credited and are the license and terms of use explicitly mentioned and properly respected?

Answer: [Yes]

Justification: The datasets and models in this work are properly cited and used.

Guidelines:

- The answer NA means that the paper does not use existing assets.
- The authors should cite the original paper that produced the code package or dataset.
- The authors should state which version of the asset is used and, if possible, include a URL.
- The name of the license (e.g., CC-BY 4.0) should be included for each asset.
- For scraped data from a particular source (e.g., website), the copyright and terms of service of that source should be provided.
- If assets are released, the license, copyright information, and terms of use in the package should be provided. For popular datasets, [paperswithcode.com/datasets](https://paperswithcode.com/datasets) has curated licenses for some datasets. Their licensing guide can help determine the license of a dataset.
- For existing datasets that are re-packaged, both the original license and the license of the derived asset (if it has changed) should be provided.



- If this information is not available online, the authors are encouraged to reach out to the asset’s creators.

### 13. **New assets**

Question: Are new assets introduced in the paper well documented and is the documentation provided alongside the assets?

Answer: [NA]

Justification: This paper does not release new assets.

Guidelines:

- The answer NA means that the paper does not release new assets.
- Researchers should communicate the details of the dataset/code/model as part of their submissions via structured templates. This includes details about training, license, limitations, etc.
- The paper should discuss whether and how consent was obtained from people whose asset is used.
- At submission time, remember to anonymize your assets (if applicable). You can either create an anonymized URL or include an anonymized zip file.

### 14. **Crowdsourcing and research with human subjects**

Question: For crowdsourcing experiments and research with human subjects, does the paper include the full text of instructions given to participants and screenshots, if applicable, as well as details about compensation (if any)?

Answer: [NA]

Justification: The paper does not involve crowdsourcing nor research with human subjects.

Guidelines:

- The answer NA means that the paper does not involve crowdsourcing nor research with human subjects.
- Including this information in the supplemental material is fine, but if the main contribution of the paper involves human subjects, then as much detail as possible should be included in the main paper.
- According to the NeurIPS Code of Ethics, workers involved in data collection, curation, or other labor should be paid at least the minimum wage in the country of the data collector.

### 15. **Institutional review board (IRB) approvals or equivalent for research with human subjects**

Question: Does the paper describe potential risks incurred by study participants, whether such risks were disclosed to the subjects, and whether Institutional Review Board (IRB) approvals (or an equivalent approval/review based on the requirements of your country or institution) were obtained?

Answer: [NA]

Justification: The paper does not involve crowdsourcing nor research with human subjects.

Guidelines:

- The answer NA means that the paper does not involve crowdsourcing nor research with human subjects.
- Depending on the country in which research is conducted, IRB approval (or equivalent) may be required for any human subjects research. If you obtained IRB approval, you should clearly state this in the paper.
- We recognize that the procedures for this may vary significantly between institutions and locations, and we expect authors to adhere to the NeurIPS Code of Ethics and the guidelines for their institution.
- For initial submissions, do not include any information that would break anonymity (if applicable), such as the institution conducting the review.

### 16. **Declaration of LLM usage**

Question: Does the paper describe the usage of LLMs if it is an important, original, or non-standard component of the core methods in this research? Note that if the LLM is used only for writing, editing, or formatting purposes and does not impact the core methodology, scientific rigorousness, or originality of the research, declaration is not required.

Answer: [NA]

Justification: The core method development in this research does not involve LLMs as any important, original, or non-standard components.

Guidelines:

- The answer NA means that the core method development in this research does not involve LLMs as any important, original, or non-standard components.
- Please refer to our LLM policy (<https://neurips.cc/Conferences/2025/LLM>) for what should or should not be described.