

Rethinking Neural Combinatorial Optimization for Vehicle Routing Problems with Different Constraint Tightness Degrees

Fu Luo¹, Yaoxin Wu², Zhi Zheng³, Zhenkun Wang^{1*}

¹ Guangdong Provincial Key Laboratory of Fully Actuated System Control Theory and Technology,

School of Automation and Intelligent Manufacturing,

Southern University of Science and Technology, Shenzhen, China

² Department of Industrial Engineering and Innovation Sciences,

Eindhoven University of Technology, Eindhoven, The Netherlands

³ School of Computing, National University of Singapore, Singapore

luof2023@mail.sustech.edu.cn, y.wu2@tue.nl,

zhi.zheng@u.nus.edu, wangzhenkun90@gmail.com

Abstract

Recent neural combinatorial optimization (NCO) methods have shown promising problem-solving ability without requiring domain-specific expertise. Most existing NCO methods use training and testing data with a fixed constraint value and lack research on the effect of constraint tightness on the performance of NCO methods. This paper takes the capacity-constrained vehicle routing problem (CVRP) as an example to empirically analyze the NCO performance under different tightness degrees of the capacity constraint. Our analysis reveals that existing NCO methods overfit the capacity constraint, and they can only perform satisfactorily on a small range of the constraint values but poorly on other values. To tackle this drawback of existing NCO methods, we develop an efficient training scheme that explicitly considers varying degrees of constraint tightness and proposes a multi-expert module to learn a generally adaptable solving strategy. Experimental results show that the proposed method can effectively overcome the overfitting issue, demonstrating superior performances on the CVRP and CVRP with time windows (CVRPTW) with various constraint tightness degrees.

1 Introduction

The vehicle routing problem (VRP) is an important category of combinatorial optimization problems and is encountered in many real-world applications, including transportation [1], navigation [2], and robotics [3]. Due to the NP-hard nature [4], it is prohibitively expensive to obtain exact VRP solutions. Traditional methods typically employ problem-specific heuristic algorithms, which require extensive domain-specific expertise. As an alternative, neural combinatorial optimization (NCO) methods have received widespread attention recently [5]. These methods can automatically learn problem-solving strategies from data using neural networks. Some advanced NCO methods can even obtain near-optimal VRP solutions without the need for expert knowledge [6–12].

VRP instances are typically defined with some numeric constraints. For example, the solution of a capacity-constrained VRP (CVRP) should meet the capacity constraint of each vehicle, and the solution of a CVRP with time windows (CVRPTW) should visit each customer in its admissible time windows. Existing NCO methods usually train their model on problem instances with fixed

*Corresponding author

Table 1: Comparison results of three representative NCO models on CVRP100 instances with in-domain capacity value ($C=50$) and out-of-domain capacity values ($C=\{10, 500\}$). “Gap” quantifies the percentage difference between a method’s solution and the ground truth provided by the heuristic solver HGS [16]. “Expansion” measures the ratio of the increase in the gap relative to the in-domain baseline ($C=50$).

	In-Domain	Out-Of-Domain			
	C=50	C=10		C=500	
	Gap	Gap	Expansion	Gap	Expansion
POMO	3.66%	20.26%	$5.54\times$	34.12%	$9.32\times$
LEHD	4.22%	36.56%	$8.66\times$	6.82%	$1.62\times$
BQ	3.25%	18.02%	$5.54\times$	8.16%	$2.51\times$

numeric constraint settings. For example, the AM [13], POMO [6], BQ [14], and LEHD [15] train and test their models on CVRP instances with 100 customers (CVRP100), assuming a fixed vehicle capacity of 50 and an average customer demand of 5. In this case, the capacity $C=50$ corresponds to a constraint of relatively moderate tightness. However, when dealing with CVRP100 instances with some extreme constraints (e.g., $C=10$ as a tight constraint and $C=500$ as a loose constraint), the performance of these NCO models significantly degenerated, as illustrated in Section 3.

Current NCO research has been deluded by the seemingly promising results obtained on instances with certain specific tightness, lacking a comprehensive study of how constraint tightness affects model performance. To fill this gap, this paper takes CVRP as an example and performs an empirical analysis of the NCO performance under different capacity constraint tightness. We evaluate three recently proposed NCO methods (i.e., POMO, LEHD, and BQ) that are trained using CVRP instances with fixed customer demands but different capacity values, and the results are presented in Table 1. As can be seen from the table, when the CVRP has extremely tight or loose capacity constraints ($C=10$ and 500), the optimality gaps of the NCO methods deteriorate by at least $5.5\times$ and $1.6\times$, demonstrating severe performance degradation. We believe that these NCO models overfit the training instances with a specific capacity tightness, i.e., $C=50$, and thus exhibit limited generalization ability across instances with other capacity values. In this paper, we reveal the reasons behind the performance degradation leveraging the problem similarity between CVRP and two other VRP variants, i.e., the traveling salesman problem (TSP) and the open vehicle routing problem (OVRP). More details are provided in Section 4.1.

Beyond that, this paper presents a simple yet effective training scheme to enhance the performance of existing NCO models on instances of varying constraint tightness degrees. The training scheme enables models to learn a policy that is effective across a wide range of changing constraint tightness. To further enhance adaptability, we propose a multi-expert module to augment neural architectures of NCO models, in which each expert specializes in distinct ranges of constraint tightness degrees. Experiments on CVRP and CVRPTW validate the effectiveness of our method across instances with varying tightness degrees.

Our contribution can be summarized as follows:

- We revisit the training setting of existing NCO models and find that models trained under these settings may overfit certain specific constraint tightness. They suffer from severe performance degradation when applied to VRP instances with out-of-domain tightness degrees.
- We propose a simple yet efficient training scheme that enables the NCO model to be efficient on a broad spectrum of constraint tightness degrees. Moreover, we propose a multi-expert module to enable the NCO model to learn a more effective policy for coping with diverse constraint tightness degrees.
- Through extensive experiments on CVRP and CVRPTW, we validate the effectiveness and robustness of our method in solving instances with constraint tightness ranging from tight to extremely loose. The ablation results demonstrate that the proposed training scheme and multi-expert module are efficient in enhancing existing NCO models.

2 Preliminaries

2.1 Problem Definition

A VRP instance S can be defined on a graph $\mathcal{G} = (\mathcal{V}, \mathcal{E})$, where \mathcal{V} denotes the node set and $\mathcal{E} = \{(v_i, v_j) | v_i, v_j \in \mathcal{V}, v_i \neq v_j\}$ denotes the edge set. The nodes from v_1 to v_n represent n customers, and some VRPs (e.g., CVRP, OVRP) contain a depot v_0 with $\mathcal{V} = \{v_i\}_{i=0}^n$.

The solution of a VRP instance is a tour π , which is a permutation of the nodes. Given an objective function $f(\cdot)$ of solutions, solving the VRP instance is to search the optimal solution π^* with minimal objective function value (e.g., Euclidean distance of the tour) under certain problem-specific constraints, (e.g., visiting each node exactly once in solving the traveling salesman problem (TSP)). Therefore, a VRP can be formulated as follows:

$$\pi^* = \underset{\pi \in \Omega}{\text{minimize}} \quad f(\pi) \quad (1)$$

where Ω is the set of all feasible solutions, with each solution π satisfying the problem-specific constraints. The commonly studied VRPs are elaborated below.

TSP The TSP is defined with n customer nodes. It minimizes the length of a tour starting from an arbitrary customer, visiting each customer exactly once, and returning to the starting customer.

CVRP The CVRP contains a depot node v_0 and n customer nodes. Each customer node i has a demand δ_i to fulfill, and a feasible tour in CVRP is constituted by a set of sub-tours that start and end at the depot, ensuring the total demand in each sub-tour does not exceed the vehicle capacity. The objective is to minimize the total distance of the sub-tours while satisfying the capacity constraint.

OVRP OVRP extends CVRP by removing the requirement for vehicles to return to the depot after servicing customers in each sub-tour. Instead, the vehicles can end their tours at the last served customers, offering more flexibility in practical vehicle routing.

2.2 VRP Solution Construction

NCO methods primarily employ encoder-decoder neural networks to learn policies for constructing VRP solutions [13, 6]. Given a VRP instance, the encoder calculates embedding \mathbf{h}_i for each node v_i . These embeddings $\{\mathbf{h}_i\}_{i=0}^n$ are then utilized by the decoder to incrementally construct a VRP solution (i.e., a tour) by adding one node at a time to the existing partial solution. Starting from an empty solution, the decoder iteratively selects one unvisited node at each step, appends it to the incomplete solution, and marks it as visited. For example, at step t , the incomplete solution is represented as $(\pi_1, \pi_2, \dots, \pi_{t-1})$, where π_1 denotes the first node added to the solution and π_{t-1} represents the most recently added node. This node-by-node selection process continues until all nodes are visited, resulting in a complete solution. The encoder-decoder neural networks are often trained by reinforcement learning [13, 6, 17] or supervised learning [18, 19, 14].

3 NCO Performance on CVRP with Different Constraint Tightnesses

To investigate the impact of different constraint tightnesses on model performance, in this section, we conduct an empirical study of advanced NCO models on CVRP instances with different constraint tightnesses.

3.1 Experiment Details

Dataset Following the data generator in prior works [13, 6], we generate seven test datasets, each comprising 10,000 CVRP100 instances. Customer demands are drawn uniformly from $\{1, \dots, 9\}$, so the average customer demand is 5. Vehicle capacities for these datasets are set to 10, 50, 100, 200, 300, 400, and 500, respectively. $C=500$ represents a loose constraint that expectedly allows a single vehicle to feasibly serve all customers in one single route, while $C=10$ represents the tight constraint that allows a vehicle to serve only two customers on average. All node coordinates are uniformly sampled within a unit square, so these datasets differ solely in capacity values.

Table 2: Performance of recent advanced NCO models on CVRP100 instances with different capacities. The lowest optimality gap of each model across all datasets is in bold.

	CVRP100							
	C=10 Gap	C=50 Gap	C=100 Gap	C=200 Gap	C=300 Gap	C=400 Gap	C=500 Gap	Varying Capacities Avg. Gap
HGS [16]	0.00%	0.00%	0.00%	0.00%	0.00%	0.00%	0.00%	0.00%
AM [13]	45.16%	7.66%	12.85%	21.63%	26.26%	25.35%	27.23%	23.76%
POMO [6]	20.26%	3.66%	11.17%	22.45%	29.56%	30.80%	34.12%	21.72%
MDAM [22]	7.47%	5.38%	12.47%	21.13%	24.31%	22.55%	23.91%	16.75%
BQ [14]	18.02%	3.25%	3.48%	4.53%	6.53%	6.54%	8.16%	7.22%
LEHD [15]	36.56%	4.22%	4.87%	4.18%	5.78%	4.92%	6.82%	9.62%
ELG [17]	10.44%	5.24%	10.91%	18.70%	22.81%	21.84%	24.05%	16.29%
INViT [20]	17.44%	7.85%	11.12%	14.36%	15.86%	12.61%	13.71%	13.28%
POMO-MTL [23]	13.62%	4.50%	8.20%	10.40%	14.12%	13.44%	15.57%	11.41%
MVMoE [21]	10.72%	5.06%	10.52%	17.63%	21.80%	21.86%	16.00%	17.24%

NCO Methods We comprehensively collect different NCO methods for solving CVRP, including POMO [6], BQ [14], LEHD [15], INViT [20], ELG [17], MVMoE [21], AM [13], MDAM [22], POMO-MTL [23]. We adopt their provided pre-trained models, trained on CVRP100 with C=50, for the following evaluation.

Metrics & Inference We evaluate the optimality gap (Gap) across all methods and datasets, which quantifies the percentage difference between a method’s solution and the ground truth (generated by the HGS solver [16]). All evaluated NCO methods use the greedy search for inference to present their basic problem-solving ability.

3.2 Results and Observations

The experimental results are shown in Table 2. We observe that all NCO methods achieve low optimality gaps on test instances with the same constraint tightness (e.g., C=50) as the training instances. However, their performance drops significantly on instances with unseen loose or tight constraints. For example, the optimality gap of BQ model on the dataset with C=50 is 3.25%, but the gap on the dataset with C=10 drastically expands to 18.02%. POMO also shows a similar trend, with the gap on the dataset with C=50 being 3.66%, and expanding to 34.12% on the dataset with C=500. Overall, compared to the test dataset with the same capacity value as the training set, all evaluated NCO models exhibit at least a $1.7\times$ increase in the average optimality gap (i.e., INViT has an average gap of 13.28%, which is $1.7\times$ larger than 7.85% on the dataset with C=50) when tested on the datasets with different capacities. These results indicate that current NCO models generally overfit to the trained constraint tightness, which causes the learned strategies to be poorly applied to instances with other constraint tightnesses, ultimately significantly degrading their performance.

4 Methodology

In this section, we analyze the limitations of current NCO models from the perspective of constraint tightness. To address the performance degradation led by the constraint tightness, we propose two effective modifications to NCO models in terms of the training protocol and neural architecture. These modifications aim to enable the model to learn strategies that can adapt to varying degrees of constraint tightness, thereby improving the performance of NCO models in solving more general VRPs.

4.1 Limitations of NCO Methods

As observed in Section 3, NCO models generally fail to retain good performance under varying constraint tightnesses.

When the constraint tightness changes drastically, the optimal solution structure of CVRP undergoes significant transformations, indicating that the problem requires fundamentally different solving strategies. As shown in Figure 1, under the tight capacity constraint C=10, where the capacity is

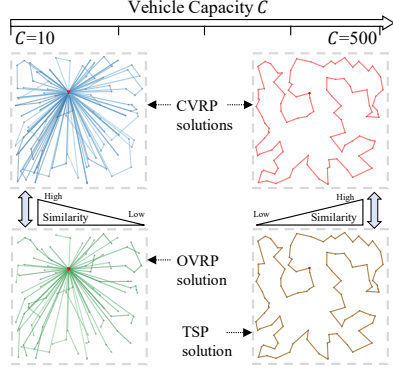


Figure 1: Impact of Capacity on Problem Similarity. The CVRP100 solution closely resembles the OVRP solution when capacity is very small (e.g., $C=10$) and becomes equivalent to the TSP solution when capacity is extremely large (e.g., $C=500$). We systematically quantify the problem similarity in Appendix B.

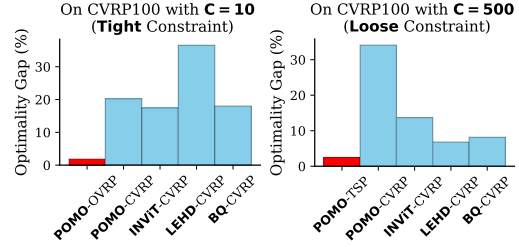


Figure 2: Performance of different NCO methods on CVRP100 instances with extreme constraint tightness degrees (i.e., $C=10/500$). “-OVRP”, “-TSP”, and “-CVRP” indicate that the methods are specifically designed to solve OVRP, TSP, and CVRP instances, respectively. A smaller optimality gap indicates better performance.

capped at twice the average customer demand, each sub-tour in the CVRP solution can only serve a limited number of customers (e.g., two or three). In this case, CVRP solutions exhibit structural similarities to OVRP solutions under identical capacity constraints, as sub-tours in their solutions only visit very few customers. That is, when vehicle capacity is severely limited, the problem-solving strategy for CVRP becomes similar to that of OVRP (except that returning to the depot is neglected). Conversely, under loose capacity constraints (e.g., $C=500$, approaching total customer demand), the vehicles can serve all customers in a few or even a single sub-tour. The solution structure of CVRP resembles that of TSP in this situation. Therefore, TSP-oriented solving strategies could work well for solving CVRP instances with large capacities.

We conduct experiments to validate our conjecture. Specifically, we employ the POMO model specialized for solving OVRP100 instances with $C=10$ (denoted as POMO-OVRP) to solve CVRP100 instances (with $C=10$). Also, we employ the POMO model specialized for TSP (denoted as POMO-TSP) to solve CVRP100 instances (with $C=500$). For comparison, we test several representative NCO methods, including POMO, INVIT, LEHD, and BQ, on CVRP100 instances with $C=10$ and $C=500$. These models are trained on CVRP100 instances with $C=50$. The results are shown in Figure 2. We observe that under small capacity, POMO-OVRP outperforms all CVRP models. For example, POMO-OVRP achieves an optimality gap of 1.9%, which is much lower than INVIT’s 17.44%. Conversely, for CVRP instances with $C=500$, the POMO-TSP model with a gap of 2.5% demonstrates superiority over specialized NCO models for CVRP (e.g., LEHD with a gap of 6.8%).

The results corroborate our conjecture that solving strategies for CVRP under different capacities ($C=\{10,50,500\}$) differ significantly. The NCO models trained on CVRP instances with $C=50$ cannot be effectively applied to instances with different capacity values, thereby exhibiting significant performance degradation.

4.2 Training with Varying Constraint Tightness

In order to address the overfitting issue of existing NCO methods to enable the model to learn effective problem-solving strategies across different degrees of constraint tightness, we propose a straightforward yet effective training scheme, which explicitly exposes the model to the full range of constraint tightnesses. Specifically, let C_{min} and C_{max} denote the minimum and maximum constraint tightness degrees in the target domain (e.g., vehicle capacities in VRPs). During training, the constraint tightness degrees are uniformly sampled from $[C_{min}, C_{max}]$ for each training instance. By continuously changing the constraint tightness of the training data, the NCO model is able to learn to adjust its decision-making strategy in response to varying problem domains, improving its robustness in solving general VRP instances.

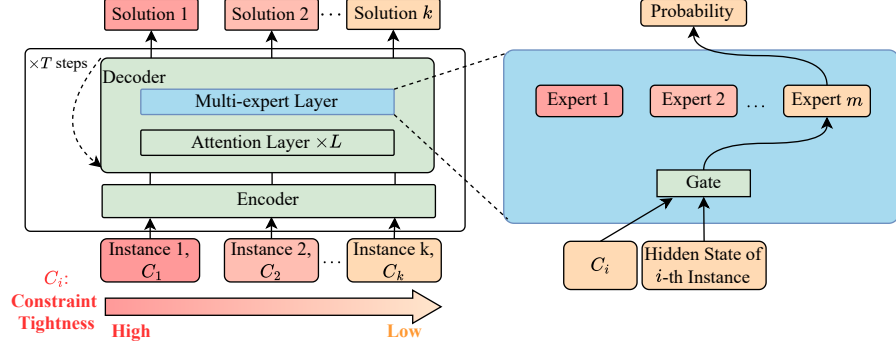


Figure 3: Model structure featuring a multi-expert module. The model adopts a light encoder and heavy decoder architecture, incorporating an effective multi-expert module within the decoder. The multi-expert module consists of a gate mechanism and m expert layers. The gate mechanism selects instances within specific ranges of constraint tightness to their corresponding expert layer for processing. Each expert layer processes the node embeddings from the L stacked attention layers and generates probability distributions for node selection during solution construction.

In addition, we attempt to assign all instances in a training batch the identical tightness degree, randomly sampled from $[C_{min}, C_{max}]$. This batch-level tightness assignment, compared to the above instance-level assignment, leads to inferior model performance. A More detailed discussion with experiments can be found in Appendix D.

4.3 Multi-Expert Module

When training models to handle instances with varying constraint tightness degrees, inconsistencies in problem characteristics may create conflicting optimization directions, leading to suboptimal learning outcomes. To address this challenge, we propose integrating a multi-expert module into existing NCO models, fostering a more general and effective routing strategy across a broader range of constraint tightnesses.

Given the outstanding performance of the Lightweight Encoder-Heavy Decoder (LEHD) model [14, 15], we adopt it as the backbone model to exemplify the implementation of the multi-expert module. In general, LEHD uses L stacked attention layers in the decoder to construct a VRP solution step by step. As shown in Figure 3, we integrate the multi-expert module after the stacked attention layers in the decoder of LEHD. The multi-expert module consists of an instance-level gate mechanism $G(\cdot)$ and m expert layers $\{E_1, E_2, \dots, E_m\}$.

Given an instance with constraint tightness C_k , we denote its node embedding matrix after the L stacked attention layers as $H_t = \{h_i^{(L)}\}_{i \in N_a^t}$, where N_a^t represents the number of unvisited nodes at the t -th step during solution construction. With C_k and H_t as inputs, the multi-expert module generates the node selection probability matrix P_t , which can be formulated as

$$P_t = \text{MEM}(H_t, C_k) = \sum_{i=1}^m G(C_k) E_i(H_t). \quad (2)$$

Gate Mechanism Given an instance, the gate mechanism assigns the node embedding matrix H_t to the appropriate expert layer based on the constraint tightness C_k . Specifically, the i -th expert layer ($i \in \{1, 2, \dots, m\}$) processes instances with constraint tightnesses in the interval $[(i-1)\beta, i\beta]$, where $\beta = \frac{|C_{max} - C_{min}|}{m}$. Therefore, the gate mechanism can be formulated as a one-hot vector

$$G(C_t) = \begin{cases} 1 & \text{if } (i-1)\beta \leq C_t - C_{min} < i\beta, \\ 0 & \text{otherwise.} \end{cases} \quad (3)$$

Expert Layer Each expert layer transforms the node embedding matrix H_t into the probability matrix for node selection. To enhance the adaptability to varying constraint tightness, each expert

Table 3: Comparison results between our model and the existing best model in each dataset. Gaps on C=10, C=50/100, and C=200 to 500 come from MDAM, BQ, and LEHD respectively.

	CVRP100							
	C=10 Gap	C=50 Gap	C=100 Gap	C=200 Gap	C=300 Gap	C=400 Gap	C=500 Gap	Varying Capacities Avg. Gap
Existing Best	7.47%	3.25%	3.48%	4.18%	5.78%	4.92%	6.82%	5.13%
Ours	1.54%	3.82%	3.67%	1.49%	0.87%	0.75%	0.87%	1.86%

layer comprises m_e stacked attention layers (see Appendix A.1 for details) before the probability prediction. The calculation process within the i -th expert layer can be formulated as:

$$\begin{aligned}
H_t^{(1)} &= \text{AttnLayer}_{i,1}(H_t), \\
&\dots \\
H_t^{(m_e)} &= \text{AttnLayer}_{i,m_e}(H_t^{(m_e-1)}), \\
P_t &= \text{Softmax}(W_i H_t^{(m_e)} + b_i),
\end{aligned} \tag{4}$$

where W_i and b_i are learnable parameters. Different expert layers are specialized in processing different constraint tightnesses, corresponding to more effective VRP strategies within one single NCO model.

5 Experiment

In this section, we first evaluate the effectiveness of our method across varying degrees of constraint tightness. Next, we conduct ablation studies on the key components of the proposed method. Finally, we validate the versatility of our method by applying it to CVRPTW.

Dataset&Baseline We reuse the seven test datasets from Section 3.1 to evaluate models. We evaluate the NCO methods mentioned in Section 3.1 as baselines. To make our results more significant, we consistently compare the best NCO model for each dataset.

Model Setting&Training We utilize the LEHD model [15, 14] as the backbone to demonstrate the effectiveness of the proposed method. The embedding dimension is set to $d = 192$, the hidden dimension of the feed-forward layer is set to 512, the query dimension q is set to 16, and the head number in multi-head attention is set to 12. The decoder includes $L = 6$ stacked attention layers and a multi-expert module with $m = 3$ expert layers, each containing $m_e = 3$ layers. Following [15], we use supervised learning to train the model. The training dataset comprises one million CVRP100 instances and their corresponding labeled solutions. Each training instance has a random capacity drawn from $\{10, 11, \dots, 500\}$, and the labeled solutions are generated using HGS [16] solver. The Adam optimizer [24] is utilized for training the models, with an initial learning rate of $1e-4$ and a decay rate of 0.9 per epoch. We train the model for 40 epochs, with the batch size set to 512.

Metrics&Inference For comparative analysis, we evaluate the metric of optimality gap (Gap) across all methods and datasets, as done in Section 3.1. All models use the greedy search for inference. All experiments, including training and testing, are executed on a single NVIDIA GeForce RTX 3090 GPU with 24GB memory.

5.1 Comparison Results

The experimental results are presented in Table 3, which demonstrate that our method outperforms state-of-the-art NCO methods overall. Specifically, our method achieves an average gap of 1.86%, significantly lower than existing NCO models’s average best gap of 3.71%. While our method exhibits marginally inferior performance compared to the baselines at C=50 and 100, it outperforms all competing methods in other scenarios (C=10, C=200, and above). Notably, for instances with C=300 to C=500, our method maintains an optimality gap below 1%. These results highlight the effectiveness of our method in solving problems across varying degrees of constraint tightness.

Table 4: Effects of Varying Constraint Tightness training (VCT) and Multi-Expert Module (MEM). The Base Model is only trained on instances with $C=50$ and without MEM.

	CVRP100							Varying Capacities Avg. Gap
	C=10 Gap	C=50 Gap	C=100 Gap	C=200 Gap	C=300 Gap	C=400 Gap	C=500 Gap	
Base Model	45.64%	3.72%	4.21%	3.62%	5.61%	5.36%	7.29%	10.78%
Base Model+VCT	1.88%	4.51%	4.69%	2.25%	1.28%	1.03%	1.25%	2.41%
Base Model+VCT+MEM	1.54%	3.82%	3.67%	1.49%	0.87%	0.75%	0.87%	1.86%

Table 5: Results on CVRPTW instances with different degrees of time windows constraint tightness.

	CVRPTW100							Varying Time Windows Avg. Gap
	$\alpha = 0.2$ Gap	$\alpha = 0.5$ Gap	$\alpha = 1.0$ Gap	$\alpha = 1.5$ Gap	$\alpha = 2.0$ Gap	$\alpha = 2.5$ Gap	$\alpha = 3.0$ Gap	
POMO	14.95%	13.11%	11.39%	16.40%	21.62%	27.34%	33.56%	19.58%
POMO+VCT	9.80%	12.22%	12.37%	14.11%	13.73%	12.40%	11.23%	12.14%
POMO+VCT+MEM	9.13%	11.57%	11.91%	13.30%	13.24%	11.58%	10.37%	11.58%

5.2 Ablation Study

We conduct an ablation study to evaluate the contributions of two key components: 1) varying constraint tightness training (VCT) and 2) the multi-expert module (MEM). We compare three training configurations: 1) the model trained on CVRP100 instances with fixed capacity ($C=50$) and without MEM; 2) the model trained on instances with capacities $C \sim \text{Unif}([10, 500])$ and without MEM; 3) the model trained on instances with capacities $C \sim \text{Unif}([10, 500])$ and with MEM. Results of these models on the test sets are presented in Table 4.

From these results, we can observe that varying constraint tightness training leads to significant improvements in the model’s problem-solving ability on 5 out of 7 datasets, reducing the average gap from 10.78% to 2.41%. However, this approach causes a slight performance degradation on the datasets with $C=50$ and $C=100$. The reason may be that the different constraint tightness degrees create conflicting optimization directions, leading to suboptimal learning outcomes. When the multi-expert module is incorporated, the model achieves consistent performance gains across all datasets, reducing the average gap by 23%. These results demonstrate that while varying constraint tightness training enhances cross-constraint-tightness generalization, the integration of the multi-expert module further strengthens this capability, enabling more robust adaptation to problem instances with varying constraint tightness.

6 Versatility

To demonstrate that our proposed method is applicable to other routing problems, we validate it on CVRPTW instances with varying degrees of time window constraint tightness. We provide the CVRPTW definition and introduce a coefficient α to quantify the tightness of the time window constraint coefficient in Appendix E.

We apply our proposed method to the classic POMO model to solve CVRPTW instances with varying degrees of time window constraint tightness. The hyperparameter settings of the POMO model follow the description in its original literature [6]. We train the model for 1,000 epochs using reinforcement learning, with each epoch containing 10,000 samples and a batch size of 64. For training under different constraint tightness degrees, the tightness coefficient for the time window constraints is set to $\alpha \sim \text{Uniform}(0.0, 3.0)$, where $\alpha \rightarrow 0.0$, $\alpha = 1.0$, and $\alpha = 3.0$ denotes the extremely tight, moderate, and loose constraints, respectively. For the multi-expert module incorporated into POMO, the i -th expert layer is specialized in solving instances with time window tightness in the range $[(i-1), i]$. Implementation details for the multi-expert module can be found in Appendix F. We train three POMO models separately: 1) the original POMO model trained with the instances of default time window constraint (i.e., $\alpha = 1.0$), 2) the model with varying constraint tightness training, and 3) the model with varying constraint tightness training and the multi-expert module. These models use greedy search for inference and are evaluated on datasets with tightness coefficients ranging from $\alpha = 0.2$ to $\alpha = 3.0$. The experimental results are presented in Table 5.

From the experimental results, we observe that when α changes from 1.0 to 0.2/3.0, the optimality gap of the original POMO model increases from 11.39% to 14.95% and 33.56%, respectively. The

introduction of varying constraint tightness training improves the model’s performance in all cases except for $\alpha = 1.0$. The augment of the multi-expert module further enhances the model performance across all degrees of constraint tightness. These results indicate that in CVRPTW, the NCO method also has the overfitting issue and exhibits significant performance degradation when the constraint tightness changes drastically, and the proposed method can effectively tackle the limitation, enhancing NCO model for VRP with varying domains of time windows.

7 Related Work

7.1 NCO on VRPs with Fixed Constraint Tightness

NCO methods primarily learn construction heuristics to arrange input nodes into feasible solutions. The pioneering Ptr-Net [18] introduces a Recurrent Neural Network (RNN)-based architecture to solve TSP through supervised learning. In contrast, Bello et al. [25] employs reinforcement learning to eliminate dependency on labeled solutions. Subsequent work by Nazari et al. [26] extends this framework to solve CVRP. A significant advancement comes with the Attention Model [13], which adopts the Transformer architecture [27] to achieve state-of-the-art performance across various VRPs with up to 100 nodes. This inspires numerous AM-based enhancements [6, 28, 22, 29–33] that narrow the performance gap with classical heuristic solvers. However, these methods share a critical limitation: they are typically trained on VRP instances with fixed constraint tightness. For example, models trained on CVRP100 instances typically adopt a fixed capacity of $C=50$ [6, 34, 14, 15, 20, 21, 23, 17]. This training paradigm may overfit the NCO models on training instances with certain specific constraint tightness, restricting their adaptability to other cases. As a result, these models suffer severe performance degradation when applied to instances with out-of-domain constraint tightness. Our work systematically investigates the underlying causes of this limitation and provides new insights to tackle it.

7.2 NCO on VRPs with Varying Constraint Tightness

Recent efforts have attempted to incorporate capacity variations during training [35, 9]. Among them, Manchanda et al. [35] apply meta-learning [36] to train models on CVRP instances with a few certain capacities $C \in \{10, 30, 40\}$, while Zhou et al. [9] focus on the instance-level large-scale generalization considering different capacities. While these approaches demonstrate improved generalization compared to fixed-capacity training, they exhibit two key shortcomings. First, they lack a comprehensive study of how constraint tightness affects model performance and an in-depth analysis of the cause. Second, they fail to account for extreme scenarios (e.g., $C=500$), which may lead to model performance deterioration when solving instances with extremely small or large capacities. Our work revisits these challenges through a systematic analysis of constraint tightness impacts, providing methods to tackle different tightnesses of general VRP constraints (i.e., vehicle capacity and time window).

8 Conclusion, Limitation, and Future Work

Conclusion In this work, we revisit the training setting of existing NCO models and empirically reveal that models trained under this setting may overfit instances of specific constraint tightness, thereby suffering from severe performance degradation when applied to instances with out-of-domain tightness degrees. To overcome the limitation, we propose a varying constraint tightness training scheme and a multi-expert module. Extensive experiments on CVRP and CVRPTW validate the effectiveness and robustness of our method in solving instances with constraint tightness ranging from extremely tight to extremely loose. In future work, we plan to apply the proposed method to other NCO models to further explore its generality.

Limitation and Future Work While our model demonstrates strong generalization performance across varying degrees of constraint tightness, it is currently trained using a uniform sampling strategy, where the constraint tightness degrees of training instances are uniformly sampled. A promising direction is to develop an adaptive sampling strategy for further performance enhancement across the entire constraint tightness spectrum. Another important future direction involves extending our method to other COPs, such as scheduling, planning, and bin packing.

References

- [1] Thierry Garaix, Christian Artigues, Dominique Feillet, and Didier Josselin. Vehicle routing problems with alternative paths: An application to on-demand transportation. *European Journal of Operational Research*, 204(1):62–75, 2010.
- [2] Mouhcine Elgarej, Mansouri Khalifa, and Mohamed Youssfi. Optimized path planning for electric vehicle routing and charging station navigation systems. In *Research Anthology on Architectures, Frameworks, and Integration Strategies for Distributed and Cloud Computing*, pages 1945–1967. IGI Global, 2021.
- [3] Francesco Bullo, Emilio Frazzoli, Marco Pavone, Ketan Savla, and Stephen L Smith. Dynamic vehicle routing for robotic systems. *Proceedings of the IEEE*, 99(9):1482–1504, 2011.
- [4] Giorgio Ausiello, Pierluigi Crescenzi, Giorgio Gambosi, Viggo Kann, Alberto Marchetti-Spaccamela, and Marco Protasi. *Complexity and approximation: Combinatorial optimization problems and their approximability properties*. Springer Science & Business Media, 2012.
- [5] Yoshua Bengio, Andrea Lodi, and Antoine Prouvost. Machine learning for combinatorial optimization: a methodological tour d’horizon. *European Journal of Operational Research*, 290(2):405–421, 2021.
- [6] Yeong-Dae Kwon, Jinho Choo, Byoungjip Kim, Iljoo Yoon, Youngjune Gwon, and Seungjai Min. Pomo: Policy optimization with multiple optima for reinforcement learning. In *Advances in Neural Information Processing Systems*, volume 33, pages 21188–21198, 2020.
- [7] Yining Ma, Jingwen Li, Zhiguang Cao, Wen Song, Le Zhang, Zhenghua Chen, and Jing Tang. Learning to iteratively solve routing problems with dual-aspect collaborative transformer. In A. Beygelzimer, Y. Dauphin, P. Liang, and J. Wortman Vaughan, editors, *Advances in Neural Information Processing Systems*, 2021.
- [8] Yining Ma, Zhiguang Cao, and Yeow Meng Chee. Learning to search feasible and infeasible regions of routing problems with flexible neural k-opt. In *Advances in Neural Information Processing Systems*, volume 36, 2023.
- [9] Changliang Zhou, Xi Lin, Zhenkun Wang, Xialiang Tong, Mingxuan Yuan, and Qingfu Zhang. Instance-conditioned adaptation for large-scale generalization of neural combinatorial optimization. *arXiv preprint arXiv:2405.01906*, 2024.
- [10] Zhi Zheng, Shunyu Yao, Zhenkun Wang, Tong Xialiang, Mingxuan Yuan, and Ke Tang. DPN: Decoupling partition and navigation for neural solvers of min-max vehicle routing problems. In *Forty-first International Conference on Machine Learning*, 2024. URL <https://openreview.net/forum?id=ar174skI9u>.
- [11] Zhi Zheng, Changliang Zhou, Tong Xialiang, Mingxuan Yuan, and Zhenkun Wang. UDC: A unified neural divide-and-conquer framework for large-scale combinatorial optimization problems. In *Advances in Neural Information Processing Systems*, 2024.
- [12] Fu Luo, Xi Lin, Zhenkun Wang, Tong Xialiang, Mingxuan Yuan, and Qingfu Zhang. Self-improved learning for scalable neural combinatorial optimization. *arXiv preprint arXiv:2403.19561*, 2024.
- [13] Wouter Kool, Herke van Hoof, and Max Welling. Attention, learn to solve routing problems! In *International Conference on Learning Representations*, 2019.
- [14] Darko Drakulic, Sofia Michel, Florian Mai, Arnaud Sors, and Jean-Marc Andreoli. BQ-NCO: Bisimulation quotienting for efficient neural combinatorial optimization. In *Advances in Neural Information Processing Systems*, 2023.
- [15] Fu Luo, Xi Lin, Fei Liu, Qingfu Zhang, and Zhenkun Wang. Neural combinatorial optimization with heavy decoder: Toward large scale generalization. In *Advances in Neural Information Processing Systems*, 2023.
- [16] Thibaut Vidal. Hybrid genetic search for the cvrp: Open-source implementation and swap* neighborhood. *Computers & Operations Research*, 140:105643, 2022.
- [17] Chengrui Gao, Haopu Shang, Ke Xue, Dong Li, and Chao Qian. Towards generalizable neural solvers for vehicle routing problems via ensemble with transferrable local policy. In *International Joint Conference on Artificial Intelligence*, 2024.
- [18] Oriol Vinyals, Meire Fortunato, and Navdeep Jaitly. Pointer networks. In *Advances in Neural Information Processing Systems*, volume 28, 2015.
- [19] Chaitanya K Joshi, Thomas Laurent, and Xavier Bresson. An efficient graph convolutional network technique for the travelling salesman problem. *arXiv preprint arXiv:1906.01227*, 2019.

- [20] Han Fang, Zhihao Song, Paul Weng, and Yutong Ban. INVit: A generalizable routing problem solver with invariant nested view transformer. In *International Conference on Machine Learning*, 2024.
- [21] Jianan Zhou, Zhiguang Cao, Yaoxin Wu, Wen Song, Yining Ma, Jie Zhang, and Chi Xu. Mvmoe: Multi-task vehicle routing solver with mixture-of-experts. *arXiv preprint arXiv:2405.01029*, 2024.
- [22] Liang Xin, Wen Song, Zhiguang Cao, and Jie Zhang. Multi-decoder attention model with embedding glimpse for solving vehicle routing problems. In *Proceedings of the AAAI Conference on Artificial Intelligence*, volume 35, pages 12042–12049, 2021.
- [23] Fei Liu, Xi Lin, Zhenkun Wang, Qingfu Zhang, Tong Xialiang, and Mingxuan Yuan. Multi-task learning for routing problem with cross-problem zero-shot generalization. In *Proceedings of the 30th ACM SIGKDD Conference on Knowledge Discovery and Data Mining*, pages 1898–1908, 2024.
- [24] Diederik Kingma and Jimmy Ba. Adam: A method for stochastic optimization. In *International Conference on Learning Representations*, San Diego, CA, USA, 2015.
- [25] Irwan Bello, Hieu Pham, Quoc V Le, Mohammad Norouzi, and Samy Bengio. Neural combinatorial optimization with reinforcement learning. *arXiv preprint arXiv:1611.09940*, 2016.
- [26] Mohammadreza Nazari, Afshin Oroojlooy, Lawrence Snyder, and Martin Takáč. Reinforcement learning for solving the vehicle routing problem. In *Advances in Neural Information Processing Systems*, volume 31, 2018.
- [27] Ashish Vaswani, Noam Shazeer, Niki Parmar, Jakob Uszkoreit, Llion Jones, Aidan N Gomez, Łukasz Kaiser, and Illia Polosukhin. Attention is all you need. In *Advances in Neural Information Processing Systems*, volume 30, 2017.
- [28] Liang Xin, Wen Song, Zhiguang Cao, and Jie Zhang. Step-wise deep learning models for solving routing problems. *IEEE Transactions on Industrial Informatics*, 17(7):4861–4871, 2020.
- [29] André Hottung, Yeong-Dae Kwon, and Kevin Tierney. Efficient active search for combinatorial optimization problems. In *International Conference on Learning Representations*, 2022.
- [30] Minsu Kim, Junyoung Park, and Jinkyoo Park. Sym-NCO: Leveraging symmetricity for neural combinatorial optimization. In Alice H. Oh, Alekh Agarwal, Danielle Belgrave, and Kyunghyun Cho, editors, *Advances in Neural Information Processing Systems*, 2022.
- [31] Jinho Choo, Yeong-Dae Kwon, Jihoon Kim, Jeongwoo Jae, André Hottung, Kevin Tierney, and Youngjune Gwon. Simulation-guided beam search for neural combinatorial optimization. In *Advances in Neural Information Processing Systems*, volume 35, pages 8760–8772, 2022.
- [32] Yan Jin, Yuandong Ding, Xuanhao Pan, Kun He, Li Zhao, Tao Qin, Lei Song, and Jiang Bian. Pointerformer: deep reinforced multi-pointer transformer for the traveling salesman problem. In *Proceedings of the AAAI Conference on Artificial Intelligence*, 2023.
- [33] Rui Sun, Zhi Zheng, and Zhenkun Wang. Learning encodings for constructive neural combinatorial optimization needs to regret. In *Proceedings of the AAAI Conference on Artificial Intelligence*, volume 38, pages 20803–20811, 2024.
- [34] Jianan Zhou, Yaoxin Wu, Wen Song, Zhiguang Cao, and Jie Zhang. Towards omni-generalizable neural methods for vehicle routing problems. In *International Conference on Machine Learning*, pages 42769–42789. PMLR, 2023.
- [35] Sahil Manchanda, Sofia Michel, Darko Drakulic, and Jean-Marc Andreoli. On the generalization of neural combinatorial optimization heuristics. In *Joint European Conference on Machine Learning and Knowledge Discovery in Databases*, pages 426–442. Springer, 2022.
- [36] A Nichol. On first-order meta-learning algorithms. *arXiv preprint arXiv:1803.02999*, 2018.
- [37] Kaiming He, Xiangyu Zhang, Shaoqing Ren, and Jian Sun. Deep residual learning for image recognition. In *Proceedings of the IEEE conference on computer vision and pattern recognition*, pages 770–778, 2016.
- [38] Sergey Ioffe and Christian Szegedy. Batch normalization: Accelerating deep network training by reducing internal covariate shift. In *International Conference on Machine Learning*, pages 448–456. pmlr, 2015.
- [39] Keld Helsgaun. An extension of the lin-kernighan-helsgaun tsp solver for constrained traveling salesman and vehicle routing problems. *Roskilde: Roskilde University*, 12, 2017.

- [40] Robert Bixby Vašek Chvátal David Applegate and William Cook. Concorde tsp solver. Concorde tsp solver. 2006.
- [41] Heinrich Paessens. The savings algorithm for the vehicle routing problem. *European Journal of Operational Research*, 34(3):336–344, 1988.
- [42] Marius M Solomon. Algorithms for the vehicle routing and scheduling problems with time window constraints. *Operations research*, 35(2):254–265, 1987.
- [43] Jieyi Bi, Yining Ma, Jianan Zhou, Wen Song, Zhiguang Cao, Yaoxin Wu, and Jie Zhang. Learning to handle complex constraints for vehicle routing problems. *Advances in Neural Information Processing Systems*, 37:93479–93509, 2024.
- [44] Sirui Li, Zhongxia Yan, and Cathy Wu. Learning to delegate for large-scale vehicle routing. In *Advances in Neural Information Processing Systems*, volume 34, pages 26198–26211, 2021.
- [45] David Applegate, Ribert Bixby, Vasek Chvatal, and William Cook. Concorde tsp solver, 2006.

A Detailed Formulation of Attention Layer

A.1 Attention Layer

The attention layer [27] is widely used in the neural VRP solver. It comprises a multi-head attention (MHA) block and a node-wise feed-forward (FF) block. Each block incorporates the residual connection [37] and normalization (Norm) [38] operations. Given $X^{(\ell-1)} \in \mathbb{R}^{n \times d}$ and $Y^{(\ell-1)} \in \mathbb{R}^{m \times d}$ as the inputs to the ℓ -th attention layer, the output $X^{(\ell)}$ is calculated as

$$\begin{aligned}\hat{X} &= \text{Norm}(\text{MHA}(X^{(\ell-1)}, Y^{(\ell-1)}) + X^{(\ell-1)}), \\ X^{(\ell)} &= \text{Norm}(\text{FF}(\hat{X}) + \hat{X}).\end{aligned}\tag{5}$$

For simplicity, the entire process can be represented by

$$X^{(\ell)} = \text{AttnLayer}(X^{(\ell-1)}, Y^{(\ell-1)}).\tag{6}$$

For readability, we omit the (ℓ) and $(\ell - 1)$ in the following context.

A.2 Multi-head Attention

We first describe the single-head attention function as follows:

$$\text{Attn}(X, Y) = \text{softmax}\left(\frac{XW_Q(YW_K)^\top}{\sqrt{d}}\right)YW_V,\tag{7}$$

where $X \in \mathbb{R}^{n \times d}$ and $Y \in \mathbb{R}^{m \times d}$ are the input matrices, and $W_Q \in \mathbb{R}^{d \times d_k}$, $W_K \in \mathbb{R}^{d \times d_k}$, $W_V \in \mathbb{R}^{d \times d_v}$ are learnable parameters.

The multi-head attention sublayer applies the single-head attention function in Equation (7) for h times in parallel with independent parameters:

$$\begin{aligned}\text{MHA}(X, Y) &= \text{Concat}(\text{head}_1, \dots, \text{head}_h)W^O, \\ \text{head}_i &= \text{Attn}_i(X, Y),\end{aligned}\tag{8}$$

where for each of $\text{Attn}_i(X, Y)$, $d_k = d_v = d/h$. $W^O \in \mathbb{R}^{d \times d}$ is a learnable matrix.

A.3 Feed-Forward Layer

$$\text{FF}(X) = \max(0, XW_1 + b_1)W_2 + b_2,\tag{9}$$

where $W_1 \in \mathbb{R}^{d \times d_{ff}}$, $b_1 \in \mathbb{R}^{d_{ff}}$ and $W_2 \in \mathbb{R}^{d_{ff} \times d}$, $b_2 \in \mathbb{R}^d$ are learnable parameters.

B Quantification of Problem Similarity

To measure how the similarity of two COPs under different constraint tightness, we propose a problem similarity metric. Intuitively, the similarity between two COPs increases as the difference between their objective values—calculated by applying each problem’s optimal solution to the other’s constraints—diminishes. Therefore, given two COPs (Problem A and B), we formally define the problem similarity as:

$$\text{Similarity}(A, B) = \underbrace{\left(1 - \frac{|\text{Obj}_B(A) - \text{Obj}_B|}{\text{Obj}_B}\right)}_{A \rightarrow B \text{ Transferability}} \times \underbrace{\left(1 - \frac{|\text{Obj}_A(B) - \text{Obj}_A|}{\text{Obj}_A}\right)}_{B \rightarrow A \text{ Transferability}},\tag{10}$$

where Obj_A and Obj_B are the objective values of the optimal solutions for Problems A and B under their original constraints. $\text{Obj}_B(A)$ represents the objective value of Problem A’s solution adapted to Problem B’s constraints, and $\text{Obj}_A(B)$ is defined analogously. The first term quantifies the transferability of Problem A’s solution to Problem B, while the second term measures the reverse. High similarity requires both terms to be large.

Problem Similarity between CVRP and OVRP/TSP To validate Equation 10, we compute similarities between three problem classes: TSP, CVRP, and OVRP. We vary the capacity constraint tightness for CVRP instances (CVRP100 dataset) by setting capacities to $C = 10, 50, 400, 500$, ranging from tight to loose. We use the classical solver HGS [16], LKH3 [39], and Concorde [40] to solve the dataset under CVRP, OVRP, and TSP constraints, separately, with results presented in Table 6.

From these results, we observe two key trends: 1) When capacity is small (e.g., $C = 10$), CVRP and OVRP show strong similarity (97.5%) but weak similarity to TSP (25.5%). 2) As capacity increases (e.g., $C = 500$), CVRP’s similarity to OVRP drops to 74.1%, while its similarity to TSP rises sharply to 98.2%. This aligns with the observations from Section 4.1, as relaxed capacity constraints make CVRP resemble TSP (a single route with no capacity limits), whereas tight constraints emphasize the routing structure shared with OVRP.

Table 6: Problem similarity analysis across capacity constraints. Transferring rules: OVRP→CVRP adds return trips to the depot; CVRP→TSP removes capacity constraints, and TSP→CVRP reintroduces them. We detail solution transformation in Appendix C.

	CVRP100			
	C10	C50	C400	C500
OVRP cost	30.88	9.84	7.49	7.49
CVRP cost	59.77	15.55	8.04	7.87
TSP cost	7.80	7.80	7.80	7.80
OVRP→CVRP cost	60.67	17.25	9.78	9.74
CVRP→OVRP cost	31.18	11.33	7.76	7.70
TSP→CVRP cost	70.47	17.91	8.78	7.98
CVRP→TSP cost	13.17	10.68	7.96	7.83
Similarity CVRP-OVRP	97.5%	75.6%	75.5%	74.1%
Similarity CVRP-TSP	25.5%	53.5%	88.9%	98.2%

Problem Similarity between CVRP and CVRPTW To validate the versatility of Equation 10, we employ it to quantify the similarity between CVRPTW and CVRP across varying time window constraint tightness degrees. Using the classic heuristic solver HGS [16], we solve CVRP100 instances with vehicle capacity $C = 50$, incorporating time window constraints with tightness coefficients $\alpha \in \{0.2, 1.0, 3.0, 5.0\}$. The results in Table 7 demonstrate a clear trend: under tight constraints (i.e., $\alpha = 0.2$), the similarity drops to 9.9%, with CVRPTW solution costs 2.18 times higher than those of CVRP. In contrast, loose constraints (i.e., $\alpha = 5.0$) yield 96.3% similarity and approximate solution costs. This trend occurs because tight time windows force vehicles to return to the depot frequently after serving only a few customers, resulting in elongated sub-tours. In contrast, under loose time window constraints, vehicles can serve multiple customers before returning, shifting the dominant constraint to capacity, and aligning the behavior more closely with standard CVRP.

C Details for Solution Transformation

C.1 CVRP-TSP

We transform the solutions of CVRP and TSP into each other in the following handcrafted manner.

- **Converting CVRP Solution to TSP Solution**

1. **Path Segmentation Phase:** We disconnect the edges linking each sub-tour with the depot in the CVRP solution, forming independent path segments. For each isolated node (such as the depot), a virtual path segment consisting of two identical points is constructed.
2. **Path Reconstruction Phase:** We gradually merge path segments using a greedy strategy. Initially, a random path segment is selected. Then we calculate the length of the selected path between its endpoints and those of the remaining path segments using four connection methods (head-head, head-tail, tail-head, tail-tail) and choose the connection combination with the shortest distance to merge. We iteratively execute this process until all path segments are merged into a single path, and finally close the path into a loop by connecting its ends.

Table 7: Analysis of problem similarity between CVRP and CVRPTW under varying time window constraint tightness degrees.

$\alpha =$	CVRP100			
	0.2	1.0	3.0	5.0
CVRP cost	15.51	15.51	15.51	15.51
CVRPTW cost	33.77	24.42	15.81	15.55
CVRP→CVRPTW cost	59.69	38.89	18.89	16.08
CVRPTW→CVRP cost	24.42	21.24	15.80	15.55
Similarity CVRP-CVRPTW	9.9%	25.7%	79.0%	96.3%

- **Converting TSP Solution to CVRP Solution** Let the depot be any node in the path. The conversion process starts traversing from the starting point of the TSP path, dynamically maintaining the cumulative demand value. When adding the next node would cause the total demand to exceed the vehicle capacity, perform the following operations:

1. Insert a depot node after the current node.
2. Reset the cumulative demand value to zero.
3. Start visiting the next node from the depot again.

This process continues until the TSP path is fully traversed, ultimately forming a CVRP solution that complies with the capacity constraints.

C.2 CVRP-OVRP

We transform the solutions of CVRP and OVRP into each other in the following handcrafted manner.

- **Converting CVRP Solution to OVRP Solution** For each sub-tour in the CVRP solution, we first identify the two edges directly connected to the depot, corresponding to the vehicle's departure path (first edge) and return path (last edge), respectively. We then calculate the Euclidean distances of these two connecting edges and mark the longer one as the final return path. By removing this return path, the closed-loop sub-tour is converted into an open sub-tour, forming a solution that conforms to the characteristics of OVRP.
- **Converting OVRP Solution to CVRP Solution** For each open sub-tour in the OVRP solution, the edge between the end customer node and the depot node is connected, forming a solution that complies with the closed-loop constraints of CVRP.

C.3 CVRP-CVRPTW

- **Converting CVRP Solution to CVRPTW Solution**

First, we decompose the solution into independent sub-tours. For example, the solution 0-1-2-0-3-4-0 is decomposed into sub-paths [0,1,2,0] and [0,3,4,0], where each sub-tour starts and ends exclusively at the depot.

Second, we perform the time window-based path splitting for each sub-tour:

1. Sequential calculation: Starting from the depot, for each node, we calculate: 1) the arrival time (departure time from the previous node + travel time), 2) the service start time (the maximum value between the arrival time and the node's earliest service time), and 3) the service end time (service start time + service duration).
2. Violation detection: If a node's arrival time exceeds its latest service time, or the return time to the depot exceeds the depot's operating deadline, a new depot node is immediately inserted before this node, splitting the path into two sub-tours.
3. Iterative correction: Repeat the above verification for newly generated sub-tours until all sub-tours satisfy the time window constraints.

Third, the path direction optimization is performed. We perform bidirectional time window-based path splitting for each sub-tour: Calculate the total travel distance of split sub-tours performing the time window-based path splitting on the sub-tour for both the forward and reverse directions, separately. And finally choose the sub-tour with the shorter distance.

Finally, we collect all the split sub-tours to form a complete CVRPTW solution.

- **Converting CVRPTW solution to CVRP Solution**

1. **Merge optimization phase:** First, we calculate the merge savings value [41] for all sub-tour pairs (the difference between the sum of the distances traveled separately by the two paths and the distance traveled by the merged path) in the CVRPTW solution and establish a priority queue in descending order of savings value. We then sequentially select the top sub-tour pairs from the queue for verification, and perform the merge operation only if the total demand after merging does not exceed the vehicle capacity and the merged sub-tour length is strictly shortened.
2. we repeat the above operation until no more sub-tours can be merged. In this situation, all the merged sub-tours form a legal CVRP solution.

D Batch-level vs. Instance-level Strategy for Assigning Constraint Tightness

During model training, the strategy of assigning varying capacities to instances within each batch significantly impacts training outcomes. We compared two capacity allocation schemes: the batch-level random capacity, where all instances in a batch share an identical value randomly sampled from $[10, 500]$ during training, and the instance-level random capacity method, where each instance's capacity is independently sampled from the same interval, allowing heterogeneous capacities within a batch. We train two models under these two settings, with testing results presented in Table 8.

From these results, we observe that the instance-level random capacity strategy consistently outperformed the batch-level one across all datasets. We suspect that this superiority arises from differences in training dynamics: batch-level random capacity causes drastic inter-batch capacity changes, leading to inconsistent parameter update directions and persistent optimization misalignment that hinders gradient descent and convergence quality. In contrast, the instance-level random capacity approach maintains statistically consistent update directions by exposing the model to diverse capacity values within each batch, resulting in stabilized convergence trajectories.

Table 8: Batch-level vs. Instance-level random C for model training.

	CVRP100						
	C10 Gap	C50 Gap	C100 Gap	C200 Gap	C300 Gap	C400 Gap	C500 Gap
Batch-level random C	1.99%	4.66%	5.02%	2.46%	1.06%	0.89%	0.94%
Instance-level random C	1.54%	3.82%	3.67%	1.49%	0.87%	0.75%	0.87%

E Quantification of Time Window Constraint Tightness for CVRPTW

CVRPTW Following [42–44], we define the CVRPTW as follows. Building upon CVRP, CVRPTW introduces a time window $[e_i, l_i]$ for each customer node i , representing the earliest and latest times at which customer i can be visited. Additionally, each node has a service time s_i , which represents the duration a vehicle must remain at the node upon arrival. The depot has a time window $[e_0, l_0]$ but no service time. Each vehicle departs from the depot at time e_0 and must return before l_0 . Let i and j be two consecutive nodes on sub-tour r , and let b_i^r denote the time at which the vehicle on sub-tour r arrives at node i . The departure time from node i is given by $b_i^r + s_i$, and the arrival time at the next node j is calculated as: $b_j^r = \max(e_j, b_i^r + s_i + t_{ij})$, where t_{ij} is the travel time from node i to node j , equal to the Euclidean distance between the two points. The calculation of arrival time indicates that if the vehicle arrives at node j earlier than its start time e_j , it must wait until e_j to begin service. If the vehicle arrives at node j later than l_j , the sub-tour becomes infeasible. The objective of CVRPTW is to minimize the total Euclidean distance of all sub-tours.

Time Window Tightness Based on the original time windows, we relax or tighten the time window for each customer node as follows:

$$\begin{aligned}
\delta &= \frac{l_i - e_i}{2} \cdot (1 - \alpha), \\
e'_i &= \max(e_i + \delta, 0) \\
l'_i &= l_i - \delta,
\end{aligned} \tag{11}$$

where the original constraints correspond to $\alpha = 1.0$. This formula indicates that a small coefficient represents narrow time windows and a large coefficient represents wide ones. The negative start time will be clipped to zero. In addition, we adjust the service time. Since the service time at each node is already relatively long, increasing it further could lead to the problem becoming infeasible. Therefore, we only allow relaxation of the service time, defined as: $s'_i = \max(\frac{s_i}{\alpha}, s_i)$.

F Implementation Details of Multi-expert Module in POMO

POMO model The POMO model [6] also has an encoder that generates the node embeddings using the input node features, and a decoder used to convert the node embeddings into the node selection probabilities.

We denote the node embedding matrix generated by the encoder as $H_t = \{h_i^{(L)}\}_{i \in N_a}$, where N_a represents the number of unvisited nodes, h_i is the embedding vector of the i -th unvisited node. The context vector is h_c , concating the first and last node embeddings. The original decoder is formulated as:

$$\begin{aligned} h'_c &= \text{MHA}(h_c, H_t), \\ P &= (C_l \cdot \tanh \frac{(h'_c)^\top H_t}{\sqrt{d_h}}), \end{aligned} \quad (12)$$

where C_l is a constant.

POMO model with Multi-expert Module We substitute the decoder in POMO with the multi-expert module. The multi-expert module is generally the same as the one presented in Section 4.3, but different in the structure of the expert layer. Since the POMO model is typically trained using reinforcement learning, the expert layer cannot be too heavy to avoid excessive memory usage and long training time. Therefore, built on the original decoder, each expert layer only adds one feed forward layer into it. We formulate the expert layer as follows:

$$\begin{aligned} h'_c &= \text{MHA}(h_c, H_t) \\ \hat{h}_c &= \text{FF}(h'_c) + h'_c \\ P &= \text{Softmax}(C_l \cdot \tanh \frac{(\hat{h}_c)^\top H_t}{\sqrt{d_h}}) \end{aligned} \quad (13)$$

G Broader Impacts

This research contributes to the field of neural combinatorial optimization by revisiting the training setting of existing NCO models, finding that models trained under these settings may overfit certain specific constraint tightness, and proposing a simple yet efficient training scheme and a multi-expert module to tackle the overfitting issue. We believe our insights and proposed methods can provide valuable insights and inspire follow-up works to explore more robust neural methods designed for solving VRPs. As general learning-based methods for solving VRPs, the proposed methods do not have any specific potential negative societal impact.

H Licenses

The licenses for the codes used in this work are listed in Table 9.

Table 9: Licenses for codes used in this work

Resource	Type	Link	License
LKH3 [39]	Code	http://webhotel4.ruc.dk/~keld/research/LKH-3/	Available for academic research use
HGS [16]	Code	https://github.com/chkwon/PyHygese	MIT License
Concorde [45]	Code	https://github.com/jvkersch/pyconcorde	BSD 3-Clause License
POMO [6]	Code	https://github.com/yd-kwon/POMO	MIT License
LEHD [15]	Code	https://github.com/CIAM-Group/NCO_code/tree/main/single_objective/LEHD	MIT License
BQ [14]	Code	https://github.com/naver/bq-ncv	CC BY-NC-SA 4.0
INViT [20]	Code	https://github.com/Kasumigaoka-Utaha/INViT	Available for academic research use
ELG [17]	Code	https://github.com/gaoctr/ELG	MIT License
POMO-MTL [23]	Code	https://github.com/FeiLiu36/MTNCO	MIT License
AM [13]	Code	https://github.com/wouterkool/attention-learn-to-route	MIT License
MDAM [22]	Code	https://github.com/liangxinedu/MDAM	MIT License

NeurIPS Paper Checklist

1. Claims

Question: Do the main claims made in the abstract and introduction accurately reflect the paper's contributions and scope?

Answer: [\[Yes\]](#)

Justification: We have introduced the scope in both the abstract and introduction, and summarized the contributions in the introduction.

Guidelines:

- The answer NA means that the abstract and introduction do not include the claims made in the paper.
- The abstract and/or introduction should clearly state the claims made, including the contributions made in the paper and important assumptions and limitations. A No or NA answer to this question will not be perceived well by the reviewers.
- The claims made should match theoretical and experimental results, and reflect how much the results can be expected to generalize to other settings.
- It is fine to include aspirational goals as motivation as long as it is clear that these goals are not attained by the paper.

2. Limitations

Question: Does the paper discuss the limitations of the work performed by the authors?

Answer: [\[Yes\]](#)

Justification: We have discussed the limitation and future works in Section 8.

Guidelines:

- The answer NA means that the paper has no limitation while the answer No means that the paper has limitations, but those are not discussed in the paper.
- The authors are encouraged to create a separate "Limitations" section in their paper.
- The paper should point out any strong assumptions and how robust the results are to violations of these assumptions (e.g., independence assumptions, noiseless settings, model well-specification, asymptotic approximations only holding locally). The authors should reflect on how these assumptions might be violated in practice and what the implications would be.
- The authors should reflect on the scope of the claims made, e.g., if the approach was only tested on a few datasets or with a few runs. In general, empirical results often depend on implicit assumptions, which should be articulated.
- The authors should reflect on the factors that influence the performance of the approach. For example, a facial recognition algorithm may perform poorly when image resolution is low or images are taken in low lighting. Or a speech-to-text system might not be used reliably to provide closed captions for online lectures because it fails to handle technical jargon.
- The authors should discuss the computational efficiency of the proposed algorithms and how they scale with dataset size.
- If applicable, the authors should discuss possible limitations of their approach to address problems of privacy and fairness.
- While the authors might fear that complete honesty about limitations might be used by reviewers as grounds for rejection, a worse outcome might be that reviewers discover limitations that aren't acknowledged in the paper. The authors should use their best judgment and recognize that individual actions in favor of transparency play an important role in developing norms that preserve the integrity of the community. Reviewers will be specifically instructed to not penalize honesty concerning limitations.

3. Theory assumptions and proofs

Question: For each theoretical result, does the paper provide the full set of assumptions and a complete (and correct) proof?

Answer: [\[NA\]](#)

Justification: The paper is mainly based on experiments.

Guidelines:

- The answer NA means that the paper does not include theoretical results.
- All the theorems, formulas, and proofs in the paper should be numbered and cross-referenced.
- All assumptions should be clearly stated or referenced in the statement of any theorems.
- The proofs can either appear in the main paper or the supplemental material, but if they appear in the supplemental material, the authors are encouraged to provide a short proof sketch to provide intuition.
- Inversely, any informal proof provided in the core of the paper should be complemented by formal proofs provided in appendix or supplemental material.
- Theorems and Lemmas that the proof relies upon should be properly referenced.

4. Experimental result reproducibility

Question: Does the paper fully disclose all the information needed to reproduce the main experimental results of the paper to the extent that it affects the main claims and/or conclusions of the paper (regardless of whether the code and data are provided or not)?

Answer: [\[Yes\]](#)

Justification: We have provided detailed implementation details and experiment settings in Section F and Section 5, respectively, to ensure reproducibility.

Guidelines:

- The answer NA means that the paper does not include experiments.
- If the paper includes experiments, a No answer to this question will not be perceived well by the reviewers: Making the paper reproducible is important, regardless of whether the code and data are provided or not.
- If the contribution is a dataset and/or model, the authors should describe the steps taken to make their results reproducible or verifiable.
- Depending on the contribution, reproducibility can be accomplished in various ways. For example, if the contribution is a novel architecture, describing the architecture fully might suffice, or if the contribution is a specific model and empirical evaluation, it may be necessary to either make it possible for others to replicate the model with the same dataset, or provide access to the model. In general, releasing code and data is often one good way to accomplish this, but reproducibility can also be provided via detailed instructions for how to replicate the results, access to a hosted model (e.g., in the case of a large language model), releasing of a model checkpoint, or other means that are appropriate to the research performed.
- While NeurIPS does not require releasing code, the conference does require all submissions to provide some reasonable avenue for reproducibility, which may depend on the nature of the contribution. For example
 - (a) If the contribution is primarily a new algorithm, the paper should make it clear how to reproduce that algorithm.
 - (b) If the contribution is primarily a new model architecture, the paper should describe the architecture clearly and fully.
 - (c) If the contribution is a new model (e.g., a large language model), then there should either be a way to access this model for reproducing the results or a way to reproduce the model (e.g., with an open-source dataset or instructions for how to construct the dataset).
 - (d) We recognize that reproducibility may be tricky in some cases, in which case authors are welcome to describe the particular way they provide for reproducibility. In the case of closed-source models, it may be that access to the model is limited in some way (e.g., to registered users), but it should be possible for other researchers to have some path to reproducing or verifying the results.

5. Open access to data and code

Question: Does the paper provide open access to the data and code, with sufficient instructions to faithfully reproduce the main experimental results, as described in supplemental material?

Answer: [No]

Justification: We will release the coder once upon acceptance.

Guidelines:

- The answer NA means that paper does not include experiments requiring code.
- Please see the NeurIPS code and data submission guidelines (<https://nips.cc/public/guides/CodeSubmissionPolicy>) for more details.
- While we encourage the release of code and data, we understand that this might not be possible, so “No” is an acceptable answer. Papers cannot be rejected simply for not including code, unless this is central to the contribution (e.g., for a new open-source benchmark).
- The instructions should contain the exact command and environment needed to run to reproduce the results. See the NeurIPS code and data submission guidelines (<https://nips.cc/public/guides/CodeSubmissionPolicy>) for more details.
- The authors should provide instructions on data access and preparation, including how to access the raw data, preprocessed data, intermediate data, and generated data, etc.
- The authors should provide scripts to reproduce all experimental results for the new proposed method and baselines. If only a subset of experiments are reproducible, they should state which ones are omitted from the script and why.
- At submission time, to preserve anonymity, the authors should release anonymized versions (if applicable).
- Providing as much information as possible in supplemental material (appended to the paper) is recommended, but including URLs to data and code is permitted.

6. Experimental setting/details

Question: Does the paper specify all the training and test details (e.g., data splits, hyper-parameters, how they were chosen, type of optimizer, etc.) necessary to understand the results?

Answer: [Yes]

Justification: The experiment settings are detailed in Section 5.

Guidelines:

- The answer NA means that the paper does not include experiments.
- The experimental setting should be presented in the core of the paper to a level of detail that is necessary to appreciate the results and make sense of them.
- The full details can be provided either with the code, in appendix, or as supplemental material.

7. Experiment statistical significance

Question: Does the paper report error bars suitably and correctly defined or other appropriate information about the statistical significance of the experiments?

Answer: [No]

Justification: Neural combinatorial optimization (NCO) methods typically operate deterministically and report the mean objective value or the gap to the optimal (or best-known) solution as key performance metrics.

Guidelines:

- The answer NA means that the paper does not include experiments.
- The authors should answer "Yes" if the results are accompanied by error bars, confidence intervals, or statistical significance tests, at least for the experiments that support the main claims of the paper.
- The factors of variability that the error bars are capturing should be clearly stated (for example, train/test split, initialization, random drawing of some parameter, or overall run with given experimental conditions).
- The method for calculating the error bars should be explained (closed form formula, call to a library function, bootstrap, etc.)
- The assumptions made should be given (e.g., Normally distributed errors).

- It should be clear whether the error bar is the standard deviation or the standard error of the mean.
- It is OK to report 1-sigma error bars, but one should state it. The authors should preferably report a 2-sigma error bar than state that they have a 96% CI, if the hypothesis of Normality of errors is not verified.
- For asymmetric distributions, the authors should be careful not to show in tables or figures symmetric error bars that would yield results that are out of range (e.g. negative error rates).
- If error bars are reported in tables or plots, The authors should explain in the text how they were calculated and reference the corresponding figures or tables in the text.

8. Experiments compute resources

Question: For each experiment, does the paper provide sufficient information on the computer resources (type of compute workers, memory, time of execution) needed to reproduce the experiments?

Answer: [Yes]

Justification: The Experiments compute resources are detailed in Section 5.

Guidelines:

- The answer NA means that the paper does not include experiments.
- The paper should indicate the type of compute workers CPU or GPU, internal cluster, or cloud provider, including relevant memory and storage.
- The paper should provide the amount of compute required for each of the individual experimental runs as well as estimate the total compute.
- The paper should disclose whether the full research project required more compute than the experiments reported in the paper (e.g., preliminary or failed experiments that didn't make it into the paper).

9. Code of ethics

Question: Does the research conducted in the paper conform, in every respect, with the NeurIPS Code of Ethics <https://neurips.cc/public/EthicsGuidelines>?

Answer: [Yes]

Justification: The research presented in this paper fully conforms to the NeurIPS Code of Ethics.

Guidelines:

- The answer NA means that the authors have not reviewed the NeurIPS Code of Ethics.
- If the authors answer No, they should explain the special circumstances that require a deviation from the Code of Ethics.
- The authors should make sure to preserve anonymity (e.g., if there is a special consideration due to laws or regulations in their jurisdiction).

10. Broader impacts

Question: Does the paper discuss both potential positive societal impacts and negative societal impacts of the work performed?

Answer: [Yes]

Justification: The proposed learning-based method for solving VRPs is not anticipated to have any specific negative societal impacts. We provide a detailed discussion in Appendix G.

Guidelines:

- The answer NA means that there is no societal impact of the work performed.
- If the authors answer NA or No, they should explain why their work has no societal impact or why the paper does not address societal impact.
- Examples of negative societal impacts include potential malicious or unintended uses (e.g., disinformation, generating fake profiles, surveillance), fairness considerations (e.g., deployment of technologies that could make decisions that unfairly impact specific groups), privacy considerations, and security considerations.

- The conference expects that many papers will be foundational research and not tied to particular applications, let alone deployments. However, if there is a direct path to any negative applications, the authors should point it out. For example, it is legitimate to point out that an improvement in the quality of generative models could be used to generate deepfakes for disinformation. On the other hand, it is not needed to point out that a generic algorithm for optimizing neural networks could enable people to train models that generate Deepfakes faster.
- The authors should consider possible harms that could arise when the technology is being used as intended and functioning correctly, harms that could arise when the technology is being used as intended but gives incorrect results, and harms following from (intentional or unintentional) misuse of the technology.
- If there are negative societal impacts, the authors could also discuss possible mitigation strategies (e.g., gated release of models, providing defenses in addition to attacks, mechanisms for monitoring misuse, mechanisms to monitor how a system learns from feedback over time, improving the efficiency and accessibility of ML).

11. Safeguards

Question: Does the paper describe safeguards that have been put in place for responsible release of data or models that have a high risk for misuse (e.g., pretrained language models, image generators, or scraped datasets)?

Answer: [NA]

Justification: This work does not release such data or models that have a high risk for misuse.

Guidelines:

- The answer NA means that the paper poses no such risks.
- Released models that have a high risk for misuse or dual-use should be released with necessary safeguards to allow for controlled use of the model, for example by requiring that users adhere to usage guidelines or restrictions to access the model or implementing safety filters.
- Datasets that have been scraped from the Internet could pose safety risks. The authors should describe how they avoided releasing unsafe images.
- We recognize that providing effective safeguards is challenging, and many papers do not require this, but we encourage authors to take this into account and make a best faith effort.

12. Licenses for existing assets

Question: Are the creators or original owners of assets (e.g., code, data, models), used in the paper, properly credited and are the license and terms of use explicitly mentioned and properly respected?

Answer: [Yes]

Justification: We have included the licenses of baseline solvers and datasets in Section H.

Guidelines:

- The answer NA means that the paper does not use existing assets.
- The authors should cite the original paper that produced the code package or dataset.
- The authors should state which version of the asset is used and, if possible, include a URL.
- The name of the license (e.g., CC-BY 4.0) should be included for each asset.
- For scraped data from a particular source (e.g., website), the copyright and terms of service of that source should be provided.
- If assets are released, the license, copyright information, and terms of use in the package should be provided. For popular datasets, paperswithcode.com/datasets has curated licenses for some datasets. Their licensing guide can help determine the license of a dataset.
- For existing datasets that are re-packaged, both the original license and the license of the derived asset (if it has changed) should be provided.

- If this information is not available online, the authors are encouraged to reach out to the asset’s creators.

13. **New assets**

Question: Are new assets introduced in the paper well documented and is the documentation provided alongside the assets?

Answer: [NA]

Justification: The datasets utilized in this paper are either sourced from prior research or generated using methodologies established in earlier studies, all of which have been appropriately cited.

Guidelines:

- The answer NA means that the paper does not release new assets.
- Researchers should communicate the details of the dataset/code/model as part of their submissions via structured templates. This includes details about training, license, limitations, etc.
- The paper should discuss whether and how consent was obtained from people whose asset is used.
- At submission time, remember to anonymize your assets (if applicable). You can either create an anonymized URL or include an anonymized zip file.

14. **Crowdsourcing and research with human subjects**

Question: For crowdsourcing experiments and research with human subjects, does the paper include the full text of instructions given to participants and screenshots, if applicable, as well as details about compensation (if any)?

Answer: [NA]

Justification: This paper does not involve crowdsourcing nor research with human subjects.

Guidelines:

- The answer NA means that the paper does not involve crowdsourcing nor research with human subjects.
- Including this information in the supplemental material is fine, but if the main contribution of the paper involves human subjects, then as much detail as possible should be included in the main paper.
- According to the NeurIPS Code of Ethics, workers involved in data collection, curation, or other labor should be paid at least the minimum wage in the country of the data collector.

15. **Institutional review board (IRB) approvals or equivalent for research with human subjects**

Question: Does the paper describe potential risks incurred by study participants, whether such risks were disclosed to the subjects, and whether Institutional Review Board (IRB) approvals (or an equivalent approval/review based on the requirements of your country or institution) were obtained?

Answer: [NA]

Justification: In this paper, we study neural methods for solving TSP and CVRP without the need of crowdsourcing or research with human subjects.

Guidelines:

- The answer NA means that the paper does not involve crowdsourcing nor research with human subjects.
- Depending on the country in which research is conducted, IRB approval (or equivalent) may be required for any human subjects research. If you obtained IRB approval, you should clearly state this in the paper.
- We recognize that the procedures for this may vary significantly between institutions and locations, and we expect authors to adhere to the NeurIPS Code of Ethics and the guidelines for their institution.

- For initial submissions, do not include any information that would break anonymity (if applicable), such as the institution conducting the review.

16. Declaration of LLM usage

Question: Does the paper describe the usage of LLMs if it is an important, original, or non-standard component of the core methods in this research? Note that if the LLM is used only for writing, editing, or formatting purposes and does not impact the core methodology, scientific rigorousness, or originality of the research, declaration is not required.

Answer: [NA]

Justification: [NA]

Guidelines:

- The answer NA means that the core method development in this research does not involve LLMs as any important, original, or non-standard components.
- Please refer to our LLM policy (<https://neurips.cc/Conferences/2025/LLM>) for what should or should not be described.