

# MathArena: Evaluating LLMs on Uncontaminated Math Competitions

Mislav Balunović<sup>1,2</sup>, Jasper Dekoninck<sup>1</sup>, Ivo Petrov<sup>2</sup>, Nikola Jovanović<sup>1</sup>, Martin Vechev<sup>1,2</sup>

<sup>1</sup>ETH Zurich, <sup>2</sup>INSAIT, Sofia University

{mislav.balunovic, jasper.dekoninck, nikola.jovanovic, martin.vechev}@inf.ethz.ch,  
ivo.petrov@insait.ai

🌐 <https://matharena.ai/>

🔗 <https://github.com/eth-sri/matharena>

## Abstract

The rapid advancement of reasoning capabilities in large language models (LLMs) has led to notable improvements on mathematical benchmarks. However, many of the most commonly used evaluation datasets (e.g., AIME 2024) are widely available online, making it difficult to disentangle genuine reasoning from potential memorization. Furthermore, these benchmarks do not evaluate proof-writing capabilities, which are crucial for many mathematical tasks. To address this, we introduce MATHARENA, a new benchmark based on the following key insight: recurring math competitions provide a stream of high-quality, challenging problems that can be used for real-time evaluation of LLMs. By evaluating models as soon as new problems are released, we effectively eliminate the risk of contamination. Using this framework, we find strong signs of contamination in AIME 2024. Nonetheless, evaluations on harder competitions, such as SMT 2025—published well after model release dates—demonstrate impressive reasoning capabilities in top-performing models. MATHARENA is also the first benchmark for proof-writing capabilities. On USAMO 2025, even top models score below 25%, far behind their performance on final-answer tasks. So far, we have evaluated 30 models across five competitions, totaling 149 problems. As an evolving benchmark, MATHARENA will continue to track the progress of LLMs on newly released competitions, ensuring rigorous and up-to-date evaluation of mathematical reasoning.

## 1 Introduction

Recent advances in the mathematical reasoning capabilities of large language models (LLMs) [16, 6] have raised the following three concerns about the adequacy of existing mathematics benchmarks:

**1. Contamination risks:** Many benchmarks are sourced from publicly available math competitions, which are accessible online and often used to train LLMs. This leaves them susceptible to data contamination, making it difficult to measure progress accurately. Data contamination can occur either through indirect inclusion of benchmark problems in training data or by using benchmark performance for hyperparameter tuning or model selection. For instance, we find that the popular AIME 2024 dataset is significantly contaminated by most leading LLMs, making the benchmark unsuitable for evaluating the models’ capabilities.

**2. High-cost, private benchmarks:** To mitigate contamination, some leading benchmarks—such as FrontierMath [12] and HLE [25]—adopt a private, human-curated approach. While effective in avoiding data leakage, these datasets pose several major issues. First, their private nature raises concerns about reproducibility and transparency, making it impossible to verify the results accurately.



## 2 Related Work

In this section, we discuss the key prior approaches for evaluating mathematical reasoning.

**Public answer-based benchmarks** The most widely used benchmarks evaluate models by comparing their outputs to fixed ground-truth answers—typically numerical values or closed-form expressions. Early benchmarks such as GSM8K [5] and MATH [14] have largely been saturated by recent language models. Even more challenging competitions, like AIME 2024, have seen similar progress and are close to saturation. Omni-MATH [11], OlympiadBench [13], HARP [32], and OlymMATH [27] increase difficulty by incorporating harder problems from olympiad competitions. However, sourcing problems from past competitions, which have been available online for years, makes it difficult to track progress due to data contamination risks. This concern is supported by evidence in the case of GSM8K [33], and we confirm contamination of AIME 2024 in Section 4.

**Private answer-based benchmarks** FrontierMath [12] is a recently introduced private benchmark designed to be significantly more challenging, with problems that demand mathematical reasoning combined with a deep background in research-level mathematics. Similarly, Humanity’s Last Exam [25] has collected a large number of private challenging problems across dozens of subjects. While their extreme difficulty makes an interesting target for frontier models, the private nature of these benchmarks makes standardized evaluation and fair model comparison difficult. Furthermore, this difficulty level makes tracking progress challenging, particularly for open source models and models on the Pareto frontier of cost-performance. Finally, the private nature of the benchmark raises concerns about reproducibility and transparency, as the access to these benchmarks has been selectively granted to certain organizations [8].

**Proof-based benchmarks** Another line of evaluation focuses on verifying the correctness of reasoning traces rather than final answers. A common strategy is to require LLMs to generate formal proofs in systems like Lean, Coq, or Isabelle, enabling automatic verification. Datasets and benchmarks in this category include miniF2F [35], FIMO [18], PutnamBench [28], and LeanWorkbook [31]. However, these approaches often underutilize the natural language capabilities of LLMs and are limited by the models’ ability to produce correct formal code. Concurrent work [19] reveals that models typically fail to generate fully rigorous proofs in natural language. Even for the correctly solved problems, the inclusion of the IMO shortlist problems likely leads to significant contamination, and the size of the benchmarks makes it infeasible to evaluate new models on all problems. GHOSTS [10] manually evaluate the proof-writing capabilities of GPT-4, but their benchmark is limited to just two older models and has not been updated since 2023.

**Dynamic benchmarks** To address contamination and adapt to evolving capabilities, some benchmarks are designed to be continuously updated with new problems. LiveBench [29], for instance, evaluates LLMs across domains including coding, data analysis, and mathematics. The mathematics portion in particular includes slightly harder than MATH-level problems, as well as fill-in-the-blank proof-based tasks, making it easier than MATHARENA, while also not evaluating rigorous proving capabilities. Another similar work to ours is LiveAoPSBench [20], which allows evaluating models on a snapshot of problems from a particular point in time. This can be seen as a retroactive simulation of live evaluation as performed in MATHARENA. However, the benchmark is not updated and does not contain problems from 2025, which precludes the evaluation of recent frontier models.

**Other benchmarks** Some benchmarks adopt less conventional methods to evaluate mathematical reasoning. For example, MathTrap [34] evaluates logical consistency in model responses, while MathConstruct [7] focuses on problems that require constructive proofs. These approaches provide a more diverse view of the mathematical reasoning capabilities of the models. However, these benchmarks typically require expensive human data curation, which limits scalable evaluation.

## 3 MATHARENA

In this section, we describe the pipeline used to construct MATHARENA, as shown in Fig. 2. The process begins by selecting a sufficiently challenging and reputable competition and extracting its problems and solutions (Section 3.1). Next, we evaluate a selected set of models on these problems,

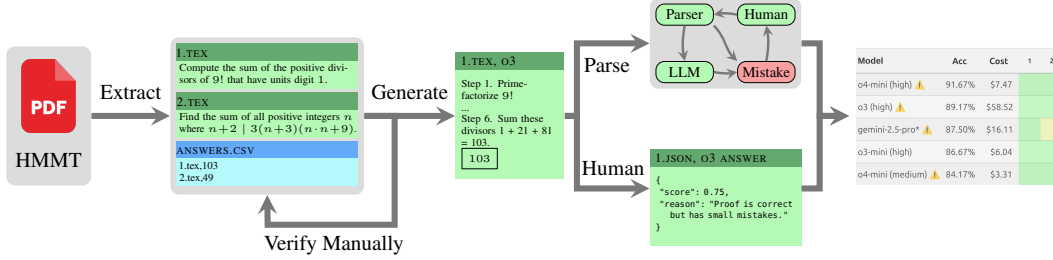


Figure 2: The pipeline for constructing MATHARENA. When a new competition is released, we first extract the problems and answers. We then query all selected models to obtain their responses. Depending on the problem type, we either use an automated parser or human graders for evaluation. Finally, we report scores on a public leaderboard with a GUI for viewing individual model answers

ensuring a fair comparison and avoiding data leakage (Section 3.2). Depending on the type of problem, either final-answer or proof-based, we use different methods for parsing and evaluation (Section 3.3). For final-answer problems, we use an automated rule-based parser to extract answers. For proof-based problems, human graders evaluate the model outputs. Finally, we compute leaderboard rankings and perform statistical post-processing to ensure accuracy and reliability (Section 3.4).

### 3.1 Competition Selection and Extraction

**Competition selection** To effectively repurpose high-quality math competitions for LLM evaluation, we carefully select which competitions to include in MATHARENA and ensure accurate formatting of each problem. Table 1 shows a calendar of competitions currently included in MATHARENA, along with additional competitions we plan to incorporate. At present, MATHARENA includes five competitions comprising a total of 149 problems. We categorize competitions based on whether they consist of final-answer or proof-based problems. Final-answer competitions are easier to evaluate but tend to be less challenging. For these, we focus on high-difficulty competitions such as AIME (a qualifier for the USAMO) and several more difficult university-organized tournaments. We experimented with other well-known competitions, such as Kangaroo, and excluded them as they are already saturated by existing models.

Table 1: Calendar of completed and planned competitions.  $N$  denotes the number of problems.

Competition	Type	Date	N	Current
AIME	Answer	Feb	30	✓
HMMT FEB.	Answer	Feb	30	✓
USAMO	Proof	Mar	6	✓
BRUMO	Answer	Apr	30	✓
SMT	Answer	Apr	53	✓
ARML	Answer	May	TBD	✗
IMO	Proof	Jul	6	✗
MMATHS	Answer	Nov	TBD	✗
DMM	Answer	Nov	TBD	✗
PUMAC	Answer	Nov	TBD	✗
HMMT NOV.	Answer	Nov	TBD	✗
PUTNAM	Proof	Dec	12	✗

Proof-based competitions pose a greater challenge and are more representative of deep mathematical reasoning. However, they also require manual evaluation, as scalable automated grading of proofs remains an open problem. To ensure high evaluation quality, we use human graders to evaluate proofs and focus on a small set of core competitions: USAMO (US high-school olympiad), IMO (International Math Olympiad), and the Putnam competition (US undergraduate level).

**Problem extraction** After selecting competitions, we extract the problems from their original sources and format them into a standardized template. We manually verify each problem for typographical errors, inconsistencies, or formatting issues.

### 3.2 Model Selection and Solution Generation

**Model selection** MATHARENA is continuously updated with newly released models. To avoid an overly cluttered leaderboard, we only select models that meet at least one of the following criteria: (i) the model competes for the top score in a given competition (e.g., o4-MINI, GEMINI-2.5-PRO, GROK 3), (ii) the model competes for the top-performing open-weight option (e.g., DEEPSEEK-R1, QWEN3), or (iii) the model competes for a Pareto-optimal point on the cost-performance tradeoff curve (e.g., FLASH-THINKING, DEEPSEEK-R1-DISTILL-14B). We exclude non-reasoning models, as they consistently underperform reasoning models and do not satisfy any of the selection criteria.

**Solution generation** Each model is evaluated once per competition using the hyperparameters recommended by the model providers, without further tuning. This avoids overfitting and reduces the risk of information leakage. For answer-based competitions, we prompt the models to output their answer inside of a boxed environment, while for proof-based competitions, we prompt the models to output the entire proof. In App. D, we provide the exact prompts used for each competition. We cap each model output at 64000 tokens. To account for stochasticity, each model generates four responses per question, and we report the average score across these runs. Models are evaluated close to the competition date, minimizing contamination risk. If a model was released after the competition date, this is clearly indicated on the leaderboard.

### 3.3 Solution Grading

Our grading strategy differs significantly between final-answer and proof-based problems. We outline details of both approaches below. These approaches are depicted in Fig. 2 with *Parse* (answer-based) and *Human* (proof-based) branches.

**Answer-based competitions** Answer-based competitions typically allow fairly accurate automated grading by extracting the final answer from boxed and using rule-based parsing on the extracted string. However, given the small size of these competitions, *fairly* accurate parsing is not good enough, as even minor parser errors can have a disproportionate impact. To this end, we develop a custom rule-based parser that converts arbitrary  $\text{\LaTeX}$  strings into structured sympy expressions, capable of handling complex mathematical objects such as fractions, lists, and radicals. These expressions are then checked for equivalence with the ground truth answer using sympy. Since model outputs often vary in formatting, parser robustness is crucial. We implement two measures to ensure correctness.

First, we developed a GUI to support manual review of model answers, highlighting: (i) suspiciously short outputs, which may indicate truncation due to token limits, (ii) parser errors, and (iii) instances where the correct answer appears in the reasoning trace but is not successfully extracted. In the first case, if a model frequently exhibits this issue, we may consider re-running it with a different API provider, as the used provider likely limits the number of tokens per generation. In the other cases, we perform manual verification of all such flagged problems. Second, we incorporate an LLM-based judge, using the GEMINI-2.5-FLASH model, which evaluates whether the model’s final answer is semantically equivalent to the ground truth. If the parser and judge disagree, we manually inspect the model response and update the parser as needed.

**Proof-based competitions** Automated grading is currently insufficient for proof-based problems, so we rely on expert human graders for precise grading. First, as competitions typically do not publish their grading scheme, expert graders develop a structured grading scheme meant to closely resemble the one used at the actual competition, e.g., rewarding points for partial progress. Next, graders receive anonymized solutions from the selected models and grade them according to the previously developed scheme. Two independent judges grade each solution, providing not only a final score but also a justification for their decision. We refer readers to [24] for further details of the procedure.

### 3.4 Leaderboard and Post-Processing

Once model outputs have been evaluated, we perform several post-processing steps to ensure the reliability of reported results. These include leaderboard construction and statistical variance estimation.

**Leaderboard** Results are published on a public leaderboard at <https://matharena.ai>. The interface is designed for ease of use, allowing users to navigate results, inspect individual model outputs, and verify parsing and grading decisions. This enables users to qualitatively analyze the models’ performance and verify the correctness of our parser and grading process.

**Variance estimation** Due to the small size of most competitions, variance estimation is crucial for robust interpretation. We estimate variance for two key metrics: (1) model rank, important for comparative analysis, and (2) raw scores, which reflect absolute performance. To compute a confidence interval for model ranks, we use a paired permutation test to count the number of models significantly better or worse than a given model  $m_i$  at a significance level  $\alpha$ , yielding a confidence interval for its rank. Details of the test can be found in App. C. To compute a confidence interval for the accuracy, we treat each answer as a Bernoulli trial with parameter  $\hat{p}$  and compute variance as  $\hat{p}(1 - \hat{p})/N$ , where  $N$  is the number of questions.  $\hat{p}$  is estimated using model accuracy.

Table 2: The main results of our numerical answer evaluation on the latest models evaluated on all competitions. Measured cost is the average cost to run a model one time on a single competition, and accuracy is the average accuracy across all 4 competitions. Green cells denote that the model was released after the competition date. Human performance is reported for the top 1% of participants in the AIME, HMMT and SMT competitions. For BRUMO, the human performance is not available.

Model	AIME	HMMT	BRUMO	SMT	Acc (avg)	Cost (avg)
O3 (HIGH)	89.2	77.5	95.8	87.7	87.6	15.83
O4-MINI (HIGH)	91.7	82.5	86.7	88.7	87.4	1.97
GEMINI-2.5-PRO	87.5	82.5	90.0	84.9	86.2	5.78
GROK 3 MINI (HIGH)	81.7	74.2	85.0	78.8	79.9	0.32
O4-MINI (MEDIUM)	84.2	66.7	84.2	79.7	78.7	0.88
QWEN3-235B-A22B	80.8	62.5	86.7	76.9	76.7	0.29
GEMINI-2.5-FLASH (THINK)	70.8	64.2	83.3	75.5	73.5	2.90
QWEN3-30B-A3B	70.0	50.8	77.5	67.9	66.6	0.17
DEEPSEEK-R1	70.0	41.7	80.8	67.0	64.9	0.84
GROK 3 MINI (LOW)	65.0	50.8	65.8	63.7	61.3	0.11
O4-MINI (LOW)	61.7	47.5	65.8	68.9	61.0	0.36
DEEPSEEK-R1-DISTILL-32B	60.0	33.3	68.3	60.4	55.5	0.14
DEEPSEEK-R1-DISTILL-70B	55.0	33.3	66.7	60.8	54.0	0.22
DEEPSEEK-R1-DISTILL-14B	49.2	31.7	68.3	54.7	51.0	0.07
CLAUDE-3.7-SONNET (THINK)	49.2	31.7	65.8	56.6	50.8	12.71
HUMAN (TOP 1%)	84.4	66.8	N/A	77.0	N/A	N/A

## 4 Evaluation

In this section, we present our evaluation of leading LLMs on MATHARENA. We also analyze the results to investigate data contamination, performance trends over time, and confidence intervals. Details on accessing the data and code used in our experiments are provided in App. A. To facilitate open research, we release all results and raw model responses on our website <https://matharena.ai>.

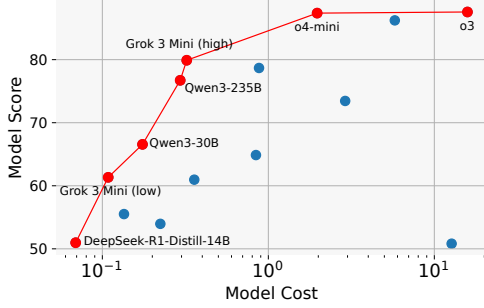
**Setup** We evaluated models on the following competitions from 2025: AIME [2, 3], HMMT [15], USAMO [22], BRUMO [4], and SMT [26]. Collectively, these competitions span 149 problems covering algebra, combinatorics, geometry, and number theory. USAMO is a proof-based competition, while the others require numerical final answers. We evaluated 30 LLMs across all competitions, incurring approximately USD 2,000 in API query costs for the experiments discussed in this paper, excluding development expenses.

### 4.1 Numerical Answer Competitions

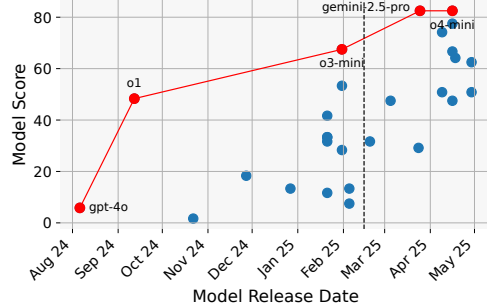
Our final-answer-based evaluation includes four competitions comprising 143 problems. We focus on non-deprecated models in this section and present full results in App. B. A model is considered deprecated once a strictly better version from the same provider is released (e.g., O3-MINI is deprecated upon the release of O4-MINI), after which it is excluded from future evaluations.

**Main results** Table 2 reports results for all non-deprecated models at the time of writing. Following the evaluation protocol described in Section 3, each model was evaluated four times per problem, with accuracy computed using the pass@1 metric and no additional inference-time strategies (e.g., majority voting). Overall, the latest models demonstrate very strong performance. The best-performing models—O3 (HIGH), O4-MINI (HIGH), and GEMINI-2.5-PRO—achieve accuracies of 87.6%, 87.4%, and 86.2%, respectively, with O4-MINI (HIGH) being significantly cheaper. These models outperform the top 1% of human participants in AIME, HMMT, and SMT, indicating their capability to solve most problems correctly and compete with the best human contestants. Among open-source models, QWEN3-235B-A22B leads, outperforming DEEPSEEK-R1 by over 10% on average.

**Cost-accuracy Pareto frontier** Fig. 3a shows the cost-accuracy Pareto frontier across all competitions. Cost reflects the money in USD needed to run a model on a full competition, averaged over all competitions. The frontier includes both closed- and open-source models from providers such as DEEPSEEK, XAI, QWEN, and OPENAI, each with at least one model on the frontier.

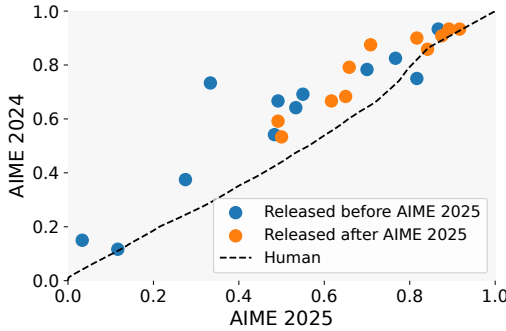


(a) Cost-Pareto frontier over all competitions

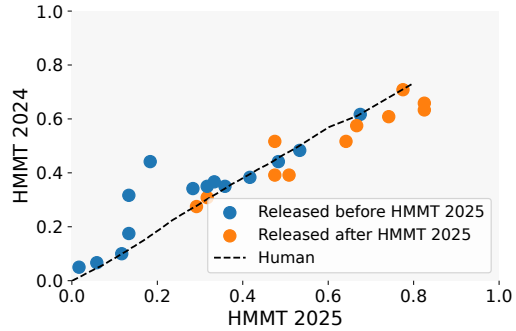


(b) Time-Pareto frontier for HMMT

Figure 3: Scores of models with respect to their release date and cost (in USD). Each dot represents a model; the red curves trace the Pareto frontier in both (a) cost vs. score for all competitions, (b) release-date vs. score for HMMT. The black dotted line indicates the release date of HMMT.



(a) Comparison between AIME 2024 and 2025



(b) Comparison between HMMT 2024 and 2025

Figure 4: Comparison between new and old competitions. The black dotted line indicates quantiles of human performance. Models above the human line are likely contaminated.

**Performance over time** Fig. 3b illustrates the model scores on HMMT 2025 as a function of time. Each dot represents a model release, and the red line denotes the Pareto frontier of accuracy over time. The dashed vertical line marks the competition date, meaning models to the left of it are guaranteed to be uncontaminated. We show similar plots for other competitions in App. B. We observe that models released before September 2024 achieved less than 10% accuracy (e.g., GPT-4o). Performance significantly improved with the release of chain-of-thought reasoning models like o1 and continued to rise with subsequent iterations.

**Data contamination of past competitions** A key aim of our study is to evaluate the reliability of model performance on older competitions, particularly AIME 2024, where contamination may have occurred. Fig. 4a and Fig. 4b compare model scores on the 2024 and 2025 versions of AIME and HMMT. The x-axis shows performance on the 2025 version, while the y-axis shows the 2024 score. The dotted line represents human performance quantiles, enabling us to account for difficulty changes between the years, as the same human quantile is expected to yield similar performance across years. Most models lie above this line on AIME with a margin of 10% – 20%, suggesting inflated performance on AIME 2024 due to data contamination. QWQ-PREVIEW-32B is a notable outlier and outperforms the expected human-aligned performance by nearly 60%, indicating extreme contamination. In contrast, the discrepancy is much smaller for HMMT, indicating more trustworthy results—likely because HMMT is less prominent and less likely to be included in training datasets.

Another possible source for contamination of a new competition is that versions of problems from the new competition may have already appeared online, either in past contests or online forums. We investigate this for AIME 2025 and HMMT 2025 using DeepResearch [23], and find that 8 problems from AIME 2025 and 1 problem from HMMT 2025 can be found online in a similar form. We find that these are mostly easier problems that do not affect the overall results, but they underscore an interesting caveat of evaluating in future competitions. Details are provided in App. B.

**Confidence intervals** Most existing benchmarks for large language models rely on large datasets, raising concerns that the variance in a single competition may be too high to yield meaningful conclusions. In contrast, small competitions are often used to evaluate human participants, indicating that they can be reliable.

Using the methodology from Section 3.4, we compute 95% confidence intervals for rank and accuracy across all competitions. Table 3 shows these intervals averaged across competition, with per-competition intervals shown in App. B. Despite the smaller size, MATHARENA can reliably differentiate between most models. Especially rank intervals are relatively small, with the top three models being O3 (HIGH), O4-MINI (HIGH), and GEMINI-2.5-PRO, all within 1.5% of each other.

**Repeating runs** As a more intuitive approach to understanding variance, we follow Abdin et al. [1] and perform repeated evaluations. Specifically, we select several representative models (O4-MINI (MEDIUM), QWEN3-30B-A3B, DEEPSEEK-R1-DISTILL-32B, and DEEPSEEK-R1-DISTILL-14B), sample 100 solutions per problem, and derive 25 score estimates per model using 4 per-problem samples as described in Section 3.4. We then fit kernel density estimates (KDEs) to these score distributions. The results show that the score distributions are sharp, validating our methodology of averaging accuracy over four runs.

**Cross-competition correlation** We additionally compute the Spearman correlation between different competitions. A high correlation indicates consistent model rankings and suggests that a single competition is representative of overall performance. AIME, HMMT, and SMT all show correlations above 97%, clearly indicating that results from one competition generalize well to other similar competitions. In contrast, BRUMO has a slightly lower correlation, going as low as 82% with HMMT. From Table 2, we hypothesize that this is likely due to BRUMO’s model scores clustering around 65% and 85%, indicating that the question difficulty is not diverse enough to distinguish between these model clusters. Despite this, the high overall correlation supports the conclusion that single-competition evaluations are generally robust.

## 4.2 Evaluating Natural Language Proofs

One of the core goals of MATHARENA is to evaluate models on proof-based math competitions, particularly the USAMO [22], IMO [9], and Putnam [21]. Of these, only USAMO 2025 has occurred at the time of writing. We conducted evaluations immediately after problem release using our procedure described in Section 3. Due to the need for time-intensive expert review of generated proofs, we limited this evaluation to the top 10 models available at the time. More details about this evaluation can be found in our previous report [24]. Per-problem results are shown in Table 4, averaged over four runs. Each problem is scored out of 7 points. While top models are competitive with elite human solvers on numerical problems, their performance on proof tasks remains limited. The top three models—GEMINI-2.5-PRO, O3, and O4-MINI—scored under 25%, far below the human median score of 15/42 (35.7%). However, comparing scores on proof-based USAMO relative to answer-based AIME is difficult because the humans who participate in USAMO all achieved a high score at AIME. All other models scored near-trivially, underscoring the current inability of LLMs to produce high-quality solutions to complex proof-based problems.

Table 3: Variance in the performance of models averaged for all competitions. 95% confidence intervals are shown for both rank and accuracy.

Model	Rank	Acc (avg)
O3 (HIGH)	1-3	87.56 $\pm$ 2.7
O4-MINI (HIGH)	1-3	87.38 $\pm$ 2.8
GEMINI-2.5-PRO	1-3	86.23 $\pm$ 2.9
GROK 3 MINI (HIGH)	4-5	79.90 $\pm$ 3.4
O4-MINI (MEDIUM)	4-6	78.68 $\pm$ 3.4
QWEN3-235B-A22B	5-6	76.72 $\pm$ 3.5
GEMINI-2.5-FLASH (THINK)	7-7	73.45 $\pm$ 3.7
QWEN3-30B-A3B	8-9	66.56 $\pm$ 3.9
DEEPSEEK-R1	8-9	64.87 $\pm$ 3.8
GROK 3 MINI (LOW)	10-11	61.34 $\pm$ 4.1
O4-MINI (LOW)	10-11	60.97 $\pm$ 4.1
DEEPSEEK-R1-DISTILL-32B	12-13	55.51 $\pm$ 4.0
DEEPSEEK-R1-DISTILL-70B	12-14	53.96 $\pm$ 4.1
DEEPSEEK-R1-DISTILL-14B	14-15	50.97 $\pm$ 4.1
CLAUDE-3.7-SONNET (THINK)	13-15	50.82 $\pm$ 4.1

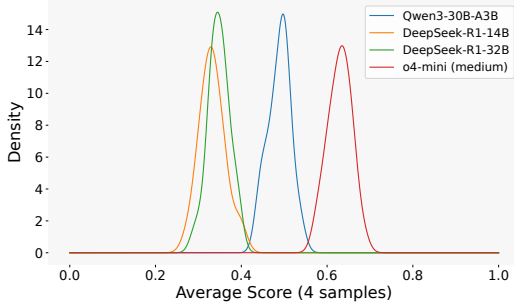


Figure 5: Distribution of the 4-sample accuracy estimates of several models for HMMT.

Table 4: Main results of our evaluation. Problems are scored out of 7 points, with the maximum possible total score being 42. Listed scores are averaged over all four runs. We measure cost in USD, and report the average score across all generations and graders for each problem.

Model	P1 (/7)	P2 (/7)	P3 (/7)	P4 (/7)	P5 (/7)	P6 (/7)	Total (/42)	Cost (avg)
GEMINI-2.5-PRO	6.5	0.0	0.1	3.5	0.0	0.0	10.1	1.56
O3	4.0	0.0	0.0	4.4	0.3	0.5	9.2	6.04
O4-MINI	6.3	0.0	0.0	1.8	0.0	0.0	8.1	0.55
DEEPSEEK-R1	0.5	0.0	0.0	1.5	0.0	0.0	2.0	0.51
GROK 3	2.0	0.0	0.0	0.0	0.0	0.0	2.0	N/A
FLASH-THINKING	1.5	0.0	0.0	0.0	0.2	0.0	1.8	N/A
CLAUDE 3.7	0.5	0.5	0.0	0.0	0.0	0.6	1.5	2.26
QWQ	1.2	0.0	0.0	0.0	0.0	0.0	1.2	0.11
O1-PRO	0.5	0.0	0.0	0.0	0.2	0.4	1.2	50.86
O3-MINI	0.5	0.1	0.0	0.0	0.0	0.2	0.9	0.28

Due to the small number of problems, the rank confidence intervals are significantly larger than for numerical competitions. Only GEMINI-2.5-PRO and O3 can be shown to be in the top 3 with 95% confidence, and the bottom 7 models are all indistinguishable from each other. Therefore, we urge caution when interpreting the results of this evaluation, and stress that only the top models should be considered significantly better than all others.

## 5 Discussion

We briefly describe the limitations and broader impact of our work.

**Limitations** There are only a limited number of annual competitions that are sufficiently challenging to serve as effective benchmarks for state-of-the-art LLMs. As a result, the size of MATHARENA remains small, leading to relatively wide confidence intervals in our results. However, we expect this to improve over time as more competitions are added, gradually reducing uncertainty. Furthermore, current state-of-the-art models already solve nearly all but the most difficult questions in answer-based competitions. This suggests that such benchmarks may soon become saturated, possibly as early as 2026. To maintain meaningful evaluations, we anticipate the need to identify or design more challenging competitions. Unlike static benchmarks, however, the dynamic nature of MATHARENA allows it to evolve alongside model capabilities, ensuring continued relevance as the field progresses.

**Broader impact** MATHARENA has already made a notable impact on the field. Several major model providers have cited MATHARENA results in their release notes, including PHI-4-REASONING [1], GEMINI-2.5-PRO [17], and GROK-3 [30]. In February, we were the first to demonstrate that the performance of reasoning-focused LLMs on older math competitions generalizes well to newer ones. Our work has gotten significant community interest, and we expect MATHARENA to remain a valuable and adaptive resource, supporting the ongoing evaluation of LLMs by keeping the benchmark both challenging and aligned with the evolving frontier of model capabilities.

## 6 Conclusion

We introduced MATHARENA, a benchmark designed to evaluate the mathematical performance of large language models (LLMs) using uncontaminated problems from human math competitions. The key insight was that such competitions generate a diverse set of challenging and naturally uncontaminated problems, making them ideal for rigorous evaluation. To support this, we developed a scalable pipeline that parses problems and answers, samples model solutions, extracts final answers, and verifies correctness. Using this framework, we evaluated 30 LLMs on 149 problems from five math competitions held in 2025. Our results show substantial progress in LLMs’ mathematical capabilities while also confirming the impact of data contamination in prior benchmarks.

## References

- [1] Marah Abdin, Sahaj Agarwal, Ahmed Awadallah, Vidhisha Balachandran, Harkirat Behl, Lingjiao Chen, Gustavo de Rosa, Suriya Gunasekar, Mojan Javaheripi, Neel Joshi, Piero Kauffmann, Yash Lara, Caio César Teodoro Mendes, Arindam Mitra, Besmira Nushi, Dimitris Papailiopoulos, Olli Saarikivi, Shital Shah, Vaishnavi Shrivastava, Vibhav Vineet, Yue Wu, Safoora Yousefi, and Guoqing Zheng. Phi-4-reasoning technical report, 2025. URL <https://arxiv.org/abs/2504.21318>.
- [2] Art of Problem Solving. 2025 aime i. Art of Problem Solving Wiki, 2025. URL [https://artofproblemsolving.com/wiki/index.php/2025\\_AIME\\_I](https://artofproblemsolving.com/wiki/index.php/2025_AIME_I). Accessed: 2025.
- [3] Art of Problem Solving. 2025 aime ii. Art of Problem Solving Wiki, 2025. URL [https://artofproblemsolving.com/wiki/index.php/2025\\_AIME\\_II](https://artofproblemsolving.com/wiki/index.php/2025_AIME_II). Accessed: 2025.
- [4] BRUMO. Brown university math olympiad 2025, 2025. URL <https://www.brumo.org/>. Accessed: 2025.
- [5] Karl Cobbe, Vineet Kosaraju, Mohammad Bavarian, Mark Chen, Heewoo Jun, Lukasz Kaiser, Matthias Plappert, Jerry Tworek, Jacob Hilton, Reiichiro Nakano, Christopher Hesse, and John Schulman. Training verifiers to solve math word problems. *CoRR*, abs/2110.14168, 2021.
- [6] DeepSeek-AI. Deepseek-r1: Incentivizing reasoning capability in llms via reinforcement learning. *arXiv preprint arXiv:2501.12948*, 2025.
- [7] Jasper Dekoninck, Mislav Balunovic, Nikola Jovanović, Ivo Petrov, and Martin Vechev. Math-construct: Challenging llm reasoning with constructive proofs. In *ICLR 2025 Workshop: VerifAI: AI Verification in the Wild*.
- [8] Epoch. Openai and frontiermath. *Epoch AI Blog*, 2024. URL <https://epoch.ai/blog/openai-and-frontiermath>.
- [9] IMO Foundation. International mathematical olympiad, 2025. URL <https://www.imo-official.org/>. Accessed: 2025.
- [10] Simon Frieder, Luca Pinchetti, Alexis Chevalier, Ryan-Rhys Griffiths, Tommaso Salvatori, Thomas Lukasiewicz, Philipp Petersen, and Julius Berner. Mathematical capabilities of chatgpt. In Alice Oh, Tristan Naumann, Amir Globerson, Kate Saenko, Moritz Hardt, and Sergey Levine, editors, *Advances in Neural Information Processing Systems 36: Annual Conference on Neural Information Processing Systems 2023, NeurIPS 2023, New Orleans, LA, USA, December 10 - 16, 2023*. URL [http://papers.nips.cc/paper\\_files/paper/2023/hash/58168e8a92994655d6da3939e7cc0918-Abstract-Datasets\\_and\\_Benchmarks.html](http://papers.nips.cc/paper_files/paper/2023/hash/58168e8a92994655d6da3939e7cc0918-Abstract-Datasets_and_Benchmarks.html).
- [11] Bofei Gao, Feifan Song, Zhe Yang, Zefan Cai, Yibo Miao, Qingxiu Dong, Lei Li, Chenghao Ma, Liang Chen, Runxin Xu, Zhengyang Tang, Benyou Wang, Daoguang Zan, Shanghaoran Quan, Ge Zhang, Lei Sha, Yichang Zhang, Xuancheng Ren, Tianyu Liu, and Baobao Chang. Omni-math: A universal olympiad level mathematic benchmark for large language models. *CoRR*, abs/2410.07985, 2024.
- [12] Elliot Glazer, Ege Erdil, Tamay Besiroglu, Diego Chicharro, Evan Chen, Alex Gunning, Caroline Falkman Olsson, Jean-Stanislas Denain, Anson Ho, Emily de Oliveira Santos, Olli Järvinen, Matthew Barnett, Robert Sandler, Matej Vrzala, Jaime Sevilla, Qiuyu Ren, Elizabeth Pratt, Lionel Levine, Grant Barkley, Natalie Stewart, Bogdan Grechuk, Tetiana Grechuk, Shreepranav Varma Enugandla, and Mark Wildon. Frontiermath: A benchmark for evaluating advanced mathematical reasoning in AI. *arXiv*, 2024.
- [13] Chaoqun He, Renjie Luo, Yuzhuo Bai, Shengding Hu, Zhen Leng Thai, Junhao Shen, Jinyi Hu, Xu Han, Yujie Huang, Yuxiang Zhang, Jie Liu, Lei Qi, Zhiyuan Liu, and Maosong Sun. Olympiadbench: A challenging benchmark for promoting AGI with olympiad-level bilingual multimodal scientific problems. In *ACL (1)*, pages 3828–3850. Association for Computational Linguistics, 2024.

- [14] Dan Hendrycks, Collin Burns, Saurav Kadavath, Akul Arora, Steven Basart, Eric Tang, Dawn Song, and Jacob Steinhardt. Measuring mathematical problem solving with the MATH dataset. In *NeurIPS Datasets and Benchmarks*, 2021.
- [15] HMMT. Hmmt 2025, 2025. URL <https://www.hmmt.org/>. Accessed: 2025.
- [16] Aaron Jaech, Adam Kalai, Adam Lerer, Adam Richardson, Ahmed El-Kishky, Aiden Low, Alec Helyar, Aleksander Madry, Alex Beutel, Alex Carney, et al. Openai o1 system card. *arXiv preprint arXiv:2412.16720*, 2024.
- [17] Koray Kavukcuoglu. Gemini 2.5: Our most intelligent ai model, March 2025. URL <https://blog.google/technology/google-deepmind/gemini-model-thinking-updates-march-2025/>. Blog post on *The Keyword*.
- [18] Chengwu Liu, Jianhao Shen, Huajian Xin, Zhengying Liu, Ye Yuan, Haiming Wang, Wei Ju, Chuanyang Zheng, Yichun Yin, Lin Li, Ming Zhang, and Qun Liu. FIMO: A challenge formal dataset for automated theorem proving. *CoRR*, abs/2309.04295, 2023.
- [19] Hamed Mahdavi, Alireza Hashemi, Majid Daliri, Pegah Mohammadipour, Alireza Farhadi, Samira Malek, Yekta Yazdanifard, Amir Khasahmadi, and Vasant Honavar. Brains vs. bytes: Evaluating llm proficiency in olympiad mathematics. *arXiv preprint arXiv:2504.01995*, 2025.
- [20] Sadegh Mahdavi, Muchen Li, Kaiwen Liu, Christos Thrampoulidis, Leonid Sigal, and Renjie Liao. Leveraging online olympiad-level math problems for llms training and contamination-resistant evaluation. *CoRR*, abs/2501.14275, 2025.
- [21] Mathematical Association of America. 2025 putnam mathematical competition, 2025. URL <https://maa.org/putnam/>. Accessed: 2025.
- [22] Art of Problem Solving. 2025 usa math olympiad, 2025. URL [https://artofproblemsolving.com/wiki/index.php/2025\\_USAMO](https://artofproblemsolving.com/wiki/index.php/2025_USAMO). Accessed: 2025.
- [23] OpenAI. Deep research, 2025. URL <https://openai.com/index/introducing-deep-research/>.
- [24] Ivo Petrov, Jasper Dekoninck, Lyuben Baltadzhiev, Maria Drencheva, Kristian Minchev, Mislav Balunović, Nikola Jovanović, and Martin Vechev. Proof or bluff? evaluating llms on 2025 usa math olympiad. *arXiv preprint arXiv:2503.21934*, 2025.
- [25] Long Phan, Alice Gatti, Ziwen Han, Nathaniel Li, Josephina Hu, Hugh Zhang, Sean Shi, Michael Choi, Anish Agrawal, Arnav Chopra, Adam Khoja, Ryan Kim, Jason Hausenloy, Oliver Zhang, et al. Humanity’s last exam. *arXiv*, 2025.
- [26] SMT. Smt 2025, 2025. URL <https://www.stanfordmathtournament.com/>. Accessed: 2025.
- [27] Haoxiang Sun, Yingqian Min, Zhipeng Chen, Wayne Xin Zhao, Zheng Liu, Zhongyuan Wang, Lei Fang, and Ji-Rong Wen. Challenging the boundaries of reasoning: An olympiad-level math benchmark for large language models. *CoRR*, abs/2503.21380, 2025.
- [28] George Tsoukalas, Jasper Lee, John Jennings, Jimmy Xin, Michelle Ding, Michael Jennings, Amitayush Thakur, and Swarat Chaudhuri. Putnambench: Evaluating neural theorem-provers on the putnam mathematical competition. *CoRR*, abs/2407.11214, 2024.
- [29] Colin White, Samuel Dooley, Manley Roberts, Arka Pal, Ben Feuer, Siddhartha Jain, Ravid Shwartz-Ziv, Neel Jain, Khalid Saifullah, Siddhartha Naidu, et al. Livebench: A challenging, contamination-free llm benchmark. *arXiv preprint arXiv:2406.19314*, 2024.
- [30] xAI Team. Grok 3 beta — the age of reasoning agents, February 2025. URL <https://x.ai/news/grok-3>. News post.
- [31] Huaiyuan Ying, Zijian Wu, Yihan Geng, Jiayu Wang, Dahua Lin, and Kai Chen. Lean workbook: A large-scale lean problem set formalized from natural language math problems. *arXiv preprint arXiv:2406.03847*, 2024.

- [32] Albert S. Yue, Lovish Madaan, Ted Moskovitz, DJ Strouse, and Aaditya K. Singh. HARP: A challenging human-annotated math reasoning benchmark. *CoRR*, abs/2412.08819, 2024.
- [33] Hugh Zhang, Jeff Da, Dean Lee, Vaughn Robinson, Catherine Wu, William Song, Tiffany Zhao, Pranav Raja, Charlotte Zhuang, Dylan Slack, et al. A careful examination of large language model performance on grade school arithmetic. *Advances in Neural Information Processing Systems*, 37:46819–46836, 2024.
- [34] Jun Zhao, Jingqi Tong, Yurong Mou, Ming Zhang, Qi Zhang, and Xuanjing Huang. Exploring the compositional deficiency of large language models in mathematical reasoning. *arXiv preprint arXiv:2405.06680*, 2024.
- [35] Kunhao Zheng, Jesse Michael Han, and Stanislas Polu. minif2f: a cross-system benchmark for formal olympiad-level mathematics. In *ICLR*. OpenReview.net, 2022.

Table 5: The full main results of our numerical answer evaluation, sorted by average score. We measure cost in USD, and report the average score across all generations for the 3 competitions.

Model	AIME	HMMT	BRUMO	SMT	Acc (avg)	Cost (avg)
O3 (HIGH)	89.2	77.5	95.8	87.7	87.6	15.83
O4-MINI (HIGH)	91.7	82.5	86.7	88.7	87.4	1.97
GEMINI-2.5-PRO	87.5	82.5	90.0	84.9	86.2	5.78
GROK 3 MINI (HIGH)	81.7	74.2	85.0	78.8	79.9	0.32
O4-MINI (MEDIUM)	84.2	66.7	84.2	79.7	78.7	0.88
O3-MINI (HIGH)	86.7	67.5	N/A	N/A	77.1	1.92
QWEN3-235B-A22B	80.8	62.5	86.7	76.9	76.7	0.29
GEMINI-2.5-FLASH (THINK)	70.8	64.2	83.3	75.5	73.5	2.90
QWEN3-30B-A3B	70.0	50.8	77.5	67.9	66.6	0.17
O3-MINI (MEDIUM)	76.7	53.3	N/A	N/A	65.0	0.92
O1 (MEDIUM)	81.7	48.3	N/A	N/A	65.0	24.06
DEEPSEEK-R1	70.0	41.7	80.8	67.0	64.9	0.84
GROK 3 MINI (LOW)	65.0	50.8	65.8	63.7	61.3	0.11
O4-MINI (LOW)	61.7	47.5	65.8	68.9	61.0	0.36
PHI-4-REASONING-PLUS	74.2	46.7	N/A	N/A	60.4	0.19
QWQ-32B	65.8	47.5	N/A	N/A	56.7	0.59
DEEPSEEK-R1-DISTILL-32B	60.0	33.3	68.3	60.4	55.5	0.14
DEEPSEEK-R1-DISTILL-70B	55.0	33.3	66.7	60.8	54.0	0.22
DEEPSEEK-R1-DISTILL-14B	49.2	31.7	68.3	54.7	51.0	0.07
CLAUDE-3.7-SONNET (THINK)	49.2	31.7	65.8	56.6	50.8	12.71
OPENTHINKER-32B	56.7	36.7	N/A	N/A	46.7	N/A
GEMINI-2.0-FLASH-THINKING	53.3	35.8	N/A	N/A	44.6	N/A
S1.1-32B	50.0	37.5	N/A	N/A	43.8	N/A
DEEPSEEK-V3-03-24	50.0	29.2	N/A	N/A	39.6	0.14
LIMO	49.2	30.0	N/A	N/A	39.6	N/A
O3-MINI (LOW)	48.3	28.3	N/A	N/A	38.3	0.34
QWQ-32B-PREVIEW	33.3	18.3	N/A	N/A	25.8	0.32
GEMINI-2.0-FLASH	27.5	13.3	N/A	N/A	20.4	0.04
DEEPSEEK-V3	25.0	13.3	N/A	N/A	19.2	0.10
GEMINI-2.0-PRO	27.5	7.5	N/A	N/A	17.5	0.40
DEEPSEEK-R1-DISTILL-1.5B	20.0	11.7	N/A	N/A	15.8	0.11
LLAMA-4-MAVERICK	22.5	8.3	N/A	N/A	15.4	0.03
GPT-4O	11.7	5.8	N/A	N/A	8.8	0.26
CLAUDE-3.5-SONNET	3.3	1.7	N/A	N/A	2.5	0.26

## A Code and Data Availability and Reproducibility

This section outlines the availability of code and data used in our benchmark. Please note that results related to the SMT competition are not yet publicly available at the request of the competition organizers, who have asked us to delay releasing them until the questions are officially published. This is expected to be completed within a few weeks.

Our code is publicly available at <https://github.com/eth-sri/matharena>. Regarding data availability, we typically publish datasets on HuggingFace at <https://huggingface.co/MathArena>. However, the SMT dataset has not yet been uploaded. Once allowed, we will release it on HuggingFace in the format consistent with our other datasets. All data is available under the CC-BY-NC-SA 4.0 license, which allows for non-commercial use and modification, provided that the original source is credited. This license was chosen after consultation with the competition organizers.

## B Additional Results

**Full main results** In Table 5 we include the complete results of our benchmark on many proprietary and open-source LLMs. We did not evaluate poorly performing models, or models that were superseded by better versions on the SMT or BRUMO competitions.

Table 7: Average accuracy per model per problem type, sorted by average score.

Model	Algebra	Combinatorics	Geometry	Number Theory
O3 (HIGH)	92.0	83.1	84.5	92.0
O4-MINI (HIGH)	94.1	84.3	81.5	92.0
GEMINI-2.5-PRO	96.3	76.2	81.0	90.9
GROK 3 MINI (HIGH)	80.3	78.5	75.0	86.4
O4-MINI (MEDIUM)	85.1	71.5	73.8	88.6
O3-MINI (HIGH)	84.4	72.4	71.1	80.0
QWEN3-235B-A22B	84.0	66.9	72.6	85.2
GEMINI-2.5-FLASH (THINK)	84.6	59.9	66.7	87.5
QWEN3-30B-A3B	73.4	50.0	66.7	79.5
O1 (MEDIUM)	67.2	61.8	59.2	75.0
O3-MINI (MEDIUM)	70.3	56.6	64.5	70.0
DEEPSEEK-R1	71.3	50.6	63.1	78.4
GROK 3 MINI (LOW)	63.3	51.7	59.5	78.4
O4-MINI (LOW)	66.5	57.0	59.5	76.1
PHI-4-REASONING-PLUS	65.6	50.0	59.2	72.5
QWQ-32B	59.4	47.4	55.3	72.5
DEEPSEEK-R1-DISTILL-32B	61.2	40.1	57.7	72.7
DEEPSEEK-R1-DISTILL-70B	60.1	37.2	54.8	76.1
DEEPSEEK-R1-DISTILL-14B	53.7	36.6	52.4	72.7
CLAUDE-3.7-SONNET (THINK)	59.0	42.4	45.8	63.6
OPENTHINKER-32B	54.7	26.3	53.9	65.0
GEMINI-2.0-FLASH-THINKING	65.6	21.1	40.8	70.0
S1.1-32B	56.2	19.7	51.3	60.0
DEEPSEEK-V3-03-24	40.6	19.7	50.0	55.0
LIMO	43.8	23.7	42.1	62.5
O3-MINI (LOW)	39.1	23.7	46.1	52.5
QWQ-32B-PREVIEW	29.7	7.9	31.6	40.0
GEMINI-2.0-FLASH	20.3	5.3	26.3	30.0
DEEPSEEK-V3	17.2	3.9	28.9	30.0
GEMINI-2.0-PRO	21.9	3.9	18.4	35.0
DEEPSEEK-R1-DISTILL-1.5B	9.4	5.3	18.4	35.0
LLAMA-4-MAVERICK	14.1	2.6	17.1	40.0
GPT-4O	4.7	0.0	10.5	27.5
CLAUDE-3.5-SONNET	1.6	0.0	3.9	5.0
OVERALL	55.6	39.3	51.3	64.6

**Domain-specific results** While the best-performing models tend to show consistent results across different competitions, their performance varies significantly across mathematical problem domains. We manually classified each problem into one of four standard high-school competition categories: Algebra, Combinatorics, Geometry, and Number Theory, as shown in Table 6. Calculus problems were grouped under Algebra, while non-standard or word-based problems were categorized under Combinatorics.

Table 6: Distribution of problem types per competition. Some problems were assigned multiple domains, as they combined concepts from more than one area.

Competition	Algebra	Comb.	Geo.	NT
AIME	9	9	8	6
HMMT FEB.	7	10	11	4
SMT	14	14	15	6
BRUMO	7	10	8	5
TOTAL	37	43	42	21

As seen in Table 7, nearly all models struggle more with combinatorial and geometric problems—domains that typically require greater creativity capabilities. In the domain of Geometry, models consistently struggle with visualizing constructions or applying synthetic reasoning. Instead, most correct solutions rely on analytical approaches—typically brute-force coordinate methods. As a result, even weaker models can solve simpler problems using these methods. However, when compared to other mathematical domains, stronger models show relatively poorer performance on

Geometry tasks, likely because the domain requires spatial intuition and reasoning that current models lack. In contrast, when problems require standard techniques or symbolic manipulation, as is often the case in Algebra and Number Theory, LLMs show significantly stronger performance.

**Confidence intervals per competition** In Table 8, Table 9, Table 10, and Table 11 we show the confidence intervals for the results of each competition using the method described in Section 3.

Table 8: Results of the BRUMO competition with 95% confidence intervals.

Model	Rank	Acc (avg)
O3 (HIGH)	1-1	95.83 $\pm$ 3.6
GEMINI-2.5-PRO	2-6	90.00 $\pm$ 5.4
O4-MINI (HIGH)	2-8	86.67 $\pm$ 6.1
QWEN3-235B-A22B	2-7	86.67 $\pm$ 6.1
GROK 3 MINI (HIGH)	2-8	85.00 $\pm$ 6.4
O4-MINI (MEDIUM)	2-9	84.17 $\pm$ 6.5
GEMINI-2.5-FLASH (THINK)	3-9	83.33 $\pm$ 6.7
DEEPSEEK-R1	3-9	80.83 $\pm$ 7.0
QWEN3-30B-A3B	6-9	77.50 $\pm$ 7.5
DEEPSEEK-R1-DISTILL-14B	10-15	68.33 $\pm$ 8.3
DEEPSEEK-R1-DISTILL-32B	10-15	68.33 $\pm$ 8.3
DEEPSEEK-R1-DISTILL-70B	10-15	66.67 $\pm$ 8.4
CLAUDE-3.7-SONNET (THINK)	10-15	65.83 $\pm$ 8.5
GROK 3 MINI (LOW)	10-15	65.83 $\pm$ 8.5
O4-MINI (LOW)	10-15	65.83 $\pm$ 8.5

Table 9: Results of the SMT competition with 95% confidence intervals.

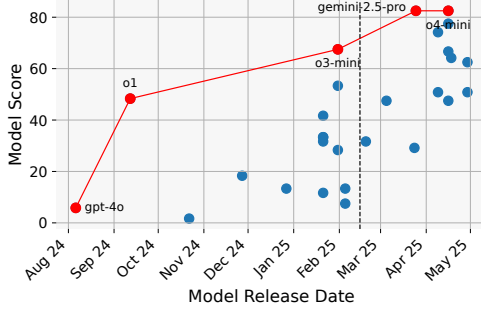
Model	Rank	Acc (avg)
O4-MINI (HIGH)	1-3	88.68 $\pm$ 4.3
O3 (HIGH)	1-3	87.74 $\pm$ 4.4
GEMINI-2.5-PRO	1-3	84.91 $\pm$ 4.8
O4-MINI (MEDIUM)	4-7	79.72 $\pm$ 5.4
GROK 3 MINI (HIGH)	4-7	78.77 $\pm$ 5.5
QWEN3-235B-A22B	4-7	76.89 $\pm$ 5.7
GEMINI-2.5-FLASH (THINK)	4-7	75.47 $\pm$ 5.8
O4-MINI (LOW)	8-11	68.87 $\pm$ 6.2
QWEN3-30B-A3B	8-11	67.92 $\pm$ 6.3
DEEPSEEK-R1	8-11	66.98 $\pm$ 6.3
GROK 3 MINI (LOW)	8-13	63.68 $\pm$ 6.5
DEEPSEEK-R1-DISTILL-70B	11-14	60.85 $\pm$ 6.6
DEEPSEEK-R1-DISTILL-32B	11-14	60.38 $\pm$ 6.6
CLAUDE-3.7-SONNET (THINK)	12-15	56.60 $\pm$ 6.7
DEEPSEEK-R1-DISTILL-14B	14-15	54.72 $\pm$ 6.7

Table 10: Results of the AIME competition with 95% confidence intervals.

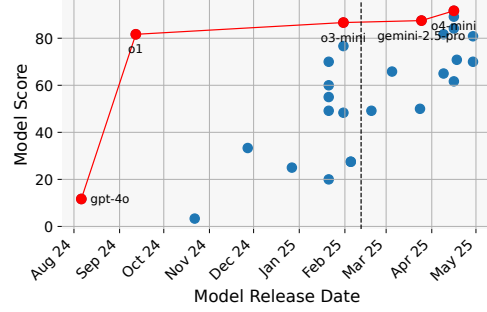
Model	Rank	Acc (avg)
O4-MINI (HIGH)	1-4	91.67 $\pm$ 4.9
O3 (HIGH)	1-5	89.17 $\pm$ 5.6
GEMINI-2.5-PRO	1-7	87.50 $\pm$ 5.9
O3-MINI (HIGH)	1-8	86.67 $\pm$ 6.1
O4-MINI (MEDIUM)	2-8	84.17 $\pm$ 6.5
GROK 3 MINI (HIGH)	3-9	81.67 $\pm$ 6.9
O1 (MEDIUM)	3-9	81.67 $\pm$ 6.9
QWEN3-235B-A22B	4-9	80.83 $\pm$ 7.0
O3-MINI (MEDIUM)	6-13	76.67 $\pm$ 7.6
PHI-4-REASONING-PLUS	9-13	74.17 $\pm$ 7.8
GEMINI-2.5-FLASH (THINK)	9-15	70.83 $\pm$ 8.1
QWEN3-30B-A3B	9-16	70.00 $\pm$ 8.2
DEEPSEEK-R1	9-16	70.00 $\pm$ 8.2
QWQ-32B	11-17	65.83 $\pm$ 8.5
GROK 3 MINI (LOW)	11-17	65.00 $\pm$ 8.5
O4-MINI (LOW)	12-20	61.67 $\pm$ 8.7
DEEPSEEK-R1-DISTILL-32B	14-20	60.00 $\pm$ 8.8
OPENTHINKER-32B	16-24	56.67 $\pm$ 8.9
DEEPSEEK-R1-DISTILL-70B	16-26	55.00 $\pm$ 8.9
GEMINI-2.0-FLASH-THINKING	16-26	53.33 $\pm$ 8.9
s1.1-32B	18-26	50.00 $\pm$ 8.9
DEEPSEEK-V3-03-24	18-26	50.00 $\pm$ 8.9
LIMO	19-26	49.17 $\pm$ 8.9
DEEPSEEK-R1-DISTILL-14B	19-26	49.17 $\pm$ 8.9
CLAUDE-3.7-SONNET (THINK)	18-26	49.17 $\pm$ 8.9
O3-MINI (LOW)	18-26	48.33 $\pm$ 8.9
QWQ-32B-PREVIEW	27-28	33.33 $\pm$ 8.4
GEMINI-2.0-FLASH	28-31	27.50 $\pm$ 8.0
GEMINI-2.0-PRO	27-31	27.50 $\pm$ 8.0
DEEPSEEK-V3	28-32	25.00 $\pm$ 7.7
LLAMA-4-MAVERICK	28-32	22.50 $\pm$ 7.5
DEEPSEEK-R1-DISTILL-1.5B	30-32	20.00 $\pm$ 7.2
GPT-4o	33-33	11.67 $\pm$ 5.7
CLAUDE-3.5-SONNET	34-34	3.33 $\pm$ 3.2

Table 11: Results of the HMMT competition with 95% confidence intervals.

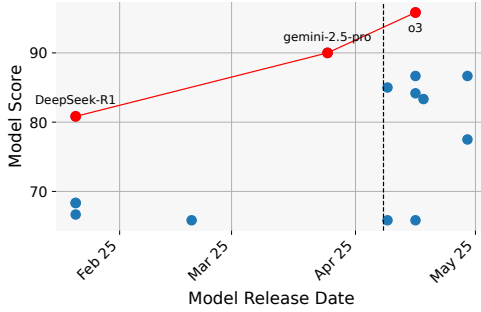
Model	Rank	Acc (avg)
O4-MINI (HIGH)	1-3	82.50 $\pm$ 6.8
GEMINI-2.5-PRO	1-3	82.50 $\pm$ 6.8
O3 (HIGH)	1-4	77.50 $\pm$ 7.5
GROK 3 MINI (HIGH)	3-6	74.17 $\pm$ 7.8
O3-MINI (HIGH)	4-8	67.50 $\pm$ 8.4
O4-MINI (MEDIUM)	4-8	66.67 $\pm$ 8.4
GEMINI-2.5-FLASH (THINK)	5-8	64.17 $\pm$ 8.6
QWEN3-235B-A22B	5-9	62.50 $\pm$ 8.7
O3-MINI (MEDIUM)	8-15	53.33 $\pm$ 8.9
QWEN3-30B-A3B	9-15	50.83 $\pm$ 8.9
GROK 3 MINI (LOW)	9-15	50.83 $\pm$ 8.9
O1 (MEDIUM)	9-16	48.33 $\pm$ 8.9
O4-MINI (LOW)	9-16	47.50 $\pm$ 8.9
QWQ-32B	9-16	47.50 $\pm$ 8.9
PHI-4-REASONING-PLUS	9-16	46.67 $\pm$ 8.9
DEEPSEEK-R1	12-19	41.67 $\pm$ 8.8
s1.1-32B	16-22	37.50 $\pm$ 8.7
OPENTHINKER-32B	16-25	36.67 $\pm$ 8.6
GEMINI-2.0-FLASH-THINKING	16-26	35.83 $\pm$ 8.6
DEEPSEEK-R1-DISTILL-70B	17-26	33.33 $\pm$ 8.4
DEEPSEEK-R1-DISTILL-32B	17-26	33.33 $\pm$ 8.4
DEEPSEEK-R1-DISTILL-14B	18-26	31.67 $\pm$ 8.3
CLAUDE-3.7-SONNET (THINK)	17-26	31.67 $\pm$ 8.3
LIMO	18-26	30.00 $\pm$ 8.2
DEEPSEEK-V3-03-24	18-26	29.17 $\pm$ 8.1
O3-MINI (LOW)	19-26	28.33 $\pm$ 8.1
QWQ-32B-PREVIEW	27-29	18.33 $\pm$ 6.9
DEEPSEEK-V3	27-31	13.33 $\pm$ 6.1
GEMINI-2.0-FLASH	27-31	13.33 $\pm$ 6.1
DEEPSEEK-R1-DISTILL-1.5B	28-32	11.67 $\pm$ 5.7
LLAMA-4-MAVERICK	28-33	8.33 $\pm$ 4.9
GEMINI-2.0-PRO	30-33	7.50 $\pm$ 4.7
GPT-4o	31-34	5.83 $\pm$ 4.2
CLAUDE-3.5-SONNET	33-34	1.67 $\pm$ 2.3



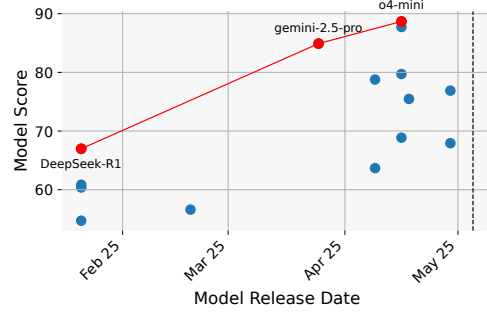
(a) Time-Pareto frontier for HMMT



(b) Time-Pareto frontier for AIME



(c) Time-Pareto frontier for BRUMO



(d) Time-Pareto frontier for SMT

Figure 6: Accuracy of models with respect to their release date and cost. Each dot represents a released model; the red curves trace the Pareto-optimal points in release-date vs. accuracy for all competitions. Black dotted lines mark the competition release dates.

**Timeline for all competitions** In Fig. 6 we show the Pareto frontiers for all competitions in function of time. The red curves trace the Pareto-optimal points in release-date vs. accuracy for all competitions. The black dotted lines mark the competition release dates.

**Data contamination of past competitions** We used DeepResearch [23] to search the internet for problems similar to those in the AIME 2025 and HMMT 2025 competitions. We found the following sources that may be similar to the problems in the AIME 2025 and HMMT 2025 competitions:

- AIME 2025 Problem 1: <https://www.quora.com/In-what-bases-b-does-b-7-divide-into-9b-7-without-any-remainder>
- AIME 2025 Problem 3: <https://math.stackexchange.com/questions/3548821/number-of-combination-of-incremental-numbers-for-a-number> (reported by Dimitris Papailiopoulos)
- AIME 2025 Problem 5: <https://math.stackexchange.com/questions/3146556/how-many-five-digit-numbers-formed-from-digits-1-2-3-4-5-used-exactly-once-a> (reported by Dimitris Papailiopoulos)
- AIME 2025 Problem 6: <https://www.wyzant.com/resources/answers/105893/isosceles-trapezoid-abcd-contains-inscribed-circle-o-the-area-of-the-trapezoid-is-510-square-centimeters-the-radius-of-the-circle-is-10-cm-find-ad>
- AIME 2025 Problem 10: <https://math.stackexchange.com/questions/1923331/how-many-different-ways-can-the-numbers-1-9-be-arranged-in-a-3x9-grid>
- AIME 2025 Problem 17: <https://math.stackexchange.com/questions/2526124/find-all-positive-integers-n-such-that-n-3-divides-n-2-27#:~:text=4e>

- AIME 2025 Problem 22: <https://math.stackexchange.com/questions/2145033/counting-all-sets-with-the-same-least-common-multiple>
- AIME 2025 Problem 25: <https://math.stackexchange.com/questions/4824833/re-visit-combinatorics-involving-3-adjacent-objects>
- HMMT 2025 Problem 15: <https://puzzling.stackexchange.com/questions/116775/the-longest-path-of-edges-on-a-3x3-grid>

## C Permutation Test for Rank Confidence Interval

**Construction confidence interval** To compute a confidence interval at significance level  $\alpha$  for a model's rank, we use pairwise comparisons between models via a paired permutation test.

For a given model  $m_i$ , we compare it to every other model  $m_j$ :

- Let  $N_{i,j}^+$  be the number of models  $m_j$  for which  $m_i$  performs significantly better.
- Let  $N_{i,j}^-$  be the number of models  $m_j$  for which  $m_i$  performs significantly worse.

Given a total of  $N$  models, the rank confidence interval for model  $m_i$  is  $[N_{i,j}^+ + 1, N - N_{i,j}^-]$ .

**Paired permutation test** A paired permutation test is a non-parametric method for testing whether two related samples have significantly different means. It requires:

- A set of paired observations:  $(x_1, y_1), (x_2, y_2), \dots, (x_n, y_n)$
- A test statistic  $T$  computed over these pairs.

The null hypothesis is that  $x_i$  and  $y_i$  are exchangeable, i.e., swapping them does not affect the test statistic in expectation.

To test this hypothesis, we generate random permutations by flipping each pair  $(x_i, y_i)$  with a probability of 50%. For each permutation, we compute the test statistic. By repeating this process many times, we create a distribution of the test statistic under the null hypothesis. We then compare the unpermuted test statistic to this distribution to determine if it is significantly different. Specifically, if the quantile of the unpermuted statistic within this distribution is less than the significance level  $\alpha$ , we reject the null hypothesis and conclude that there is a significant difference between the samples.

**Paired permutation test for rank** In our setting, each paired sample indicates the correctness of a single answer of models  $m_i$  and  $m_j$  on the same problem. For a single competition, the test statistic is the total difference in performance between the two models:

$$T((x_1, y_1), \dots, (x_n, y_n)) = \sum_{i=1}^n (x_i - y_i).$$

When aggregating performance across multiple competitions, we weight each competition equally, regardless of the number of problems it contains. This results in a weighted sum in the test statistic, where each sample is weighted by the inverse of the number of problems in its respective competition. This ensures that the total weight associated with each competition is equal. If we denote the number of problems in competition  $c$  as  $N_c$ , and  $c_i$  as the competition of problem  $i$ , the test statistic becomes:

$$T((x_1, y_1), \dots, (x_n, y_n)) = \sum_{i=1}^n \frac{(x_i - y_i)}{N_{c_i}}.$$

We can then apply the procedure described above to compute the rank confidence interval for model  $m_i$ .

## D Prompts

We provide the full set of prompts used in our evaluation below. In each prompt, `{{problem}}` is replaced with the problem statement.

### Prompt AIME 2025

Please reason step by step, and put your final answer within `\boxed{}`. The answer is an integer between 0 and 999 inclusive.

`{{problem}}`

### Prompt SMT and HMMT and BRUMO 2025

Please reason step by step, and put your final answer within `\boxed{}`.

`{{problem}}`

### Prompt USAMO 2025

Give a thorough answer to the following question. Your answer will be graded by human judges based on accuracy, correctness, and your ability to prove the result. You should include all steps of the proof. Do not skip important steps, as this will reduce your grade. It does not suffice to merely state the result. Use LaTeX to format your answer.

`{{problem}}`