

# Implicit Inversion turns CLIP into a Decoder

Antonio D’Orazio<sup>†</sup>Maria Rosaria Briglia<sup>†</sup>Donato Crisostomi<sup>\*†</sup>Dario Loi<sup>†</sup>Emanuele Rodolà<sup>\*</sup>Iacopo Masi<sup>†</sup>Sapienza University of Rome - <sup>†</sup>

OmnAI Lab



GLADIA



Figure 1: **Decoder-free text-to-image synthesis.**  $\text{CLIP}^{-1}$  inverts CLIP’s image encoder using implicit neural representations, enabling text-to-image synthesis *without any fine-tuning or dedicated generative decoder*. All samples are generated with CLIP ViT-B/32 [26], with *top* rows showing generic scene prompts and *bottom* rows illustrating complex captions from MS-COCO [18].

## Abstract

CLIP is a discriminative model trained to align images and text in a shared embedding space. Due to its multimodal structure, it serves as the backbone of many generative pipelines, where a decoder is trained to map from the shared space back to images. In this work, we show that image synthesis is nevertheless possible using CLIP alone—without any decoder, training, or fine-tuning. Our approach optimizes a frequency-aware implicit neural representation that encourages coarse-to-fine generation by stratifying frequencies across network layers. To stabilize this inverse mapping, we introduce adversarially robust initialization, a lightweight Orthogonal Procrustes projection to align local text and image embeddings, and a blending loss that anchors outputs to natural image statistics. Without altering CLIP’s weights, this framework unlocks capabilities such as text-to-image generation, style transfer, and image reconstruction. These findings suggest that discriminative models may hold untapped generative potential, hidden in plain sight.

# 1 Introduction

Text-to-image generation has progressed from a challenging research problem to a widely accessible technology, with recent models achieving photorealistic results and demonstrating remarkable creative abilities [1, 29, 24, 3]. Among these, latent diffusion models [28] currently define the state-of-the-art by relying on an encoder-decoder architecture, where the encoder maps the input text into a latent representation, and the decoder reconstructs an image from it. Foundational vision-language models like CLIP [26] are frequently utilized as text encoders [1, 37, 35], whereas the decoder is typically a diffusion model – by far the most computationally demanding stage of the pipeline.

In this paper, *we show that CLIP alone can perform text-to-image generation, without requiring a dedicated decoder*. We achieve this by inverting the CLIP vision encoder: rather than mapping an image to its latent embedding, we start from a CLIP embedding and reconstruct the corresponding image. Although prior work has attempted this through direct pixel space optimization [14, 8, 9], such approaches produce low-quality output with visible artifacts [14] or require additional training [8, 9]. In contrast, we introduce  $\text{CLIP}^{-1}$ , a *decoder-free and training-free* solution based on Implicit Neural Representations (INRs) [19]. Fig. 1 offers our results on generic scenes prompts and longer, more complex prompts from MS-COCO [18]. In practice, we first retrieve a seed, low-frequency INR whose caption is most similar to the prompt. Because this INR was pre-trained on a blurred version of its image with Adversarial Weight Perturbations (AWP) [38], its low-frequency weights are stable and provide a robust anchor. We then refine the INR layer by layer: a peaked learning-rate schedule moves from low- to high-frequency layers, progressively adding details in a coarse-to-fine manner. During refinement, we encourage on-manifold solutions by employing simple cosine losses against a style prompt and a small set of retrieved natural images, eventually resulting in more aesthetic generations. Avoiding direct pixel-space optimization, our approach naturally avoids structural artifacts and elegantly results in a coarse-to-fine generation akin to that of diffusion models.

Despite the stability of the INR backbone, inversion still suffers from CLIP’s modality gap [17, 23, 40]: text and image embeddings fall on slightly offset sub-manifolds, making the raw prompt embedding an unreliable target. We bridge this gap by seeking an optimal orthogonal transformation via Procrustes analysis [36, 21], using the  $k$  nearest caption-image pairs to align the prompt embedding with the image manifold and produce a well-conditioned target for optimization.

We benchmark our decoder-free, training-free pipeline on 10k MS-COCO [18] captions, reporting Fréchet Inception Distance (FID) [12], Inception Score (IS) [30], and CLIPSIM metric [11]. Compared with DAS [6], a concurrent decoder-free and training-free approach, our method achieves half the FID while almost doubling IS, producing noticeably crisper, more faithful images. The very same frozen model transfers zero-shot to image reconstruction, controlled image edits, and neural style transfer, confirming the versatility of the INR backbone. Ablations show that (i) adversarially robust INRs boost quality, (ii) Procrustes alignment yields sharper, more semantically aligned images, and (iii) frequency-steered optimization suppresses high-frequency artifacts.

In summary, our contribution is 3-fold.

1. **Decoder-free, training-free CLIP inversion.** We repurpose a *frozen* CLIP as a text-to-image generator by optimizing a **frequency-aware Implicit Neural Representation** instead of generating images directly. Our pipeline (i) retrieves an adversarial-robust, blur-initialized INR that anchors low-frequency content, and (ii) refines its weights with a coarse-to-fine, layer-wise schedule guided solely by CLIP losses—eliminating the need for external decoders or re-training.
2. **Modality-gap reduction with orthogonal Procrustes.** We bridge the mismatch between CLIP’s text and image sub-manifolds with a lightweight orthogonal transformation on the  $k$  nearest caption-image pairs, projecting the prompt embedding into the image manifold to stabilize inversion.
3. **Extensive empirical validation.** We extensively evaluate our pipeline, outperforming comparable prior work while demonstrating zero-shot transfer to image reconstruction, controlled edits, and neural style transfer, with ablations confirming the benefit of each component.

We publicly release all code and models to foster future research<sup>1</sup>.

---

<sup>1</sup>Code is available at [github.com/omnai-lab/implicit-inversion](https://github.com/omnai-lab/implicit-inversion).

## 2 Method

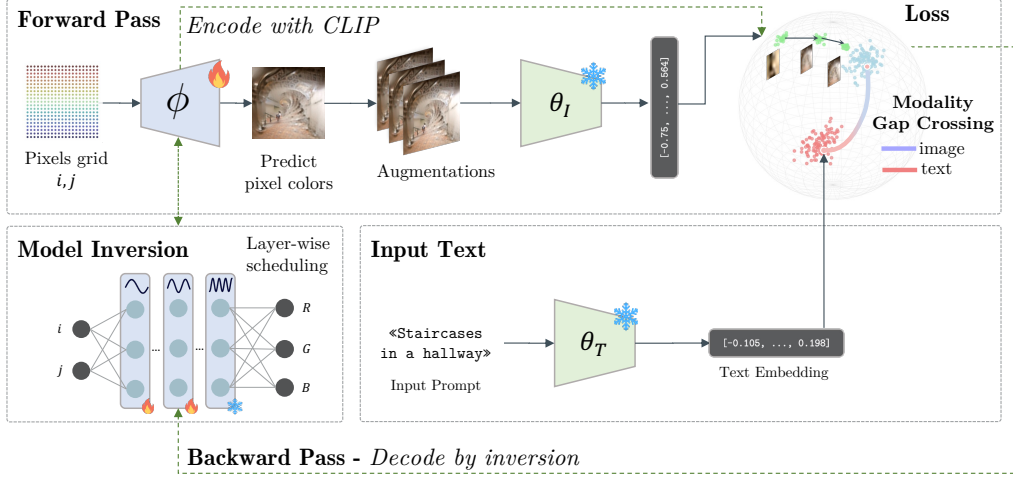


Figure 2: **CLIP<sup>-1</sup> text-to-image inversion pipeline.** The image is initially represented using an Implicit Neural Representation (INR)  $f_\phi(i, j)$ , optimizing the INR weights to match an input text prompt. The starting point for the inversion is a robust INR trained with Adversarial Weight Perturbation (AWP). The optimization updates the INR layer-wise, so that the embedding of its rendering aligns with the input text prompt embedding. The procedure includes image augmentations and CLIP embeddings averaging and projection onto the unit embedding sphere. In order to align text and image embeddings, we also apply an orthogonal Procrustes transformation to address the modality gap present in CLIP.

Given an input text prompt, our approach aims to generate images by inverting the corresponding CLIP embeddings. The pipeline consists of three main stages: (i) a *data preparation* step (performed once offline), (ii) an *initialization* step leveraging preprocessed data to retrieve a suitable starting point, (iii) an *optimization* procedure refining the initial image to match the target text.

### 2.1 Preliminaries

**Implicit Neural Representations.** INRs represent images as functions that map spatial coordinates  $(i, j)$  to RGB values  $f_\phi(i, j) = (r, g, b)$ , where  $\phi$  are the parameters of a neural network. The architecture is typically a Multilayer Perceptron (MLP), using positional encoding or frequency-aware activations for compact and efficient representation, crucial for image synthesis via iterative optimization. We adopt FINER [19], which enhances fine-detail modeling using variable periodic activations. It is based on SIREN [33], which uses the fixed-frequency activation function  $\mathbf{z}_i = \sin(\omega(\mathbf{W}_i \mathbf{z}_{i-1} + \mathbf{b}_i))$ . FINER improves adaptability by introducing an additional coefficient:

$$\mathbf{z}_i = \sin(\omega \alpha_i (\mathbf{W}_i \mathbf{z}_{i-1} + \mathbf{b}_i)), \quad \alpha_i = |\mathbf{W}_i \mathbf{z}_{i-1} + \mathbf{b}_i| + 1, \quad (1)$$

where  $\alpha_i$  dynamically adjusts local frequency based on input magnitude. We also leverage FINER’s bias initialization, which stratifies frequencies across layers, capturing low frequencies early and high frequencies deeper, leading to better convergence and reconstruction. See Fig. 7 for an illustration.

### 2.2 Data preparation

The data preparation stage is performed offline once and sets up the foundation for inversion initialization. In practice, we used images from LAION Aesthetics (a subset of LAION-5B [32]). This data serves two purposes: (i) training INRs for initializing text-to-image optimization and (ii) computing natural image CLIP embeddings to act as anchor points in the latent space.

Each image is first blurred using a Gaussian filter to suppress high frequencies, providing a smoother starting point for inversion. An INR is then trained to reconstruct the blurred image, and its weights are stored. For the  $i$ -th image, the predicted pixel values from the INR are  $f_{\phi^i}$ , with weights  $\phi^i$ . The INR images are then encoded via CLIP to obtain visual embeddings  $\theta_I(f_{\phi^i})$ . The CLIP

text embeddings  $\theta_T(\mathbf{y}^i)$  of the corresponding captions are also stored. This results in a dataset  $\mathcal{D} = \{\theta_I(f_{\phi^i}), f_{\phi^i}, \theta_T(\mathbf{y}^i)\}$ , containing CLIP image embeddings, INRs, and CLIP text embeddings for each training sample.

**Robust INR initialization.** The INR weights  $\phi^i$  can be viewed as compact embeddings of the  $i$ -th image – each uniquely capturing its content. However, small perturbations in these weights can significantly alter the reconstructed image, making them sensitive and potentially unstable for downstream tasks.

To address this, we propose a training method that improves INR weights robustness by incorporating adversarial perturbations during training. Given an INR with weights  $\phi$ , we define an adversarial weight perturbation (AWP)  $\Delta\phi \in \Omega$ , where  $\Omega$  bounds the perturbation range. The training objective is to make the model resilient to such perturbations by solving the following min-max optimization:

$$\min_{\phi} \max_{\Delta\phi \in \Omega} \mathcal{L}(f_{\phi+\Delta\phi}, \text{blur}(\mathbf{x})) , \quad (2)$$

where  $f_{\phi+\Delta\phi}$  is the perturbed INR output and  $\mathcal{L}$  is the reconstruction loss function w.r.t. the blurred target image  $\mathbf{x}$ . Unlike standard adversarial training in the input space [38], our approach perturbs only the model weights. The perturbation set is constrained by a relative norm bound  $\Omega = \{\Delta : \|\Delta\| \leq \gamma\|\phi\|\}$ , with  $\gamma$  controlling the allowed perturbation magnitude. This robust training is applied only once, during the construction of the initial INR at the inversion step  $n = 0$ . It ensures that early optimization steps do not cause the weights to drift too far from the frequency content of the initialization, improving stability during inversion. The supplementary material details the training procedure using the AWP algorithm.

### 2.3 Initialization and modality gap handling

**Inversion initialization.** In text-to-image generation, the process begins with a text prompt  $\mathbf{y}$ , which is encoded using the CLIP text encoder to obtain  $\mathbf{e}_t = \theta_T(\mathbf{y}) \in \mathbb{R}^d$ . To initialize the inversion, we search our dataset  $\mathcal{D}$  for the INR whose associated caption has the highest cosine similarity to  $\mathbf{e}_t$ . This serves as the starting point for the optimization.

**Bridging the modality gap.** CLIP aligns text and image embeddings globally, projecting them onto the unit sphere. However, local differences between modalities persist: text embeddings tend to encode abstract semantics, while image embeddings reflect concrete visual features. Directly optimizing an image to match a text embedding often causes artifacts or *textual hallucinations* – the model overfits to abstract concepts and produces unrealistic visuals [16].

To address this, we learn a local transformation to align text and image embeddings more precisely. We retrieve the  $k$  nearest neighbors of the input text embedding  $\mathbf{e}_t$  from our dataset  $\mathcal{D}$ , forming two matrices:  $\mathbf{E}_T \in \mathbb{R}^{d \times k}$ , encoding the  $k$  closest text embeddings, and  $\mathbf{E}_I \in \mathbb{R}^{d \times k}$  encoding their corresponding image embeddings. Solving the orthogonal Procrustes problem we find an orthogonal matrix  $\mathbf{R}$  that best aligns these two sets:

$$\min_{\mathbf{R}} \|\mathbf{R}\mathbf{E}_T - \mathbf{E}_I\|_F \quad \text{s.t. } \mathbf{R}^\top \mathbf{R} = \mathbf{I}, \quad (3)$$

where  $\|\cdot\|_F$  is the Frobenius norm. This procedure is performed individually for each input prompt. The resulting orthogonal matrix  $\mathbf{R}$  aligns the local structure of text embeddings with that of image embeddings. We then transform the input text embedding into the image modality as  $\mathbf{e}_{t2i} = \mathbf{R}\mathbf{e}_t$ , which becomes the target embedding for the CLIP inversion process.

### 2.4 Inverting CLIP with Implicit Neural Representations

**Text-To-Image via CLIP Inversion.** Our pipeline, shown in Fig. 2, inverts a CLIP text embedding to synthesize an image using an INR. Given a text prompt  $\mathbf{y}$ , we obtain the projected image-space embedding  $\mathbf{e}_{t2i} = \mathbf{R}\theta_T(\mathbf{y})$ . The INR  $f_\phi$  is optimized so that its output image matches  $\mathbf{e}_{t2i}$  when passed through the frozen CLIP image encoder  $\theta_I$ . This is formalized as:

$$\phi = \arg \min_{\phi} \mathcal{L}(\theta_I(f_\phi), \mathbf{e}_{t2i}) \quad \text{where} \quad \mathbf{e}_{t2i} = \mathbf{R}\theta_T(\mathbf{y}). \quad (4)$$

Here,  $\mathcal{L}$  is the cosine distance, and gradients flow from CLIP back to the INR parameters  $\phi$ .

**Layer-wise frequency optimization.** Rather than optimizing pixel values directly, we update the INR weights, leveraging FINER’s property that network layers correspond to different frequency bands.



Table 1: **MS-COCO text-to-image generation results.** FID (lower is better), CLIPSIM and IS (both higher are better), along with model sizes.

	[1] DALL-E	[24] GLIDE	[28] LDM-KL-8	[8] CLIPAG ViT	[9] EB-CLIP ViT	[9] EB-CLIP XXL	[14] CLIP-Inv ViT	[6] DAS ViT	[6] DAS Ensemble	CLIP <sup>-1</sup>
Decoder-free	×	×	×	✓	✓	✓	✓	✓	✓	✓
Tuning-free	×	×	×	×	×	×	✓	✓	✓	✓
# Train params (M)	12000	6000	1450	88	88	1200	0	0	0	0
# Tot params (M)	12000	6000	1450	150	150	846	150	150	3x150	150
FID(↓)	27.5	12.2	23.3	42.3	68.3	23.4	140.1	161.8	121.6	72.5
CLIPSIM(↑)	—	—	—	34.7	34.5	33.5	61.4	22.7	36.9	38.6
IS(↑)	17.9	—	20.03	18.7	—	—	4.8	5.7	8.36	9.5

The INR is structured as an  $L$ -layer MLP, with each layer representing a specific frequency range. To guide the optimization process, we apply Gaussian learning rate scheduling: at each iteration, we focus the optimization on a specific layer by assigning it a peak learning rate, while attenuating the rates of neighboring layers according to a Gaussian curve (see Fig. 3). This helps reconstruct coarse features before fine details, improving stability and fidelity.

**Augmentations for stable optimization.** Inspired by CLIP-Draw [7] and CLIPAG [8], we apply image augmentations such as color shifts, scaling, and shearing, while optimizing. Each augmented image is encoded with CLIP, and their embeddings are averaged and projected back onto the unit sphere:  $\mathbf{e}_i^* = \frac{1}{n} \sum_{k=1}^n \theta_I(\text{augment}(f_{\phi^k}))$ , strongly enforcing synthesized image robustness to visual distortions.

**Blending natural image priors.** To further guide generation toward realistic outputs, we incorporate information from natural images. For a given prompt  $\mathbf{y}$ , we retrieve the  $k$  most similar image embeddings from a reference dataset using cosine similarity. These are linearly combined into a blended target embedding  $\mathbf{e}_{img}^*$ , with weights given by the softmax of the similarity scores. A blending loss  $\mathcal{L}_{blend}$  then encourages the output embedding  $\mathbf{e}_i^*$  to remain close to the manifold.

**Final optimization formulation.** The complete CLIP<sup>-1</sup> optimization pipeline updates the INR parameters  $\phi$  to generate realistic images, leveraging both augmented embeddings and natural image priors, with no CLIP retraining or modification. The full procedure is:

$$\begin{cases} \text{(a)} & \mathbf{e}_i^* = \frac{1}{n} \sum_{k=1}^n \theta_I(\text{augment}(f_{\phi^k})) \\ \text{(b)} & \phi_0 = \min_{\phi} \max_{\Delta \phi \in \Omega} \mathcal{L}(f_{\phi+\Delta \phi}, \text{blur}(\mathbf{x})) \\ \text{(c)} & \phi_n = \phi_{n-1} - \nabla_{\phi} [\mathcal{L}(\mathbf{e}_i^*, \mathbf{e}_{t2i}) + \beta \mathcal{L}_{blend}(\mathbf{e}_i^*, \mathbf{e}_{img}^*)] \end{cases} \quad (5)$$

Step (a) computes the CLIP embedding from the augmented INR outputs; step (b) initializes the INR with adversarial weight perturbations to enhance robustness, and (c) updates the INR weights via backpropagation using both alignment and blending losses.

### 3 Experiments

We evaluate our decoder-free, training-free inversion pipeline across a range of tasks. We begin with text-to-image generation on MS-COCO [18], comparing against both standard generative models and prior inversion-based approaches (§3.1). Next, we demonstrate the generality of our method through zero-shot transfer to downstream tasks, including reconstruction, controlled modification, and style transfer (§3.2). Lastly, we quantify the effect of each component through an ablation study (§3.3).

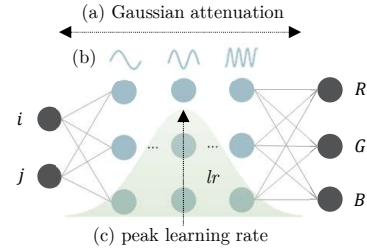


Figure 3: **Gaussian Scheduling.** Each layer represents a frequency interval (b) for  $f_{\phi}$ . The learning rate is centered on a specific layer and gradually shifted (c), decreasing with a Gaussian attenuation across neighboring layers (a).




Figure 4: **Qualitative comparison** of prior pixel-based methods against different  $\text{CLIP}^{-1}$  configurations.

### 3.1 Generator-free text-to-image synthesis

**Setting.** In text-to-image synthesis, the goal is to generate visually realistic images that are semantically aligned with a natural language description. To assess the visual fidelity of our method, we compute the Fréchet Inception Distance (FID) [12] and the Inception Score (IS) [30] over a subset of 10,000 captions from MS-COCO [18]. Since these metrics do not capture semantic alignment with the prompt, we also report CLIPSIM [11], which measures the cosine similarity between the CLIP embeddings of generated images and their corresponding captions. We compare our method against prior and concurrent decoder-free approaches, including those that require fine-tuning [8, 10] and those that do not [6, 14]. As our method requires no training or decoder, we regard tuning-free baselines as the most relevant points of comparison. For completeness, we also report results from state-of-the-art generative models that rely on both training and a dedicated decoder [1, 24, 28]. The implementation details can be found in the supplementary material.

**Results.** Table 1 reports our results alongside model sizes and architectural requirements. Among decoder-free, training-free methods,  $\text{CLIP}^{-1}$  achieves the lowest FID (72.5 vs. 161.8 for DAS-ViT [6]) and highest IS (9.5 vs. 5.7), marking a substantial improvement in visual quality. Although diffusion-based models still attain lower FID, they require orders of magnitude more parameters and full training pipelines, whereas our method uses a frozen backbone and a lightweight INR. Finally, our method achieves a CLIPSIM of 38.6, outperforming both training-free and fine-tuned baselines—except for CLIPInvert [14], whose higher CLIPSIM can be attributed to overfitting to the target embedding, as evidenced by its elevated FID and low IS. Taken together, these results indicate that Procrustes alignment and frequency-aware INR optimization effectively improve text-image consistency without modifying CLIP’s weights. Figure 4 further provides qualitative examples: compared to other training-free baselines, our generations exhibit fewer structural artifacts and sharper details, and visually approach the quality of tuned approaches [8, 9]. We also apply our pipeline in a plug-and-play fashion to tuned CLIP variants, such as CLIPAG [8] and CLIP-JEM [9], showing broader compatibility of our method with discriminatively trained models.

### 3.2 Zero-shot task generalization

To assess the versatility of our decoder-free approach, we explore several downstream tasks, demonstrating that the same inversion framework can successfully generate images in different settings without requiring task-specific modifications or additional optimization.

**Image reconstruction.** In this task, the goal is to reconstruct a given input image using our inversion pipeline. We treat the image as a target whose CLIP embedding is known, and optimize an INR to produce an output that matches this embedding. The INR is initialized from a blurred version of the image, and refined to align with the embedding of the full-resolution input, effectively operating as a decoder that recovers semantic content from latent space. Unlike text-to-image generation, this task provides a well-defined ground truth and serves as a controlled setting to evaluate inversion precision. Figure 5a shows qualitative results on both artistic and photographic inputs. Across all examples, high-level semantic content, such as facial identity or scene composition, is consistently preserved.




Figure 5: **Downstream Tasks.** (a) Recreates the input image from its corresponding CLIP encoding. (b) Alters the input image based on a specified prompt. Prompt 1: «Snowy peaceful landscape» ; Prompt 2: «Torrential rainfall, lightning bolts». (c) Applies the visual style of a reference image to the input.

Fine-grained spatial details, especially in structured regions like faces or buildings, are approximated with some distortion or shift, reflecting the inherent ambiguity of CLIP’s embedding space.

**Controlled image modification.** In this task, the goal is to modify an input image according to a natural language prompt that specifies a targeted change in content or style. The image is first encoded via an INR fitted to its original form. A text prompt is then provided to guide the modification (e.g., “snowy landscape” or “torrential rainfall”). The INR is optimized to align the CLIP embedding of the generated image with that of the prompt, while starting from the original image representation. This setup encourages localized, semantically consistent transformations without disrupting the broader structure or identity of the scene. Figure 5b shows three examples for the task. In each row, the left-most column is the original image; the next two columns show the edits for “snow” and “storm”. The road, the Great Wall, and the city keep their geometry and colour palette, while only the requested weather effects (snow cover, rain streaks, lightning) are added. This confirms that CLIP<sup>-1</sup> can act as a prompt-driven image editor, producing targeted edits without explicit masks or additional training.

**Neural style transfer.** For style transfer we supply two images: a *content* photo and a *style* reference. The content image is represented by an INR initialized to exactly reproduce the original photo; the style image is fed only through the frozen CLIP encoder. Optimization minimizes a weighted sum of two CLIP-based losses: (i) a *style loss* that pulls the INR’s embedding towards that of the reference painting, and (ii) a *content loss* (weight 0.5) that keeps the embedding close to the original photo. Figure 5c illustrates the outcome. In each case, the brush-stroke texture and overall palette of the reference painting are transferred, while object layout and scene geometry remain intact. The method therefore separates appearance from semantics without hand-crafted losses or additional training, indicating that the inversion pipeline can exploit CLIP’s latent space to disentangle style from content.

### 3.3 Ablation study


We now perform a controlled ablation over the four key components: layerwise frequency scheduling, adversarial weight perturbation (AWP), orthogonal Procrustes alignment, and the natural-image blending loss; the corresponding ablated variants are referred to as (i), (ii), (iii), (iv). We run every variant in the same 1000 captions from MS-COCO and report FID [12], CLIPSIM [11], and IS [30]; Better FID/IS and higher CLIPSIM show better perceptual realism and stronger text–image agreement, respectively. In parallel, we visualize representative generations so that the numerical shifts can be linked to visual outcomes. Additional results can be found in the supplementary material.

The ablation shows that each proposed component plays a distinct, complementary role. When the layer-wise learning-rate schedule is removed (ii) the INR is forced to optimize all frequency bands simultaneously; high-frequency layers overfit first, so fine textures emerge before the coarse layout has stabilized; the premature detail introduces stripe-like artifacts and drives FID to its worst value. Dropping AWP (iii) preserves the coarse-to-fine dynamic but does not constrain weights to remain on



Variant	FID ↓	CLIPSIM ↑	IS ↑
<i>i.</i> <b>CLIP</b> <sup>-1</sup>	<b>107.1</b>	38.8	7.7
<i>ii.</i> w/o Freq. Opt (F.O.)	185.1	30.5	7.8
<i>iii.</i> w/o AWP	121.0	43.0	7.3
<i>iv.</i> w/o F.O. w/o Proc.	111.3	46.4	<b>9.1</b>
<i>v.</i> w/o F.O. w/o Blending Loss	119.7	<b>49.5</b>	7.9

(a)




(b)

Figure 6: **Quantitative ablation study.** (a) Results on 1,000 MS-COCO captions. Lower FID is better; higher CLIPSIM and IS indicate better performance. (b) Samples for each case. Rows share the same prompt; columns show: – *i.* full model – *ii.* frequency scheduling – *iii.* AWP – *iv.* F.O. + Procrustes – *v.* F.O. + blending loss.

the manifold defined by the robust anchor, introducing neural artifacts; this allows the unconstrained result to align more closely with the caption, increasing CLIPSIM at the expense of realism (FID ↑). Similarly, eliminating the orthogonal Procrustes projection (*iv*) pushes the optimization toward the raw text embedding, i.e. slightly outside the image sub-manifold: CLIP rewards the closer alignment (CLIPSIM ↑), but the outputs become noticeably busier, with sharper outlines, cluttered details, and occasional duplicated elements. Finally, disabling the blending loss (*v*) stops the optimizer from referencing real-photo statistics; colors turn harsher and small objects appear in duplicate, which degrades FID yet inflates CLIPSIM as the model over-expresses caption tokens. In the full model (*i*), frequency scheduling suppresses glitches, AWP keeps the solution near a stable anchor, and both Procrustes and the blending loss guide the search along the natural-image manifold, trading a few points of raw caption similarity for substantially higher visual quality. The qualitative grid mirrors the numbers: (*i*) is the only variant that is simultaneously aesthetic, coherent, and semantically faithful.

Figure 7 traces a prompt through 400 inversion steps to show how the most critical components influence the optimization. Two broad patterns emerge. (*i*) Frequency scheduling governs the refinement path: when it is present (top two rows) the image is generated in a coarse-to-fine order where color appears first, then shapes, then texture; without it (rows 3 & 4) high-frequency stripes appear almost immediately and persist. (*ii*) AWP mitigates cumulative drift: when it is present (rows 1 & 3) the global scene layout stays stable throughout optimization, whereas its absence (rows 2 and 4) lets distortions and noise grow with every iteration. The variant lacking both safeguards shows the combined failure modes, underscoring their complementary roles.



«Panoramic view of a vast desert landscape at sunset with dramatic lighting and detailed dunes»

Figure 7: **Qualitative ablation.** Text-to-image synthesis of a desert landscape over 400 iterations, comparing our full method (top row) with ablations: without AWP, without frequency-based optimization, and without both.

## 4 Related work

**Image generative models.** Modern image generators fall into three broad families: GANs, diffusion models, and normalizing flows. GANs train a generator to fool a discriminator with realistic samples, a strategy refined from early DCGANs [25] to StyleGAN-T [31] and BigGAN [2]. Diffusion models begin with pure noise and iteratively denoise it back to an image; latent diffusion [28], GLIDE [24], DALL-E 2 [27] and DALL-E 3 [1] differ mainly in how they compress the signal and guide it with text. Normalizing flows (e.g., [15, 5]) learn a chain of invertible transforms so that sampling the base Gaussian and running the reverse pass yields data in a few steps. Despite these distinct mechanics, every approach relies on a latent-to-image decoder: the generator in GANs, the denoising network in diffusion, or the reverse flow in normalizing-flow models. Our work removes this requirement altogether by directly inverting a frozen discriminative encoder (CLIP).

**Model inversion.** Several recent works attempt to repurpose CLIP for image generation by inverting its embeddings. The earliest approach [14] directly optimises randomly initialised pixels to minimise the cosine distance between the CLIP embedding of the image and that of a target text prompt. GALIP [35] introduces a CLIP-conditioned GAN framework, training both a generator and discriminator to enable fast, controllable synthesis with fewer parameters and less data than large-scale diffusion models. CLIPAG [8] follows a decoder-free design but applies adversarial fine-tuning to CLIP itself to improve generation quality. This idea is further extended in EB-CLIP [9], where the generation is formulated as energy minimisation in CLIP’s joint image-text space. Concurrently with our work, DAS [6] shows that a frozen CLIP can be inverted without training by optimising at multiple spatial resolutions. Like us, DAS reveals generative priors within discriminative models, but differs by operating directly in pixel space rather than through a frequency-aware implicit representation.

**Adversarial robustness.** Adversarial training has become a core strategy for improving model robustness, with [20] introducing the first widely adopted method using input perturbations. TRADES [39] extended this by leveraging KL divergence to balance accuracy and robustness, later refined by [4] to address its asymmetry. Beyond input-space attacks, AWP [38] proposed perturbing model weights during training, improving generalisation by flattening the loss landscape. While primarily used for classification, recent work [22] suggests robust models also encode stronger generative priors.

**Image modeling with INRs.** Implicit Neural Representations model images as continuous functions that map spatial coordinates  $(i, j)$  to RGB values via a neural network, typically an MLP. To capture fine detail, they rely on frequency-aware components such as positional encodings [34] or periodic activation functions like SIREN [33]. However, fixed-frequency activations limit adaptability, motivating FINER [19], which introduces variable-periodic activations that dynamically adjust to local frequency content. We adopt FINER for its efficient representation, well-suited to our inversion task, and to mitigate the spectral bias that hampers high-fidelity reconstruction in standard INRs.

## 5 Conclusion

This work presents  $\text{CLIP}^{-1}$ , a decoder-free and training-free approach that inverts the CLIP image encoder for text-to-image synthesis using implicit neural representations (INRs). Rather than requiring a generative decoder, we show that CLIP, when combined with a frequency-aware INR and a lightweight alignment mechanism, can guide image synthesis directly from text prompts. While our results are not intended to compete with state-of-the-art generative models in absolute quality metrics, they highlight an underexplored and surprising capability: a frozen discriminative model like CLIP can be coaxed into producing coherent, semantically aligned images with no additional training or generative backbone. Moreover, the same framework supports zero-shot applications such as image reconstruction, controlled edits, and neural style transfer—all within a single unified setup. These findings open new directions for repurposing pretrained models for generation and suggest broader implications for model interpretability and robustness. That said, the current approach relies entirely on the INR and associated losses to stay close to the natural image manifold; no explicit mechanism enforces this constraint. Incorporating a projection step back onto the manifold could improve fidelity and regularisation, and presents a promising direction for future work—especially toward understanding and interpreting the structure of CLIP’s embedding space.



**Acknowledgment.** This work was supported by projects PNRR MUR PE0000013-FAIR under the MUR National Recovery and Resilience Plan funded by the European Union - NextGenerationEU and PRIN 2022 project 20227YET9B “AdVVent” CUP code B53D23012830006. It was also partially supported by Sapienza research projects “Prebunking”, “Adagio”, “Risk and Resilience factors in disadvantaged young people: a multi-method study in ecological and virtual environments”, “BEAT (Better dEep leArning securiTy)” and Seed of ERC grant “MINT.AI”. Computing was supported by CINECA cluster under project Ge-Di HP10CRPUVC, RDM HP10C7YYL2 and the Sapienza Computer Science Department cluster. The authors would like to thank Gabriele Tolomei per initial discussion of the work and for making available GPU computing when necessary.

## References

- [1] James Betker, Gabriel Goh, Li Jing, Tim Brooks, Jianfeng Wang, Linjie Li, Long Ouyang, Juntang Zhuang, Joyce Lee, Yufei Guo, et al. Improving image generation with better captions. *Computer Science*. <https://cdn.openai.com/papers/dall-e-3.pdf>, 2(3):8, 2023.
- [2] Andrew Brock, Jeff Donahue, and Karen Simonyan. Large scale gan training for high fidelity natural image synthesis. In *International Conference on Learning Representations*.
- [3] Huiwen Chang, Han Zhang, Jarred Barber, Aaron Maschinot, Jose Lezama, Lu Jiang, Ming-Hsuan Yang, Kevin Patrick Murphy, William T Freeman, Michael Rubinstein, et al. Muse: Text-to-image generation via masked generative transformers. In *International Conference on Machine Learning*, pages 4055–4075. PMLR, 2023.
- [4] Jiequan Cui, Zhuotao Tian, Zhisheng Zhong, Xiaojuan Qi, Bei Yu, and Hanwang Zhang. Decoupled kullback-leibler divergence loss. *arXiv preprint arXiv:2305.13948*, 2023.
- [5] Patrick Esser, Sumith Kulal, Andreas Blattmann, Rahim Entezari, Jonas Müller, Harry Saini, Yam Levi, Dominik Lorenz, Axel Sauer, Frederic Boesel, et al. Scaling rectified flow transformers for high-resolution image synthesis. In *International Conference on Machine Learning*, pages 12606–12633. PMLR, 2024.
- [6] Stanislav Fort and Jonathan Whitaker. Direct ascent synthesis: Revealing hidden generative capabilities in discriminative models. *arXiv preprint arXiv:2502.07753*, 2025.
- [7] Kevin Frans, L. B. Soros, and Olaf Witkowski. Clipdraw: exploring text-to-drawing synthesis through language-image encoders. In *Proceedings of the 36th International Conference on Neural Information Processing Systems*, Red Hook, NY, USA, 2022. Curran Associates Inc.
- [8] Roy Ganz and Michael Elad. Clipag: Towards generator-free text-to-image generation, 2023.
- [9] Roy Ganz and Michael Elad. Text-to-image generation via energy-based clip, 2024.
- [10] Roy Ganz, Bahjat Kawar, and Michael Elad. Do perceptually aligned gradients imply robustness? In *ICML*, 2023.
- [11] Jack Hessel, Ari Holtzman, Maxwell Forbes, Ronan Le Bras, and Yejin Choi. Clipscore: A reference-free evaluation metric for image captioning. *arXiv preprint arXiv:2104.08718*, 2021.
- [12] Martin Heusel, Hubert Ramsauer, Thomas Unterthiner, Bernhard Nessler, and Sepp Hochreiter. Gans trained by a two time-scale update rule converge to a local nash equilibrium. In *NeurIPS*, 2017.
- [13] Matthew Jagielski, Om Thakkar, Florian Tramer, Daphne Ippolito, Katherine Lee, Nicholas Carlini, Eric Wallace, Shuang Song, Abhradeep Guha Thakurta, Nicolas Papernot, et al. Measuring forgetting of memorized training examples. In *ICLR*, 2023.
- [14] Hamid Kazemi, Atoosa Chehini, Jonas Geiping, Soheil Feizi, and Tom Goldstein. What do we learn from inverting clip models? In *Neurips Safe Generative AI Workshop 2024*.
- [15] Durk P Kingma and Prafulla Dhariwal. Glow: Generative flow with invertible 1x1 convolutions. *Advances in neural information processing systems*, 31, 2018.
- [16] Victor Weixin Liang, Yuhui Zhang, Yongchan Kwon, Serena Yeung, and James Y Zou. Mind the gap: Understanding the modality gap in multi-modal contrastive representation learning. In *Advances in Neural Information Processing Systems*, pages 17612–17625. Curran Associates, Inc., 2022.
- [17] Victor Weixin Liang, Yuhui Zhang, Yongchan Kwon, Serena Yeung, and James Y Zou. Mind the gap: Understanding the modality gap in multi-modal contrastive representation learning. *Advances in Neural Information Processing Systems*, 35:17612–17625, 2022.

- [18] Tsung-Yi Lin, Michael Maire, Serge Belongie, James Hays, Pietro Perona, Deva Ramanan, Piotr Dollár, and C Lawrence Zitnick. Microsoft coco: Common objects in context. In *ECCV*, 2014.
- [19] Zhen Liu, Hao Zhu, Qi Zhang, Jingde Fu, Weibing Deng, Zhan Ma, Yanwen Guo, and Xun Cao. Finer: Flexible spectral-bias tuning in implicit neural representation by variable-periodic activation functions. In *Proceedings of the IEEE/CVF Conference on Computer Vision and Pattern Recognition*, 2024.
- [20] Aleksander Madry, Aleksandar Makelov, Ludwig Schmidt, Dimitris Tsipras, and Adrian Vladu. Towards deep learning models resistant to adversarial attacks. In *ICLR*, 2018.
- [21] Valentino Maiorca, Luca Moschella, Antonio Norelli, Marco Fumero, Francesco Locatello, and Emanuele Rodolà. Latent space translation via semantic alignment. *Advances in Neural Information Processing Systems*, 36:55394–55414, 2023.
- [22] Mujtaba Hussain Mirza, Maria Rosaria Briglia, Senad Beadini, and Iacopo Masi. Shedding more light on robust classifiers under the lens of energy-based models. In *European Conference on Computer Vision*, pages 451–468. Springer, 2024.
- [23] Marco Mistretta, Alberto Baldrati, Lorenzo Agnolucci, Marco Bertini, and Andrew D Bagdanov. Cross the gap: Exposing the intra-modal misalignment in clip via modality inversion. *ICLR 2025*, 2025.
- [24] Alexander Quinn Nichol, Prafulla Dhariwal, Aditya Ramesh, Pranav Shyam, Pamela Mishkin, Bob McGrew, Ilya Sutskever, and Mark Chen. Glide: Towards photorealistic image generation and editing with text-guided diffusion models. In *International Conference on Machine Learning*, pages 16784–16804. PMLR, 2022.
- [25] Alec Radford, Luke Metz, and Soumith Chintala. Unsupervised representation learning with deep convolutional generative adversarial networks. *arXiv preprint arXiv:1511.06434*, 2015.
- [26] Alec Radford, Jong Wook Kim, Chris Hallacy, Aditya Ramesh, Gabriel Goh, Sandhini Agarwal, Girish Sastry, Amanda Askell, Pamela Mishkin, Jack Clark, et al. Learning transferable visual models from natural language supervision. In *International conference on machine learning*, pages 8748–8763. PMLR, 2021.
- [27] Aditya Ramesh, Prafulla Dhariwal, Alex Nichol, Casey Chu, and Mark Chen. Hierarchical text-conditional image generation with clip latents. *arXiv preprint arXiv:2204.06125*, 2022.
- [28] Robin Rombach, Andreas Blattmann, Dominik Lorenz, Patrick Esser, and Björn Ommer. High-resolution image synthesis with latent diffusion models. In *Proceedings of the IEEE/CVF conference on computer vision and pattern recognition*, pages 10684–10695, 2022.
- [29] Chitwan Saharia, William Chan, Saurabh Saxena, Lala Li, Jay Whang, Emily L Denton, Kamyar Ghasemipour, Raphael Gontijo Lopes, Burcu Karagol Ayan, Tim Salimans, et al. Photorealistic text-to-image diffusion models with deep language understanding. *Advances in neural information processing systems*, 35:36479–36494, 2022.
- [30] Tim Salimans, Ian Goodfellow, Wojciech Zaremba, Vicki Cheung, Alec Radford, and Xi Chen. Improved techniques for training gans. *Advances in neural information processing systems*, 29, 2016.
- [31] Axel Sauer, Tero Karras, Samuli Laine, Andreas Geiger, and Timo Aila. Stylegan-t: Unlocking the power of gans for fast large-scale text-to-image synthesis. In *International conference on machine learning*, pages 30105–30118. PMLR, 2023.
- [32] Christoph Schuhmann, Romain Beaumont, Richard Vencu, Cade Gordon, Ross Wightman, Mehdi Cherti, Theo Coombes, Aarush Katta, Clayton Mullis, Mitchell Wortsman, et al. Laion-5b: An open large-scale dataset for training next generation image-text models. *Advances in neural information processing systems*, 2022.
- [33] Vincent Sitzmann, Julien Martel, Alexander Bergman, David Lindell, and Gordon Wetzstein. Implicit neural representations with periodic activation functions. *Advances in neural information processing systems*, 33:7462–7473, 2020.
- [34] Matthew Tancik, Pratul P. Srinivasan, Ben Mildenhall, Sara Fridovich-Keil, Nithin Raghavan, Utkarsh Singhal, Ravi Ramamoorthi, Jonathan T. Barron, and Ren Ng. Fourier features let networks learn high frequency functions in low dimensional domains, 2020.
- [35] Ming Tao, Bing-Kun Bao, Hao Tang, and Changsheng Xu. Galip: Generative adversarial clips for text-to-image synthesis, 2023.

- [36] Chang Wang and Sridhar Mahadevan. Manifold alignment using procrustes analysis. In *Proceedings of the 25th International Conference on Machine Learning*, page 1120–1127, New York, NY, USA, 2008. Association for Computing Machinery.
- [37] Zihao Wang, Wei Liu, Qian He, Xinglong Wu, and Zili Yi. Clip-gen: Language-free training of a text-to-image generator with clip. *arXiv preprint arXiv:2203.00386*, 2022.
- [38] Dongxian Wu, Shu-Tao Xia, and Yisen Wang. Adversarial weight perturbation helps robust generalization. *Advances in neural information processing systems*, 33:2958–2969, 2020.
- [39] Hongyang Zhang, Yaodong Yu, Jiantao Jiao, Eric P. Xing, Laurent El Ghaoui, and Michael I. Jordan. Theoretically principled trade-off between robustness and accuracy. In *ICML*, 2019.
- [40] Yuhui Zhang, Elaine Sui, and Serena Yeung-Levy. Connect, collapse, corrupt: Learning cross-modal tasks with uni-modal data. *ICLR 2024*, 2024.

## 6 Supplementary Material

This supplementary document expands on key aspects of our work by providing additional technical details and extended qualitative results. It is organized into six sections, each addressing a specific area that complements the main paper. Section 6.1 offers a detailed explanation of the adversarial weight perturbation (AWP) training procedure, including how the perturbation is computed and integrated into the overall training pipeline. Section 6.2 outlines the complete algorithm used for the text-to-image task. Section 6.3 describes the implementation setup, including model configurations, training parameters, and data preprocessing choices. Section 6.4 presents the best and worst 500 generations from MS-COCO prompts, the same samples used in the paper’s evaluation. Section 6.5 provides qualitative examples generated with different pre-trained ViT-B/32 models, illustrating the variability introduced by different backbone initializations. Finally, Section 6.6 includes additional qualitative results from the ablation study, offering visual comparisons that highlight the contributions of individual components. This supplementary material is intended to support reproducibility and provide a deeper insight into our methodology and experimental findings.

### 6.1 Further details on the AWP algorithm

We provide a detailed breakdown of the Adversarial Weight Perturbation (AWP) procedure and its integration into the INR training loop. Algorithm 1 outlines the core AWP mechanism: given the weights of the INR model  $\phi$  and the input coordinates  $(i, j)$  and a temporary clone  $\hat{\phi}$  is optimized to maximize the negative structural similarity index (SSIM) loss between the predicted output and a blurred version of the ground-truth image  $\mathbf{x}$ . The resulting adversarial perturbation  $\Delta\phi$  is computed, normalized, and applied to the original weights  $\phi$  to obtain the perturbed weights  $\phi_{\text{adv}}$ .

---

#### Algorithm 1: Adversarial Weight Perturbation (COMPUTE\_AWP)

---

```

1 Inputs: INR model weights  $\phi$ , input coordinates  $(i, j)$ , target image  $\mathbf{x}$ 
2  $\hat{\phi} \leftarrow \text{clone}(\phi)$  // proxy model initialization
3  $\mathcal{L}_{\text{awp}} \leftarrow -\mathcal{L}_{\text{SSIM}}(f_{\hat{\phi}}((i, j)), \text{blur}(\mathbf{x}))$  // maximize the loss
4 Optimize  $\hat{\phi}$  w.r.t.  $\mathcal{L}_{\text{awp}}$ 
5  $\Delta\phi \leftarrow \hat{\phi} - \phi$  // compute perturbation
6  $\Delta\phi \leftarrow \gamma \cdot \frac{\|\phi\|}{\|\Delta\phi\| + \epsilon} \cdot \Delta\phi$  // normalize and scale perturbation
7 Return:  $\Delta\phi$ 

```

---

Algorithm 2 illustrates the incorporation of AWP into INR training. At each iteration, adversarial perturbations are computed using Algorithm 1 and then applied to the network. The overall training loss is a weighted combination of mean squared error (MSE), SSIM, and  $\ell_1$  loss. This adversarial training scheme improves the robustness and generalization of the INR by encouraging consistency under weight-level perturbations, which are the gradients received by inverting CLIP when generating.

---

**Algorithm 2: INR Training with AWP**

---

```
1 Inputs: target image  $\mathbf{x}$ , initial weights  $\phi_0$ , input coordinates  $(i, j)$ 
2 Hyperparameters: learning rate  $\eta$ , perturbation scale  $\gamma$ , iterations  $N$ 
3 for  $k = 1, \dots, N$  do
4    $\Delta\phi \leftarrow \text{COMPUTE\_AWP}(\phi_k, (i, j), \mathbf{x})$ 
5    $\phi_{\text{adv}} \leftarrow \phi_k + \Delta\phi$  // apply perturbation
6    $f_{\phi_{\text{adv}}} \leftarrow \text{model with weights } \phi_{\text{adv}}$ 
7    $\hat{\mathbf{x}} \leftarrow f_{\phi_{\text{adv}}}((i, j))$ 
8    $\mathcal{L} \leftarrow \alpha_1 \mathcal{L}_{\text{MSE}}(\hat{\mathbf{x}}, \text{blur}(\mathbf{x})) + \alpha_2 \mathcal{L}_{\text{SSIM}}(\hat{\mathbf{x}}, \text{blur}(\mathbf{x})) + \alpha_3 \mathcal{L}_{\text{L1}}(\hat{\mathbf{x}} - \text{blur}(\mathbf{x}))$ 
9   Update  $\phi_{\text{adv}}$  via optimizer step minimizing  $\mathcal{L}$ 
10   $\phi_{k+1} \leftarrow \phi_{\text{adv}} - \Delta\phi$  // restore original weights for next iteration
11 Return: trained weights  $\phi_N$ 
```

---

## 6.2 Text-to-Image full pipeline

We optimize an implicit neural representation (INR) to synthesize an image that aligns with a given text prompt using CLIP. The procedure includes text and image retrieval, feature alignment, and iterative gradient-based optimization. Procrustes alignment and natural image constraints are enabled. Algorithm 3 shows the detailed pipeline.

---

**Algorithm 3: Text-to-Image Synthesis**

---

```
1 Input: Text prompt  $\mathbf{y}$ ,
2 Output: Synthesized image  $\mathbf{x} = f_{\phi_N}((i, j))$ 
3
4 /* Input pre-processing and alignment */
5 Encode the input prompt  $\mathbf{e}_t = \theta_T(\mathbf{y})$ 
6 Select top- $k$  matches to  $\mathbf{e}_t$  in  $\mathcal{D}$  to build  $\mathbf{E}_T, \mathbf{E}_I \in \mathbb{R}^{d \times k}$ 
7 Compute on the fly the orthogonal Procrustes rotation matrix
    $R = \min_{\mathbf{R}} \|\mathbf{R}\mathbf{E}_T - \mathbf{E}_I\|_F \quad \text{s.t. } \mathbf{R}^\top \mathbf{R} = \mathbf{I}$ 
8 Project  $\mathbf{e}_t$  to visual domain:  $\mathbf{e}_{t2i} = \mathbf{R}\mathbf{e}_t$ 
9
10 /* Retrieve Initialization: */
11 From dataset  $\mathcal{D}$ , retrieve image embedding  $\theta_I(\hat{\mathbf{x}})$  of  $\hat{\mathbf{x}}$  with caption closest to  $\mathbf{e}_{t2i}$ 
12 Initialize INR weights  $\phi_0 \leftarrow \text{INIT\_INR\_AWP}(\hat{\mathbf{x}})$ —see Algorithm 2
13
14 /* Natural Image Constraints: */
15 Retrieve top- $k$  natural images  $\{\mathbf{x}_j^*\}$  near  $\mathbf{e}_t$  in CLIP space
16 Encode them to features  $\{\mathbf{e}_{img,j}^*\}$ 
17 Store the similarity to the input prompt  $w_j = \text{CLIPSIM}(\mathbf{x}_j^*, \mathbf{e}_t)$ 
18 Compute weighted average:  $\mathbf{e}_{img}^* = \sum_j w_j \mathbf{e}_{img,j}^*$  where  $w_j$  are normalized w/ softmax
19
20 /* Optimizer Setup: */
21 Initialize layer-wise optimizers with Gaussian learning rates (peak is  $\gamma$ ) over INR depth.
22 Schedule shifting of Gaussian center every  $k$  steps
23
24 for  $i = 1$  to  $T$  do
25   if learning rate schedule triggers then
26     Shift Gaussian center layer
27   Encode via CLIP the augmentations of the rendered INR:
28
29   
$$\mathbf{e}_i^* = \frac{1}{n} \sum_{k=1}^n \theta_I(\text{augment}(f_{\phi^k}))$$

30
31   Compute total loss:  $\mathcal{L}(\mathbf{e}_i^*, \mathbf{e}_{t2i}) + \beta \mathcal{L}_{\text{blend}}(\mathbf{e}_i^*, \mathbf{e}_{img}^*)$ 
32   Update  $\phi$ :
33
34   
$$\phi_n = \phi_{n-1} - \nabla_{\phi} [\mathcal{L}(\mathbf{e}_i^*, \mathbf{e}_{t2i}) + \beta \mathcal{L}_{\text{blend}}(\mathbf{e}_i^*, \mathbf{e}_{img}^*)]$$

35
36 Return: Final image  $\mathbf{x} = f_{\phi_N}((i, j))$ 
```

---

### 6.3 Implementation details

#### 6.3.1 INR parameters and initialization

We initialize our implicit neural representations (INRs) with `in_features = 2` and `out_features = 3`, using five hidden layers of 256 units each. Sinusoidal parameterization is applied with `first_omega = 25` and `hidden_omega = 25` to enable high-frequency signal modeling. Training is performed using the Adam optimizer with a learning rate of  $1 \times 10^{-4}$ , and a cosine annealing schedule via `torch.optim.lr_scheduler.CosineAnnealingWarmRestarts` with a restart period of 100 iterations.

We apply Adversarial Weight Perturbation (AWP) using a proxy optimizer with the same learning rate and a perturbation strength of  $\alpha = 0.01$ . The ground-truth image  $\mathbf{x}$  is preprocessed using a Gaussian blur with `kernel_size = 101` and  $\sigma \in (10.0, 20.0)$  to provide a smoother supervision signal.

The training loss combines mean squared error (MSE), structural similarity (SSIM), and  $\ell_1$  reconstruction loss, weighted, respectively, by  $\alpha_1 = 0.85$ ,  $\alpha_2 = 0.25$ , and  $\alpha_3 = 0.25$ .

#### 6.3.2 Text-to-image inversion parameters

Our method is built upon a *ViT-B/32* backbone initialized with the default OpenAI weights. We perform 400 inversion steps using the *AdamW* optimizer (without *AMSGrad*) and a learning rate of  $2 \times 10^{-4}$ . During INR optimization, we employ a Gaussian scheduling strategy focused on layers  $[0, 1, 2]$ , with gradient norm clipping thresholds set to  $[1.0, 0.5, 0.2]$  respectively. This schedule is refreshed every 70 iterations to preserve both stability and optimization efficiency over time.

The loss function incorporates hyperparameters  $\beta = 0.5$  and  $k = 8$ , balancing the trade-offs between reconstruction fidelity and robustness. To promote generalization, we apply data augmentation by generating 32 variations per input sample. For spatial alignment, we use Orthogonal Procrustes analysis over the nearest  $p = 256$  elements. Following Stable Diffusion [13], we guide the CLIP inversion process by appending auxiliary textual prompts that explicitly describe desired image characteristics. This strategy improves the fidelity and perceptual quality of the generated outputs.

The complete text-to-image synthesis pipeline executes in approximately *1 minute* and *18 seconds* on a single NVIDIA RTX 4060. The entire process requires around *3200MiB* of VRAM.



#### 6.4 Best vs. Worst MS-COCO generations

To qualitatively assess model’s performance, this section presents the 500 highest and 500 lowest scoring generations based on CLIP Score, using prompts from the MS-COCO captions dataset. Fig. H shows the best generations that achieved CLIP scores between 45.5 and 53.9 (mean: 47.2). Fig. I shows the worst, ranging from 23.0 to 32.2 (mean: 30.6). These examples illustrate the range of output quality, from strong semantic alignment to notable failure cases.




Figure H: **Best generations on MS-COCO prompts.** CLIP Score ranging from 45.5 to 53.9 (mean: 47.2)






Figure I: **Worst generations on MS-COCO prompts.** CLIP Score ranging from 23.0 to 32.2 (mean: 30.6)



## 6.5 Qualitative samples under different CLIP models





Figure J: Qualitative comparison of additional samples extending Figure 4 in the main paper.

## 6.6 Qualitative samples of the ablation study



**Left:** CLIP<sup>-1</sup> Ablation Rows 1-10

**Right:** CLIP<sup>-1</sup> Ablation Rows 11-20

Figure K: **Ablation Study** additional samples of the ablation study shown in Figure 6 of the main paper.