

---

# ER-REASON: A Benchmark Dataset for LLM-Based Clinical Reasoning in the Emergency Room

---

Nikita Mehandru  
University of California, Berkeley  
nmehandru@berkeley.edu

Niloufar Golchini  
University of California, Berkeley  
ngolchini@berkeley.edu

Travis Zack  
University of California, San Francisco  
travis.zack@ucsf.edu

David Bamman  
University of California, Berkeley  
dbamman@berkeley.edu

Melanie Molina\*  
University of California, San Francisco  
Melanie.Molina@ucsf.edu

Ahmed Alaa\*  
UC Berkeley and UCSF  
amalaa@berkeley.edu

## Abstract

Large language models (LLMs) have been extensively evaluated on medical question answering tasks based on licensing exams. However, real-world evaluations often depend on costly human annotators, and existing benchmarks tend to focus on isolated tasks that rarely capture the clinical reasoning or full workflow underlying medical decisions. In this paper, we introduce ER-REASON, a benchmark designed to evaluate LLM-based clinical reasoning and decision-making in the emergency room (ER)—a high-stakes setting where clinicians make rapid, consequential decisions across diverse patient presentations and medical specialties under time pressure. ER-REASON includes data from 3,984 patients, encompassing 25,174 de-identified longitudinal clinical notes spanning discharge summaries, progress notes, history and physical exams, consults, echocardiography reports, imaging notes, and ER provider documentation. The benchmark includes evaluation tasks that span key stages of the ER workflow: triage intake, initial assessment, treatment selection, disposition planning, and final diagnosis—each structured to reflect core clinical reasoning processes such as differential diagnosis via rule-out reasoning. We also collected 72 full physician-authored rationales explaining reasoning processes that mimic the teaching process used in residency training, and are typically absent from ER documentation. Evaluations of state-of-the-art LLMs on ER-REASON reveal a gap between LLM-generated and clinician-authored clinical reasoning for ER decisions, highlighting the need for future research to bridge this divide.

**Benchmark and code:** <https://github.com/AlaaLab/ER-Reason>

## 1 Introduction

Large language models (LLMs) have shown significant promise in clinical applications. Recent studies have demonstrated that LLMs not only encode substantial clinical knowledge [1], but also exhibit the ability to perform diagnostic and treatment tasks when provided with curated patient information [2–5]. However, it remains unclear whether LLMs can *reason* about real-world patient cases in the same way clinicians do. Real-world clinical reasoning involves synthesizing information from a patient’s longitudinal clinical history, selecting appropriate investigations, integrating relevant clinical guidelines,

\*Equal contribution.

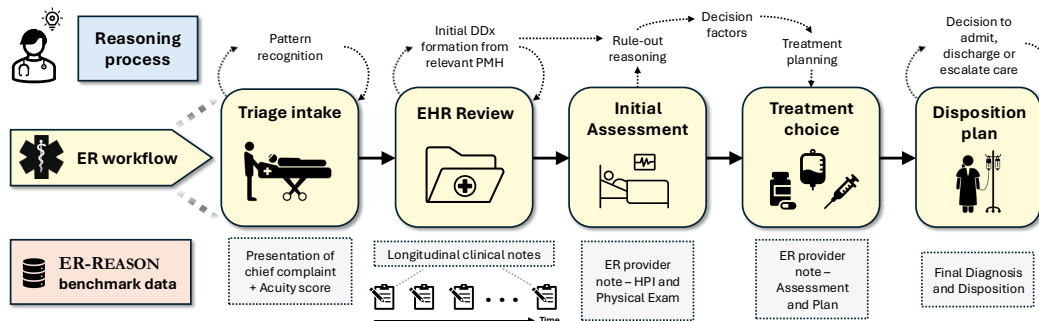


Figure 1: **Overview of the ER-REASON benchmark.** The benchmark consists of de-identified, longitudinal clinical notes spanning a wide range of document types, including discharge summaries, progress notes, History and Physical exams, consult notes, imaging reports, and ER provider notes. The dataset covers key stages of the ER workflow—triage intake, initial assessment, treatment selection, disposition plan, and final diagnosis. Each stage of the workflow involves different physician decisions and assessments alongside the underlying rationale.

and systematically ruling out and ranking differential diagnoses. Crucially, this reasoning must be conducted using documentation that is often incomplete, noisy, and temporally fragmented—conditions that differ substantially from the curated clinical vignettes often used in LLM evaluation.

Early benchmark datasets for evaluating LLMs in medicine have primarily relied on multiple-choice questions from medical licensing exams such as the USMLE [6]. These benchmarks feature curated clinical vignettes with simplified patient contexts and unambiguous answer choices that map directly to diagnostic or treatment decisions. However, they fall short of capturing the complexity and ambiguity inherent in real-world clinical decision-making. As noted in [7, 8], such toy benchmarks generally lack *construct validity*—that is, they do not adequately represent the real-world clinical workflows and decision-making scenarios in which LLMs are expected to assist in patient care.

To improve the validity of medical LLM benchmarks, several recent efforts have sought to move beyond traditional medical question answering tasks. These include interactive evaluation platforms such as MedArena<sup>1</sup> and real-world electronic health record (EHR) benchmarks such as MedHELM<sup>2</sup> and EHRSHOT [9, 10]. While these benchmarks represent progress, they typically consist of fragmented tasks that do not capture end-to-end clinical workflows and often lack detailed, context-specific documentation of the clinician reasoning processes underlying patient care. This gap exists in part because clinical reasoning generally relies on tacit knowledge, training, and professional judgment—elements that are rarely captured explicitly in EHR documentation. As more advanced LLMs designed for complex reasoning emerge—such as Deepseek-R1 [11], OpenAI o1 [12], and o3-mini [13]—there is a need for new benchmark datasets that enable rigorous evaluation of the ability of LLMs to emulate clinician reasoning underlying decision-making in realistic, context-rich clinical settings.

**Contribution.** In this paper, we introduce ER-REASON, a benchmark designed to evaluate LLM-based clinical reasoning and decision-making in the emergency room (ER). The ER provides a unique setting for evaluating LLMs for multiple reasons. First, emergency physicians must make rapid, high-stakes decisions based on fragmented, heterogeneous clinical documentation—a setting where LLMs could support clinicians by synthesizing and contextualizing disparate sources of information. Second, ER decision-making follows a structured workflow that involves multiple interdependent stages—triage, assessment, treatment, and disposition—each influenced by both patient-specific factors and systemic constraints such as hospital capacity and acuity levels [14]. Third, unlike some other clinical settings, ER provider notes often contain explicit justifications for diagnostic and treatment choices. Due to the episodic nature of emergency care, clinicians adopt a “worst-first” approach that prioritizes the exclusion of life-threatening conditions over comprehensive care, and must clearly communicate their reasoning to downstream providers [15, 16]. The ER provider note thus serves as a communication tool that reflects clinical reasoning, including which differential diagnoses were considered, which were ruled out, and the rationale behind key decisions. However, due to the intense pace and workload of the ER, these notes can also under-document the full scope of clinician reasoning [17].

<sup>1</sup><https://medarena.ai/>

<sup>2</sup><https://crfm.stanford.edu/helm/medhelm/latest/>

ER-REASON captures the full trajectory of patients in the ER of a large academic medical center, with data reflecting the unique characteristics of ER care described above. The benchmark includes:

- **Data from 3,984 patients**, comprising **25,174 de-identified, longitudinal clinical notes** across a range of document types, including discharge summaries, progress notes, history and physical exams (H&Ps), consult notes, imaging and echocardiography reports, and ER provider notes.
- **LLM evaluation tasks aligned with key stages of the ER workflow**, including triage intake, EHR review, initial assessment, diagnostic and treatment selection, disposition, and final diagnosis. Each task is grounded in realistic input derived from the patients’ longitudinal clinical documentation.
- **Annotations capturing clinical reasoning behind decision-making at each stage of the ER workflow**. In addition to the clinical rationales documented in ER provider notes, the benchmark includes **72 expert-authored rationales by practicing ER attending and resident physicians**, with annotations of the reasoning processes that mimic the teaching process used in residency training.

The term “clinical reasoning” is often used ambiguously or imprecisely in the literature. In this paper, we define clinical reasoning as the *underlying rationale for a physician’s diagnostic or treatment decisions*. Put simply, it is the cognitive process by which clinicians synthesize patient information and apply medical knowledge to construct a mental representation of the case to determine an appropriate course of action [18]. Accordingly, an LLM demonstrates strong clinical reasoning not only when it reaches the same decisions as a physician, but when it does so using a similar line of reasoning.

## 2 Related Work

**Benchmarks for evaluating LLMs in medicine.** A growing body of research has sought to develop benchmarks for evaluating LLMs in medical applications. Most early efforts focused on developing stylized benchmarks based on multiple choice question answering (QA) from medical licensing exams. Examples of such benchmarks include MedQA [6] and PubMedQA [19], which assess factual recall and basic clinical knowledge. However, there has been a growing realization that these benchmarks do not capture true clinical utility [8]. To better assess LLM performance in real-world settings, EHRSHOT [10] incorporates EHR data to evaluate clinical documentation, summarization, and treatment recommendation tasks. Interactive platforms such as MedArena<sup>3</sup> allow for multi-turn dialogue evaluations and head-to-head model comparisons. Despite these advancements, most existing benchmarks emphasize the “what” of clinical decisions—what tests were ordered, what diagnoses were given, what treatments were prescribed—while largely neglecting the “why”: the underlying clinical reasoning tied to the patient context and the broader workflow in which care is delivered.

Table 1: Comparison between benchmark datasets for clinical LLMs.

Benchmark	# of Patients	Note Types	# of Notes	Clinical Setting	Reasoning
<b>ER-REASON</b>	3,984	Discharge Summary, Progress, Consult, H&P, Imaging, Echo, ECG, ED Provider	25,174	ER	Yes
DiRECT [20]	–	Free-text, SOAP-style notes	511	Hospital & ICU	Yes
Xie et al. [21]	217k	Free-text notes, vital signs	–	ER	No
MC-BEC [22]	63k	Radiology reports	–	ER	No
DR. BENCH [23]	–	Progress Notes	603	ICU	Yes
HiRID-ICU [24]	33,905	EHR codes, vital signs	–	ICU	No
PROBSUM [25]	–	Progress notes	1k	Hospital	No
EHRSHOT [10]	6,739	Tabular EHR data	None –	Hospital	No
MEDALIGN [26]	276	Structured EHR data	983 instructions (303 with responses)	Mixed inpatient and ambulatory	No

**Benchmarks for LLM-based clinical reasoning.** A small number of recent benchmarks have begun to focus explicitly on evaluating clinical reasoning in LLMs. DiReCT [20] provides a dataset aimed at evaluating LLMs on their ability to reason through clinical notes to reach a diagnosis, but it only covers a limited subset of disease categories and does not capture the broader scope of reasoning that clinicians engage in, particularly in real-time environments like the ER. Similarly, Dr.Bench [23] covers six tasks built from ten public datasets, but these are centered around reasoning in the context of clinical text understanding and diagnosis without being grounded in a real-world clinical workflow.

<sup>3</sup><https://medarena.ai/>

ER-REASON differs from DiReCT and Dr.Bench in several key ways. First, it is designed to mirror the full trajectory of a patient’s journey in the ER along the entire ER workflow. This allows the benchmark to capture a wide range of clinically relevant reasoning tasks under realistic decision-making conditions—including initial differential diagnoses, rule-out reasoning, identification of key decision factors, and treatment planning. In contrast to benchmarks that focus narrowly on diagnostic outcomes, ER-REASON captures stage-by-stage clinical reasoning throughout the care process. Moreover, a unique aspect of the ER setting compared to other forms of care is that it involves provider notes that naturally reflect elements of clinical reasoning. To further support fine-grained evaluation, we also collected structured annotations of reasoning steps for a subset of patient cases.

The data in ER-REASON also depart from widely used clinical datasets such as MIMIC-III [27], MIMIC-IV [28], and eICU [29], which primarily focus on intensive care unit (ICU) or inpatient hospital settings and emphasize structured data sources—such as vital signs, laboratory values, and medication records. While valuable for certain predictive modeling tasks, these datasets offer limited insight into clinical reasoning due to their minimal inclusion of unstructured text. As highlighted by prior work [10], a key limitation of structured-data-focused benchmarks is their inability to capture the narrative context and decision-making rationale typically recorded in free-text clinical documentation. Different variants of the MIMIC dataset include a substantial amount of free-text clinical documentation, but are limited by annotation gaps, inconsistent linking of patient records across time, and task ambiguity. In contrast, ER-REASON contains longitudinal unstructured notes and incorporates a diverse range of note types—such as imaging reports, echocardiography findings, and ER provider notes—annotations of both clinical decisions and their underlying rationales [25].

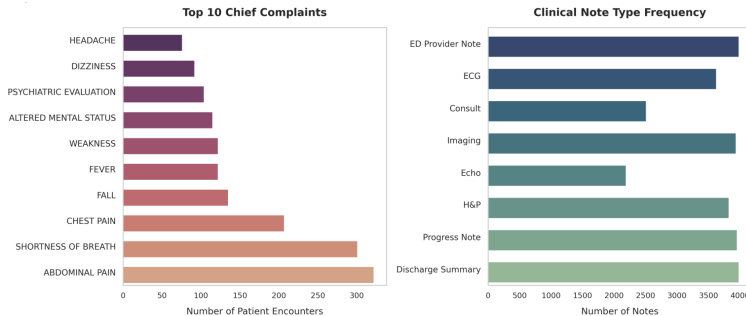


Figure 2: Distribution of the top ten chief complaints (left) and distribution of note types in ER-REASON (right).

### 3 ER-REASON: A Benchmark for LLM-Based Clinical Reasoning in the ER

ER-REASON is designed to mirror the full trajectory of patient care in the ER, with evaluation tasks that cover key stages of the real-world ER workflow: triage intake, EHR review, diagnostic reasoning, disposition planning, and final diagnosis. Each task is based on de-identified, real-world patient data and designed to evaluate different aspects of clinical reasoning as they naturally occur in the ER.

#### 3.1 Longitudinal Clinical Notes

The ER-REASON dataset consists of longitudinal clinical notes of patients visiting the ER of a large academic medical center from March 1, 2022, and March 31, 2024. In total, our dataset spans 3,437 patients across 3,984 ER encounters, and encompasses 25,174 de-identified clinical notes. Each patient encounter contains multiple note types, such as discharge summaries, progress notes, history and physical examination (H&P), consults, echocardiogram reports, electrocardiogram (ECG) reports, imaging notes, and ED provider notes. On average, there are seven notes per encounter. Unlike standardized note formats such as SOAP (subjective, objective, assessment, and plan) [20], the diversity and unstructured nature of these notes present additional complexity for reasoning tasks.

In terms of clinical presentation, the dataset includes 395 unique chief complaints, reflecting the broad variability of symptoms in the ER. The most frequent complaints include abdominal pain, shortness of breath, and chest pain—conditions that consistently demand urgent evaluation and require nuanced clinical reasoning. Figure 2 summarizes the top ten chief complaints in our dataset and the distribution

of note types across all our patient encounters, with the most common being discharge summaries, ED provider notes, imaging reports, and progress notes. These notes span a wide range of specialties and care stages, capturing the full context necessary for effective longitudinal reasoning.

For each admitted ER patient, we include clinical notes from their previous hospital encounter, and thus capture the complexity and temporal progression of patient care across multiple visits. There are on average seven notes per encounter. To our knowledge, this is the first publicly released dataset providing longitudinal, multi-encounter clinical notes for ER patients to enable evaluation of LLMs on realistic clinical reasoning tasks. All clinical notes in the ER-REASON dataset were de-identified in accordance with HIPAA Safe Harbor standards to protect patient privacy and were approved by the institutional compliance. By providing multi-encounter documentation with heterogeneous note types, ER-REASON offers a realistic benchmark for evaluating LLMs in emergency medicine.

### 3.2 Data Annotation

While elements of clinical reasoning are occasionally documented in ER notes, they are often incomplete or inconsistently recorded. To address this documentation gap, we collected 72 expert-authored rationales from emergency medicine residents and attending physicians. Each clinician provided detailed, step-by-step explanations capturing their core clinical reasoning process, specifically the rule-out reasoning, relevant medical factors, and treatment planning for the given ER patient. This study was approved by our Institutional Review Board (IRB), and all participants were compensated for their time. To support structured data collection, we developed a custom application that guided participants through a sequential workflow designed to mirror their real-world reasoning process.

### 3.3 Benchmark Tasks

In this section, we describe the evaluation tasks that comprise the ER-REASON benchmark. The benchmark consists of five tasks, each corresponding to a distinct stage of the ER workflow, as illustrated in Fig. 1. For each task, the input to the LLM consists of longitudinal clinical notes for a specific patient, and the outputs include clinical decisions or assessments—along with rationales for those decisions in selected stages. Clinical reasoning is captured both implicitly, through the coherence of decisions across stages (e.g., how earlier assessments inform later choices), and explicitly, through documented rationales that articulate the reasoning behind key clinical actions.

#### 3.3.1 Stage 1 (Triage Intake): ER Acuity Assessment Task

**Task definition.** The first stage of the ER workflow is *triage intake*, a critical process in which patients are rapidly evaluated and prioritized according to their illness severity. Triage intake ensures that high-risk patients receive timely care while maintaining overall departmental efficiency. The initial task in ER-REASON models this stage by assessing the capability of LLMs to determine patient acuity. This task simulates real-time clinical reasoning that occurs before a full diagnostic workup is available.

##### *Task 1: ER Acuity Assessment*

- **Inputs:** The inputs to the LLM at this stage are sparse initial patient intake information, including the chief complaint, vital signs, and demographic features.
- **Target:** Emergency Severity Index (ESI) scores ranging from 1 (critical) to 5 (non-urgent).
- **Relevant reasoning capabilities:** Pattern recognition, Rule Out Worst-Case Scenario (ROWS), and common heuristics based on red flag symptoms or anchoring on prominent symptoms.

**Evaluation metric.** Performance on this task is evaluated by measuring the accuracy of ESI scores predicted by LLMs against the scores assigned by ER physicians during actual patient admissions.

#### 3.3.2 Stage 2 (EHR Review): Patient Case Summarization Task

**Task definition.** The second step in the ER workflow is *EHR review*, where the ER physician reviews a patient’s medical record to create a concise “one-liner” summary for the new ER patient. Often, the physician focuses on the patient’s most recent discharge summary, as it is one of the most comprehensive sources of past medical history. The physician must prioritize relevant information from the patient’s medical history based on the current chief complaint. For example, a patient presenting with chest pain might prompt the physician to focus on prior cardiac-related clinical information in the

most recent discharge summary. Models are evaluated on their ability to extract and summarize key details from the hospital discharge notes that encode relevant and actionable information.

**Task 2: Patient Case Summarization**

- **Inputs:** Discharge note and current chief complaint
- **Target:** One-line summary of a patient case.
- **Relevant reasoning capabilities:** Information gathering and abductive reasoning.

**Evaluation metric.** We use ROUGE (Recall-Oriented Understudy for Gisting Evaluation) and F1 metrics to assess LLM-based one-liner patient summaries compared to those generated by ER physicians.

### 3.3.3 Stages 3 & 4 (Initial Assessment & Treatment Choice): Treatment Planning Task

**Task definition.** The third and fourth stages of the ER workflow are closely intertwined. During this phase, the ER physician conducts an initial assessment of the patient to develop their differential diagnoses, identifying medical factors that inform decision-making, followed by forming diagnostic and treatment plans. This is where clinical reasoning is most critical. Accordingly, in the treatment planning task, we evaluate not only the agreement between the model-generated treatment plans and those proposed by physicians (Stage 4), but also the similarity in the step-by-step diagnostic reasoning process that precedes them (Stage 3). Specifically, we assess the model along three dimensions:

- **Rule-out Reasoning:** Does the model correctly enumerate plausible diagnoses based on the patient history and current presentation?
- **Medical Factors:** Does the model identify appropriate labs, imaging, or diagnostic steps to confirm or rule out differential diagnoses?
- **Treatment Planning:** Does the model propose a clinically sound management plan, including immediate interventions in the ER and a preliminary treatment plan?

**Task 3: Treatment Planning Task**

- **Inputs:**
  - All available EHR notes (past medical history) for the patient
  - Current chief complaint
  - ER clinical presentation
- **Target:** Clinician-authored rule-out reasoning, medical decision factors, and treatment plan.
- **Relevant reasoning capabilities** Deductive reasoning and diagnostic reasoning.

**Evaluation metric.** To assess clinical reasoning, we apply the cTAKES toolkit [30], which maps free-text outputs to UMLS Concept Unique Identifiers (CUIs). This enables a structured comparison between model outputs and gold-standard clinical rationales authored by physicians. The CUIs map to a formal medical ontology (UMLS) that captures a wide range of medical coding systems including ICD, SNOMED-CT, CMS, RxNorm, and LOINC. For example, if a model predicts “Coronary Artery Disease” and a physician writes “CAD” in their differential, both are assigned to the same CUI (C1956346), maintaining semantic equivalence despite lexical variation. This mapping spans diagnoses, medications, labs, signs, and symptoms to support comprehensive, concept-level evaluation of clinical reasoning. The evaluation metric measures the proportion of clinical concepts from the 72 gold-standard physician-authored rationales that are also present in the model output, i.e.,

$$\text{Clinical Concept Recall} = \frac{|\text{CUIs}_{\text{LLM}} \cap \text{CUIs}_{\text{Physician}}|}{|\text{CUIs}_{\text{Physician}}|}.$$

### 3.3.4 Stage 5 (Disposition Plan): Final Diagnosis and Disposition Tasks

**Task definition.** The final stage of the ER workflow involves reassessing the patient to establish a definitive diagnosis (if possible) and determining a disposition plan—whether the patient should be

discharged, admitted, observed, or transferred. At this stage, we define two tasks: assigning a final diagnosis (with or without further diagnostics or treatment) and selecting an appropriate disposition. Both tasks require synthesizing structured demographic information and unstructured clinical notes to support informed decision-making that can be compared with physicians’ documented decisions.

**Evaluation metric.** Model performance on the final diagnosis task is evaluated at two levels of granularity. First, we measure ICD-10 Exact Match accuracy, where the model-predicted diagnosis must match the true ICD-10 code assigned to the patient. Second, we assess HCC Category Match accuracy, grouping diagnoses into broader, clinically meaningful categories as defined by CMS. For the disposition task, model-generated decisions are compared against physician-documented dispositions recorded in the structured tabular data from the corresponding ER visit.

**Task 4: Final Diagnosis Task**

- **Inputs:** Age, sex, chief complaint, past medical history, ER clinical presentation
- **Target:** Standardized CMS (Centers for Medicare & Medicaid Services) diagnosis codes.
- **Relevant reasoning capabilities:** Diagnostic reasoning.

**Task 5: Final Disposition Decision**

- **Inputs:** Age, sex, chief complaint, past medical history, ED clinical presentation
- **Target:** Discharge, Admit, Elopel, Transfer to Another Facility.
- **Relevant reasoning capabilities:** Risk assessment and predictive reasoning.

## 4 Experiments

We evaluate four recent LLMs spanning a range of model families, sizes, and levels of accessibility: LLaMA 3.2–3B Instruct,<sup>4</sup> GPT-3.5, GPT-4o [31], and o3-mini [32]. Experiments involving closed-weight models were conducted using a HIPAA-compliant API service hosted within our institution. Each model was evaluated across the five key tasks in ER-REASON to assess their clinical reasoning capabilities, examine differences between open- and closed-weight models, and assess whether models explicitly designed for reasoning show improved performance in clinical contexts.

**Task 1: ER acuity assessment.** We find that o3-mini, explicitly designed for reasoning, achieves the best performance in predicting ER acuity. However, the model takes a conservative approach. The model over-classifies patients as Urgent (73.62% predicted vs. 54.83% actual). Of particular concern, the model fails to identify any Less Urgent or Non-Urgent cases, effectively compressing the acuity spectrum and losing granularity in lower-acuity classifications. This pattern of classification may lead to resource misallocation—potentially undertreating truly emergent cases while overtreating urgent ones. While o3-mini demonstrates strong reasoning capabilities, its limitations in clinical judgment are evident, which highlights a gap between state-of-the-art reasoning models that are evaluated on toy benchmarks and real-world decision-making. The model’s tendency to default to mid-level acuity (Urgent) appears to come at the expense of accurately identifying both the highest and lowest acuity cases, suggesting a “regression to the mean” phenomenon in its clinical assessments.

Table 2: ER acuity assessment

Model	Accuracy
LLaMA 3.2	53.63
GPT-3.5	62.11
GPT-4o	61.98
o3-mini	62.70

Table 3: Performance of baseline LLMs on patient case summarization

Model	ROUGE-1-F1	ROUGE-2-F1	ROUGE-L-F1
LLaMA 3.2	0.293	0.110	0.251
GPT-3.5	0.310	0.132	0.262
GPT-4o	0.347	0.127	0.286
o3-mini	0.312	0.120	0.272

**Task 2: Patient case summarization.** Prior research on clinical text summarization has largely focused on structured or semi-structured sources of clinical documentation, such as radiology reports and other standardized clinical notes [33]. In contrast, our task involves summarizing a set of unstructured clinical notes that would typically be authored by multiple providers with diverse documentation

<sup>4</sup>We refer to LLaMA 3.2–3B Instruct as LLaMA 3.2 for brevity.

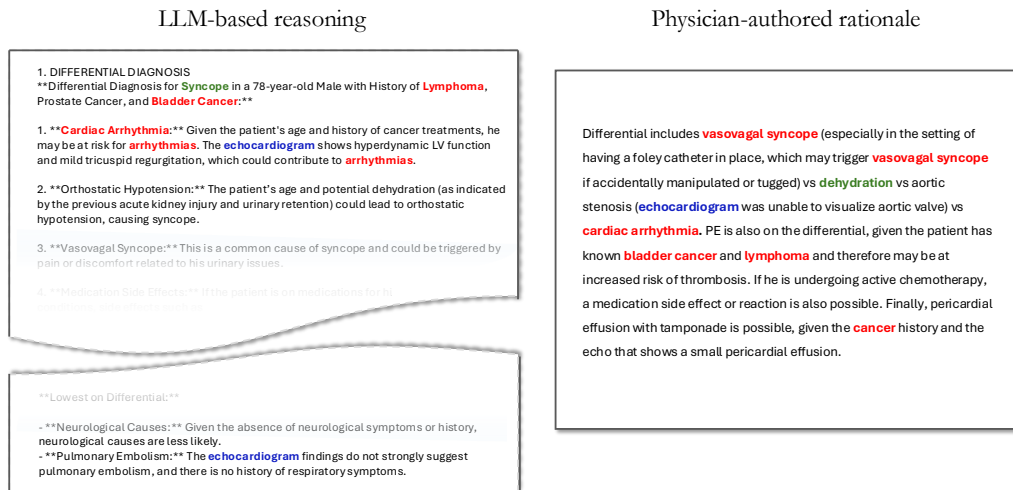


Figure 3: Comparison of GPT-4o-generated and physician-annotated reasoning for a differential diagnosis in a syncope case. cTakes was used to extract clinical concepts in both cases. Color highlights indicate overlapping disease entities (red), diagnostic procedures and labs (blue), and patient symptoms (green).

styles and inconsistent terminology. Moreover, the goal is not to produce a general-purpose summary, but rather to generate a concise, actionable synopsis tailored to the next step in the ER workflow. To support this, all baseline models were guided with a detailed prompt specifying the intended use of the summary within the clinical context of ER patient care (see Appendix for prompt details).

Table 3 highlights the performance of the four baseline LLMs in generating one-liner patient summaries from longitudinal clinical notes. GPT-4o outperformed other models across ROUGE metrics, achieving a ROUGE-F1 score of 0.347, but the absolute scores remain modest for all models. Thus, despite improvements in general-purpose clinical text summarization, LLMs still struggle to reason about what information in sparse clinical text would best inform actions within a real-world workflow.

Table 4: Performance of baseline LLMs in treatment planning: (Average cTAKES CUI Overlap Ratio)

Model	Rule-out Reasoning	Medical Decision Factors	Treatment Planning
LLaMA 3.2	27.68	31.32	32.04
GPT-3.5	39.60	46.34	39.83
GPT-4o	38.76	46.01	39.80
o3-mini	41.56	54.71	44.98

Table 5: Physician Rating of Mean Hallucination Severity and Clinical Utility Scores for 20 GPT-4o Rationales

Category	Rule-out Reasoning	Medical Factors	Treatment Planning
<b>Hallucination Severity</b>	1.9 ± 0.98	1.1 ± 0.22	1.3 ± 0.47
<b>Clinical Utility</b>	4 ± 0.86	4.1 ± 0.72	4.1 ± 1.19

**Task 3: Treatment planning.** Evaluation of the baseline LLMs across the three dimensions of clinical reasoning (diagnostic rule-out reasoning, identification of medical decision factors, and treatment planning) show the highest agreement with physicians in the domain of medical decision factors. However, overall agreement rates remained modest. These results suggest that while LLMs are relatively effective at recommending appropriate laboratory tests to support the exclusion of differential diagnoses during an ER visit, their broader clinical reasoning capabilities remain limited. The key barrier to strong performance on this task is likely the need to integrate large volumes of often incomplete and sparse clinical notes, while simultaneously anticipating the necessary diagnostic steps—such as laboratory tests, imaging, or other workups—to confirm or rule out these possibilities. This process requires not only factual recall (which LLMs excel at), but also clinical inference and prioritization, all of which seem to present significant challenges for the baseline models.

Figure 3 presents a comparison between the reasoning outputs from GPT-4o and an annotated example of clinical reasoning by an ER physician for a patient presenting with syncope. We observe substantial



overlap in disease entities (red) and in references to diagnostic procedures and laboratory tests (blue), which suggests that GPT-4o closely mirrors physician reasoning in narrowing differential diagnoses and recommending appropriate workups. However, the model fails to incorporate any patient symptoms (green), which are critical anchors in clinical diagnostic reasoning. Notably, neither the ER physician nor GPT-4o were provided with the patient’s presenting symptoms at the time of differential diagnosis. Nonetheless, the model’s omission of symptom references highlights a limitation in its ability to emulate the symptom-driven nature of human clinical reasoning.

Despite the gaps in the clinical reasoning process by LLMs, expert evaluators still found their outputs to have meaningful clinical utility. Table 5 shows the results of expert evaluations by a single board-certified ER physician of GPT-4o-generated rationales across the three clinical reasoning domains. The physician reviewed 20 clinical cases and rated hallucination severity and clinical utility on a scale of 1-5 to provide expert judgment on the clinical validity of the reasoning processes of LLMs. Hallucination severity was defined as the degree to which an LLM generates factually incorrect or fabricated clinical content, with a score of 5 represent most severe hallucinations. Clinical utility is defined as the extent to which LLM outputs contribute meaningfully to clinical decisions from the perspective of an ER physician, with a score of 5 corresponding to most clinically useful outputs.

Hallucination severity was low across all three categories, indicating that the model typically did not produce factually incorrect or fabricated content. Hallucination severity was slightly higher in the rule-out reasoning category, potentially because models were compelled to draw inferences on undocumented clinical information to rule out diagnoses. Crucially, the LLM outputs were consistently rated as highly clinically useful across all categories, with mean utility scores above 4.0. This indicates that, even when minor hallucinations were present, the rationales remained actionable and aligned with clinical expectations. The utility of GPT-4o responses supports its potential usefulness for real-time augmentation of decision-making in emergency care settings. The results in Tables 4 and 5 indicate the potential of LLMs as valuable decision support tools for ER physicians, especially when integrated with appropriate human oversight identify and address their reasoning gaps.

Table 6: LLM performance on final diagnosis

Model	ICD-10 Match	HCC Match
LLaMA 3.2	2.66	73.44
GPT-3.5	25.16	81.08
GPT-4o	29.44	79.44
o3-mini	34.40	81.08

Table 7: LLM performance on final disposition

Model	Accuracy (%)
LLaMA 3.2	42.44
GPT-3.5	57.08
GPT-4o	59.04
o3-mini	63.08

**Tasks 4 & 5: Final diagnosis and disposition.** Table 6 presents model performance on the final diagnosis task, evaluated by exact ICD-10 code matches and broader Hierarchical Condition Category (HCC) matches. Notably, o3-mini achieved the highest ICD-10 code match accuracy (34.40%), surpassing LLaMA 3.2, GPT-3.5, and GPT-4o. Across models, HCC category match rates were substantially higher, hovering around 80%, reflecting models’ ability to reason correctly at a clinically meaningful categorical level despite variability in exact diagnostic coding. Physicians frequently document diagnoses as free-text or select from a standardized list of CMS codes, often introducing subtle lexical differences (e.g., “sepsis” vs. “acute sepsis”) that do not reflect clinical disagreement. Therefore, the HCC grouping metric mitigates this issue by aggregating related diagnoses into broader, clinically relevant categories, to enable more robust evaluation of diagnostic fidelity.

As seen in Table 7, o3-mini demonstrates superior performance in predicting patient disposition, outperforming LLaMA 3.2, GPT-3.5, and GPT-4o. o3-mini predicts discharge in about 15% of cases, substantially underestimating the true discharge rate of 37%. Conversely, the model overestimates admissions by approximately 37%. This skew toward admitting patients suggests a risk-averse strategy that, although potentially reducing the chance of missing critical cases, could contribute to unnecessary hospitalizations, increasing healthcare costs, and resource utilization. The imbalance indicates the model tends to favor safety at the expense of specificity, mirroring its tendency in ER acuity classification to compress categories toward a mid- to high-risk default. These results underscore that despite strong reasoning capabilities, such models require careful calibration and integration with clinical workflows to mitigate the consequences of systematic prediction biases.

## 5 Conclusion & Limitations

Much of the existing benchmarking for clinical LLMs relies on either toy datasets derived from medical licensing exams or curated real-world data with stylized and narrowly scoped tasks. These approaches to model evaluation often fail to reflect the realities of clinical practice, where decision-making occurs under conditions of incomplete, unstructured, and sparse information, and where clinicians make a series of interdependent decisions informed by evolving patient data within complex workflows. ER-REASON is one of the first benchmarks to model multiple stages of the emergency care workflow, and introduces realistic tasks that closely mirror the types of decisions ER physicians make in real-world settings, as well physician-authored rationales for these decisions. Nonetheless, a key limitation of ER-REASON is that it does not yet account for hospital-level contextual factors—such as bed availability, staffing constraints, and institutional protocols—which can significantly influence decisions such as triage prioritization and patient disposition.

## Acknowledgements

We would like to thank Albert Lee, Research Solutions Lead Specialist at UCSF, for his invaluable technical support and assistance with the clinical notes database. We would also like to thank the physician participants for their time and contributions. This work was supported in part by a Marcus Program in Precision Medicine award from the George and Judy Marcus Innovation Fund.

## Code and Data Availability

The ER-Reason benchmark dataset and code to reproduce our experiments are available at <https://github.com/AlaaLab/ER-Reason>.

## References

- [1] Karan Singhal, Shekoofeh Azizi, Tao Tu, S Sara Mahdavi, Jason Wei, Hyung Won Chung, Nathan Scales, Ajay Tanwani, Heather Cole-Lewis, Stephen Pfohl, et al. Large language models encode clinical knowledge. *Nature*, 620(7972):172–180, 2023.
- [2] Tao Tu, Anil Palepu, Mike Schaekermann, Khaled Saab, Jan Freyberg, Ryutaro Tanno, Amy Wang, Brenna Li, Mohamed Amin, Nenad Tomasev, et al. Towards conversational diagnostic ai. *arXiv preprint arXiv:2401.05654*, 2024.
- [3] Zahir Kanjee, Byron Crowe, and Adam Rodman. Accuracy of a generative artificial intelligence model in a complex diagnostic challenge. *Jama*, 330(1):78–80, 2023.
- [4] Daniel McDuff, Mike Schaekermann, Tao Tu, Anil Palepu, Amy Wang, Jake Garrison, Karan Singhal, Yash Sharma, Shekoofeh Azizi, Kavita Kulkarni, et al. Towards accurate differential diagnosis with large language models. *Nature*, pages 1–7, 2025.
- [5] Anil Palepu, Valentin Liévin, Wei-Hung Weng, Khaled Saab, David Stutz, Yong Cheng, Kavita Kulkarni, S Sara Mahdavi, Joëlle Barral, Dale R Webster, et al. Towards conversational ai for disease management. *arXiv preprint arXiv:2503.06074*, 2025.
- [6] Di Jin, Eileen Pan, Nassim Oufattole, Wei-Hung Weng, Hanyi Fang, and Peter Szolovits. What disease does this patient have? a large-scale open domain question answering dataset from medical exams. *Applied Sciences*, 11(14):6421, 2021.
- [7] Inioluwa Deborah Raji, Roxana Daneshjou, and Emily Alsentzer. It’s time to bench the medical exam benchmark, 2025.
- [8] Ahmed Alaa, Thomas Hartvigsen, Niloufar Golchini, Shiladitya Dutta, Frances Dean, Inioluwa Deborah Raji, and Travis Zack. Medical large language model benchmarks should prioritize construct validity. *arXiv preprint arXiv:2503.10694*, 2025.
- [9] Percy Liang, Rishi Bommasani, Tony Lee, Dimitris Tsipras, Dilara Soylu, Michihiro Yasunaga, Yian Zhang, Deepak Narayanan, Yuhuai Wu, Ananya Kumar, et al. Holistic evaluation of language models. *Transactions on Machine Learning Research*.

- [10] Michael Wornow, Rahul Thapa, Ethan Steinberg, Jason Fries, and Nigam Shah. Ehrshot: An ehr benchmark for few-shot evaluation of foundation models. *Advances in Neural Information Processing Systems*, 36:67125–67137, 2023.
- [11] Daya Guo, Dejian Yang, Haowei Zhang, Junxiao Song, Ruoyu Zhang, Runxin Xu, Qihao Zhu, Shirong Ma, Peiyi Wang, Xiao Bi, et al. Deepseek-r1: Incentivizing reasoning capability in llms via reinforcement learning. *arXiv preprint arXiv:2501.12948*, 2025.
- [12] Tianyang Zhong, Zhengliang Liu, Yi Pan, Yutong Zhang, Yifan Zhou, Shizhe Liang, Zihao Wu, Yanjun Lyu, Peng Shu, Xiaowei Yu, et al. Evaluation of openai o1: Opportunities and challenges of agi. *arXiv preprint arXiv:2409.18486*, 2024.
- [13] Gianluca Mondillo, Mariapia Masino, Simone Colosimo, Alessandra Perrotta, and Vittoria Frattolillo. Evaluating ai reasoning models in pediatric medicine: A comparative analysis of o3-mini and o3-mini-high. *medRxiv*, pages 2025–02, 2025.
- [14] Hemal K Kanzaria, Robert H Brook, Marc A Probst, Dustin Harris, Sandra H Berry, and Jerome R Hoffman. Emergency physician perceptions of shared decision-making. *Academic emergency medicine*, 22(4):399–405, 2015.
- [15] Pat Croskerry. A universal model of diagnostic reasoning. *Academic medicine*, 84(8):1022–1028, 2009.
- [16] Arthur L Kellermann, Renee Y Hsia, Charlotte Yeh, and Kristine G Morganti. Emergency care: then, now, and next. *Health affairs*, 32(12):2069–2074, 2013.
- [17] Robert G Hill Jr, Lynn Marie Sears, and Scott W Melanson. 4000 clicks: a productivity analysis of electronic medical records in a community hospital ed. *The American journal of emergency medicine*, 31(11):1591–1594, 2013.
- [18] Larry D Gruppen. Clinical reasoning: defining it, teaching it, assessing it, studying it. *Western Journal of Emergency Medicine*, 18(1):4, 2016.
- [19] Qiao Jin, Bhuwan Dhingra, Zhengping Liu, William W Cohen, and Xinghua Lu. Pubmedqa: A dataset for biomedical research question answering. *arXiv preprint arXiv:1909.06146*, 2019.
- [20] Bowen Wang, Jiuyang Chang, Yiming Qian, Guoxin Chen, Junhao Chen, Zhouqiang Jiang, Jiahao Zhang, Yuta Nakashima, and Hajime Nagahara. Direct: Diagnostic reasoning for clinical notes via large language models. *arXiv preprint arXiv:2408.01933*, 2024.
- [21] Feng Xie, Jun Zhou, Jin Wee Lee, Mingrui Tan, Siqi Li, Logasan S/O Rajnthern, Marcel Lucas Chee, Bibhas Chakraborty, An-Kwok Ian Wong, Alon Dagan, et al. Benchmarking emergency department prediction models with machine learning and public electronic health records. *Scientific Data*, 9(1):658, 2022.
- [22] Emma Chen, Aman Kansal, Julie Chen, Boyang Tom Jin, Julia Reisler, David E Kim, and Pranav Rajpurkar. Multimodal clinical benchmark for emergency care (mc-bec): A comprehensive benchmark for evaluating foundation models in emergency medicine. *Advances in Neural Information Processing Systems*, 36:45794–45811, 2023.
- [23] Yanjun Gao, Dmitriy Dligach, Timothy Miller, John Caskey, Brihat Sharma, Matthew M Churpek, and Majid Afshar. Dr. bench: Diagnostic reasoning benchmark for clinical natural language processing. *Journal of biomedical informatics*, 138:104286, 2023.
- [24] Yèche Hugo, Kuznetsova Rita, Zimmermann Marc, Hüser Matthias, Lyu Xinrui, Faltys Martin, and Rätsch Gunnar. Hiridicu-benchmark—a comprehensive machine learning benchmark on high-resolution icu data. *arXiv preprint arXiv:2111.08536*, 2021.
- [25] Yanjun Gao, Dmitriy Dligach, Timothy Miller, Matthew M Churpek, and Majid Afshar. Overview of the problem list summarization (probsum) 2023 shared task on summarizing patients’ active diagnoses and problems from electronic health record progress notes. In *Proceedings of the conference. Association for Computational Linguistics. Meeting*, volume 2023, page 461, 2023.

- [26] Scott L Fleming, Alejandro Lozano, William J Haberkorn, Jenelle A Jindal, Eduardo Reis, Rahul Thapa, Louis Blankemeier, Julian Z Genkins, Ethan Steinberg, Ashwin Nayak, et al. Medalign: A clinician-generated dataset for instruction following with electronic medical records. In *Proceedings of the AAAI Conference on Artificial Intelligence*, volume 38, pages 22021–22030, 2024.
- [27] Alistair EW Johnson, Tom J Pollard, Lu Shen, Li-wei H Lehman, Mengling Feng, Mohammad Ghassemi, Benjamin Moody, Peter Szolovits, Leo Anthony Celi, and Roger G Mark. MIMIC-III, a freely accessible critical care database. *Scientific data*, 3(1):1–9, 2016.
- [28] Alistair EW Johnson, Lucas Bulgarelli, Lu Shen, Alvin Gayles, Ayad Shammout, Steven Horng, Tom J Pollard, Sicheng Hao, Benjamin Moody, Brian Gow, et al. MIMIC-IV, a freely accessible electronic health record dataset. *Scientific data*, 10(1):1, 2023.
- [29] Tom J Pollard, Alistair EW Johnson, Jesse D Raffa, Leo A Celi, Roger G Mark, and Omar Badawi. The eICU collaborative research database, a freely available multi-center database for critical care research. *Scientific data*, 5(1):1–13, 2018.
- [30] Guergana K Savova, James J Masanz, Philip V Ogren, Jiaping Zheng, Sunghwan Sohn, Karin C Kipper-Schuler, and Christopher G Chute. Mayo clinical text analysis and knowledge extraction system (ctakes): architecture, component evaluation and applications. *Journal of the American Medical Informatics Association*, 17(5):507–513, 2010.
- [31] Aaron Hurst, Adam Lerer, Adam P Goucher, Adam Perelman, Aditya Ramesh, Aidan Clark, AJ Ostrow, Akila Welihinda, Alan Hayes, Alec Radford, et al. GPT-4o system card. *arXiv preprint arXiv:2410.21276*, 2024.
- [32] Marthe Ballon, Andres Algaba, and Vincent Ginis. The relationship between reasoning and performance in large language models—o3 (mini) thinks harder, not longer. *arXiv preprint arXiv:2502.15631*, 2025.
- [33] Dave Van Veen, Cara Van Uden, Louis Blankemeier, Jean-Benoit Delbrouck, Asad Aali, Christian Bluethgen, Anuj Pareek, Malgorzata Polacin, Eduardo Pontes Reis, Anna Seehofnerová, et al. Adapted large language models can outperform medical experts in clinical text summarization. *Nature Medicine*, pages 1–9, 2024.

## A Appendix

### Supplementary Materials: Input Prompts for ER-REASON Tasks

#### Task 1: Acuity Assessment Prompt

Table 8: Acuity Assessment Prompt

Predict the emergency department acuity level for this patient. Chief Complaint: {row['primarychiefcomplaintname']} Age: {row['age']} Sex: {row['sex']} Race: {row['firsttrace']} Vital Signs: {vital_signs} Select the most appropriate acuity level from the following options ONLY: 'Immediate', 'Emergent', 'Urgent', 'Less Urgent', 'Non-Urgent' Respond with ONLY ONE of these five options.
--

## Task 2: EHR Review / One-Liner Summary

Table 9: EHR Review Prompt

**System:** You are an experienced emergency department (ED) physician creating a one-liner for a NEW patient who has just arrived at the ED. The patient's past medical records are available to you. Your task is to summarize the patient's relevant PAST medical history and end with their CURRENT chief complaint that is given with no adjectives about the chief complaint as you can NOT assume anything about their current condition. All notes and medical records provided are from PAST encounters, not the current visit.

**User:** Create a concise one-liner summary for a patient who has just arrived at the Emergency Department. The one-liner must:

1. Start with demographic information (age, sex). Example of a one liner: 80 y.o. old male, with h/o of HFpEF (EF 55-60% 05/20/22), HTN, HLD, and bipolar disorder presenting with shortness of breath.
2. Include a concise summary of relevant PAST medical history from previous visits/notes
3. End with just CURRENT presenting chief complaint that is not capitalized in the summary and does have additional information regarding the chief complaint: '{chief\_complaint}'

IMPORTANT: Everything in the notes is from PAST encounters. The patient is NOW presenting with a NEW complaint: '{chief\_complaint}'.

Age: {age}  
Sex: {sex}  
PAST Medical Records: {discharge\_summary}

## Tasks 3 & 4: Clinical Reasoning and Treatment Planning

### Common System Message

Table 10: Clinical Reasoning System Message

You are an experienced Emergency Department (ED) physician tasked with creating a comprehensive assessment and plan for patients. Based on the available clinical information, you will provide: 1) A differential diagnosis list, 2) Medical decision factors including necessary exams/imaging to rule out diagnoses, and 3) A treatment plan including disposition and recommendations. Answer these questions:

### Differential Diagnosis Prompt

Table 11: Differential Diagnosis Prompt

**System:** [Common System Message] + DIFFERENTIAL QUESTION: What are your initial differential diagnoses based on the past medical history (PREVIOUS HOSPITAL ENCOUNTER) and the chief complaint (CURRENT CHIEF COMPLAINT – THIS IS THE TREATMENT FOCUS), and why? Please also address which diagnoses are lowest on your differential and why.

**User:** Based on the patient's chief complaint, age, sex, and available clinical information, provide:

DIFFERENTIAL DIAGNOSIS: List of differential diagnoses to consider for the CURRENT chief complaint given clinically relevant information such as the PAST medical notes.

IMPORTANT: Everything in the notes is from PAST encounters. The patient is NOW presenting with a NEW complaint: Chief Complaint: {chief\_complaint}

Age: {age}  
Sex: {sex}  
Patient One-liner Summary: {one\_liner}

REMINDER: All of these notes are from the PREVIOUS hospital encounter for this patient. This should only give you context for their current complaint: {notes\_content}

### Medical Decision Factors Prompt

Table 12: Medical Decision Factors Prompt

**System:** [Common System Message] + DECISION FACTORS: What additional information or studies would you want in order to help narrow your differential diagnoses? How would you weigh their relative importance?

**User:** Based on the patient's chief complaint, age, sex, and available clinical information, provide:

MEDICAL DECISION FACTORS: List what important additional information you'd like to know on history, what important exam findings you'd assess for, and what imaging/tests you would do, in addition to any formal consultations you'd made with specialists – this should be items that would be necessary to rule out diagnoses on the differential list for the CURRENT chief complaint. NOTE: NOTHING has currently been performed.

IMPORTANT: Everything in the notes is from PAST encounters. The patient is NOW presenting with a NEW complaint: Chief Complaint: {chief\_complaint}

Age: {age}  
Sex: {sex}  
Patient One-liner Summary: {one\_liner}

REMINDER: All of these notes are from the PREVIOUS hospital encounter for this patient. This should only give you context for their current complaint: {notes\_content}

## Treatment Plan Prompt

Table 13: Treatment Plan Prompt

**System:** [Common System Message] + TREATMENT PLAN: Given the additional history and physical exam provided in the ED provider note, which additional diagnostic tests would you like to order and what is your recommended initial treatment plan?  
**User:** Based on the patient's chief complaint, age, sex, and available clinical information, provide:  
TREATMENT PLAN: Given the current history and physical provided in the ED note, what do you think is the most likely diagnosis and what is your recommended treatment plan? If you do not have enough information to conclude a final diagnosis, describe what information you still need. Include disposition (discharge, admit, ICU, etc.) and treatment recommendations for the patient given the history and physical exam in the current ER visit.  
IMPORTANT: Everything in the notes is from PAST encounters. The patient is NOW presenting with a NEW complaint: Chief Complaint: {chief\_complaint}  
Age: {age}  
Sex: {sex}  
Patient One-liner Summary: {one\_liner}  
REMINDER: All of these notes are from the PREVIOUS hospital encounter for this patient. This should only give you context for their current complaint: {notes\_content}

## Task 5a: Final Diagnosis Prediction

Table 14: Diagnosis Prompt

**System:** You are an experienced Emergency Department (ED) physician tasked with predicting the most likely diagnosis for a patient based on their presentation, chief complaint, and available medical information.  
**User:** Based on the patient's chief complaint, age, sex, and available clinical information, predict the most likely ED diagnosis. Provide a single diagnosis for the CURRENT ED Visit from the standardized CMS codes without explanation but with the word, not the code.  
Chief Complaint: {chief\_complaint}  
Age: {age}  
Sex: {sex}  
Current ED Presentation: {presentation}  
{notes\_content}

## Task 5b: Final Disposition Prediction

Table 15: Disposition Prompt

**System:** You are an experienced Emergency Department (ED) physician tasked with predicting the most likely disposition for a patient based on their presentation and physical, chief complaint, and available past medical information.  
**User:** Based on the patient's chief complaint, age, sex, and available clinical information, predict the most likely ED disposition from the following choices: 'Discharge', 'Admit', 'Eloped', 'Transfer to Another Facility', 'AMA', 'OR Admit', 'LWBS after Triage', 'Send to L&D', 'Expired', 'Dismissed - Never Arrived', 'Observation', 'None' – ONLY RESPOND WITH THESE OPTIONS, no explanations.  
Chief Complaint: {chief\_complaint}  
Age: {age}  
Sex: {sex}  
Current ED Presentation: {presentation}  
{notes\_content}

## Note Selection Prompt (Used Across Tasks 3–5)

Table 16: Note Selection Subprompt

**System:** You are an experienced Emergency Department (ED) physician. Your task is to decide which medical notes you need to read to predict the patient's ED disposition based on the chief complaint, PMH, physical exam findings, age, and sex.  
**User:** Patient basic info: {age}yo {sex} with chief complaint: {chief\_complaint}  
Available notes (respond ONLY with the names of notes you want to see, separated by commas):  
- Discharge Summary: {Available/Not available} - Progress Notes: {Available/Not available} - H&P: {Available/Not available} - Echo: {Available/Not available} - Imaging: {Available/Not available} - Consult: {Available/Not available} - ECG: {Available/Not available}  
Based on the chief complaint, list ONLY the note types you need to review (comma-separated, no explanation). Always include Discharge Summary if available.

## Model Settings

- **Temperature Settings:** All OpenAI models used a temperature 0.1; LLaMA used a temperature 0.5.
- **Reasoning Setup:** For Diagnosis, Disposition, and Rationale prompts, the model was prompted to reason and select its own materials for medical history through the note selection prompt.