

# AutoL2S: Auto Long-Short Reasoning for Efficient Large Language Models

Feng Luo<sup>\*1</sup> Yu-Neng Chuang<sup>\*1</sup> Guanchu Wang<sup>2</sup> Hoang Anh Duy Le<sup>1</sup> Shaochen Zhong<sup>1</sup>  
 Hongyi Liu<sup>1</sup> Jiayi Yuan<sup>1</sup> Yang Sui<sup>1</sup> Vladimir Braverman<sup>3</sup> Vipin Chaudhary<sup>4</sup> Xia Hu<sup>1</sup>

## Abstract

The reasoning-capable large language models (LLMs) demonstrate strong performance on complex reasoning tasks but often suffer from overthinking, generating unnecessarily long chain-of-thought (CoT) reasoning paths for easy reasoning questions, thereby increasing inference cost and latency. Recent approaches attempt to address this challenge by manually deciding when to apply long or short reasoning. However, they lack the flexibility to adapt CoT length dynamically based on question complexity. In this paper, we propose Auto Long-Short Reasoning (AutoL2S), a dynamic and model-agnostic framework that enables LLMs to dynamically compress their generated reasoning path based on the complexity of the reasoning question. AutoL2S enables a learned paradigm, in which LLMs themselves can decide when longer reasoning is necessary and when shorter reasoning suffices, by training on data annotated with our proposed method, which includes both long and short CoT paths and a special `<EASY>` token. We then use `<EASY>` token to indicate when the model can skip generating lengthy CoT reasoning. This proposed annotation strategy can enhance the LLMs’ ability to generate shorter CoT reasoning paths with improved quality after training. Extensive evaluation results show that AutoL2S reduces the length of reasoning generation by up to 57% without compromising performance, demonstrating the effectiveness of AutoL2S for scalable and efficient LLM reasoning. Our model is available at <https://huggingface.co/amandaa/AutoL2S-7b>.

## 1 Introduction

Large Language Models (LLMs) have rapidly emerged as essential components in complex reasoning tasks, demonstrating impressive capabilities across advanced applications [26, 4]. However, their deployment in such settings is hampered by fundamental inefficiencies: complex reasoning often requires long-context decoding and extended output generation, which significantly amplifies the computational cost due to the autoregressive nature of LLMs. Specifically, as the reasoning chain grows longer, the computational costs in both memory and inference latency increase quadratically. These issues, known as overthinking problems [5, 29], are further exacerbated by the fact that reasoning-capable LLMs are typically large in scale [10], compounding the cost of inference. As a result, practical deployment becomes increasingly cost-prohibitive. This motivates the need for lightweight alternatives that can preserve strong reasoning capabilities while operating with substantially lower resource demands.

To enable scalable deployment of reasoning-capable LLMs, recent works have explored knowledge distillation techniques [10, 17, 22, 38], where non-reasoning LLMs are trained to mimic the reasoning patterns exhibited by stronger reasoning-capable LLMs. These distilled models offer significant reductions in parameter count and computational cost, increasing their practicality in real-world scenarios. However, this distillation process does not address a key inefficiency: the distilled LLMs still generate lengthy chain-of-thought (CoT) reasoning paths. This is because the distillation often replicates the full long-context reasoning paths from the teacher models in order to preserve reasoning performance, resulting in considerable computational overhead during inference. To address this challenging overthinking [29] issue, existing work such as Qwen3 [36] and Claude [2] models leverage users’ manual selection based on human prior knowledge to guide LLMs in adopting either long-form or short-form reasoning. However, these approaches heavily rely on manual adaptation and lack the flexibility to dynamically adjust the lengths of the CoT reasoning path based on the input complexity and the model’s inherent capabilities.

<sup>\*</sup>Equal contribution. <sup>1</sup>Rice University, <sup>2</sup>University of North Carolina at Charlotte, <sup>3</sup>Johns Hopkins University, <sup>4</sup>Case Western Reserve University. Correspondence to: Feng Luo <f138@rice.edu>, Yu-Neng Chuang <yenchuang@rice.edu>, Guanchu Wang <gwang16@charlotte.edu>, Xia Hu <xia.hu@rice.edu>.

We identify two fundamental challenges in optimizing towards LLM reasoning efficiency. **First**, the lack of supervision for short CoT reasoning paths makes it challenging for LLMs to determine the minimal amount of reasoning required to solve a task. Existing training data rarely indicate when shorter reasoning is adequate, making it difficult for models to learn to omit unnecessary steps without sacrificing performance [21]. As a result, even well-aligned LLMs may struggle to identify and retain only the essential reasoning steps [42, 18, 40]. **Second**, the redundancy in CoT reasoning paths varies with the complexity of the input questions [24]. Simple questions often require only concise reasoning, whereas complex ones may demand longer and multi-step reasoning. In this manner, applying general compression may risk discarding essential reasoning steps for answering harder reasoning questions. Therefore, effective CoT compression should be input-aware—it must dynamically estimate the appropriate reasoning length based on input complexity. However, determining the optimal reasoning length per input is inherently ambiguous, making this a challenging and non-trivial problem. This raises a natural question: *How can we enable LLMs to automatically stop overthinking when long and detailed reasoning is unnecessary?*

To address the aforementioned challenges, we propose Auto Long-Short Reasoning (AutoL2S), a dynamic and model-agnostic framework that enables LLMs to compress their output paths. AutoL2S automatically determines when long reasoning is necessary and when concise reasoning suffices, allowing the model to bypass redundant steps without sacrificing performance. Specifically, AutoL2S is trained on augmented data that provides explicit instruction to help the LLM learn when short CoT reasoning is sufficient. This data is carefully constructed by concatenating long-form and short-form CoT reasoning paths, with `<EASY>` tokens used to mark transitions based on the complexity of the reasoning task. This pattern enables LLMs to distill knowledge from long CoT reasoning paths into shorter ones during learning, ensuring that compressed outputs maintain strong performance even when the model chooses a shorter version shown alongside `<EASY>` tokens. We evaluate AutoL2S on two non-reasoning base LLMs across four different benchmarks. As shown in Figure 1, our extensive evaluation results demonstrate that AutoL2S can compress unnecessary CoT reasoning path by up to 57% in length while preserving performance. Our contributions are summarized as follows:

- **Auto Long-short Reasoning.** AutoL2S enables LLMs to automatically choose between long and short reasoning paths based on the complexity of questions, reducing redundant output generation.
- **Long2short Data Annotation.** The proposed annotated dataset strategy pairs long- and short-form CoT reasoning paths with `<EASY>` tokens, guiding the LLMs to dynamically generate short reasoning when appropriate.
- **Long2short Evaluation.** Experiments demonstrate that AutoL2S consistently reduces CoT reasoning length by up to 57% across four reasoning tasks without sacrificing model performance.

## 2 Preliminary

In this section, we first formally define the Auto Long-Short Reasoning problem for LLMs. We then provide background on distilling reasoning capabilities into LLMs.

### 2.1 Problem Definition

We consider distilling reasoning knowledge from a reasoning-capable LLM into a non-reasoning-capable LLM  $f(\cdot|\theta)$  with trainable parameters  $\theta$ , enabling it to generate shorter reasoning paths while maintaining performance. Given a set of reasoning responses  $\mathcal{X}$  derived from powerful reasoning-capable LLMs, such as DeepSeek-R1 [10] or QwQ-32B-preview [31], our goal is to construct a dataset  $\mathcal{D} \subseteq \mathcal{X}$  to train  $f(\cdot|\theta)$  via distillation such that it can automatically generate either long or short reasoning paths based on the complexity of the input questions. We expect the output length of  $f(\cdot|\theta_{\mathcal{D}})$  to be greater than  $f(\cdot|\theta_{\mathcal{X}})$

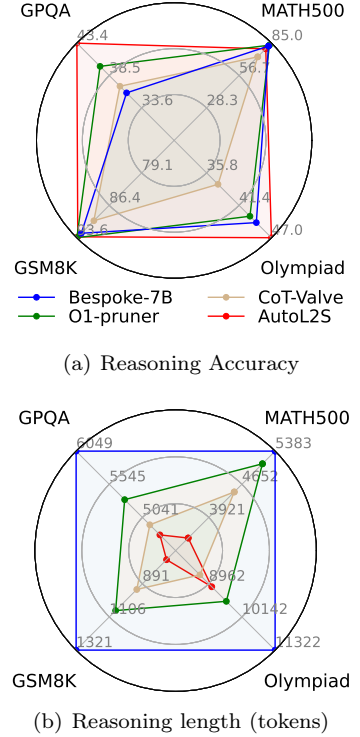


Figure 1: AutoL2S versus baseline methods in accuracy and reasoning length.

under the same level of correctness, where less token generation leads to faster inference. To this end, we propose the *Auto Long-Short Reasoning* framework to enable efficient LLM reasoning.

## 2.2 Challenges of Distilled Reasoning LLMs

To equip a non-reasoning model (Qwen [35], Llama3 [9]) with reasoning capabilities, DeepSeek-R1 proposes to distill such non-reasoning models using supervised fine-tuning (SFT) with a curated reasoning dataset by DeepSeek-R1 [10]. Rather than relying on reinforcement learning (RL), SFT provides a simpler and more effective approach for enhancing reasoning capabilities. However, SFT-trained reasoning models still face a critical challenge: *they often generate overly lengthy outputs containing redundant or irrelevant content* [29]. To mitigate this overthinking problem, a series of works leverage SFT to achieve efficient reasoning [20, 34]. Specifically, they curate a reasoning dataset with variable lengths and fine-tune the model on these information-dense samples to develop concise reasoning capabilities.

Striking a balance between brevity and completeness remains non-trivial in removing lengthy outputs. Compressing the reasoning path too aggressively risks omitting essential logical steps, which may degrade model performance on complex tasks. Moreover, in the absence of definitive supervision signals for the minimal sufficient reasoning trace, LLMs may struggle to determine the optimal stopping point for their reasoning process. To address this, we propose the Auto Long-Short Reasoning framework, which encourages LLMs themselves to autonomously decide when to generate shorter or longer reasoning based on the input context.

## 3 Auto Long-Short Reasoning

We systematically introduce the AutoL2S framework in this section. AutoL2S aims to distill reasoning capabilities from reasoning-capable LLMs, enabling the model to learn effective reasoning patterns while reducing the length of reasoning paths required to arrive at correct reasoning answers. In particular, AutoL2S effectively identifies easy questions and applies short reasoning for efficiency, while preserving long-form reasoning only for more complex cases, ultimately resulting in a reduced average number of generated reasoning tokens. We further present the proposed training methodology and efficient inference process of AutoL2S for efficient LLM reasoning.

### 3.1 Training Stage of Auto Long-Short Reasoning

AutoL2S constructs a diverse reasoning dataset by preparing both long and short CoT reasoning paths, based on the complexity of each question. Specifically, long CoT reasoning paths are provided for all questions to capture the complete reasoning process. In contrast, short CoT reasoning paths are more preferable when they can still lead to correct answers, providing more efficient reasoning representation. Formally, questions that are solvable through a short reasoning path are defined as EASY questions. AutoL2S aims to train LLMs not only to learn both long and short reasoning patterns, but also to identify EASY questions, enabling LLMs to perform efficient reasoning when appropriate. We provide details of data preparation as follows.

**Constructing Long CoT Reasoning Paths.** We use Bespoke-Stratos-17k [17] as the source of questions. Then, we employ DeepSeek-R1 [10] to generate CoT traces along with final answers as the basic long CoT reasoning dataset. Specifically, AutoL2S follows the format in Equation (1) to annotate long CoT reasoning paths and answer for questions in the dataset:

$$\text{Question} \text{ <Long Trigger> Long reasoning path <Answer Trigger> Final answer}, \quad (1)$$

where each question has a <Long Trigger> and <Answer Trigger> to mark the beginning of a long reasoning path and answer, respectively. The annotation of the reasoning path aims to distill the decision-making capabilities of DeepSeek-R1 into the target model.

**Constructing Short CoT Reasoning Paths for EASY Questions.** Rather than utilizing entire long CoT responses for all questions, an effective reasoning dataset for concise reasoning should contain shorter CoT responses for easy questions. In principle, as long as the answer remains correct, shorter CoT are preferable as training samples. To curate such concise CoT for easier questions, we apply Qwen2.5-Math-7B [36] to the same Bespoke-Stratos-17k dataset, generating reasoning traces with shorter

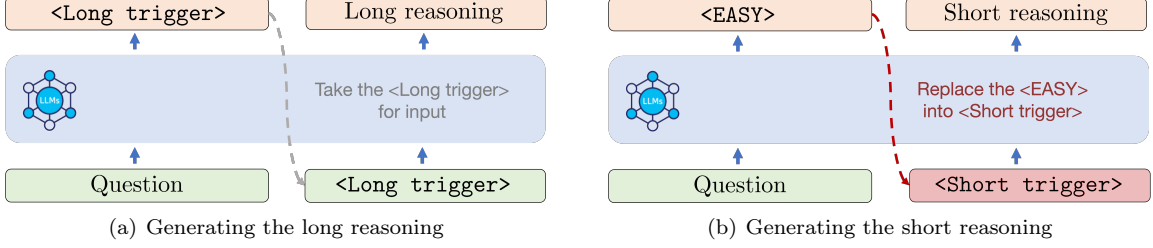


Figure 2: During the inference process, LLMs generate (a) a long reasoning path in the case without `<EASY>` token; and generate (b) a short reasoning path in the case with `<EASY>` token. Note that the generation of either long or short CoT reasoning paths is automatically determined by the model without any human intervention.

CoT trajectories. We employ rejection sampling to filter and retain only those traces that produce correct answers, replacing the corresponding long CoT responses with these shorter alternatives. We annotate the corresponding questions using the `<EASY>` token. In contrast, questions for which only long CoT responses yield correct answers are without the `<EASY>` token, and their original long CoT traces are retained in the training dataset.

Importantly, we discover that *long reasoning path significantly helps LLMs better understand and learn short reasoning path*. We show in Section 4.4 that a long reasoning path significantly provides context information for LLMs to understand and learn short CoT reasoning paths. This motivates us to annotate both the long and short CoT reasoning paths for the EASY question. The complete data format for the EASY questions is given as follows:

$$\begin{array}{l}
 \text{Question } \text{\texttt{<EASY>}} \text{\texttt{<Long Trigger>}} \text{Long reasoning path } \text{\texttt{<Answer Trigger>}} \text{Final answer} \\
 \text{\texttt{<Short Trigger>}} \text{Short reasoning path } \text{\texttt{<Answer Trigger>}} \text{Final answer} ,
 \end{array} \quad (2)$$

where an EASY question has a `<Long Trigger>`, `<Short Trigger>`, and `<Answer trigger>` to mark the beginning of long reasoning, short reasoning, and answer, respectively. In addition, the `<EASY>` token indicates that this question is solvable through a short reasoning path.

**Training Strategy.** Based on the constructed reasoning dataset  $\mathcal{D}$  with long and short CoT reasoning paths, AutoL2S follows the regular perplexity loss function to distill the target model. Formally, let  $f(\cdot|\theta)$  be a target base LLM, and  $\mathbf{x}_i \in \mathcal{D}$  be text data within  $\mathcal{D}$ . The target model  $f(\cdot|\theta)$  is trained by minimizing the following loss function:

$$\mathcal{L}_{\text{Auto}} = \mathbb{E}_{\mathbf{x}_i \sim \mathcal{D}} \left[ \frac{1}{|\mathcal{D}|} \sum_{i=1}^{|\mathcal{D}|} \log f(x_i \mid x_1, x_2, \dots, x_{i-1}, \theta) \right]. \quad (3)$$

### 3.2 Inference Stage of Auto Long-Short Reasoning

During the inference stage, AutoL2S automatically determines whether to reason with long or short CoT reasoning paths. Specifically, guided by the data formats in Equations (1) and (2), the model begins generation by producing either a `<Long Trigger>` or an `<EASY>` token, corresponding to a regular or EASY question, respectively. We discuss the two potential cases in AutoL2S during inference as follows:

**Auto Long Reasoning for Regular Questions.** This case is illustrated in Figure 2 (a). After receiving the user prompt, if the model first generates a `<Long Trigger>`, it indicates that the question requires a long reasoning path for resolution. AutoL2S proceeds with the standard auto-regressive generation to produce the long reasoning, followed by the final answer.

**Auto Short Reasoning for EASY Questions.** This case is illustrated in Figure 2 (b). After receiving the user prompt, if the model first generates a `<EASY>` token, it implies that the question can be solved through a short reasoning path. To activate this behavior, AutoL2S replaces the `<EASY>` token into a `<Short Trigger>` to explicitly guide the model to generate a short reasoning path and answer.

## 4 Experiments

In this section, we conduct experiments to evaluate the performance of AutoL2S framework, aiming to answer the following three research questions: **RQ1**: How does AutoL2S perform on LLM reasoning tasks in terms of accuracy and efficiency? **RQ2**: Does the proposed long-short reasoning annotation contribute to effective length compression of the reasoning path during training? **RQ3**: What mechanisms enable auto long-short reasoning to preserve reasoning performance despite reduced output length?

### 4.1 Datasets and Baselines

**Datasets** We train the AutoL2S framework under Bespoke-Stratos-17k [17] dataset and assess the framework on long-to-short reasoning task under four different reasoning datasets. The details of the assessment datasets are provided as follows:

- **Math500** [13]: A challenging benchmark consisting of 500 high-quality math word problems that require multi-step symbolic reasoning.
- **GPQA-Diamond (GPQA)** [27]: The Graduate-Level Physics Question Answering (GPQA) dataset contains 198 multiple-choice questions from graduate-level physics exams.
- **GSM8K** [7]: A widely-used benchmark comprising 1319 grade school-level math word problems.
- **Olympiad Bench Math (Olympiad)** [12]: A collection of 674 math competition problems inspired by middle and high school mathematics Olympiad competitions.

**Baseline Methods** We compare AutoL2S framework with the three state-of-the-art baselines to assess the effectiveness of length reduction and performance preservation. The baselines are listed as follows: (1) R1-Distilled reasoning LLMs (Bespoke-Stratos-3B/7B) [39]: LLMs fine-tuned in a supervised manner using the Bespoke-Stratos-17k reasoning dataset, which serves as an oracle for reasoning performance. (2) O1-pruner [19]: introduces a Length-Harmonizing Reward, integrated with a PPO-style loss, to reduce the length of generated CoT reasoning. (3) CoT-Valve [20]: controls the length of reasoning by linearly combining the LoRA weights of distilled long-form reasoning CoT and non-reasoning model. More details about the baselines can be found in Appendix A.

### 4.2 Experimental Settings

In this section, we present the experimental settings used to train and assess AutoL2S. The following outlines the evaluation metrics and corresponding implementation details.

**Evaluation of Efficient LLM Reasoning.** Following the settings of [19, 39], we evaluate the efficiency of the reasoning task from two perspectives: answer accuracy and the length of generated tokens. The ideal outcome is to maintain reasoning performance while minimizing the number of output tokens required for reasoning. Given the autoregressive decoding nature of LLMs, shorter output CoT reasoning path directly leads to faster inference. Thus, in this work, we use the length of generated reasoning tokens as a metric to evaluate the efficiency of LLM reasoning.

**Implementation Details.** To demonstrate the flexibility of AutoL2S across different LLM backbones, we train the framework using two non-reasoning base LLMs: Qwen2.5-3B-Instruct and Qwen2.5-7B-Instruct. The short reasoning samples are generated via rejection sampling with sampling numbers 4 and 8 using the math-capable Qwen2.5-math-7B model, with the inference temperature fixed at 0.7, following the settings of [39, 37]. We filter out duplicate question-answer pairs that appear with both `<Easy>` and `<Long Trigger>` after rejection sampling, retaining only the pairs associated with `<Easy>` in such cases. All experiments for the 7B base model are conducted using four NVIDIA A100 80G GPUs, while those for the 3B base model utilize two A100 80GB GPUs. We leverage the Transformers library for fine-tuning and vLLM for efficient inference. Fine-tuning is performed using the AdamW optimizer with a learning rate of 1e-5. The temperature is fixed at 0.7, and the maximum decoding length is set to 10,240 in both AutoL2S and baselines, ensuring that the output reasoning sequences are fully generated without truncation. The system prompts, inference prompt templates, and examples of special tokens and triggers are detailed in Appendix B.

Table 1: Accuracy (Acc) and Token Length (Len) across four reasoning benchmarks for 3B and 7B models. "rj" represents the number of rejection sampling for the long-short reasoning data annotation.

	Average		MATH500		GPQA		GSM8K		Olympiad	
	Acc	Len	Acc	Len	Acc	Len	Acc	Len	Acc	Len
<i>Qwen2.5-3B-Instruct</i>										
Qwen2.5-3B-Instruct [36]	0.479	777	0.622	806	0.349	770	0.679	376	0.266	1158
Bespoke-Stratos-3B [17]	<u>0.516</u>	8931	0.636	9246	<b>0.308</b>	10129	<u>0.848</u>	1624	0.272	14724
O1-pruner [19]	<b>0.535</b> (+3.7%)	6686 (-25.1%)	<b>0.704</b> (+10.7%)	6769 (-26.8%)	0.283 (-8.1%)	7348 (-27.5%)	<b>0.859</b> (+1.2%)	1210 (-25.5%)	<b>0.295</b> (+8.8%)	11416 (-22.5%)
CoT-Valve [20]	0.484 (-6.2%)	5889 (-34.1%)	0.602 (-5.3%)	4980 (-46.1%)	0.258 (-16.4%)	6898 (-31.9%)	0.805 (-5.1%)	1660 (+2.2%)	0.270 (-0.6%)	<u>10017</u> (-32.0%)
AutoL2S (rj = 0)	<u>0.516</u> (+0.0%)	6722 (-24.7%)	<u>0.694</u> (+9.1%)	5976 (-35.4%)	0.253 (-18.0%)	6252 (-38.3%)	0.839 (-1.2%)	1346 (-17.1%)	<u>0.280</u> (+3.3%)	13314 (-9.6%)
AutoL2S (rj = 4)	0.512 (-0.8%)	<u>5217</u> (-41.6%)	0.638 (+0.3%)	<u>4202</u> (-54.6%)	0.298 (-3.3%)	<b>5357</b> (-47.1%)	0.840 (-0.1%)	<u>899</u> (-44.6%)	0.270 (-0.6%)	10410 (-29.3%)
AutoL2S (rj = 8)	0.497 (-3.7%)	<b>4890</b> (-45.2%)	0.636 (+0.0%)	<b>3928</b> (-57.5%)	0.253 (-18.0%)	<u>5431</u> (-46.4%)	0.826 (-2.7%)	<b>741</b> (-54.4%)	0.273 (+0.6%)	<b>9460</b> (-35.8%)
<i>Qwen2.5-7B-Instruct</i>										
Qwen2.5-7B-Instruct [36]	0.586	435	0.748	556	0.308	27	0.902	260	0.384	896
Bespoke-Stratos-7B [17]	0.638	6019	<u>0.824</u>	5383	0.359	6049	0.926	1321	<u>0.444</u>	11322
O1-pruner [19]	<u>0.650</u> (+1.9%)	5267 (-12.5%)	<b>0.832</b> (+1.0%)	5104 (-5.2%)	0.399 (+11.1%)	5312 (-12.2%)	<b>0.936</b> (+1.1%)	1065 (-19.4%)	0.433 (-2.5%)	9586 (-15.3%)
CoT-Valve [20]	0.594 (-6.9%)	4747 (-21.1%)	0.730 (-11.4%)	4483 (-16.7%)	0.369 (+2.7%)	4930 (-18.5%)	0.898 (-3.0%)	928 (-29.7%)	0.378 (-14.8%)	8647 (-23.6%)
AutoL2S (rj = 0)	<b>0.660</b> (+3.4%)	4512 (-25.0%)	0.800 (-2.9%)	3468 (-35.6%)	<b>0.434</b> (+21.0%)	4777 (-21.0%)	<u>0.934</u> (+0.9%)	735 (-44.4%)	<b>0.470</b> (+5.9%)	9068 (-19.9%)
AutoL2S (rj = 4)	0.638 (-0.0%)	<u>3639</u> (-39.5%)	0.786 (-4.6%)	<u>2560</u> (-52.4%)	<u>0.409</u> (+14.0%)	<u>3495</u> (-42.2%)	0.917 (-0.9%)	<u>509</u> (-61.5%)	0.438 (-1.4%)	<u>7991</u> (-29.4%)
AutoL2S (rj = 8)	0.639 (+0.2%)	<b>3214</b> (-46.6%)	0.798 (-3.2%)	<b>2416</b> (-55.1%)	0.394 (+9.7%)	<b>3492</b> (-42.3%)	0.929 (+0.3%)	<b>488</b> (-63.1%)	0.436 (-1.8%)	<b>6459</b> (-43.0%)

### 4.3 Reasoning Efficiency of AutoL2S (RQ1)

We compare AutoL2S with the baseline methods on reasoning tasks. We evaluate AutoL2S on four downstream datasets with respect to the output length of the reasoning path and accuracy. The results are presented in Table 1, showing the reasoning accuracy and output length for the models. Additional results from repetition experiments are provided in Appendix C. The **bold** numbers represent the best performance, and underline refers to the second best among the settings. We calculate the improvement percentile relative to the Bespoke-Stratos-3B/7B model, a strong baseline finetuned on the Bespoke-Stratos-17k dataset. We conclude observations as follows:

- **Baseline Comparison.** AutoL2S outperforms CoT-Valve [20] with better accuracy preservation and shorter reasoning path; and achieves shorter reasoning path than O1-pruner [19] with competitive accuracy preservation on average across four reasoning datasets. While both O1-pruner and the proposed AutoL2S are able to preserve reasoning accuracy, AutoL2S achieves approximately 4X shorter reasoning paths compared to O1-pruner, for example, when fine-tuning with Qwen2.5-7B-Instruct. Furthermore, AutoL2S achieves nearly identical average reasoning accuracy compared to the oracle SFT R1-Distilled reasoning LLMs (i.e., Bespoke-Stratos-3B/7B), while producing significantly shorter reasoning paths. This demonstrates that AutoL2S attains competitive performance on efficient reasoning tasks.
- **Rejection Sampling.** We further investigate the effectiveness of rejection sampling in the context of long-short reasoning annotation. Specifically, rejection sampling is employed to increase the likelihood of obtaining high-quality short CoT reasoning paths (i.e., short CoT reasoning paths with correct answers) when constructing training data for AutoL2S. Our observations indicate that as the number of rejection samples increases, the reasoning accuracy experiences a slight decline, while the reasoning length is significantly reduced. For instance, in AutoL2S with Qwen2.5-3B-Instruct, comparing rejection sampling with  $rj = 0$  and  $rj = 4$ , we observe that  $rj = 4$  yields almost no loss in accuracy to  $rj = 0$  but achieves approximately 2X greater compression in reasoning length.

Table 2: Ablation studies of different annotation strategies on training the AutoL2S framework.

Method	Average		MATH500		GPQA		GSM8K		Olympiad	
	Acc	Len	Acc	Len	Acc	Len	Acc	Len	Acc	Len
Long-only Distill	0.638	6019	0.824	5383	0.359	6049	0.926	1321	0.444	11322
Long-short Separated Distill	0.626	4250	0.798	3123	0.389	5096	0.919	864	0.399	7919
Short-Long Distill	0.610	1798	0.758	3239	0.414	1754	0.883	701	0.384	1499
Long-Short Distill (rj = 0)	0.660	4512	0.800	3468	0.434	4777	0.934	735	0.470	9068
Long-Short Distill (rj = 8)	0.639	3214	0.798	2416	0.394	3492	0.929	488	0.436	6459

Table 3: Ablation studies of auto long-short reasoning using &lt;EASY&gt; token.

Method	Average		MATH500		GPQA		GSM8K		Olympiad	
	Acc	Len	Acc	Len	Acc	Len	Acc	Len	Acc	Len
Qwen2.5-Math-7B-Instruct	0.603	1072	0.792	798	0.288	1806	0.943	357	0.389	1328
Bespoke-Stratos-7B	0.638	6019	0.824	5383	0.359	6049	0.926	1321	0.444	11322
AutoL2S w/o <EASY>	0.644	6327	0.792	5999	0.399	6489	0.923	1389	0.463	11432
AutoL2S w/ Force-Short	0.639	1668	0.776	1616	0.409	1943	0.925	343	0.444	2768
AutoL2S w/ Force-Long	0.664	5912	0.844	5437	0.409	5808	0.922	1230	0.481	11173
AutoL2S (rj = 0)	0.660	4512	0.800	3468	0.434	4777	0.934	735	0.470	9068

#### 4.4 Impact on Long-short Reasoning Annotation (RQ2)

In this section, we analyze the impact of our concatenation strategy for combining long and short CoT reasoning paths in the long-short reasoning annotation process. We conduct ablation studies on different distillation strategies for long-short CoT reasoning paths, with Qwen2.5-7B-Instruct model serving as the non-reasoning base model. We compare three other different format of annotation to the proposed Long-to-short Reasoning Annotation (i.e., *Long-short Distill*): (1) *Long-only Distill* represents the original distillation from only long reasoning in Bespoke-Stratos-17k reasoning dataset, following the format in Equation 1; (2) *Short-long Distill* switches the position of long and short reasoning path in Equation 2; and (3) *Long-short Separated Distill* constructs the long and short CoT reasoning paths following the format in Equation 1, where short CoT reasoning paths are replaced with long reasoning paths only whenever the corresponding answers are correct. All results are demonstrated in Table 3. We observe that *Long-Short Distill* maintains reasoning accuracy without degradation while achieving the best balance between accuracy preservation and output length compression, compared with other formats of long-short term annotation.

#### 4.5 Impact of the <EASY> Token (RQ2)

In this section, we examine the impact of the <EASY> token on enhancing both the efficiency and efficacy of LLM reasoning tasks. The results are showcased in Table 3. We conduct the ablation studies on three different cases in terms of the long-short triggers and <EASY> tokens that we utilize in the AutoL2S framework. Based on the AutoL2S framework, (1) “w/ Force-Short” refers to the setting where <Short Trigger> is always used to initiate reasoning path generation; (2) “w/ Force-Long” denotes the setting where <Longer Trigger> is consistently used to initiate CoT generation; and (3) “w/o <EASY>” indicates that no explicit trigger is applied and the model generates reasoning paths in formats that follow either Equation 1 or Equation 2. We summarize the findings as follows:



### Case Study: The Lollipop Packing Problem

**User Prompt:** Jean has 30 lollipops. Jean eats 2 of the lollipops. With the remaining lollipops, Jean wants to package 2 lollipops in one bag. How many bags can Jean fill?

**Baseline Response (445 Tokens):**

`<|begin_of_thought|` Okay, let’s see. Jean has 30 lollipops. She eats 2 of them. Then she wants to put the remaining ones into bags, with each bag holding 2 lollipops. The question is, how many bags can she fill? Hmm, first step, I need to figure out how many lollipops Jean has left after she eats 2. So originally, she has 30. If she eats 2, that means she subtracts 2 from 30. Let me write that down: 30 minus 2 equals 28. So she has 28 lollipops left. Now, she wants to put 2 lollipops in each bag. So, to find out how many bags she can fill, I need to divide the number of remaining lollipops by 2. That would be ...[251 tokens omitted]

**AutoL2S Response (136 Tokens):**

`<|begin_of_solution|` **<EASY>** **<Short Trigger>** This is a trigger to ensure the model’s upcoming output **<short>**. Let’s approach this step by step. Jean starts with 30 lollipops. She eats 2, so we need to subtract those from the total. 30 minus 2 equals 28. So, Jean has 28 lollipops left. Now, Jean wants to put 2 lollipops in each bag. To find out how many bags she can fill, we divide the number of remaining lollipops by the number of lollipops per bag. 28 divided by 2 equals 14. Therefore, Jean can fill 14 bags. `<|end_of_solution|`

- **AutoL2S vs. “w/o <EASY>”:** AutoL2S outperforms the “w/o <EASY>” variant in both reasoning accuracy and the length of the generated CoT reasoning paths. This further demonstrates that incorporating the <EASY> token to automatically switch between easy and regular reasoning modes improves efficiency without compromising performance.
- **AutoL2S vs. “Force-Long”:** Compared with the “Force-Long” case, AutoL2S obtains a similar reasoning accuracy on average while generating around 30% shorter of the reasoning length. Furthermore, compared to “Force-Long” with Bespoke-Stratos-7B, trained on the entire long CoT reasoning data, we can observe that “Force-Long” outperforms Bespoke-Stratos-7B in terms of reasoning accuracy while holding similar reasoning path length. These results indicate that the long reasoning paths generated by our method are of higher quality than those produced by Bespoke-Stratos-7B.
- **“Force-Short” vs. “Qwen2.5-Math-7B-Instruct”:** The comparison between “Force-Short” and Qwen2.5-Math-7B-Instruct (i.e., the training sources of short CoT reasoning paths) indicates the significant quality improvement of short CoT reasoning path generation, benefited by the proposed long-short reasoning annotation. With only minimal increases in token count on two out of four evaluation datasets, the short CoT reasoning paths generated by “Force-Short” remain high-quality and are well-suited for addressing easy questions.

## 4.6 Mechanism behind the Auto Long-short Reasoning (RQ3)

In this section, we discuss the intrinsic explanation of Auto Long-short Reasoning. To assess the mechanism behind, Figure 3 presents the attention map comparisons across different training steps of AutoL2S, highlighting the benefit of the concatenation order used in *Long-Short Distill*. In the early stages of training (i.e., training step 300), we observe that long CoT reasoning paths significantly impact the attention patterns of short CoT reasoning paths, indicating that long-form reasoning benefits the learning of short reasoning generation. As training progresses (i.e., training step 1551), the correlation between long and short CoT reasoning paths significantly diminishes, indicating that they evolve into two distinct components. This separation further explains why Auto Long-Short Reasoning is effective and flexible in switching to easy questions simply using the **<Short Trigger>** when the **<EASY>** token is presented during inference. Without the need to fill any dummy key-value attention or changing positional encoding, the direct use of **<Short Trigger>** remains effective, as it requires nearly no contextual attention to initiate the generation of a short reasoning path.

## 4.7 A Case Study of AutoL2S

We provide an example here to show an example of efficient inference in Case Study 1. The AutoL2S response shown here is generated by a model trained on Qwen2.5-7B-Instruct with  $rj = 8$ , while the



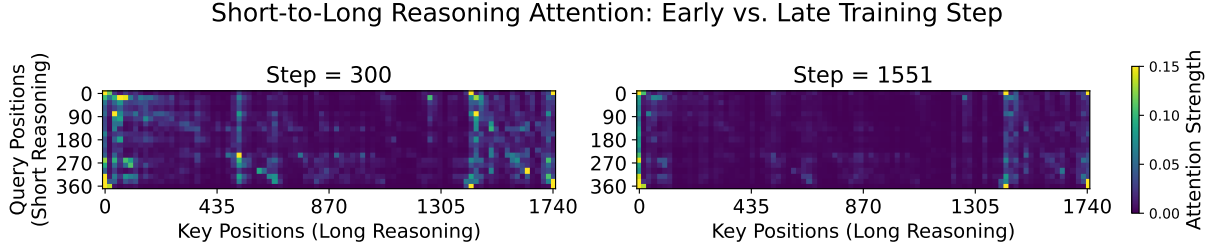


Figure 3: Comparison of attention maps at early and late training steps of AutoL2S. Step 1551 corresponds to the final training step. Given the long sequence lengths, we group every 20 tokens together to calculate attention scores between long and short reasoning paths for better visualization.

baseline response is produced by Bespoke-Stratos-7B. These observations validate that AutoL2S obtains an around 3X shorter reasoning path than the one from the baseline.

## 5 Related Work

**Reasoning-capable LLMs.** Recent advancements in LLMs have significantly enhanced their reasoning capabilities, exemplified by large reasoning models such as OpenAI o1 [25] and DeepSeek-R1 [10], and QwQ-32B [31]. OpenAI o1 [25] introduces advanced reasoning mechanisms designed to tackle complex problems, such as mathematical and programming tasks. Similarly, DeepSeek-R1 [10] enhances reasoning abilities by employing RL to incentivize effective reasoning behaviors. Additionally, DeepSeek-R1 curates specialized reasoning datasets, enabling the explicit distillation of reasoning capabilities into smaller models through SFT.

**Efficient LLM Reasoning.** Thinking steps of LLMs have become longer, leading to the “overthinking problem” [5, 29]. To mitigate lengthy responses and reasoning processes, several works have been conducted to shorten thinking steps and produce more concise reasoning [29, 6]. *RL-based methods* aim to encourage full-length reasoning models to generate concise thinking steps or train non-reasoning models to learn efficient reasoning by incorporating a length-aware reward [30, 19, 1, 39, 28, 14]. Specifically, they propose designing a length-based score to penalize excessively lengthy responses, complementing original rewards (e.g., format reward and accuracy reward). Kimi K1.5 [30] calculates a length reward based on the response length relative to the shortest and longest responses. L1 [1] modifies the training data with the designated length constraint instruction, and then add the length reward. O1-Pruner [19] introduces the length-harmonizing reward, which calculates the ratio of lengths between the reference model and predicted model along with the accuracy-based constraints.

*SFT-based methods* curate variable-length CoT training datasets to fine-tune overthinking reasoning models for shorter reasoning paths or to equip non-reasoning models with efficient reasoning capabilities [11, 34, 20, 41, 8]. Specifically, based on long CoT reasoning data, they curate shorter yet accurate CoT reasoning paths as training data. Token-skip [34] leverages LLMingua [16] to compress lengthy CoT responses into shorter ones based on semantic scores, and then fine-tunes the model for efficient reasoning. CoT-Valve [20] controls the magnitude of LoRA [15] weights to generate variable-length CoT training data, which are then used to fine-tune an efficient reasoning model. Token-Budget [11] assigns specific token budgets to prompts in order to generate shorter reasoning steps, and these concise CoT examples are then used for model fine-tuning.

## 6 Conclusion

This paper presents the Auto Long-Short Reasoning (AutoL2S), a dynamic and model-agnostic framework for improving the efficiency of LLM reasoning. By training on proposed annotated data that pairs long and short CoT reasoning paths and incorporating a special <EASY> token, AutoL2S enables LLMs to decide when extended reasoning is necessary and when a concise path suffices. This learned adaptive behavior helps avoid overthinking on simple questions, reducing unnecessary computation. Experimental results show that AutoL2S reduces reasoning length by up to 57% without degrading performance, demonstrating its effectiveness for scalable and cost-efficient LLM deployment in real-world settings.

## References

- [1] Pranjal Aggarwal and Sean Welleck. L1: Controlling how long a reasoning model thinks with reinforcement learning. *arXiv preprint arXiv:2503.04697*, 2025.
- [2] Anthropic. Claude, July 2023.
- [3] Chia-Yuan Chang, Zhimeng Jiang, Vineeth Rakesh, Menghai Pan, Chin-Chia Michael Yeh, Guanchu Wang, Mingzhi Hu, Zhichao Xu, Yan Zheng, Mahashweta Das, et al. Main-rag: Multi-agent filtering retrieval-augmented generation. *arXiv preprint arXiv:2501.00332*, 2024.
- [4] Qiguang Chen, Libo Qin, Jinhao Liu, Dengyun Peng, Jiannan Guan, Peng Wang, Mengkang Hu, Yuhang Zhou, Te Gao, and Wanxiang Che. Towards reasoning era: A survey of long chain-of-thought for reasoning large language models. *arXiv preprint arXiv:2503.09567*, 2025.
- [5] Xingyu Chen, Jiahao Xu, Tian Liang, Zhiwei He, Jianhui Pang, Dian Yu, Linfeng Song, Qiuzhi Liu, Mengfei Zhou, Zhuosheng Zhang, et al. Do not think that much for  $2+3=?$  on the overthinking of o1-like llms. *arXiv preprint arXiv:2412.21187*, 2024.
- [6] Yu-Neng Chuang, Leisheng Yu, Guanchu Wang, Lizhe Zhang, Zirui Liu, Xuanting Cai, Yang Sui, Vladimir Braverman, and Xia Hu. Confident or seek stronger: Exploring uncertainty-based on-device llm routing from benchmarking to generalization. *arXiv preprint arXiv:2502.04428*, 2025.
- [7] Karl Cobbe, Vineet Kosaraju, Mohammad Bavarian, Mark Chen, Heewoo Jun, Lukasz Kaiser, Matthias Plappert, Jerry Tworek, Jacob Hilton, Reiichiro Nakano, Christopher Hesse, and John Schulman. Training verifiers to solve math word problems. *arXiv preprint arXiv:2110.14168*, 2021.
- [8] Yingqian Cui, Pengfei He, Jingying Zeng, Hui Liu, Xianfeng Tang, Zhenwei Dai, Yan Han, Chen Luo, Jing Huang, Zhen Li, et al. Stepwise perplexity-guided refinement for efficient chain-of-thought reasoning in large language models. *arXiv preprint arXiv:2502.13260*, 2025.
- [9] Aaron Grattafiori, Abhimanyu Dubey, Abhinav Jauhri, Abhinav Pandey, Abhishek Kadian, Ahmad Al-Dahle, Aiesha Letman, Akhil Mathur, Alan Schelten, Alex Vaughan, et al. The llama 3 herd of models. *arXiv preprint arXiv:2407.21783*, 2024.
- [10] Daya Guo, Dejian Yang, Haowei Zhang, Junxiao Song, Ruoyu Zhang, Runxin Xu, Qihao Zhu, Shirong Ma, Peiyi Wang, Xiao Bi, et al. Deepseek-r1: Incentivizing reasoning capability in llms via reinforcement learning. *arXiv preprint arXiv:2501.12948*, 2025.
- [11] Tingxu Han, Chunrong Fang, Shiyu Zhao, Shiqing Ma, Zhenyu Chen, and Zhenting Wang. Token-budget-aware llm reasoning. *arXiv preprint arXiv:2412.18547*, 2024.
- [12] Chaoqun He, Renjie Luo, Yuzhuo Bai, Shengding Hu, Zhen Leng Thai, Junhao Shen, Jinyi Hu, Xu Han, Yujie Huang, Yuxiang Zhang, et al. Olympiadbench: A challenging benchmark for promoting agi with olympiad-level bilingual multimodal scientific problems. *arXiv preprint arXiv:2402.14008*, 2024.
- [13] Dan Hendrycks, Collin Burns, Saurav Kadavath, Akul Arora, Steven Basart, Eric Tang, Dawn Song, and Jacob Steinhardt. Measuring mathematical problem solving with the math dataset. *arXiv preprint arXiv:2103.03874*, 2021.
- [14] Bairu Hou, Yang Zhang, Jiabao Ji, Yujian Liu, Kaizhi Qian, Jacob Andreas, and Shiyu Chang. Thinkprune: Pruning long chain-of-thought of llms via reinforcement learning. *arXiv preprint arXiv:2504.01296*, 2025.
- [15] Edward J Hu, Yelong Shen, Phillip Wallis, Zeyuan Allen-Zhu, Yuanzhi Li, Shean Wang, Lu Wang, Weizhu Chen, et al. Lora: Low-rank adaptation of large language models. *ICLR*, 1(2):3, 2022.
- [16] Huiqiang Jiang, Qianhui Wu, Chin-Yew Lin, Yuqing Yang, and Lili Qiu. Llmllingua: Compressing prompts for accelerated inference of large language models. *arXiv preprint arXiv:2310.05736*, 2023.
- [17] Bespoke Labs. Bespoke-stratos: The unreasonable effectiveness of reasoning distillation. <https://www.bespokelabs.ai/blog/bespoke-stratos-the-unreasonable-effectiveness-of-reasoningdistillation>, 2025. Accessed: 2025-01-22.

- [18] Tengxiao Liu, Qipeng Guo, Xiangkun Hu, Cheng Jiayang, Yue Zhang, Xipeng Qiu, and Zheng Zhang. Can language models learn to skip steps? *arXiv preprint arXiv:2411.01855*, 2024.
- [19] Haotian Luo, Li Shen, Haiying He, Yibo Wang, Shiwei Liu, Wei Li, Naiqiang Tan, Xiaochun Cao, and Dacheng Tao. O1-pruner: Length-harmonizing fine-tuning for o1-like reasoning pruning. *arXiv preprint arXiv:2501.12570*, 2025.
- [20] Xinyin Ma, Guangnian Wan, Runpeng Yu, Gongfan Fang, and Xinchao Wang. Cot-valve: Length-compressible chain-of-thought tuning. *arXiv preprint arXiv:2502.09601*, 2025.
- [21] Xinyin Ma, Guangnian Wan, Runpeng Yu, Gongfan Fang, and Xinchao Wang. Cot-valve: Length-compressible chain-of-thought tuning, 2025. URL <https://arxiv.org/abs/2502.09601>, 9601, 2025.
- [22] Niklas Muennighoff, Zitong Yang, Weijia Shi, Xiang Lisa Li, Li Fei-Fei, Hannaneh Hajishirzi, Luke Zettlemoyer, Percy Liang, Emmanuel Candès, and Tatsunori Hashimoto. sl: Simple test-time scaling. *arXiv preprint arXiv:2501.19393*, 2025.
- [23] Matthew Neeley, Guantong Qi, Guanchu Wang, Ruixiang Tang, Dongxue Mao, Chaozhong Liu, Sasidhar Pasupuleti, Bo Yuan, Fan Xia, Pengfei Liu, et al. Survey and improvement strategies for gene prioritization with large language models. *arXiv preprint arXiv:2501.18794*, 2025.
- [24] Isaac Ong, Amjad Almahairi, Vincent Wu, Wei-Lin Chiang, Tianhao Wu, Joseph E Gonzalez, M Waleed Kadous, and Ion Stoica. Routellm: Learning to route llms from preference data. In *The Thirteenth International Conference on Learning Representations*, 2024.
- [25] OpenAI. Learning to reason with llms. [urlhttps://openai.com/index/learning-to-reason-with-llms/](https://openai.com/index/learning-to-reason-with-llms/).
- [26] Avinash Patil. Advancing reasoning in large language models: Promising methods and approaches. *arXiv preprint arXiv:2502.03671*, 2025.
- [27] David Rein, Betty Li Hou, Asa Cooper Stickland, Jackson Petty, Richard Yuanzhe Pang, Julien Dirani, Julian Michael, and Samuel R Bowman. Gpqa: A graduate-level google-proof q&a benchmark. In *First Conference on Language Modeling*, 2024.
- [28] Yi Shen, Jian Zhang, Jieyun Huang, Shuming Shi, Wenjing Zhang, Jiangze Yan, Ning Wang, Kai Wang, and Shiguo Lian. Dast: Difficulty-adaptive slow-thinking for large reasoning models. *arXiv preprint arXiv:2503.04472*, 2025.
- [29] Yang Sui, Yu-Neng Chuang, Guanchu Wang, Jiamu Zhang, Tianyi Zhang, Jiayi Yuan, Hongyi Liu, Andrew Wen, Shaochen Zhong, Hanjie Chen, et al. Stop overthinking: A survey on efficient reasoning for large language models. *arXiv preprint arXiv:2503.16419*, 2025.
- [30] Kimi Team, Angang Du, Bofei Gao, Bowei Xing, Changjiu Jiang, Cheng Chen, Cheng Li, Chenjun Xiao, Chenzhuang Du, Chonghua Liao, et al. Kimi k1. 5: Scaling reinforcement learning with llms. *arXiv preprint arXiv:2501.12599*, 2025.
- [31] Qwen Team. Qwq-32b-preview. [urlhttps://qwenlm.github.io/blog/qwq-32b-preview/](https://qwenlm.github.io/blog/qwq-32b-preview/).
- [32] Guanchu Wang, Yu-Neng Chuang, Ruixiang Tang, Shaochen Zhong, Jiayi Yuan, Hongye Jin, Zirui Liu, Vipin Chaudhary, Shuai Xu, James Caverlee, et al. Taylor unswift: Secured weight release for large language models via taylor expansion. In *Proceedings of the 2024 Conference on Empirical Methods in Natural Language Processing*, pages 6928–6941, 2024.
- [33] Guanchu Wang, Junhao Ran, Ruixiang Tang, Chia-Yuan Chang, Yu-Neng Chuang, Zirui Liu, Vladimir Braverman, Zhandong Liu, and Xia Hu. Assessing and enhancing large language models in rare disease question-answering. *arXiv preprint arXiv:2408.08422*, 2024.
- [34] Heming Xia, Yongqi Li, Chak Tou Leong, Wenjie Wang, and Wenjie Li. Tokenskip: Controllable chain-of-thought compression in llms. *arXiv preprint arXiv:2502.12067*, 2025.
- [35] An Yang, Baosong Yang, Beichen Zhang, Binyuan Hui, Bo Zheng, Bowen Yu, Chengyuan Li, Dayiheng Liu, Fei Huang, Haoran Wei, et al. Qwen2. 5 technical report. *arXiv preprint arXiv:2412.15115*, 2024.

- [36] An Yang, Baosong Yang, Beichen Zhang, Binyuan Hui, Bo Zheng, Bowen Yu, Chengyuan Li, Dayiheng Liu, Fei Huang, Haoran Wei, Huan Lin, Jian Yang, Jianhong Tu, Jianwei Zhang, Jianxin Yang, Jiayi Yang, Jingren Zhou, Junyang Lin, Kai Dang, Keming Lu, Keqin Bao, Kexin Yang, Le Yu, Mei Li, Mingfeng Xue, Pei Zhang, Qin Zhu, Rui Men, Runji Lin, Tianhao Li, Tingyu Xia, Xingzhang Ren, Xuancheng Ren, Yang Fan, Yang Su, Yichang Zhang, Yu Wan, Yuqiong Liu, Zeyu Cui, Zhenru Zhang, and Zihan Qiu. Qwen2.5 technical report. *arXiv preprint arXiv:2412.15115*, 2024.
- [37] Wang Yang, Hongye Jin, Jingfeng Yang, Vipin Chaudhary, and Xiaotian Han. Thinking preference optimization. *arXiv preprint arXiv:2502.13173*, 2025.
- [38] Yixin Ye, Zhen Huang, Yang Xiao, Ethan Chern, Shijie Xia, and Pengfei Liu. Limo: Less is more for reasoning. *arXiv preprint arXiv:2502.03387*, 2025.
- [39] Edward Yeo, Yuxuan Tong, Morry Niu, Graham Neubig, and Xiang Yue. Demystifying long chain-of-thought reasoning in llms. *arXiv preprint arXiv:2502.03373*, 2025.
- [40] Ping Yu, Jing Xu, Jason Weston, and Ilia Kulikov. Distilling system 2 into system 1. *arXiv preprint arXiv:2407.06023*, 2024.
- [41] Zhaojian Yu, Yinghao Wu, Yilun Zhao, Arman Cohan, and Xiao-Ping Zhang. Z1: Efficient test-time scaling with code, 2025.
- [42] Zhenru Zhang, Chujie Zheng, Yangzhen Wu, Beichen Zhang, Runji Lin, Bowen Yu, Dayiheng Liu, Jingren Zhou, and Junyang Lin. The lessons of developing process reward models in mathematical reasoning. *arXiv preprint arXiv:2501.07301*, 2025.

## A Details of Baseline Implementation

### A.1 Bespoke-Stratos

We implement this baseline by fully fine-tuning language models on the Bespoke-Stratos-17k dataset, which comprises 17,000 examples of questions, long-form reasoning traces, and corresponding answers. The resulting model serves as an oracle reference for reasoning performance.

Following standard SFT procedures, training is performed by minimizing the standard cross-entropy loss over the input sequence. We employ the AdamW optimizer with a learning rate of  $1e-5$  and a batch size of 32. Fine-tuning is conducted for three epochs on two NVIDIA A100 80GB GPUs with mixed-precision training enabled. For the 7B base model, we directly utilize the publicly released checkpoint VanWang/Bespoke-Stratos-7B-repro-SFT.

### A.2 O1-pruner

O1-pruner introduces a Length-Harmonizing Reward, integrated with a PPO-style loss, to optimize the policy model  $\pi_\theta$  and reduce the length of generated chain-of-thought (CoT) reasoning. Considering the effectiveness of off-policy training with pre-collected data, O1-pruner adopts an off-policy training approach by sampling from the reference model  $\pi_{\text{ref}}$  rather than from  $\pi_\theta$ . Specifically, the training procedure consists of two steps: (1) generating CoT samples using  $\pi_{\text{ref}}$ , and (2) fine-tuning the policy model with the proposed PPO-style objective based on the generated samples.

In our implementation, we follow the original experimental setting and reproduce the method based on its official repository.<sup>1</sup> For training, we sample 5,000 problems from the Bespoke-Stratos-17k dataset and generate 16 solutions for each problem. We then perform length-harmonizing fine-tuning for one epoch to jointly optimize both output length and answer correctness. To ensure fair comparison with our method, we use Bespoke-Stratos-3B/7B as the reference model and set the maximum sequence length to 10,240 tokens when training.

### A.3 CoT-Valve

COT-Valve is designed to enable models to generate reasoning chains of varying lengths. It controls the length of reasoning by linearly combining the LoRA weights of distilled long-form reasoning CoT and non-reasoning model. For the specific Long to Short CoT task, it has three stages: (1) finetune the LLM base model on a long-cot dataset using Lora to identify a direction in the parameter space that control the length of generated CoT (2) merge Lora weights with the base model at varying interpolation ratios generate models and use them construct datasets containing CoT of decreasing lengths (3) finetuning the distilled reasoning model with the generated dataset in a progressive way, where the model is trained with shorter reasoning path samples between epochs. This progressive training strategy enables the model to gradually compress its reasoning while maintaining correctness.

In our implementation, we follow the original configuration in COT-Valve. The LoRA rank and LoRA alpha are set to 32 and 64, respectively, for both the first and third stages. In the first stage, we finetune the non-reasoning models Qwen2.5-3B-Instruct/Qwen2.5-7B-Instruct on the Bespoke-Stratos-17k dataset for three epochs using Lora. The learning rate is  $4e-5$  and the batch size is 64. In the second stage, we apply LoRA weight interpolation with coefficients 0.8 and 0.6. Due to resource constraints, we randomly sample 2,000 questions for each interpolated model to generate responses, and retain only those samples with correct answers. In the third stage, the model that we get in the first stage is further fine-tuned for 2 epochs on each type of generated dataset, using the same learning rate of  $4e-5$  and a batch size of 64.

---

<sup>1</sup><https://github.com/StarDewXXX/O1-Pruner>

## B Details of Instruction Prompt and Triggers in AutoL2S

In this section, we introduce the format of instruction prompts and triggers that we utilized in our AutoL2S framework.

### B.1 System prompt and Inference Prompt

#### System Prompt / Inference Prompt

Your role as an assistant is to solve problems using one of two ways.

First, think step-by-step and give the answer. The solution should be formatted as follows:

```
<|begin_of_solution|>
{precise and concise solution}
<|end_of_solution|>
```

Second, your output thoroughly explores questions through a systematic long thinking process before providing the final precise and accurate solutions. This requires engaging in a comprehensive cycle of analysis, summarizing, exploration, reassessment, reflection, backtracing, and iteration to develop well-considered thinking process.

Please structure your response into two main sections: Thought and Solution.

In the Thought section, detail your reasoning process using the specified format:

```
<|begin_of_thought|> {thought with steps separated with '\n\n'} <|end_of_thought|>
```

Each step should include detailed considerations such as analysing questions, summarizing relevant findings, brainstorming new ideas, verifying the accuracy of the current steps, refining any errors, and revisiting previous steps.

In the Solution section, based on various attempts, explorations, and reflections from the Thought section, systematically present the final solution that you deem correct. The solution should remain a logical, accurate, concise expression style and detail necessary steps needed to reach the conclusion, formatted as follows:

```
<|begin_of_solution|>
{final formatted, precise, and clear solution}
<|end_of_solution|>
```

Now, try to solve the following question through the above guidelines:

### B.2 Special Token and Long-short Trigger

#### Special Easy Token and Long-short Trigger

<Easy> Token: <specialLong>

**Short Trigger:** This is a trigger to ensure the model's upcoming output <short>.

**Long Trigger:** Let's consider this problem in a <pureLong> way.

## C Robustness Analytics of AutoL2S

To assess the robustness of our method, we further evaluated AutoL2S on both 3B and 7B models under three different runs with different random seeds. The reported values correspond to the mean and standard deviation with same settings presented in Section 4. The **bold** numbers represent the best performance, and underline refers to the second best among the settings.

Based on the average performance, AutoL2S outperforms CoT-Valve by achieving higher accuracy and generating shorter reasoning paths. Compared to O1-pruner, AutoL2S produces shorter reasoning paths while maintaining comparable average accuracy across all four reasoning benchmarks. Furthermore, AutoL2S achieves nearly the same average accuracy as the oracle SFT R1-distilled models (i.e., Bespoke-Stratos-3B/7B), while significantly reducing reasoning path length. This presents the same observation showcased in Section 4.

Considering standard deviation, AutoL2S continues to outperform both the oracle SFT R1-distilled models and other baselines, offering better accuracy and lower average token usage. For example, with AutoL2S based on Qwen2.5-7B-Instruct, the performance remains the best among all methods, while also achieving the shortest reasoning lengths. These results demonstrate that AutoL2S has both competitive and robust performance in efficient reasoning tasks.

Table 4: Evaluation results of AutoL2S based on Qwen2.5-3B-Instruct.(mean  $\pm$  std)

	Average		MATH500		GPQA		GSM8K		Olympiad	
	Acc	Len	Acc	Len	Acc	Len	Acc	Len	Acc	Len
Qwen2.5-3B-Instruct	0.479	777	0.622	806	0.349	770	0.679	376	0.266	1158
Bespoke-Stratos	0.516	8931	0.636	9246	0.308	10129	<u>0.848</u>	1624	0.272	14724
CoT-Valve	0.484	5889	0.602	4980	0.258	6898	0.805	1660	0.270	10017
O1-pruner	<b>0.535</b>	6686	<b>0.704</b>	6769	0.283	7348	<b>0.859</b>	1210	<b>0.295</b>	11416
AutoL2S (rj = 0)	0.523 $\pm 0.006$	5083 $\pm 737$	0.656 $\pm 0.015$	4287 $\pm 605$	<u>0.322</u> $\pm 0.003$	<b>4018</b> $\pm 941$	0.830 $\pm 0.026$	1109 $\pm 224$	<u>0.284</u> $\pm 0.023$	10919 $\pm 1293$
AutoL2S (rj = 4)	<u>0.524</u> $\pm 0.009$	<u>3569</u> $\pm 506$	0.646 $\pm 0.016$	<u>2713</u> $\pm 135$	<b>0.347</b> $\pm 0.015$	<u>4118</u> $\pm 514$	0.826 $\pm 0.003$	<u>503</u> $\pm 4$	0.278 $\pm 0.007$	<u>6942</u> $\pm 1915$
AutoL2S (rj = 8)	0.523 $\pm 0.007$	<b>3255</b> $\pm 548$	<u>0.671</u> $\pm 0.021$	<b>2523</b> $\pm 200$	0.317 $\pm 0.008$	4135 $\pm 598$	0.825 $\pm 0.004$	<b>417</b> $\pm 41$	0.280 $\pm 0.005$	<b>5947</b> $\pm 1796$

Table 5: Evaluation results of AutoL2S based on Qwen2.5-7B-Instruct.(mean  $\pm$  std)

	Average		MATH500		GPQA		GSM8K		Olympiad	
	Acc	Len	Acc	Len	Acc	Len	Acc	Len	Acc	Len
Qwen2.5-7B-Instruct	0.586	435	0.748	556	0.308	27	0.902	260	0.384	896
Bespoke-Stratos	0.638	6019	<u>0.824</u>	5383	0.359	6049	<u>0.926</u>	1321	<u>0.444</u>	11322
CoT-Valve	0.594	4747	0.730	4483	0.369	4930	0.898	928	0.378	8647
O1-pruner	<u>0.650</u>	5267	<b>0.832</b>	5104	<u>0.399</u>	5312	<b>0.936</b>	1065	0.433	9586
AutoL2S (rj = 0)	<b>0.652</b> $\pm 0.007$	4348 $\pm 306$	0.795 $\pm 0.005$	3278 $\pm 240$	<b>0.431</b> $\pm 0.006$	4590 $\pm 532$	0.923 $\pm 0.011$	595 $\pm 150$	<b>0.460</b> $\pm 0.010$	8932 $\pm 335$
AutoL2S (rj = 4)	0.630 $\pm 0.011$	<u>3233</u> $\pm 474$	0.788 $\pm 0.017$	<u>2200</u> $\pm 354$	0.375 $\pm 0.033$	<u>3103</u> $\pm 494$	0.915 $\pm 0.003$	<u>439</u> $\pm 68$	0.442 $\pm 0.009$	<u>7190</u> $\pm 994$
AutoL2S (rj = 8)	0.626 $\pm 0.013$	<b>2746</b> $\pm 496$	0.785 $\pm 0.012$	<b>2019</b> $\pm 368$	0.380 $\pm 0.019$	<b>2587</b> $\pm 799$	0.915 $\pm 0.015$	<b>415</b> $\pm 75$	0.422 $\pm 0.016$	<b>5964</b> $\pm 921$

## D Additional Case Studies

In this section, we present additional case studies to demonstrate the efficiency of AutoL2S. The AutoL2S responses shown in this section are generated by a model trained on Qwen2.5-7B-Instruct with  $rj = 8$ . The baseline responses in the first two examples are produced by Bespoke-Stratos-7B [17]. We include three types of inference modes: Auto Long Reasoning, Auto Short Reasoning, and AutoL2S without using <EASY>.



## D.1 Auto Long Reasoning for Regular Questions

We showcase an example when encountering a regular question. AutoL2S automatically choose to reasoning longer but eliminate the token usage compared to baseline responses.

### Case Study: Auto Long Reasoning for Regular Questions

**User Prompt:** Melissa works as a pet groomer. This week, she has 8 dogs that need to be bathed, 5 cats that need their nails clipped, 3 birds that need their wings trimmed, and 12 horses that need to be brushed. If she splits the grooming jobs evenly over the days, how many animals will she groom each day of the week?

**Baseline Response (2207 Tokens):**

<|begin\_of\_thought|>

Okay, let's see. Melissa is a pet groomer, and she has different animals to groom this week. The problem is asking how many animals she'll groom each day if she splits the jobs evenly over the days. Alright, so first, I need to figure out the total number of animals she has to groom. Let me list them out:

- Dogs: 8 that need bathing.
- Cats: 5 that need their nails clipped.
- Birds: 3 that need their wings trimmed.
- Horses: 12 that need brushing.

...[1889 tokens omitted]...

<|end\_of\_thought|>

<|begin\_of\_solution|>

Melissa has a total of 8 dogs, 5 cats, 3 birds, and 12 horses to groom. To find the total number of animals:

$$8 (\text{dogs}) + 5 (\text{cats}) + 3 (\text{birds}) + 12 (\text{horses}) = 28 (\text{total animals})$$

The problem asks how many animals she will groom each day if the jobs are split evenly over the days. Assuming she works 7 days a week, the calculation is:

$$\frac{28 (\text{total animals})}{7 (\text{days})} = 4 (\text{animals per day})$$

Thus, the final answer is 4.

<|end\_of\_solution|>

**AutoL2S Response (1351 Tokens):**

<|begin\_of\_thought|>

Let's consider this problem in a <pureLong> way. Okay, let's see. So the problem is about Melissa, who's a pet groomer. She has different animals to groom: 8 dogs, 5 cats, 3 birds, and 12 horses. The question is asking how many animals she will groom each day if she splits the jobs evenly over the days of the week.

First, I need to figure out the total number of grooming jobs she has.

...[1112 tokens omitted]...

<|end\_of\_thought|>

<|begin\_of\_solution|>

Melissa has a total of 8 dogs, 5 cats, 3 birds, and 12 horses to groom. Adding these together gives:

$$8 + 5 + 3 + 12 = 28$$

She needs to split these 28 grooming jobs evenly over 7 days of the week. Dividing the total number of jobs by the number of days gives:

$$28 \div 7 = 4$$

Thus, the number of animals she will groom each day is:

4

<|end\_of\_solution|>

## D.2 Auto Short Reasoning for EASY Questions

We showcase the example when AutoL2S encounter a regular question. The results show AutoL2S can automatically switch to from long reasoning path to short reasoning path without sacrificing the reasoning performance.

### Case Study: Auto Short Reasoning for EASY Questions

**User Prompt:** Andrew plans a road trip from New Jersey to Rochester. It takes 6 days to travel by bus and half as many days to travel by car from New Jersey to Rochester. How many days will he travel if he plans to go to Rochester by bus and return from Rochester by car?

**Baseline Answer (573 Tokens):**

<|begin\_of\_thought|>

Okay, so Andrew is planning a road trip from New Jersey to Rochester. The problem says it takes 6 days to travel by bus, and half as many days by car. Then he wants to go by bus and return by car. I need to figure out the total number of days he'll travel.

First, let me parse the information. The trip from New Jersey to Rochester by bus takes 6 days. Then, the return trip by car would take half as many days as the bus trip. So, half of 6 days is 3 days. That makes sense because the problem states "half as many days to travel by car," so it's half the bus time.

So, going by bus: 6 days. Coming back by car: 3 days. To find the total travel time, I need to add both legs of the journey. That would be 6 days + 3 days. Let me do the math:  $6 + 3$  equals 9. So, the total travel time is 9 days.

Wait a second, let me make sure I didn't miss anything. The problem says he plans to go to Rochester by bus and return from Rochester by car. So, it's a round trip. The key here is that the return trip is from Rochester back to where he started, which is New Jersey. So, the distances are the same, but the mode of transportation changes.

The bus trip to Rochester is 6 days, car trip back is half that, so 3 days. Adding them together gives 9 days total travel time. That seems straightforward. Is there any part of this that could be interpreted differently?

For example, maybe the problem is referring to something else, like including time in New Jersey or Rochester? But the problem specifically mentions the travel time by bus and car for the same distance. So, it's just the round trip, with each leg's time as given.

Another check: if the bus takes 6 days, then half of that is indeed 3 days. So,  $6 + 3$  is 9. Yeah, that seems right. I don't see any other factors here. The answer should be 9 days.

<|end\_of\_thought|>

<|begin\_of\_solution|>

Andrew plans to travel from New Jersey to Rochester by bus, which takes 6 days. The return trip by car takes half as many days as the bus trip, which is  $6 \div 2 = 3$  days. The total travel time is the sum of both trips:

$$6 \text{ days (bus)} + 3 \text{ days (car)} = 9 \text{ days}$$

The final answer is 9.

<|end\_of\_solution|>

**AutoL2S Answer (200 Tokens):** <|begin\_of\_solution|>

This is a trigger to ensure the model's upcoming output <short>. To determine the total number of days Andrew will travel, we need to consider both the trip to Rochester and the return trip from Rochester. Let's break it down step by step.

1. **\*\*Trip to Rochester by bus:\*\*** - It takes 6 days to travel by bus from New Jersey to Rochester.
2. **\*\*Return trip from Rochester by car:\*\*** - The problem states that it takes half as many days to travel by car as it does by bus. - Since the bus trip takes 6 days, the car trip will take  $\frac{6}{2} = 3$  days.
3. **\*\*Total travel time:\*\*** - Add the time taken for both trips: 6 days (bus) + 3 days (car) = 9 days.

Therefore, the total number of days Andrew will travel is 9.

<|end\_of\_solution|>

### D.3 AutoL2S w/o <EASY>

We showcase an example of not using <EASY> in AutoL2S.

#### Case Study: AutoL2S w/o <EASY>

**User Prompt:** Janet’s ducks lay 16 eggs per day. She eats three for breakfast every morning and bakes muffins for her friends every day with four. She sells the remainder at the farmers’ market daily for \$2 per fresh duck egg. How much in dollars does she make every day at the farmers’ market?

#### AutoL2S w/o <EASY> (986 Tokens):

<|begin\_of\_thought|>

<specialLong> We will provide a detailed explanation and solution. Okay, let’s see. So Janet’s ducks lay 16 eggs every day. That’s the starting point. Then she does a couple of things with those eggs. First, she eats three for breakfast every morning, and then she uses four to bake muffins for her friends each day. The rest of the eggs, which are left after she uses them for her own consumption and baking, she sells at the farmers’ market for \$2 each. The question is asking how much money she makes from selling those eggs each day.

...[504 tokens omitted]...

<|end\_of\_thought|>

<|begin\_of\_solution|>

Janet starts with 16 eggs each day. She eats 3 eggs for breakfast and uses 4 eggs to bake muffins, totaling  $3 + 4 = 7$  eggs used per day. Subtracting this from the daily total gives  $16 - 7 = 9$  eggs left to sell. Each egg is sold for \$2, so the total money made from selling the eggs is  $9 \times 2 = 18$  dollars. The final answer is 18.

<|end\_of\_solution|><seperate><|begin\_of\_solution|>  
This is a trigger to ensure the model’s upcoming output <short>. To determine how much Janet makes every day at the farmers’ market, we need to follow these steps:

1. **Calculate the total number of eggs laid by the ducks per day:** Janet’s ducks lay 16 eggs per day.
2. **Determine the number of eggs Janet eats for breakfast each day:** Janet eats 3 eggs for breakfast every morning.
3. **Determine the number of eggs Janet uses to bake muffins each day:** Janet bakes muffins for her friends every day with 4 eggs.
4. **Calculate the total number of eggs Janet uses each day:**

$$3 \text{ (eggs for breakfast)} + 4 \text{ (eggs for muffins)} = 7 \text{ eggs}$$

5. **Calculate the number of eggs remaining after Janet uses some for breakfast and baking:**

$$16 \text{ (total eggs)} - 7 \text{ (eggs used)} = 9 \text{ eggs}$$

6. **Determine the amount of money Janet makes from selling the remaining eggs:** Janet sells the remaining 9 eggs at the farmers’ market for \$2 per egg.

$$9 \text{ eggs} \times 2 \text{ dollars per egg} = 18 \text{ dollars}$$

Therefore, the amount of money Janet makes every day at the farmers’ market is 18.

<|end\_of\_solution|>

#### AutoL2S w <EASY> (314 Tokens):

<|begin\_of\_solution|>

This is a trigger to ensure the model’s upcoming output <short>. To determine how much Janet makes every day at the farmers’ market, we need to follow these steps:

1. **Calculate the total number of eggs laid by the ducks per day:** Janet’s ducks lay 16 eggs per day. ...[158 tokens omitted]...
4. **Determine how much Janet makes from selling the remaining eggs:** Janet sells the remaining 9 eggs at the farmers’ market for \$2 per egg. Therefore, the total amount she makes is:

$$9 \text{ eggs} \times 2 \text{ dollars per egg} = 18 \text{ dollars}$$

Thus, the amount Janet makes every day at the farmers’ market is 18 dollars.

<|end\_of\_solution|>

## E Limitations and Broader Impact

**Limitations.** While efficiency gains are promising, we are mindful of potential risks in real-world deployment. The real-world deployment scenarios may exhibit different characteristics, such as noisy inputs or domain shifts, which we leave to future exploration. In addition, we does not directly address broader safety issues such as hallucination, bias mitigation, or adversarial robustness after reasoning token elimination. While reducing unnecessary reasoning steps reduce some forms of model over-generation, we do not make explicit guarantee about improving trustworthiness. We acknowledge that safety remains a critical concern in real-world LLM deployment, especially in high-stakes applications. Integrating our efficiency-aware reasoning framework with techniques for safety alignment, including factuality checks or human feedback mechanisms, is an important direction for future work. We encourage further research into responsible deployment strategies that balance performance, interpretability, and societal impact.

**Broader Impact.** Our work improves the efficiency of LLM reasoning. With less token usage in the reasoning process, our approach could democratize access to high-quality LLM capabilities, making advanced LLMs more affordable and accessible to a wider range of users and institutions. By reducing the computational cost associated with long and often unnecessary chains of thought, our method enables faster inference and lower energy consumption while preserves the reasoning performance, which is particularly important for deployment in resource-constrained settings, such as mobile devices or low-budget environments. Furthermore, this work promotes more sustainable AI practices by decreasing the carbon footprint associated with LLM usage at scale. In academic and public sectors where access to compute is limited, our contribution can help level the playing field by enabling broader experimentation and development using state-of-the-art models. We hope this leads to increased participation in LLM research from underrepresented regions and communities.