

Agent-UniRAG: A Trainable Open-Source LLM Agent Framework for Unified Retrieval-Augmented Generation Systems

Hoang Pham, Thuy-Duong Nguyen, Khac-Hoai Nam Bui*

Viettel Artificial Intelligence and Data Services Center,

Viettel Group, Vietnam

{hoangpv4, nambkh}@viettel.com.vn

Abstract

This paper presents a novel approach for unified retrieval-augmented generation (RAG) systems using the recent emerging large language model (LLM) agent concept. Specifically, Agent LLM, which utilizes LLM as fundamental controllers, has become a promising approach to enable the interpretability of RAG tasks, especially for complex reasoning question-answering systems (e.g., multi-hop queries). Nonetheless, previous works mainly focus on solving RAG systems with either single-hop or multi-hop approaches separately, which limits the application of those approaches to real-world applications. In this study, we propose a trainable agent framework called Agent-UniRAG for unified retrieval-augmented LLM systems, which enhances the effectiveness and interpretability of RAG systems. The main idea is to design an LLM agent framework to solve RAG tasks step-by-step based on the complexity of the inputs, simultaneously including single-hop and multi-hop queries in an end-to-end manner. Furthermore, we introduce SynAgent-RAG, a synthetic dataset to enable the proposed agent framework for small open-source LLMs (e.g., Llama-3-8B). The results show comparable performances with closed-source and larger open-source LLMs across various RAG benchmarks. Our source code and dataset are publicly available for further exploitation.

1 Introduction

Incorporating non-parametric knowledge into large language models (LLMs) through additional retrieval modules has emerged as a promising approach to enhance both accuracy and the timeliness of information (Borgeaud et al., 2022; Izacard et al., 2023). This issue has led to the rapid development of various retrieval-augmented LLM paradigms designed to provide correct answers to user queries.

*Corresponding author

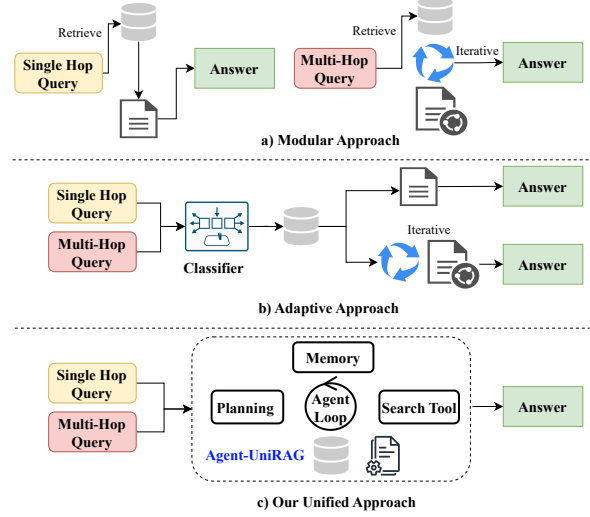


Figure 1: Conceptual analysis of previous works and Agent-UniRAG: (a) Modular approach handles query types separately; (b) Adaptive approach uses a classifier to determine query types before executing them separately; (c) Agent-UniRAG processes all query types within a unified system using the Agent LLM concept.

Accordingly, these modern paradigms address either single-hop which can respond within a single document (i.e., Naive RAG), or complex multi-hop queries, which require the integration and synthesis of information from multiple documents (i.e., Advanced RAG)(Fan et al., 2024).

Nonetheless, existing modern approaches suffer from several significant limitations, including a lack of explainability and traceability. Accordingly, an emerging research issue in this regard is that current methods either inefficiently handle simple queries with unnecessary computational overhead or fail to address complex multi-step queries (Tang and Yang, 2024) (Figure 1 (a)). To address this research issue, a potential method is to add a classification module to classify the complexity of input queries for selecting the appropriate RAG model to respond (Jeong et al., 2024) (Figure 1 (b)). However, this approach is only suitable when the types

of queries are predefined (in specific domains or custom benchmark datasets), which might lack flexibility and scalability in terms of various real-world applications. Recently, LLM Agent, by leveraging LLMs to execute complex tasks, emerged as a promising approach to enable the interpretability and reasoning capability for LLM (Zhao et al., 2024). Specifically, LLM is regarded as the primary controller, integrating with essential components such as planning, memory, and action execute operations necessary to complex tasks (Wang et al., 2024a). Based on this emerging conceptual technology, this study raises a research question: *Can the LLM agent enable the interpretability and reasoning capability of RAG systems in a unified manner?*

Figure 1 (c) illustrates our proposed approach, which is designed to enhance the interpretability and effectiveness of LLMs in RAG tasks, compared with previous approaches in this research field. Specifically, we leverage the emerging concept of LLM agents, employing LLMs as central controllers to unify RAG tasks. Our unified agent is capable of handling queries that require reasoning processes (including both single-hop and multi-hop queries simultaneously) through self-guided instructions and interaction with the external knowledge base. Furthermore, most current LLM agent frameworks rely on closed-source models with very large weight sizes (e.g., GPT-4 (OpenAI, 2024)), which limits their reproducibility and controllability. Our primary focus, therefore, is on enabling trainable open-source LLM agents. In this regard, we also introduce a synthetic dataset named *SynAgent-RAG* to train these open-source LLM-based agents for the unified RAG system. In summary, the main contributions of this study are three-fold as follows:

(i) We propose a unified RAG system using the concept of the LLM agent, which can handle queries that require reasoning processes (e.g. single-hop and multi-hop queries) by self-guided instructions and interaction with the external knowledge base to derive a response to the input queries. To the best of our knowledge, this paper is the first study to execute the unified RAG system in an end-to-end manner.

(ii) We process and introduce the *SynAgent-RAG* dataset, which obtains 16,987 synthetic samples to enable small open-source modern LLMs (e.g., Llama-3-8B) to adapt the proposed Agent-UniRAG approach via instruction finetuning. Accordingly,

this contribution is important to achieve the desired flexibility and scalability since most emerging LLM Agent technologies only work well with very large LLMs as the backbone.

(iii) We evaluate the proposed approach on various RAG benchmarks, including the test set of our proposed SynAgent-RAG dataset. The experimental results show that our approach outperforms previous approaches. Furthermore, with small LLMs (e.g., Llama-3-8B) instruction-finetuned on the proposed dataset, we can achieve competitive performances compared to closed-source (e.g., GPT-4) and larger open-source agent LLMs (e.g., Llama-3-70B).

2 Literature Reviews

2.1 Retrieval-Augmented LLM

The evolution of RAG in the era of LLMs can be divided into three categories, including Naive RAG, Advanced RAG, and Modular RAG (Gao et al., 2023). Naive RAG and Advanced RAG are typical *Retrieve-Read* paradigms (Ma et al., 2023), which focus on finding the answers in a single document (i.e., single-hop queries (Ram et al., 2023)). Meanwhile, the recent emerging Modular RAG has been introduced to go beyond the two aforementioned RAG paradigms, which requires iterative accesses to both LLMs and retrievers multiple times (i.e., multi-hop queries (Trivedi et al., 2023)). Specifically, dynamically selecting the suitable strategy (i.e., single-hop or multi-hop) for unified RAG tasks become an emerging research issue in this research field (Jeong et al., 2024).

2.2 LLM Agent Framework

The concept of LLM agents involves LLM applications that can execute complex tasks, in which LLMs serve as controllers to control the flow of operations needed to complete a task or user request (Wang et al., 2024a). Accordingly, an LLM agent framework consists of the four core components such as *User Request*, *Agent*, *Planning*, and *Memory*. HuggingGPT (Shen et al., 2023) was introduced as one of the first comprehensive LLM-powered agent frameworks, which use LLMs (i.e., ChatGPT) and the ML community (i.e., Hugging Face) to process inputs from different modalities. Sequentially, Yin et al. (2023) introduces LUMOS, an agent framework for trainable open-source LLM. Specifically, the framework designs a modular architecture with a planning module to learn subgoals

and a grounding module trained to translate subgoals into actions, using tools in the execution module. Inspired by previous works, in this study, we present a trainable open-source LLM-based agent framework for unified RAG tasks, which focuses on integrating the interpretable ability of LLM to determine the next action for solving RAG tasks.

3 Methodology

This section introduces the design of Agent-UniRAG. Following the typical pipeline of the LLM agent framework, our framework - Agent-UniRAG is put into a loop and includes four main components including Planning Module, Tool Using Module, Working Memory Module, and Reflector Module as shown in Figure 2.

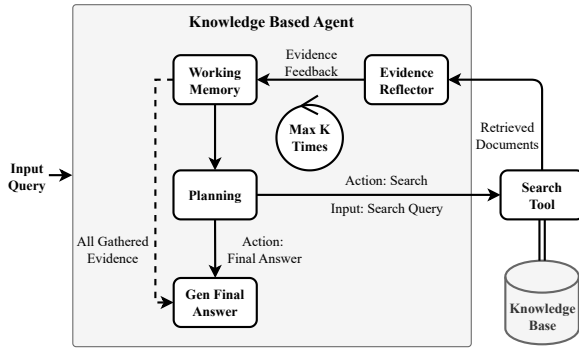


Figure 2: Overall design of Agent-UniRAG.

3.1 Planning Module

Leveraging the reasoning capabilities of modern LLMs, this module is designed to systematically determine the necessary actions required to address a user’s request (Input Query) at each step of the process. Specifically, the agent decides between two primary actions at each decision point:

- **Action: Search** – This action is triggered when the agent needs to acquire additional external knowledge to progress toward solving the problem.
- **Action: Final Answer** – This action is taken when the agent has accumulated sufficient information to confidently provide a response to the query.

To implement this decision-making process, Agent-UniRAG utilizes the ReAct mechanism (Yao et al., 2023), which allows the agent to iteratively reflect on and refine its execution plan. The mechanism guides the agent through a structured sequence of steps: *Thought*, *Action*, and *Evidence*

Feedback. Continuously evaluating and integrating those steps, the agent is capable of addressing complex tasks with great precision.

3.2 Search Tool

At each stage where external knowledge is required (*Action: Search*), the agent interacts with the Knowledge Base through the Search Tool by formulating a search query generated by the Planning Module. The purpose of querying external knowledge is to ground the reasoning process in reliable and up-to-date information beyond the agent’s internal knowledge. This ensures that the agent’s responses are accurate and contextually relevant, especially for tasks requiring current or specialized domain knowledge. The retrieved external evidence supports the resolution of the input query, functioning as a document retrieval task.

3.3 Reflector Module

Documents retrieved from external knowledge bases often include irrelevant or extraneous information, especially when the knowledge base cannot adequately satisfy the query. Incorporating such unfiltered data into LLMs can introduce noise, degrade performance, or even mislead the model. Inspired by (Shinn et al., 2024), to mitigate this issue, we designed a module called Evidence Reflector to provide evidence feedback to LLM, which operates after the Search Tool. The Evidence Reflector filters out irrelevant content and refines the retrieved information, delivering back more focused and relevant insights to the agent. If no suitable evidence is found, it feedbacks with "No information found." This feedback is critical in guiding the model’s subsequent actions, ensuring the decision-making process remains both accurate and efficient. The agent can then better locate and leverage relevant information, thereby improving both the quality and precision of its responses.

3.4 Working Memory Module

The Working Memory module functions as a prompt memory, designed to store the input query and internal logs, including previous thoughts, actions generated by the LLM, and the extracted evidence obtained through the LLM’s interactions with tools at steps. This memory is processed by the LLM to inform and guide subsequent actions. Furthermore, the Working Memory module ensures the system’s transparency and explainability by recording the reasoning process, including

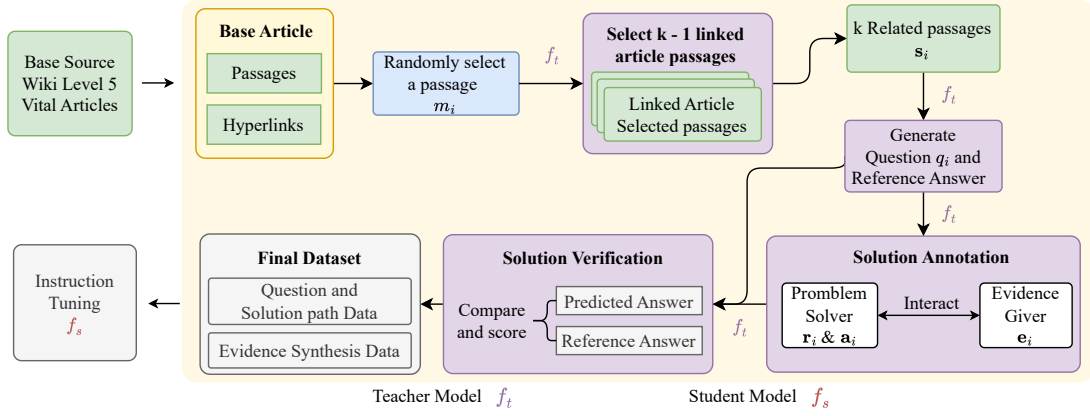


Figure 3: Overview of the proposed SynAgent-RAG Dataset

the gathered knowledge and the decisions made at each step. This documentation provides insights into how conclusions were reached, enhancing trust and interpretability of the system.

3.5 Agent Loop

With all the defined modules, the agent operates within a loop that can be terminated either by the agent itself or when reaching a preconfigured computing budget. In the case of the agent, the entire pipeline terminates when the planning process confirms that sufficient external evidence has been gathered to answer the input query. In other cases, a parameter k is preconfigured as the agent computing budget limit to limit the agent from processing too much information, and the loop is terminated when the computing budget is exhausted. Finally, in either case, the agent triggers a 'Final answer' action to aggregate all collected evidence and provide the final answer.

4 SynAgent-RAG Dataset

While the framework is fully compatible with bigger LLMs (e.g., GPT-4), deploying it with smaller LLMs necessitates an additional training process to maintain stability across each step. To address this challenge, we introduce SynAgent-RAG, a synthetic dataset designed for Agent-UniRAG. This is achieved through a distillation approach (Semnani et al., 2023), where GPT-4 serves as the teacher model to generate data, and smaller models (e.g., Llama 3) are distilled versions. The primary objective of SynAgent-RAG is to empower the smaller LLM agent with the capability to reason, analyze, and synthesize information drawn from an external knowledge base before delivering a well-reasoned response to complex queries. The construction of

SynAgent-RAG follows the process illustrated in Figure 3.

4.1 Dataset Construction Process

4.1.1 Knowledge Base

To construct an effective knowledge base for building the dataset that demands thoroughness, reliability, and up-to-date information across a wide range of fields, we utilized Wikipedia’s Vital Articles Level 5¹. These articles represent a curated collection that encompasses essential topics for a comprehensive understanding of human knowledge. Prior to constructing the dataset, we carefully divided the articles into two separate sets: one for training and one for testing, to ensure a balanced evaluation of the model’s performance.

4.1.2 Question Generation

To effectively generate questions that require multiple inference steps to arrive at a final answer, it is crucial to group related passages from source articles. We hypothesize that these related passages are interconnected through hyperlinks within each Wikipedia article. For each article, we randomly select a passage from the core content of the article as the main passage m_i . Then from passage m_i , to enhance the scalability of this process, we leverage GPT-4 to determine which hyperlinks are most relevant to the content of the main passage, following the prompt template (see Figure 5). This process identifies up to 5 supporting articles with associated hyperlinks. Consequently, we obtain a set of main-supporting passage pairs $D_s = \{(m_i, s_i)\}_{i=1}^n$.

Given the obtained set D_s , we construct both single and multi-hop questions q_s that adhere to spe-

¹https://en.wikipedia.org/wiki/Wikipedia:Vital_articles/Level/5

cific criteria following previous works in the field. Single-hop questions are designed to be straightforward, and answerable solely based on the information contained within the main passage m_i . In contrast, multi-hop questions necessitate information from multiple passages within the pair $\{(m_i, s_i)\}$, requiring several inferential steps to derive the final answer. Furthermore, when employing GPT-4 with specified prompt templates (see Figure 6 and 7) the questions and long-form reference answers generated exhibit a high level of reasoning and analysis capability.

4.1.3 Solution Annotation

The solution annotation resulting from the planning and action decision of the teacher model to solve complex tasks is the key to effectively distilling the strong reasoning capabilities of student models. In this process, we generate solution annotations for questions that include a series of steps: *Thought*, *Action*, and *Evidence Feedback*. Starting with the original question q_i , each step t , GPT-4 is required to perform two tasks replicating the real-world RAG scenario when the process of retrieving external knowledge is needed: i) provide a short rationale on how to utilize the Search Tool to address the question (Thought r_i^t) and formulate a detailed search query (Action a_i^t) to retrieve necessary information. ii, using the search query a_i^t and the relevant sources $\{(m_i, s_i)\}$ for the question q_i , GPT-4 will extract the most concise information from those sources and synthesize it as Evidence Feedback e_i^t . The results set at step t , comprising $\{r_i^t, a_i^t, e_i^t\}$, are concatenated with the question and prior steps in the order of $q_i, r_i^1, a_i^1, e_i^1, \dots, r_i^t, a_i^t, e_i^t$ and used as the input for the agent to determine the plan and actions in the subsequent step $t + 1$. The process continues until the agent concludes with a statement "I have the final answer" indicating sufficient evidence has been gathered. At this point, denoted as step T , the final answer is also provided. Finally, the solution annotation for the question q_i includes thoughts $\mathbf{r}_i = \{r_i^1, \dots, r_i^T\}$, search queries $\mathbf{a}_i = \{a_i^1, \dots, a_i^{T-1}\}$, evidence feedbacks $\mathbf{e}_i = \{e_i^1, \dots, e_i^{T-1}\}$ and final answer. Details of prompts for the process are in Figure 8 and 9.

4.1.4 Annotation Verification

Since the data are generated by an LLM, there are instances where the entire process may fail to provide the final answer. To address this, we imple-

ment both human and technical checks to ensure the scalability and reliability of the process. Additionally, we introduce an instruction eliminator, referred to as the Verification Module, to filter out failed annotations. We observe and hypothesize that if the process can produce a final answer similar to the reference answer then the annotation quality is considered high. Using a specified prompt template, GPT-4 is tasked with generating a brief rationale and then assigning an integer score ranging from 0 to 5, indicating the degree of similarity between the predicted answer and the reference answer and the relevancy to the input query. By employing the Solution Verification Module to filter annotations, we ensure the quality of the dataset by retaining only those annotations that achieve a score of 4 or 5.

4.2 Dataset Analysis

After the annotation generation process, our dataset comprises 16,987 annotated training samples and 1,197 testing samples. Figure 4 shows the distribution of question types and indicates that our dataset largely consists of 'how' questions confirming our initial goal of constructing a dataset to enhance the agent's ability to reason and synthesize information. In real-world applications, RAG systems

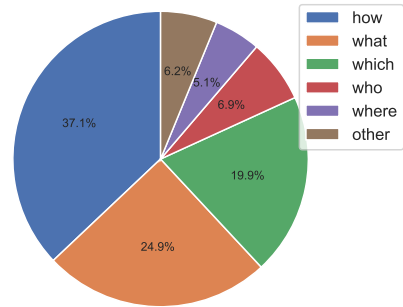


Figure 4: Question type distribution on the training set.

typically handle relatively simple queries. To account for this, we deliberately incorporated a higher proportion of queries requiring minimal search and fewer pieces of supporting evidence. On average, each training annotation in our dataset necessitates two supporting passages. This design ensures that our dataset reflects practical demands while accommodating varying complexities of user queries. Moreover, to the best of our knowledge, our dataset is the first dataset to integrate Chain of Thought (COT) reasoning, offering enhanced guidance for the agent to interact with external knowledge.

5 Experiments

5.1 Experimental Setup

5.1.1 Datasets and Evaluation Metrics

We evaluate the unified RAG model using both single-hop and multi-hop datasets. Specifically, we employ six benchmark datasets: three single-hop (SQuAD (Rajpurkar et al., 2016), Natural Questions (Kwiatkowski et al., 2019), TriviaQA (Joshi et al., 2017)) and three multi-hop (MusiQue (Trivedi et al., 2022), HotpotQA (Yang et al., 2018), 2WikiMultiHopQA (Ho et al., 2020)). To compare our model against recent state-of-the-art RAG systems on these datasets, which feature short-form answers, we utilize F1, Exact Match (EM), and Accuracy (Acc) as evaluation metrics. The F1 score measures the overlap of words between the predicted and ground truth answers, EM checks for exact matches, and Acc verifies whether the predicted answer includes the ground truth. To adapt to the short-form answer setup, we use GPT-4 to extract concise answers from the detailed responses generated by the agent, as illustrated in Figure 10. With each dataset, we benchmark on 500 samples per dataset processed by (Jeong et al., 2024) and (Trivedi et al., 2023).

Additionally, we evaluate performance on the SynAgent-RAG test set, comparing small open-source LLMs with larger models utilized as the backbone for the Agent-UniRAG framework. We employ ROUGE-L and BLEU metrics to assess long-form answers. ROUGE-L, based on the longest common subsequence (LCS), measures similarity, while BLEU calculates n-gram precision, incorporating a brevity penalty to account for fluency and accuracy. Given the distinct response styles of each model, a comprehensive evaluation requires assessing their ability to exhibit analytical skills and produce logically coherent long-form responses. To this end, we also use GPT-Score, an LLM-based evaluator, which prompts an LLM to compare the generated answer with the reference and input queries. GPT-Score specifically evaluates the semantic alignment between the predicted and reference answers, thereby providing a more nuanced assessment of model performance.

5.1.2 Retrieval System and Corpus Setup

For the experiments on the short-form answer datasets, to ensure a fair comparison with the methodologies employed by (Jeong et al., 2024), we utilize the BM25 retriever as the baseline re-

trieval model across all corpus. In addition to the BM25 baseline retrieval model, we also experiment with adding the Multilingual E5 Large model (Wang et al., 2024b) as the dense reranker after the sparse BM25 retrieval step to observe the effect of better retrieving results can lead to better agent performance. For the external corpus, we index different sources for different dataset types. Specifically, for single-hop datasets, follow (Jeong et al., 2024) we use the Wikipedia corpus preprocessed by (Karpukhin et al., 2020), while for multi-hop datasets, we use the corpus preprocessed by (Trivedi et al., 2023).

For the experiment on the test set of our SynAgent-RAG dataset, instead of indexing documents into a corpus, we focus on measuring the model’s reasoning capability under optimal retrieval conditions. Here, we leave out the performance of retrieval systems and assume that the retrieved documents are correct and relevant to the original question by directly returning the reference documents as the results of the retrieval phase.

5.1.3 Models

In this study, we compare our approach, Agent-UniRAG, against several retrieval-augmented LLM strategies, including *Self-RAG* (Asai et al., 2023) which adaptively retrieves passages on-demand, and generates and reflects on retrieved passages, *Adaptive-RAG* (Jeong et al., 2024), which dynamically adjusts retrieval based on question complexity, and *IRCoT* (Trivedi et al., 2023), a state-of-the-art method leveraging iterative retriever and LLM interaction through Chain-of-Thought In-Context reasoning. The baseline models in these methods utilize GPT-3.5-Turbo, known for its larger size compared to our approach, which is based on Llama-3-Instruct. To further assess the effectiveness of our framework, we conducted an ablation study on multihop datasets. First, we removed the **Reflector Module** to assess the impact of directly utilizing the retrieved knowledge, which may include noise, as evidence feedback for the agent, whether it will lead to degradation in the performance. Second, we evaluated the effect of bypassing the gradual retrieval process by removing the **Planning Module**. In this scenario, the LLM was tasked with generating all necessary queries first, subsequently using the retrieved information to directly answer the input query. This setup helps understand the importance of iterative information retrieval in enhancing the agent’s decision-making accuracy.

Model	Max Search	Top K/ BiEncoder	SQUAD			Natural Question			TrivialQA		
			EM	F1	Acc	EM	F1	Acc	EM	F1	Acc
Self-RAG*	No limit		1.6	11.9	20.8	39.2	47.1	42.4	14.6	33.7	60.2
IRCoT*	No limit		17.4	31.5	26.2	35.6	49.7	57.8	54.8	67.1	68.0
Adaptive-RAG*	No limit		18.0	33.8	29.2	32.4	46.8	54.8	55.2	66.5	65.8
Agent-UniRAG	1	8 / No	23.8	34.5	49.6	43.4	51.6	61.2	57.6	65.8	71.2
Agent-UniRAG	1	12 / No	26.6	38.1	48.6	45.2	53.9	61.2	57.0	66.2	69.0
Agent-UniRAG	No limit	8 / No	26.4	38.6	42.2	45.8	55.3	57.6	58.6	66.7	70.0
Agent-UniRAG	No limit	12 / No	28.2	40.8	42.2	48.0	57.3	58.8	57.4	67.2	67.4
Agent-UniRAG	No limit	12 / Yes	32.8	46.9	42.8	59.2	68.6	64.6	63.6	72.5	71.0

Table 1: Results on different single-hop benchmark datasets. * are taken from Jeong et al. (2024) with GPT-3.5 as the backbone LLM for both previous approaches. Bold texts indicate the best results.

Model	Max Search	Top K/ BiEncoder	MuSiQue			HotpotQA			2WikiMultiHopQA		
			EM	F1	Acc	EM	F1	Acc	EM	F1	Acc
Self-RAG*	No limit		1.2	8.2	11.8	5.6	17.8	30.6	3.0	19.1	39.0
IRCoT*	No limit		23.0	32.5	31.6	45.8	58.3	52.2	52.2	66.0	62.4
Adaptive-RAG*	No limit		21.8	32.6	29.6	40.4	52.5	47.0	46.6	60.0	56.8
Agent-UniRAG	No limit	8 / No	26.4	35.2	27.8	47.6	56.2	48.8	60.2	66.7	61.8
Agent-UniRAG	No limit	12 / No	26.2	35.3	28.2	48.6	58.2	50.6	59.8	66.6	61.8
Agent-UniRAG	No limit	12 / Yes	30.4	39.8	32.2	50.2	59.9	52.4	58.4	64.9	60.6
w/o Evidence Reflector	No Limit	12 / No	20.2	29.9	21.4	49.4	59.9	52.2	51.2	57.94	53.2
w/o Planning	1	12 / No	10.2	15.5	11.4	37.4	43.2	37.6	36.8	43.5	37.6

Table 2: Results on different multi-hop benchmark datasets. * are taken from Jeong et al. (2024) with GPT-3.5 as the backbone LLM for both previous approaches. Bold texts indicate the best results.

5.1.4 Training Configurations

Agent-UniRAG uses the instruction version of Meta-Llama-3-8B² as the backbone open-source LLM model, and fine-tune instruction on the proposed SynAgent-RAG dataset. The fine-tuning process spanned 10 hours on a single DGX node with 8 A100 GPUs, each equipped with 40GB of VRAM. The learning rate was set at $2e^{-5}$, and the global batch size was 256. The model was trained for 2 epochs using the AdamW optimizer (Loshchilov and Hutter, 2017).

5.1.5 Training Prompt Template

We distill Agent-UniRAG in a multi-task setting by fine-tuning three subtasks following the proposed framework to guide its planning, action decisions, and filter evidence feedback. Annotations are organized in conversational formats to facilitate interaction between components, which include:

Conversation planning module annotation: As illustrated in Figure 12, we start by using the user role to provide the question q in the prompt. The planning module then appends the first thought r^1 and the initial search query a^1 as the first response supervision. For subsequent turns, we act as the

user and provide the extracted evidence e^{t-1} of the last search query a^{t-1} to the planning module. The response supervision dictates whether the planning should terminate by the thought “*I have the final answer.*”; if not, the response should include a new thought r^t along with a new search query a^t .

Conversation final answer annotation: Instead of letting the LLM generate the final answer in the planning module as in the data generation process, we want to add more control to the pipeline by separating the task of providing the final answer to a subtask. In that way, we collect the gathered evidence $\{e^1, \dots, e^{T-1}\}$ and provide the question as the user prompt and treat the final answer as the response (depicted in Figure 14).

Conversation Evidence Reflector annotation: As shown in Figure 13, we provide the search query a^t and the relevant source containing the main-supporting passages pair $\{m, s\}$ corresponding to the user turn. All the extracted evidence e^t serves as the user’s prompt response.

Since SynAgent-RAG annotations are conversational, we structure them as $\{x_1, y_1, \dots, x_i, y_i, \dots, x_n, y_n\}$, where x_i is the i -th user prompt and y_i indicates its responses. During training, we input each entire multi-turn annotation into the model, calculat-

²<https://huggingface.co/meta-llama/Meta-Llama-3-8B-Instruct>

ing loss solely on the tokens of the responses $Y = \{y_1, \dots, y_i, \dots, y_n\}$ and applying binary masking on the user prompt tokens to prevent computing loss on them. The final loss function is

$$L = - \sum_j \log p_\pi(t_j | t_{<j}) \times 1(t_j \in Y) \quad (1)$$

where t_j denotes the j -th input token and $1(\cdot)$ is a Boolean indicator function.

5.2 Main Results

We present a detailed performance comparison of the proposed approach with previous methods, as shown in Table 1 for single-hop datasets and Table 2 for multi-hop datasets. Notably, Agent-UniRAG, which leverages a small open-source LLM as its backbone, demonstrates competitive performance relative to recent state-of-the-art models that utilize significantly larger LLMs. A key strength of our model is its ability to handle diverse query types uniformly and simultaneously. In addition to that, we have three specific observations.

Agent-UniRAG can effectively interact with the external knowledge base. We observe that increasing the search limits and the number of top-K retrieved documents leads to performance improvements. Specifically, with the top-K retrieval set to 12 and the integration of a dense encoder module for reranking, our proposed Agent-UniRAG substantially outperforms previous methods, achieving state-of-the-art results on the majority of benchmark RAG datasets in this research field. Additionally, in the single-hop settings, when the maximum search limit is increased from 1 to 'No limit' we observe a further increase in performance, highlighting the LLM agent’s capability to interact with evidence feedback and then reason and refine search queries to gather better retrieval results.

The importance of designed modules in the pipeline. In the multi-hop reasoning setting, with the conducted ablation studies to assess (Table 2), removing the Evidence Reflector module resulted in noticeable performance degradation, particularly in more complex datasets like MuSIQue (Trivedi et al., 2022), underscoring the critical role of the Evidence Reflector in provisioning concise and relevant evidence feedback to help the agent make better subsequent decisions. We also removed the Planning module, which serves as the central component of the pipeline. The removal of this module led to a more substantial decline in performance

metrics, thereby illustrating its pivotal role in orchestrating the agent’s multi-step reasoning process and the necessity of iterative information retrieval.

Agent LLM	Rouge-L	BLEU	GPT-Score	Step
Llama-3-70B-Inst	0.36	0.12	3.62	5.68
GPT-4-Turbo	0.35	0.13	4.35	2.27
Agent-UniRAG	0.36	0.15	4.19	2.08

Table 3: Agent-UniRAG in compare with LLama-3-70B-Inst and GPT-4-Turbo on SynAgent-RAG test set.

Effectiveness of SynAgent-RAG dataset in distilling the reasoning capability. Table 3 presents the results on the test set of SynAgent-RAG datasets. Upon analysis, it becomes evident that traditional metrics like Rouge-L and BLEU, focused on the lexical overlap, is insufficient for evaluating the reasoning and accuracy in long-form answers. In contrast, GPT-Score, leveraging LLMs for semantic evaluation, provides a more accurate assessment. As a result, our proposed Agent-UniRAG model, which is finetuned on the SynAgent-RAG training set, demonstrates strong performance based on GPT-Score, achieving comparable results to significantly larger models such as LLaMA-70B-Inst and GPT-4. Notably, Agent-UniRAG achieves this level of performance while utilizing fewer external search queries, highlighting its computational efficiency compared to more demanding computational resources typically required by larger LLMs and as an efficient solution for generating accurate long-form answers. This result also underscores the effectiveness of the SynAgent-RAG dataset in distilling reasoning capabilities from a larger LLM (GPT-4) into a more compact framework.

6 Conclusion

Most previous works for LLM RAG tasks either handle single-hop queries with unnecessary computational complexity or fail to address complex multi-hop queries. This study, inspired by the emerging LLM agent technologies, presents a novel approach for unified RAG systems with enhanced effectiveness and interpretability. Furthermore, we introduce SynAgent-RAG, a synthetic dataset that enables trainable open-source LLM agents for the unified RAG task. Compared with previous works using larger LLMs, the experiment shows promising results of the Agent-UniRAG with a small backbone (i.e., Llama-3-8B).

Limitations

Agent-UniRAG, the unified Retrieval-Augmented Generation (RAG) model, has shown promising results in managing different types of queries including single-hop and multi-hop queries. Notably, this approach can be applied to open-source small language models (LLMs). However, real-world input often encompasses scenarios when queries are often more than just single-hop or multi-hop queries requiring access to external knowledge bases, they may also include non-RAG tasks such as creative writing or function calling. Therefore, a crucial direction for future research is to extend the proposed approach to handle broader types of queries, including both RAG and non-RAG types. Additionally, similar to other LLM agent architectures, Agent-UniRAG requires multiple calls to the language model to generate a final response, which introduces a computational challenge during inference. Consequently, optimizing LLM inference for agent architectures is another critical aspect of our future work.

References

- Akari Asai, Zeqiu Wu, Yizhong Wang, Avirup Sil, and Hannaneh Hajishirzi. 2023. [Self-rag: Learning to retrieve, generate, and critique through self-reflection](#). *CoRR*, abs/2310.11511.
- Sebastian Borgeaud, Arthur Mensch, Jordan Hoffmann, Trevor Cai, Eliza Rutherford, Katie Millican, George van den Driessche, Jean-Baptiste Lespiau, Bogdan Damoc, Aidan Clark, Diego de Las Casas, Aurelia Guy, Jacob Menick, Roman Ring, Tom Hennigan, Saffron Huang, Loren Maggiore, Chris Jones, Albin Cassirer, Andy Brock, Michela Paganini, Geoffrey Irving, Oriol Vinyals, Simon Osindero, Karen Simonyan, Jack W. Rae, Erich Elsen, and Laurent Sifre. 2022. [Improving language models by retrieving from trillions of tokens](#). In *International Conference on Machine Learning, ICML 2022, 17-23 July 2022, Baltimore, Maryland, USA*, volume 162 of *Proceedings of Machine Learning Research*, pages 2206–2240. PMLR.
- Wenqi Fan, Yujuan Ding, Liangbo Ning, Shijie Wang, Hengyun Li, Dawei Yin, Tat-Seng Chua, and Qing Li. 2024. [A survey on RAG meeting llms: Towards retrieval-augmented large language models](#). In *Proceedings of the 30th ACM SIGKDD Conference on Knowledge Discovery and Data Mining, KDD 2024, Barcelona, Spain, August 25-29, 2024*, pages 6491–6501. ACM.
- Yunfan Gao, Yun Xiong, Xinyu Gao, Kangxiang Jia, Jinliu Pan, Yuxi Bi, Yi Dai, Jiawei Sun, Qianyu Guo, Meng Wang, and Haofen Wang. 2023. [Retrieval-augmented generation for large language models: A survey](#). *CoRR*, abs/2312.10997.
- Xanh Ho, Anh-Khoa Duong Nguyen, Saku Sugawara, and Akiko Aizawa. 2020. [Constructing A multi-hop QA dataset for comprehensive evaluation of reasoning steps](#). In *Proceedings of the 28th International Conference on Computational Linguistics, COLING 2020, Barcelona, Spain (Online), December 8-13, 2020*, pages 6609–6625. International Committee on Computational Linguistics.
- Gautier Izacard, Patrick S. H. Lewis, Maria Lomeli, Lucas Hosseini, Fabio Petroni, Timo Schick, Jane Dwivedi-Yu, Armand Joulin, Sebastian Riedel, and Edouard Grave. 2023. [Atlas: Few-shot learning with retrieval augmented language models](#). *J. Mach. Learn. Res.*, 24:251:1–251:43.
- Soyeong Jeong, Jinheon Baek, Sukmin Cho, Sung Ju Hwang, and Jong Park. 2024. [Adaptive-rag: Learning to adapt retrieval-augmented large language models through question complexity](#). In *Proceedings of the 2024 Conference of the North American Chapter of the Association for Computational Linguistics: Human Language Technologies (Volume 1: Long Papers), NAACL 2024, Mexico City, Mexico, June 16-21, 2024*, pages 7036–7050. Association for Computational Linguistics.
- Mandar Joshi, Eunsol Choi, Daniel S. Weld, and Luke Zettlemoyer. 2017. [Triviaqa: A large scale distantly supervised challenge dataset for reading comprehension](#). In *Proceedings of the 55th Annual Meeting of the Association for Computational Linguistics, ACL 2017, Vancouver, Canada, July 30 - August 4, Volume 1: Long Papers*, pages 1601–1611. Association for Computational Linguistics.
- Vladimir Karpukhin, Barlas Oguz, Sewon Min, Ledell Wu, Sergey Edunov, Danqi Chen, and Wen-tau Yih. 2020. [Dense passage retrieval for open-domain question answering](#). *CoRR*, abs/2004.04906.
- Tom Kwiatkowski, Jennimaria Palomaki, Olivia Redfield, Michael Collins, Ankur P. Parikh, Chris Alberti, Danielle Epstein, Illia Polosukhin, Jacob Devlin, Kenton Lee, Kristina Toutanova, Llion Jones, Matthew Kelcey, Ming-Wei Chang, Andrew M. Dai, Jakob Uszkoreit, Quoc Le, and Slav Petrov. 2019. [Natural questions: a benchmark for question answering research](#). *Trans. Assoc. Comput. Linguistics*, 7:452–466.
- Ilya Loshchilov and Frank Hutter. 2017. [Decoupled weight decay regularization](#). In *International Conference on Learning Representations*.
- Xinbei Ma, Yeyun Gong, Pengcheng He, Hai Zhao, and Nan Duan. 2023. [Query rewriting in retrieval-augmented large language models](#). In *Proceedings of the 2023 Conference on Empirical Methods in Natural Language Processing*, pages 5303–5315, Singapore. Association for Computational Linguistics.

- OpenAI. 2024. [Gpt-4 technical report](#). Preprint, arXiv:2303.08774.
- Pranav Rajpurkar, Jian Zhang, Konstantin Lopyrev, and Percy Liang. 2016. [Squad: 100, 000+ questions for machine comprehension of text](#). In *Proceedings of the 2016 Conference on Empirical Methods in Natural Language Processing, EMNLP 2016*, Austin, Texas, USA, November 1-4, 2016, pages 2383–2392. The Association for Computational Linguistics.
- Ori Ram, Yoav Levine, Itay Dalmedigos, Dor Muhlga, Amnon Shashua, Kevin Leyton-Brown, and Yoav Shoham. 2023. [In-context retrieval-augmented language models](#). *Transactions of the Association for Computational Linguistics*, 11:1316–1331.
- Sina J. Semnani, Violet Z. Yao, Heidi C. Zhang, and Monica S. Lam. 2023. [Wikichat: Stopping the hallucination of large language model chatbots by few-shot grounding on wikipedia](#). In *Findings of the Association for Computational Linguistics: EMNLP 2023*, Singapore, December 6-10, 2023, pages 2387–2413. Association for Computational Linguistics.
- Yongliang Shen, Kaitao Song, Xu Tan, Dongsheng Li, Weiming Lu, and Yueting Zhuang. 2023. [Hugginggpt: Solving AI tasks with chatgpt and its friends in hugging face](#). In *Advances in Neural Information Processing Systems 36: Annual Conference on Neural Information Processing Systems 2023, NeurIPS 2023*, New Orleans, LA, USA, December 10 - 16, 2023.
- Noah Shinn, Federico Cassano, Ashwin Gopinath, Karthik Narasimhan, and Shunyu Yao. 2024. [Reflexion: Language agents with verbal reinforcement learning](#). *Advances in Neural Information Processing Systems*, 36.
- Yixuan Tang and Yi Yang. 2024. [Multihop-rag: Benchmarking retrieval-augmented generation for multi-hop queries](#). *CoRR*, abs/2401.15391.
- Harsh Trivedi, Niranjan Balasubramanian, Tushar Khot, and Ashish Sabharwal. 2022. [Musique: Multi-hop questions via single-hop question composition](#). *Trans. Assoc. Comput. Linguistics*, 10:539–554.
- Harsh Trivedi, Niranjan Balasubramanian, Tushar Khot, and Ashish Sabharwal. 2023. [Interleaving retrieval with chain-of-thought reasoning for knowledge-intensive multi-step questions](#). In *Proceedings of the 61st Annual Meeting of the Association for Computational Linguistics (Volume 1: Long Papers)*, pages 10014–10037, Toronto, Canada. Association for Computational Linguistics.
- Lei Wang, Chen Ma, Xueyang Feng, Zeyu Zhang, Hao Yang, Jingsen Zhang, Zhiyuan Chen, Jiakai Tang, Xu Chen, Yankai Lin, Wayne Xin Zhao, Zhewei Wei, and Jirong Wen. 2024a. [A survey on large language model based autonomous agents](#). *Frontiers of Computer Science*, 18(6).
- Liang Wang, Nan Yang, Xiaolong Huang, Linjun Yang, Rangan Majumder, and Furu Wei. 2024b. [Multilingual e5 text embeddings: A technical report](#). Preprint, arXiv:2402.05672.
- Zhilin Yang, Peng Qi, Saizheng Zhang, Yoshua Bengio, William W. Cohen, Ruslan Salakhutdinov, and Christopher D. Manning. 2018. [Hotpotqa: A dataset for diverse, explainable multi-hop question answering](#). In *Proceedings of the 2018 Conference on Empirical Methods in Natural Language Processing, Brussels, Belgium, October 31 - November 4, 2018*, pages 2369–2380. Association for Computational Linguistics.
- Shunyu Yao, Jeffrey Zhao, Dian Yu, Nan Du, Izhak Shafran, Karthik R. Narasimhan, and Yuan Cao. 2023. [React: Synergizing reasoning and acting in language models](#). In *The Eleventh International Conference on Learning Representations, ICLR 2023*, Kigali, Rwanda, May 1-5, 2023. OpenReview.net.
- Da Yin, Faeze Brahman, Abhilasha Ravichander, Khyathi Chandu, Kai-Wei Chang, Yejin Choi, and Bill Yuchen Lin. 2023. [Agent Lumos: Unified and Modular Training for Open-Source Language Agents](#). arXiv preprint arXiv:2311.05657.
- Andrew Zhao, Daniel Huang, Quentin Xu, Matthieu Lin, Yong-Jin Liu, and Gao Huang. 2024. [Expel: LLM agents are experiential learners](#). In *Thirty-Eighth AAAI Conference on Artificial Intelligence, AAAI 2024, Thirty-Sixth Conference on Innovative Applications of Artificial Intelligence, IAAI 2024, Fourteenth Symposium on Educational Advances in Artificial Intelligence, EAAI 2014*, February 20-27, 2024, Vancouver, Canada, pages 19632–19642. AAAI Press.

A Appendix

B Illustrations of Agent-UniRAG Sample

Tables 4 and 5 illustrate our data with examples, including the question, thought process, actions taken, evidence gathered, and the final long-form answer.

C Prompt Templates

For better reproducibility, we present all prompt templates in the appendix. Below is a quick reference list outlining the prompt templates and their usages:

- Figure 5: Find related sections from linked articles to the main article.
- Figure 6: Generate a multi-hop question from a cluster of related sections.
- Figure 7: Generate a singlehop question from a section.

Question	Agent-UniRAG Output
What highway was renamed in honor of Tim Russert?	<p>### Thought: The first step is to use the search_engine tool to find which highway was renamed in honor of Tim Russert.</p> <p>### Action - Search Input: highway renamed in honor of Tim Russert</p> <p>### Evidence: On July 23, 2008, U.S. Route 20A leading to the Buffalo Bills' Ralph Wilson Stadium in Orchard Park, New York was renamed the 'Timothy J. Russert Highway' in honor of Tim Russert.</p> <p>### Thought: I have the final answer</p> <p>### Action - Final Answer: U.S. Route 20A was renamed the 'Timothy J. Russert Highway' in honor of Tim Russert.</p>

Table 4: Example of Agent-UniRAG output with single-hop query

Question	Agent-UniRAG Output
How do Jerry Falwell's beliefs about the Antichrist as a specific person contrast with Martin Wight's interpretation of the Antichrist concept after World War II?	<p>### Thought: Understand Jerry Falwell's beliefs about the Antichrist as a specific person.</p> <p>### Action - Search Input: Jerry Falwell beliefs about the Antichrist</p> <p>### Evidence: In 1999, Jerry Falwell professed that the Antichrist would likely emerge within a decade, with the prediction that this figure would be Jewish, which led to allegations of anti-Semitism and an ensuing apology from Falwell. He believed the Antichrist and Christ would share many attributes.</p> <p>### Thought: Explore Martin Wight's interpretation of the Antichrist concept after World War II to contrast with Falwell's views.</p> <p>### Action - Search Input: Martin Wight interpretation of the Antichrist concept after World War II.</p> <p>### Evidence: Post-World War II, Christian and political theorist Martin Wight interpreted the Antichrist not as an individual, but as a symbol of 'demonic concentrations of power' recurring over time.</p> <p>### Thought: I have the final answer</p> <p>### Action - Final Answer: Jerry Falwell's beliefs about the Antichrist focused on the idea that the Antichrist would be a specific individual, with Falwell predicting in 1999 that this person would likely emerge within a decade and possess similarities to Christ. In contrast, Martin Wight's post-World War II interpretation of the Antichrist was symbolic, referring to it as 'demonic concentrations of power' that recur throughout history, rather than an individual figure.</p>

Table 5: Example of Agent-UniRAG output with multi-hop query

- Figure 8: Extract related evidence for a search query from a list of source content.
- Figure 9: Generate solution annotation for a question.
- Figure 10: Extract short form answer from a long form answer.
- Figure 11: Take GPT Score of an annotated answer to the reference answer.
- Figure 12: Training prompt template for the agent to reason and use tools.
- Figure 13: Training prompt template for the agent to extract related evidence for a query from sources of content.
- Figure 14: Training prompt template for the agent to provide the final answer for the question from gathered evidence

All prompts are zero-shot, except for the prompt in Figure 10, which uses few-shot demonstrations to better guide the LLM to perform the task. These prompts were chosen because they perform effectively in practice.

Given a source of a Wikipedia article containing [[hyperlinks]] and a list of section titles from the linked articles, identify section titles that are most relevant to supporting the main topic.

Wikipedia article:

```
{
  "article_title": "actual article title",
  "section_title": "actual section title",
  "content": "actual content"
}
```

Hyperlinks with Section Titles:

```
[
  {
    'entity': '[[actual entity in Wikipedia article marked in double square brackets]]',
    'article_title': 'linked article title',
    'article_sections': ['list of linked article section titles']
  }, ...
]
```

Notes:

- 1) You can select ONLY one section title per article
- 2) Response must be in the following JSON format: [
 {
 "rationale": "condensed and short reason why you select the section",
 "article_title": "article_title",
 "section_title": "article_section_title"
 },...
]
- 3) You can select up to {{k}} most proper section titles

Figure 5: Prompt template for GPT4 to find related section content from articles.

Clarification:

- 1) A multi-hop question is a question that requires multiple inferential leaps or accessing several pieces of information from different sources to arrive at a final answer.
- 2) You will be given sources of articles, your job is to generate a multi-hop question and then provide the answer for the question based on the provided sources.

Sources

```
[
  {
    "article_title": "actual article title",
    "section_title": "actual section title",
    "content": "actual content"
  },...
]
```

Notes:

- 1) The question cannot be answered by relying on any single article alone but instead requires the solver to gradually gather and search for pieces of evidence within ALL the provided sources then understand and link information to take the next action, and finally give back the answer.
- 2) Make sure the question flows logically and is unambiguous.
- 3) The information in the answer MUST be derived from the sources
- 3) Response in the following JSON format: {"question": "your question", "answer": "correct answer for the question"}
- 4) Do not mention the source of information in the question or the answer.

Figure 6: Prompt template for GPT4 to generate multi-hop questions.

You will be given a source of article. Your job is to create a relevant question to the source and then provide the answer for the question based on the provided source:

Source:

```
{
  "article_title": "actual article title",
  "section_title": "actual section title",
  "content": "actual content"
}
```

The question MUST satisfy the following conditions:

- 1) The question must related to the content of the source.
- 2) Make sure the question is simple enough and unambiguous.
- 3) The question requires synthesizing information from the source to answer.
- 3) The information in the answer MUST be derived from the sources
- 5) Do NOT mention the source in the question or in the answer.

Response MUST be in the following JSON format:

```
{
  "question": "Your question here",
  "answer": "the detailed answer to the question"
}
```

Figure 7: Prompt template for GPT4 to generate single-hop questions.

Task: Synthesize a condensed text evidence from given sources to support a search query.

Sources:

```
[
  {
    "article_title": "actual article title",
    "section_title": "actual section title",
    "content": "actual content"
  },...
]
```

Search Query: {{actual search query}}

Selection Guidelines:

1. Clarity: Evidence must be clear, concise.
2. Conciseness: Evidence must be presented in a succinct manner, condensed and AVOIDING unnecessary details.
3. Relevance: Evidence must directly correspond and relevant to the search query.
4. Source Integrity: Only use information from the provided sources, AVOIDING generated or unnecessary information.
5. If multiple part of a source is relevant to the search query, combine them into one element in the response list.

Response MUST be in a JSON list as below:

```
[
  {
    "evidence": "condensed text supporting the search query from a source",
    "source_id": "an identifier of the source text"
  }
]
```

If no evidence is found, respond the following json:

```
[
  {
    "evidence": "No supporting evidence found.",
    "source_id": null
  }
]
```

Figure 8: Prompt template for GPT4 to extract evidence from a list of sources

You will be utilizing the following tool to assist with answering questions:

```
{
  "tool_name": "search_engine",
  "tool_description": "This tool can search an external knowledge base to find text evidence for the provided search query.",
  "tool_note": "You can not search for multiple information at once. Please provide one clear and detailed query for a small piece of evidence you want at a time.",
  "tool_input": [
    {
      "param_name": "search_query",
      "param_type": "string",
      "param_description": "A detailed search query to search within the knowledge base to get some pieces of evidence"
    }
  ]
}
```

Your task is to solve a provided question by using the tool. Follow these steps:

- 1) Reasoning step by step how you will use the tool to solve the question.
- 2) You can only use one tool each time then you get the response and continue.
- 3) Provided that you DO NOT have any initial knowledge about the information mentioned in the question and DO NOT generate facts or evidence yourself.
- 4) Provide a CLEAR and CONCISE answer.
5. Format responses to utilize the search_engine tool as follows:

Thought: A short and condensed rationale for using the search_engine tool. (one sentence)

Search Input: Format the search query input for the search_engine tool as a JSON object, correctly representing input parameters.

Observation: the text evidence after searching that will be given to you. (will be [WAITING] when you are waiting for the evidence response, also note that the observation sometimes can be partially related or not related to the search query, you need to reason and continue to use the tool until you have a response for the user. DO NOT generate observation yourself.)

When you have a response for the user, or if you do not need to use a tool, use the format:

Thought: I have the final answer

Final Answer: your condensed answer to the main

Let's begin with the question:

{{actual question}}

Figure 9: Prompt template for GPT4 to reason, use tools and provide the final answer for a question

```

### Task: You are doing the Extractive Question Answering task. You will be given a question and a reference answer. Your task is to extract exactly a list of text spans inside the reference answer that can serve as the short answers for the question.
### Question: {{actual question}}
### Reference Answer: {{actual answer}}
### Notes:
1) Your response MUST be in JSON format {"short_extracted_answers": ["extracted answer 1", ...]}
2) The extracted answers MUST be united and interchangeable, try to combine nearby words in the Reference Answer to form an answer
3) Do not generate answers or information yourself
4) If the question is a yes/no question, then you should base it on the reference answer to return yes or no as the extracted answer.
5) If you can not extract the answer or the answer is not provided in the Reference Answer, then respond: {"short_extracted_answers": null}

### Examples:
Question: What percentage of French publishing houses were in Paris in the 1970s?
Reference Answer: In the 1970s, 80 percent of French-language publishing houses were located in Paris.
Response: {"short_extracted_answers": ["80 percent", "80"]}

Question: When did Claridge's company liquidate?
Reference Answer: Claridge's company liquidated on November 10, 1917.
Response: {"list_of_short_extracted_answers": ["November 10, 1917", "10 November 1917", "November 1917", "1917"]}

Question: Do both Icehouse pieces and El Grande come from the same game?
Reference Answer: No, Icehouse pieces and El Grande do not come from the same game. Icehouse pieces are from the game system of the same name, invented by Andrew Looney and John Cooper, while El Grande is a German-style board game designed by Wolfgang Kramer and Richard Ulrich.
Response: {"list_of_short_extracted_answers": ["No"]}

```

Figure 10: Prompt template to extract short answer from long answer

```

### Task: You are a powerful and accurate assistant in checking the quality of a predicted answer. You will be given a predicted answer, a question and a reference answer.

### Here are some criteria for you to grade the predicted answer:
1) The score MUST be an integer range from 0 to 5.
2) The content of the predicted answer should be relevant and focus on the question.
3) Any missing or excess information in the predicted answer compared to the reference answer will be penalized in the final score.
4) If the question is a question that requires the analysis of information, then you should reinforce the above criteria.

### Question: {{question}}
### Reference Answer: {{reference answer}}
### Predicted Answer: {{predicted answer}}

### Note: Your response MUST be in the following JSON format and do NOT generate unnecessary details beyond the JSON object
{
  "rationale": "Your brief rationale for how you scored the predicted answer",
  "score": "the score of the predicted answer"
}

```

Figure 11: Prompt template for GPT4 to compare and score the predicted answer and the reference answer.

```

### Task: You are a problem solver. Given a question, your task is to solve the question by gradually gathering information with search_engine tool and provide the final answer to the question.
### Question: {actual question}
### Thought: {agent thought 1}
### Action: {agent action 1}
### Search Input: {agent search input}
### Observation: {observation provided by the environment}
....
### Thought: I have the final answer.
### Action: final_answer

```

Figure 12: Training prompt template for Agent-UniRAG to reason and use tools. Loss is computed only on the red part as the GPT turns in the conversation setup.

```
### Task: Extract the relevant information from the sources to support the following query.
```

```
### Sources:
```

```
[  
  {  
    "source_id": "an integer start from 0",  
    "content": "related content to the query"  
  }  
]
```

```
### Query: {agent query}
```

```
[  
  {  
    "source_id": "related source id",  
    "evidence": "evidence from source id"  
  }, ...  
]
```

Figure 13: Training prompt template for Agent-UniRAG extract related evidence for a query from sources of content. Loss is computed only on the red part as the GPT turns in the conversation setup.

```
### Task: Given the question and a list of evidence, your task is to provide the final answer to the question based on the information within the evidence.
```

```
### Evidence: {concatenated text of gathered evidence}
```

```
### Question: {initial question}
```

```
{final answer}
```

Figure 14: Training prompt template for Agent-UniRAG to provide final answer from gathered evidence. Loss is computed only on the red part as the GPT turns in the conversation setup.