

TEXT2GRAD: REINFORCEMENT LEARNING FROM NATURAL LANGUAGE FEEDBACK

Hanyang Wang^{1,*}, Lu Wang², Chaoyun Zhang², Tianjun Mao³, Si Qin², Qingwei Lin², Saravan Rajmohan², Dongmei Zhang²

¹University of Chicago ²Microsoft ³Fudan University

*Work done during an internship at Microsoft

Correspondence to: Lu Wang, wlu@microsoft.com

ABSTRACT

Traditional RLHF optimizes language models with coarse, scalar rewards that mask the fine-grained reasons behind success or failure, leading to slow and opaque learning. Recent work augments RL with textual critiques through prompting or reflection, improving interpretability but leaving model parameters untouched. We introduce TEXT2GRAD, a reinforcement-learning paradigm that *turns free-form textual feedback into span-level gradients*. Given human (or programmatic) critiques, TEXT2GRAD aligns each feedback phrase with the relevant token spans, converts these alignments into differentiable reward signals, and performs gradient updates that directly refine the offending portions of the model’s policy. This yields precise, feedback-conditioned adjustments instead of global nudges. TEXT2GRAD is realized through three components: (1) a high-quality feedback–annotation pipeline that pairs critiques with token spans; (2) a fine-grained reward model that predicts span-level reward on answers while generating explanatory critiques; and (3) a span-level policy optimizer that back-propagates *natural-language gradients*. Across summarization, code generation, and question answering, TEXT2GRAD consistently surpasses scalar-reward RL and prompt-only baselines, providing both higher task metrics and richer interpretability. Our results suggest that natural-language feedback can serve not only as explanations, but also as actionable training signals for fine-grained alignment. The code for our method is available at <https://github.com/microsoft/Text2Grad>.

1 Introduction

Free-form natural language feedback is abundant in real-world applications [1]. Users leave suggestions in reviews, developers comment on code pull requests, and customers critique responses from virtual assistants. Unlike scalar ratings or preference scores, this form of feedback is inherently rich and expressive. It not only pinpoints what is correct or incorrect in an output but also explains why, providing actionable guidance for improvement.

Despite its ubiquity and usefulness, most learning paradigms fail to fully leverage human feedback. Reinforcement learning from human feedback (RLHF) has become the dominant method for aligning large language models (LLMs) with human preferences [2, 3, 4, 5, 6]. RLHF typically reduces preference comparisons to scalar rewards

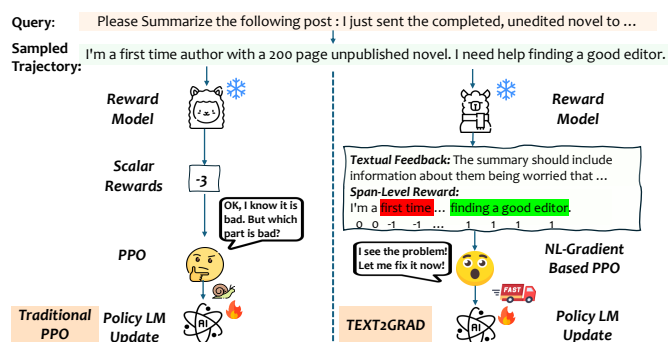


Figure 1: Comparison of PPO and TEXT2GRAD

and optimizes policies via PPO [7] or DPO [5]. While effective for improving helpfulness and safety, this scalarization discards fine-grained, token-level signals about what was right or wrong—and where—leading to imprecise credit assignment, slower convergence, and reduced interpretability [8, 9, 10].

An alternative line of research maintains feedback in its natural language form. Methods such as ReAct [11] and Reflexion [12] prompt the model to reflect on its outputs [13], generate critiques, and use them to self-correct in subsequent steps [14]. These approaches are inspired by how humans operate in open-ended tasks through reasoning, explanation, and dialogue, rather than relying on numerical rewards [15, 16, 17]. Natural language feedback in this context improves transparency and sometimes leads to better task performance. However, because these methods leave model parameters frozen, the feedback is not internalized, requiring repeated corrections and rendering it ephemeral [18, 19, 20].

In this paper, we propose **TEXT2GRAD**, a novel framework that transforms free-form textual feedback into actionable gradients for policy optimization. As shown in Figure 1, unlike prior work that compresses feedback into scalar rewards or applies textual critiques only at inference time, TEXT2GRAD brings feedback into the training loop. Given a human or programmatic critique, our method aligns feedback clauses with relevant output token spans, converts these alignments into span-level reward signals, and computes a natural language gradient. This gradient is then used to perform policy updates that precisely adjust the parts of the model responsible for the error. The result is more targeted, efficient, and interpretable learning.

TEXT2GRAD is built on a complete pipeline for learning from text. First, we construct a high-quality annotation pipeline that uses GPT-4o to label model outputs with textual feedback and span-level critiques, following recent work on automated feedback generation [21, 22]. Second, we train a unified reward model inspired by generative reward modeling [23] that jointly generates natural language critiques and structured span-level reward maps in a single autoregressive sequence. Third, we apply span-level policy optimization using a variant of PPO that integrates these fine-grained reward signals, drawing on advances in token-aware credit assignment [24] and text-based gradients [25].

We evaluate TEXT2GRAD across diverse domains including summarization [26], code generation [27], and open-domain question answering [28]. Our results demonstrate that by converting language into gradients, TEXT2GRAD not only achieves superior performance but also offers enhanced interpretability and sample efficiency, establishing natural language feedback as a powerful, direct training signal. These results suggest that natural language feedback can be more than an interpretability tool: It can be converted into principled gradients to train more capable and aligned models. In general, this paper makes the following contributions.

- We formulate the problem of learning from natural language feedback via gradient-based optimization, and present TEXT2GRAD as the first complete framework to address it.
- We develop a scalable annotation pipeline and a unified reward model that together produce span-level rewards and explanatory critiques, yielding *interpretable, span-level supervision*.
- We show that TEXT2GRAD outperforms strong scalar-reward-based and prompt-based baselines in summarization, code generation, and question-answering benchmarks.

TEXT2GRAD demonstrates that natural language feedback, when properly aligned and grounded, can serve as a direct training signal rather than just auxiliary guidance, opening a new path for building language models that learn from human-like supervision.

2 Related Work

RLHF with scalar rewards Reinforcement learning from human feedback replaces supervised labels with a reward model trained on pairwise human preferences [29, 3]. The reward is a single scalar, and policy optimization methods such as PPO and DPO update the language model toward higher scores [7, 5]. This recipe has advanced instruction following, safety, and summarization; a 1.3B InstructGPT model aligned in this way outperformed 175B GPT 3 on adherence and toxicity [3, 4, 2]. Subsequent work studies reward hacking and data noise [30, 31, 32]. Despite these successes, scalar rewards collapse multidimensional critiques into a single number, obscure the location of an error, and necessitate careful regularization, such as Kullback-Leibler penalties, to remain stable [10, 9]. Even Process Reward Models (PRMs) [33], which offer finer credit assignment, still rely on scalar signals and lack the explanatory power of natural language feedback. Recent work addresses credit assignment through span-level optimization: MA-RLHF improves efficiency via macro-action abstraction [34], SCAR decomposes scalar rewards using Shapley-value allocation [35], and Beyond Sparse Rewards generates intermediate numeric rewards via auxiliary language models [36].

Natural language feedback at inference time A complementary line of research keeps feedback in natural language but applies it only while the model is running. ReAct interleaves chain of thought reasoning with tool use to refine answers in question answering and text games [11]. Reflexion stores self-generated critiques between attempts and improves coding and decision tasks [12]. Language Feedback Training incorporates human-written refinements during supervised fine-tuning [3]. Surveys categorize the many emerging feedback formats [18, 22]. These methods lift interpretability and sometimes quality, yet the model weights stay frozen, so lessons are not retained and error corrections must be rediscovered each time [19, 20]. Learning from Natural Language Feedback [37] uses free-form feedback to produce refined sequences and then imitation learns on those refinements under a supervised/KL view; the learning signal remains sequence-level targets derived from edited outputs.

TEXT2GRAD draws inspiration from both threads yet differs crucially, by training a reward model that generates interpretable textual critiques, uniquely leveraging *natural language gradients* in token-level PPO to drive fast, interpretable policy improvements.

3 Method

This section details TEXT2GRAD, a novel framework for Reinforcement Learning from Natural Language Feedback. We define the Natural Language Gradient (NL-Gradient), then describe our three-stage pipeline: (1) dual-feedback annotation, (2) generative reward modeling, and (3) NL-Gradient policy optimization that enables fine-grained learning from textual critiques.

3.1 Natural Language Gradient: Definition and Motivation

Traditional policy gradient methods optimize an expected scalar return $J(\theta) = \mathbb{E}_{y \sim \pi_\theta(\cdot|x)}[\mathcal{R}(y)]$, where $\mathcal{R}(y)$ is a sequence-level reward, which masks token-level contributions and hinders interpretability. To address this, we introduce the **NL-Gradient**, which transforms textual critiques into token-level gradient signals.

Definition 1 (Natural Language Gradient) Given a generated sequence $y = (y_1, \dots, y_T)$ and its textual critique c , let $\{\delta_t\}_{t=1}^T$ be token-level pseudo-rewards derived by aligning c to y . The NL-Gradient is defined as:

$$\nabla_{\text{NL}}(c \rightarrow y) = \sum_{t=1}^T \delta_t \nabla_{\theta} \log \pi_{\theta}(y_t | x, y_{<t}).$$

Note: "NL-Gradient" refers to converting language feedback into gradient-based supervision, not literal differentiation through text. We align critiques to spans, map spans to discrete token-level pseudo-rewards, and use these to weight the standard policy gradient. Natural language conditions *what* gets updated and *where*. Here, δ_t encodes the critique's local intensity on token y_t , enabling: (1) **Fine-Grained Guidance**: Pseudo-rewards δ_t highlight specific tokens needing improvement. (2) **Interpretability**: Each update step is grounded in human-readable feedback. (3) **Transferability**: The model learns a mapping from text to gradient signals, facilitating generalization across tasks. Our approach is compatible with both RLAIIF and RLHF paradigms; human feedback experiments (Appendix I.1) demonstrate direct applicability to real human critiques.

3.2 Overview of TEXT2GRAD

The core objective of TEXT2GRAD is to construct an NL-Gradient that directly drives policy updates. This requires solving two key challenges: (1) translating free-form textual critiques into structured, token-level numerical feedback, and (2) leveraging these numerical signals to compute token-level advantages and update the policy. This establishes a principled bridge from linguistic reasoning to differentiable credit assignment, operating at a fundamentally different granularity than scalar RLHF methods. The framework generalizes across tasks without modification, requiring only a token-weighting wrapper on top of PPO. To address these challenges, as shown in Figure 2, TEXT2GRAD comprises three steps: *Dual-Feedback Reward Annotation*, which uses GPT-4o to produce high-quality paired critiques and scores; *Reward Model Training*, which trains a unified model to jointly produce explanatory critiques and structured span-level reward maps; and *NL-Gradient Policy Optimization*, which leverages per-token advantages and applies NL-Gradient PPO updates. Together, these phases realize end-to-end NL-Gradient descent for LLMs.

3.3 Reward Labeling

Effective NL-Gradient optimization requires dense, interpretable feedback that can be precisely mapped to token-level learning signals. We introduce a **dual-feedback annotation framework** that jointly generates (1) free-form natural language critiques and (2) structured span-level reward labels. This design enables task-agnostic supervision while directly supporting the construction of token-level pseudo-rewards for fine-grained policy updates.

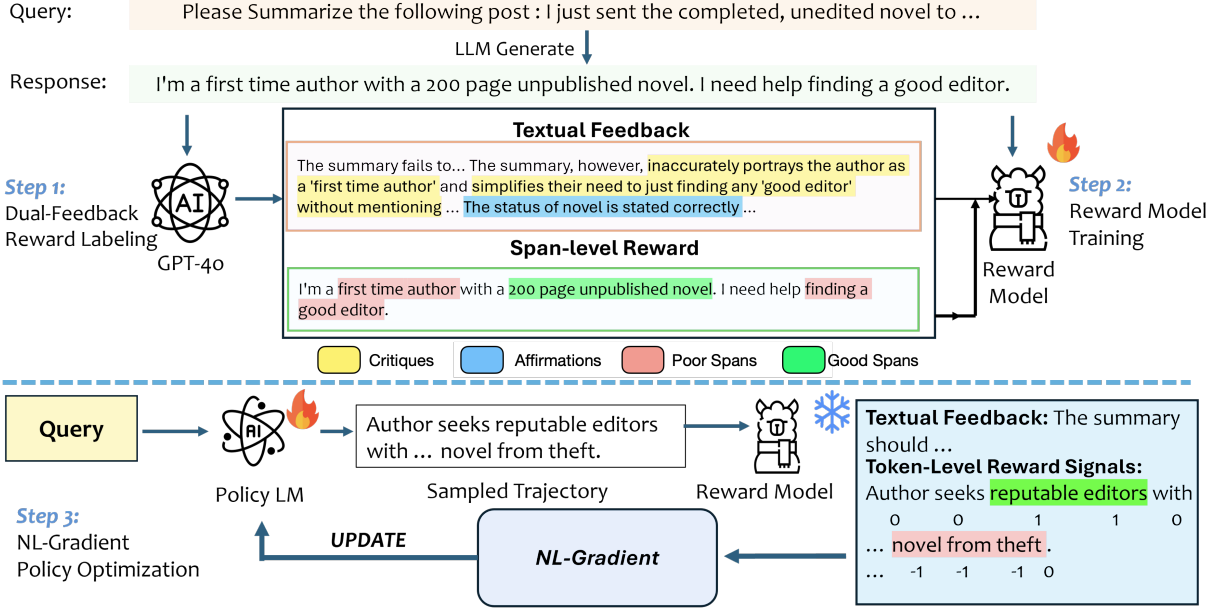


Figure 2: An overview of TEXT2GRAD. Yellow highlights critique phrases pointing out errors; Blue highlights affirming phrases identifying correct aspects; Green marks "good spans"; Red marks "poor spans".

Dual-Feedback Annotation Given a prompt x and a generated response $y = (y_1, \dots, y_T)$, we aim to annotate each sample with a natural language critique c , describing strengths or weaknesses of the response in free text, and a structured span-level reward map $\mathcal{A}(y)$, where each span is assigned a label from $\{\text{positive}, \text{neutral}, \text{negative}\}$.

In practice, we prompt a strong LLM (e.g., GPT-4o) to output both feedback modalities. For example, in a summarization task, the model may generate a textual critique such as: *"The summary omits key information about the character's concern that the manuscript may be rejected."* followed by a structured JSON object assigning sentiment values to spans in the summary:

```
{
  "Good spans": ["200 page unpublished novel"],
  "Poor spans": ["first time author", "finding a good editor"]
}
```

Critically, our annotation prompt explicitly requires spans to be grounded in and directly supported by the critique, ensuring semantic alignment. We annotate only positive/negative spans — the most informative signals — leaving neutral implicit, reducing overhead without loss of utility.

Reasoning-Augmented Annotation In the absence of human feedback, we employ **Chain-of-Thought (CoT) prompting** to elicit high-fidelity, self-justified annotations from GPT-4o. Given a response y , the model: (1) Performs step-by-step quality reasoning; (2) Produces a critique c grounded in that reasoning; (3) Derives a span-level reward map $\mathcal{A}(y) : s_k \mapsto \ell_k$, where each labeled span s_k with label $\ell_k \in \{\text{positive}, \text{negative}\}$ must be explicitly anchored to evidence in c .

Formally, the reward labeler outputs: $R_{\text{LLM}}(x, y) = (c, \mathcal{A}(y))$, where $\mathcal{A}(y) : s_k \mapsto \ell_k$ maps each span s_k to a label $\ell_k \in \{\text{positive}, \text{negative}\}$, explicitly justified by the critique c . This protocol enforces strict alignment between critique and annotation. Spans are labeled only where supported by prior reasoning, yielding semantically grounded, interpretable supervision without human references. Full prompts are provided in Appendix B.

Token-Level Reward Mapping Although feedback is annotated at the span level, policy optimization requires token-level rewards. We convert each labeled span s_k into token-aligned supervision by assigning a uniform pseudo-reward $\delta_t \in \{-1, 0, +1\}$ to each token:

$$\delta_t = \begin{cases} +1, & \text{if } t \in s_k \text{ and } \mathcal{A}(y)[s_k] = \text{positive}, \\ -1, & \text{if } t \in s_k \text{ and } \mathcal{A}(y)[s_k] = \text{negative}, \\ 0, & \text{otherwise.} \end{cases}$$

To reduce labeling cost while retaining informativeness, we adopt a class-prioritized strategy: only positive and negative spans are explicitly labeled, while neutral spans are left unannotated and default to $\delta_t = 0$. This yields a token-level reward vector $\delta = (\delta_1, \dots, \delta_T)$, which supports token-wise advantage estimation and construction of the NL-Gradient (see Section 3.5). Our method does not impose fixed span lengths; spans are generated dynamically based on response content. Analysis on SLF5K (Tables 18 and 19) shows that performance depends on span selection quality rather than coverage: CoT-guided annotation labels 30% of tokens with precise signals while maintaining 93–96% accuracy across all span lengths, whereas dense per-token labeling at 70% introduces noise from stylistic or irrelevant tokens. This component enables scalable, interpretable, and task-general supervision from natural language feedback.

3.4 Reward Model Learning

To enable NL-Gradient optimization, we train a reward model R_ϕ that jointly generates natural language critiques and structured span-level feedback in a single autoregressive pass. Instead of predicting scalar scores, we frame reward modeling as a text generation task—producing both natural language evaluations and span-level labels as output sequences.

Model Objective. Given a prompt x and model response $y = (y_1, \dots, y_T)$, the reward model outputs a sequence $z = [c; \mathcal{A}(y)]$, where c is a critique and $\mathcal{A}(y)$ is a JSON-formatted map labeling spans in y as positive, or negative. We model this as conditional language generation: $p_\phi(z \mid x, y) = \prod_{t=1}^{|z|} p_\phi(z_t \mid z_{<t}, x, y)$, and optimize via maximum likelihood with a cross-entropy loss: $\mathcal{L}_R(\phi) = -\mathbb{E}_{(x,y,z) \in \mathcal{D}_R} [\log p_\phi(z \mid x, y)]$.

This formulation provides three advantages: (1) flexibility across tasks via textual supervision; (2) fine-grained gradient flow through tokenized outputs; and (3) interpretable feedback combining explanation and token-level reward in one model. Each training instance is serialized as $[x; y; z]$, and the model is fine-tuned using teacher forcing under a standard causal LM objective. This unified, text-based approach simplifies the pipeline while enabling both structured and natural language feedback to drive token-level learning in TEXT2GRAD.

3.5 NL-Gradient Policy Optimization

Traditional RL methods rely on sequence-level scalar rewards, which obscure token-level credit assignment and limit precision. This is especially problematic in tasks like summarization and code generation, where only specific parts of the output may be incorrect. To address this, TEXT2GRAD uses dense token-level pseudo-rewards $\{\delta_t\}$ derived from structured textual feedback to enable fine-grained advantage estimation: $A_t = \sum_{l=0}^{T-t-1} (\gamma\lambda)^l \delta_{t+l}^{\text{TD}}$, where $\delta_t^{\text{TD}} = r_t^{\text{total},A} + \gamma V_\psi(x, y_{<t+1}) - V_\psi(x, y_{<t})$, where γ is the discount factor, λ is the GAE parameter, V_ψ is the value function, and $r_t^{\text{total},A} = \delta_t + r_t^{\text{KL}}$ combines the token-level pseudo-reward δ_t with the KL penalty term r_t^{KL} .

Given a response y , we query the trained reward model R_ϕ to generate a natural language critique and span-level reward map, which is parsed into token-wise rewards $\{\delta_t\}_{t=1}^T$. These are used to construct the *NL-Gradient*: $g_{\text{NL}} = \sum_{t=1}^T \delta_t \cdot \nabla_\theta \log \pi_\theta(y_t \mid x, y_{<t})$, where π_θ is the policy parameterized by θ , providing localized learning signals aligned with feedback.

We then compute token-level advantages using GAE and integrate them into the PPO objective:

$$L^{\text{PPO}}(\theta) = \mathbb{E}_t [\min(\rho_t A_t, \text{clip}(\rho_t, 1 - \epsilon, 1 + \epsilon) A_t)] - \beta \mathcal{H}(\pi_\theta(\cdot \mid x, y_{<t})),$$

where $\rho_t = \pi_\theta(y_t \mid x, y_{<t}) / \pi_{\theta_{\text{old}}}(y_t \mid x, y_{<t})$ is the importance ratio, \mathcal{H} is the entropy bonus, β is the entropy coefficient, and ϵ is the clipping threshold that stabilizes updates by constraining large policy shifts. By transforming natural language feedback into token-level gradients, TEXT2GRAD enables interpretable, precise, and efficient policy optimization.

3.6 Theoretical Analysis: Discriminative Power of Token-Level Rewards

Our analysis shows that token-level rewards derived from textual feedback lead to sharper and more discriminative advantage estimates than end-of-sequence rewards. Under our formulation, the advantage at timestep t is computed as $A_t^A = \sum_{k=t}^T (\gamma\lambda)^{k-t} \delta_k$, where δ_k are pseudo-rewards aligned to tokens via natural language critiques. In contrast, end-of-sequence rewards yield $A_t^B = (\gamma\lambda)^{T-t} \sum_{k=t}^T \delta_k$, discounting all feedback uniformly. The difference in temporal

credit assignment is given by $\Delta A_t^A - \Delta A_t^B = \sum_{k=t}^{T-1} (\gamma\lambda)^{k-t} \Delta\delta_k$, which amplifies early feedback differences. For typical settings where $\gamma\lambda \approx 0.95$, a token-level reward at step $k = T - 20$ is weighted nearly $0.95^{-20} \approx 2.8$ times more than it would be under end-of-sequence supervision—showing that natural language-guided token-level feedback is nearly 3× more effective for early credit assignment. This yields more informative gradients and improves the policy’s ability to localize and correct errors in long-form outputs. The full derivation and comparison are provided in Appendix A.

4 Experiments

We evaluate TEXT2GRAD on summarization, code generation, and question answering to test its ability to transform natural language feedback into fine-grained policy updates. Our experiments demonstrate that TEXT2GRAD outperforms scalar-reward baselines such as PPO, with improved sample efficiency, faster convergence, and better accuracy.

4.1 Datasets Overview

SLF5K [26]: A summarization dataset with 5,000 Reddit posts, human-written summaries, and feedback. We use all 5,000 samples for SFT, reward modeling, and policy training, with 500 for evaluation. **KodCode** [28]: A code generation benchmark with 447K question–solution–test triplets across 12 domains. We sample 9K GPT-4o completions to train the reward model, and use KodCode-Light-RL-10k for policy optimization. **UltraFeedback** [27]: A QA dataset with 64K prompts and 256K completions from 17 models. Following Huang et al. [38], we split the data into 30% SFT, 50% reward modeling, and 20% RL.

4.2 Reward Model Evaluation

A core component of TEXT2GRAD is the unified reward model, trained to emulate the evaluative reasoning of advanced LLMs (i.e., GPT-4o) by producing structured, token-level feedback.

Table 1: Quantitative evaluation of reward models with and without CoT prompting, measured by span-level precision/recall, preference win-rate (W:T:L), and human annotation accuracy.

Dataset	Positive Token		Negative Token		Win-Rate (W:T:L)	Human-anno Acc.
	Prec.	Rec.	Prec.	Rec.		
SLF5K	0.58	0.63	0.58	0.43	62:9:29	86%
<i>No CoT</i>	0.63	0.46	0.53	0.40	–	–
UltraFeedback	0.66	0.43	0.46	0.22	53:9:38	82%
<i>No CoT</i>	0.61	0.59	0.40	0.35	–	–
KodCode	0.64	0.68	0.84	0.71	72:7:21	94%
<i>No CoT</i>	0.62	0.61	0.75	0.78	–	–

Experimental Setup We fine-tune Llama3.1-8B-Instruct [39] to serve as the reward model across all tasks. It is trained to output both a natural language critique and a span-level reward signal, using supervision generated by GPT-4o. To ensure high-quality labels, we use a CoT prompting strategy [15, 40] in which GPT-4o first reasons through the correctness of a model response, then articulates strengths and weaknesses, and finally highlights token spans as positive or negative. This structured annotation improves feedback precision and interpretability, enabling richer training signals than scalar-only supervision.

Main Results Table 1 presents token-level precision and recall for feedback identification, along with span-level win rates in pairwise comparisons (with vs. without CoT reasoning) and human-alignment accuracy. To compute token-level metrics, we map each annotated span to its constituent tokens: tokens within positive spans are labeled +1, negative spans −1, and all others 0 (neutral); model predictions are evaluated against this derived ground truth. Span-level recall is measured through Exact/Partial Match metrics (Appendix C). Our annotation pipeline ensures high fidelity with unmatched-span rates below 2.5% across all datasets (Table 15), confirming that reward signals are grounded in actual model outputs.

Across all datasets, the CoT-based reward model consistently outperforms the ablated variant, achieving a 62% win rate on SLF5K and 86% alignment with human annotations. Although the precision for positive spans slightly decreases (58% vs. 63%), the recall improves significantly (63% vs. 46%), indicating better coverage and reduced overfitting

to surface-level cues. The moderate negative-token recall (22% on UltraFeedback, 43% on SLF5K) reflects label imbalance: approximately 63–70% of tokens are neutral, so only a minority receive non-zero rewards. From a policy-learning perspective, precision is more critical than recall, as false-signed rewards directly corrupt gradients, while missing correct tokens merely reduces update density. Our precision-first design, combined with high human alignment (>82%), produces stable advantages and substantial policy improvements despite moderate recall. Similar trends hold on UltraFeedback and KodCode, with robust performance in the code domain (KodCode win rate: 72%). Critically, our pipeline enforces strict critique–span alignment: every labeled span must be justified by prior CoT reasoning (Appendix B), and post-processing ensures spans are exact response quotes (unmatched rate <2.5%, Table 15). This produces high consistency (82–94% human alignment), enabling scalable and high-fidelity feedback without signal loss. Appendix K further shows that the training time overhead is modest compared to PPO, primarily due to a single reward model forward pass per trajectory. Detailed human evaluation results are provided in Appendix M.

Collectively, these results demonstrate that **structured natural language reasoning, coupled with precise span-level grounding, enables accurate, discriminative, and data-efficient reward modeling** forming a robust foundation for token-level policy learning in TEXT2GRAD. The pairwise-comparison prompt is provided in Appendix E. Additional metrics are reported in Appendix C.

4.3 SLF5K [26]: Summarization

We evaluate TEXT2GRAD on the SLF5K dataset [26], which involves generating summaries of Reddit posts that closely align with human-written references. This task provides natural language feedback and span-level annotations, making it well-suited for evaluating the effectiveness of token-level reward modeling. Additional hyperparameters are provided in Appendix D.

Table 2: Performance comparison on the SLF5K summarization dataset. The policy model is Llama-3.1-8B-Instruct. **Bold** indicates best results; underline indicates second best.

Method	R-1	R-2	R-L	BLEU	BERTScore
<i>Proprietary Models</i>					
ChatGPT-3.5	0.155	0.059	0.108	0.020	0.844
GPT-4o	0.296	0.066	0.203	0.030	0.886
<i>Open-Source Baselines (8B)</i>					
SFT	0.285	0.078	0.195	0.032	0.875
SFT + Reflection	0.329	0.087	0.225	0.041	0.888
DPO	0.327	0.101	0.224	0.039	0.885
PPO	<u>0.365</u>	0.132	0.262	0.075	0.893
PRM-PPO	0.341	0.130	0.254	0.069	0.889
Dense Reward	0.222	0.042	0.196	0.022	0.888
ILF [26]	0.349	<u>0.134</u>	<u>0.259</u>	<u>0.073</u>	0.892
<i>Ours</i>					
TEXT2GRAD (w/o CoT)	0.380	0.140	0.275	0.085	<u>0.898</u>
TEXT2GRAD	0.400	0.155	0.291	0.094	0.902

Experimental Setup We use Llama3.1-8B-Instruct [39] as the base policy model. It is first fine-tuned using supervised learning on SLF5K to control output length and content coverage, and subsequently optimized using our NL-Gradient method. We compare TEXT2GRAD against several baselines: (1) PPO [7] trained with scalar rewards, (2) DPO [5] for preference optimization, (3) PRM-PPO [33] combining preference modeling with PPO, (4) supervised fine-tuning (SFT), and (5) SFT enhanced with reward-guided reflection [12, 41]. Appendix N details how PRM spans were defined for each domain, and includes the GPT-3.5 and GPT-4o outputs as reference points. Evaluation metrics include ROUGE [42], BLEU [43], BERTScore [44], and LLM-as-a-Judge [45].

Main Results As shown in Table 2, TEXT2GRAD achieves SOTA performance on all metrics, outperforming scalar-reward and reflection-based baselines. It surpasses PPO by **+25.3% BLEU** and **+6.7 ROUGE-L**, exceeds DPO and PRM-PPO by +6.7 and +3.7 ROUGE-L respectively, and improves over SFT+Reflection by **+3.3 ROUGE-L**, confirming that *gradient-based internalization* of feedback yields stronger gains than *inference-time correction*. To validate our span-based design, we compare against dense token-level labeling. Despite maximal supervision, dense labeling performs substantially worse (ROUGE-L: 0.196 vs. 0.291), as it labels ~70% of tokens predominantly on function words rather than semantic spans, introducing noise into advantage estimates. Our span-based approach achieves superior performance while maintaining high grounding fidelity (unmatched rate <2.5%) and reducing annotation costs

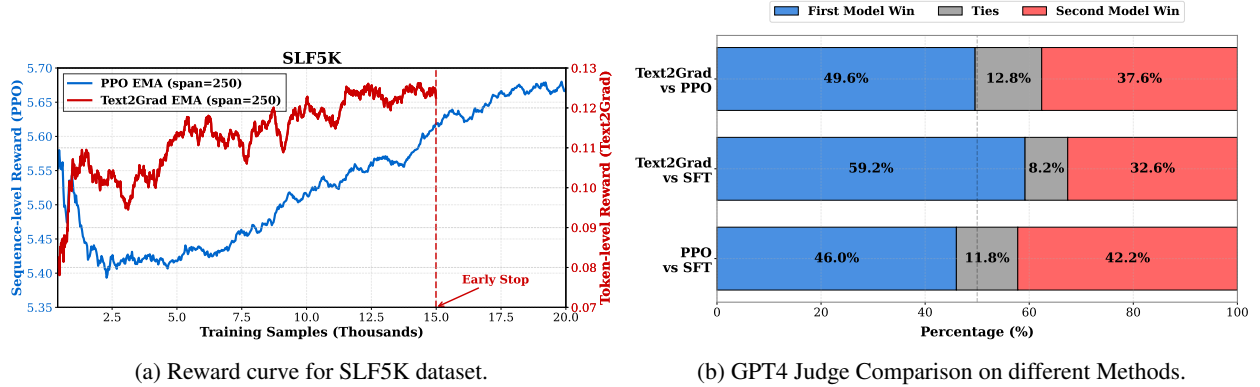


Figure 3: Combined figure for SLF5K dataset analysis.

by 85–90% (Appendix I.1). Qualitatively, GPT-4-as-a-Judge preferences (Figure 3b) show a **12% win-rate gain over PPO**, indicating more coherent and informative outputs. Quantitatively, Figure 3a reveals TEXT2GRAD converges **22% faster**, demonstrating that token-level gradients accelerate learning while allowing interpretable updates. The table also shows that removing reasoning degrades performance.

4.4 KodCode [28]: Code Generation

We evaluate TEXT2GRAD on the KodCode dataset [28], which focuses on generating correct Python solutions across 12 diverse problem domains. This task highlights the importance of span-level feedback in structured text generation, where subtle errors can invalidate the entire output.

Experimental Setup We adopt Llama3.1-8B-Instruct [39] as the policy model. For reward model training, we sample 10,000 prompt–completion pairs from the supervised dataset, using GPT-4o outputs as high-quality references and GPT-3.5 completions as challenging negatives to form pairwise comparisons. Annotations include textual critiques and span-level labels. We benchmark TEXT2GRAD against PPO [7] and strong baselines, evaluating via pass@1 accuracy on HumanEval [46], MBPP [47], and their robustness-enhanced variants, HumanEval+ and MBPP+ [48].

Table 3: Code generation benchmarks (pass@1 %). **Bold**: best; underline: second best.

Method	Size	HumanEval		MBPP		Avg.
		Base	Plus	Base	Plus	
<i>Proprietary & Pre-trained Models</i>						
Llama-3.2-Instruct	3B	48.2	43.9	61.9	51.3	51.3
Llama-3.1-Instruct	8B	64.0	58.5	66.7	55.0	61.1
CodeLlama	34B	51.8	43.9	69.3	56.3	55.3
Gemini Pro	–	63.4	55.5	<u>72.9</u>	57.9	62.4
<i>Fine-tuned (Llama-3.1-8B-Instruct)</i>						
DPO	8B	<u>65.2</u>	56.7	66.1	56.1	61.0
PPO	8B	64.6	<u>61.0</u>	68.5	55.8	<u>62.5</u>
PRM-PPO	8B	61.5	59.8	65.1	54.9	60.3
ILF	8B	63.4	60.4	68.5	<u>57.1</u>	62.3
<i>Ours</i>						
TEXT2GRAD (w/o CoT)	8B	63.8	57.3	62.2	53.4	59.2
TEXT2GRAD	8B	67.7	61.6	73.3	61.6	66.1

Main Results Table 3 shows TEXT2GRAD outperforms all baselines—both pre-trained and fine-tuned—across all benchmarks. Against PPO, it gains **+5.8** on MBPP+ and **+3.6** on HumanEval+, demonstrating superior robustness to adversarial test cases. It also surpasses DPO and PRM-PPO by **5.1** and **5.8** average points, respectively. Critically, the ablated variant (TEXT2GRAD w/o CoT) underperforms by **6.9** points on average, confirming that structured natural language feedback—not just span labels—is essential for effective token-level credit assignment. These results validate that TEXT2GRAD precisely localizes and corrects subtle coding errors, yielding programs that generalize reliably under stress.

4.5 UltraFeedback [27]: Open-Domain Question Answering

To evaluate TEXT2GRAD on general-purpose alignment, we test it on UltraFeedback [27], a diverse QA benchmark spanning multiple domains and difficulty levels. This task assesses generalization to open-ended prompts, factual accuracy, and conversational coherence.

Experimental Setup We use Llama3-8B-Instruct as the policy backbone. Evaluation metrics include: (1) **AlpacaEval 2.0** [49] for instruction alignment, (2) **ARC-Challenge** [50] for reasoning, and (3) **MT-Bench** [51] for multi-turn dialogue quality. We omit PRM-PPO due to UltraFeedback’s long average response length and lack of explicit reasoning steps, which makes PRM annotation both conceptually unsuitable and computationally expensive (6–8× higher token budget); see Appendix N for details. This makes span-level NL feedback more scalable and practical.

Main Results

Table 4: UltraFeedback QA benchmarks. **Bold**: best; underline: second best.

Method	AlpacaEval	ARC-C	MT-Bench
<i>Proprietary Models</i>			
GPT-4	30.2	96.4	<u>7.93</u>
GPT-3.5	22.7	85.2	6.91
<i>Open-Source (Llama3-8B-Instruct)</i>			
Base	22.6	80.5	6.87
DPO	<u>32.6</u>	81.0	7.01
PPO	32.4	<u>82.7</u>	7.43
ILF	30.1	80.9	7.08
<i>Ours</i>			
TEXT2GRAD (w/o CoT)	28.6	83.1	7.49
TEXT2GRAD	34.7	84.4	7.58

As shown in Table 4, TEXT2GRAD consistently improves over both the base model and PPO across all metrics. On AlpacaEval 2.0, TEXT2GRAD achieves a 12.1-point gain over the base model and a 2.3-point improvement over PPO, indicating stronger instruction alignment and preference satisfaction. On ARC-Challenge, TEXT2GRAD shows improved reasoning (+3.9 vs. base, +1.7 vs. PPO), while MT-Bench results highlight better multi-turn dialogue performance.

Our ablation study clarifies the significance of structured feedback by examining the impact of excluding CoT reasoning during the annotation phase, where feedback is provided directly as span-level scores without prior natural language explanations. Training without CoT reasoning leads to a consistent decrease in performance across all metrics, with a notable drop in AlpacaEval (-6.1 points). This underscores the critical role of natural language explanations in generating effective token-level supervision, reinforcing that NL-Gradient optimization, guided by explicit feedback, enhances both alignment and reasoning.

4.6 Case Study

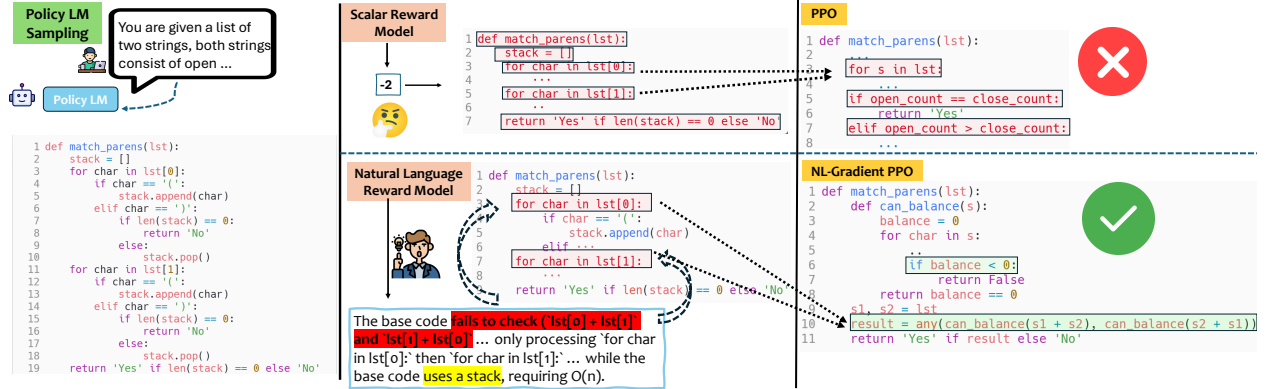


Figure 4: A case study from the code generation scenario comparing PPO vs. TEXT2GRAD.

Figure 4 shows how TEXT2GRAD corrects a faulty implementation of `match_parens` while standard PPO fails. The policy LM first produces a buggy patch. A scalar reward model gives PPO a single negative score (−2), leaving the optimizer without guidance on where the error is located. After several updates, it still ignores the two cross-concatenation checks required by hidden tests.

TEXT2GRAD proceeds differently. The natural language reward model highlights the exact faulty span for `for char in lst[0] ...` and explains that the code “fails to check `lst[0] + lst[1]` and `lst[1] + lst[0]`.” This critique is aligned with the offending tokens and converted into negative rewards for that span and positive rewards for the rest. A single NL-Gradient update rewrites only the highlighted lines. The resulting function passes all unit tests. This example underscores the advantages of TEXT2GRAD. Additional qualitative results appear in Appendix F.

4.7 Cross-Model Generalization

To validate that TEXT2GRAD’s gains transfer across model families, we evaluated on Mistral-7B-Instruct-v0.2 across code generation, open-domain QA, and summarization. As shown in Table 5, TEXT2GRAD consistently outperforms baselines across all tasks: on code generation, average pass@1 improves from 42.9 (DPO) to 45.3; on QA, AlpacaEval increases from 26.17 to 29.40; on summarization, ROUGE-L reaches 0.24. These results confirm the method’s generality across architectures.

Table 5: Cross-model evaluation on Mistral-7B-Instruct-v0.2. **Bold**: best per metric.

Method	Code (pass@1 %)				QA		Summarization		
	HE	HE+	MBPP	MBPP+	AlpacaEval	MT-Bench	R-L	BLEU	BERT
Base	42.1	36.0	44.7	37.0	17.11	6.60	0.200	0.024	0.66
PPO	45.7	38.4	47.1	38.3	19.62	6.55	0.230	0.035	0.70
DPO	47.6	39.6	46.7	37.6	26.17	6.30	0.210	0.030	0.69
TEXT2GRAD	50.0	40.9	49.6	40.6	29.40	6.78	0.240	0.041	0.72

5 Conclusion

We presented TEXT2GRAD, a new framework for learning from natural language feedback by converting free-form textual critiques into span-level reward signals and actionable gradients. Unlike traditional RLHF approaches that rely on scalar rewards or inference-time prompting strategies, TEXT2GRAD directly incorporates feedback into the training process through token-aware policy updates. This enables precise credit assignment and more interpretable learning dynamics. Experimental results across summarization, code generation, and question answering demonstrate that TEXT2GRAD consistently outperforms scalar-reward PPO and prompt-based baselines in both alignment quality and sample efficiency. Cross-model evaluation on Mistral-7B-Instruct-v0.2 (Section 4.7) further validates that these gains transfer across model families and architectures. Overall, TEXT2GRAD opens a new direction for fine-grained, feedback-driven optimization of language models, moving beyond scalar supervision toward more human-like, interpretable, and effective learning.

References

- [1] Chaoyun Zhang, Zicheng Ma, Yuhao Wu, Shilin He, Si Qin, Minghua Ma, Xiaoting Qin, Yu Kang, Yuyi Liang, Xiaoyu Gou, et al. Allhands: Ask me anything on large-scale verbatim feedback via large language models. *arXiv preprint arXiv:2403.15157*, 2024.
- [2] Nisan Stiennon, Long Ouyang, Jeffrey Wu, Daniel Ziegler, Ryan Lowe, Chelsea Voss, Alec Radford, Dario Amodei, and Paul F Christiano. Learning to summarize with human feedback. *Advances in neural information processing systems*, 33:3008–3021, 2020.
- [3] Long Ouyang, Jeffrey Wu, Xu Jiang, Diogo Almeida, Carroll Wainwright, Pamela Mishkin, Chong Zhang, Sandhini Agarwal, Katarina Slama, Alex Ray, et al. Training language models to follow instructions with human feedback. *Advances in neural information processing systems*, 35:27730–27744, 2022.
- [4] Yuntao Bai, Andy Jones, Kamal Ndousse, Amanda Askell, Anna Chen, Nova DasSarma, Dawn Drain, Stanislav Fort, Deep Ganguli, Tom Henighan, et al. Training a helpful and harmless assistant with reinforcement learning from human feedback. *arXiv preprint arXiv:2204.05862*, 2022.
- [5] Rafael Rafailov, Archit Sharma, Eric Mitchell, Christopher D Manning, Stefano Ermon, and Chelsea Finn. Direct preference optimization: Your language model is secretly a reward model. *Advances in Neural Information Processing Systems*, 36:53728–53741, 2023.
- [6] Zhihong Shao, Peiyi Wang, Qihao Zhu, Runxin Xu, Junxiao Song, Xiao Bi, Haowei Zhang, Mingchuan Zhang, YK Li, Y Wu, et al. Deepseekmath: Pushing the limits of mathematical reasoning in open language models. *arXiv preprint arXiv:2402.03300*, 2024.
- [7] John Schulman, Filip Wolski, Prafulla Dhariwal, Alec Radford, and Oleg Klimov. Proximal policy optimization algorithms. *arXiv preprint arXiv:1707.06347*, 2017.

- [8] Stephen Casper, Xander Davies, Claudia Shi, Thomas Krendl Gilbert, J      Scheurer, Javier Rando, Rachel Freedman, Tomasz Korbak, David Lindner, Pedro Freire, et al. Open problems and fundamental limitations of reinforcement learning from human feedback. *arXiv preprint arXiv:2307.15217*, 2023.
- [9] Zeqiu Wu, Yushi Hu, Weijia Shi, Nouha Dziri, Alane Suhr, Prithviraj Ammanabrolu, Noah A Smith, Mari Ostendorf, and Hannaneh Hajishirzi. Fine-grained human feedback gives better rewards for language model training. *Advances in Neural Information Processing Systems*, 36:59008–59033, 2023.
- [10] Sebastian Raschka. *Build a Large Language Model (From Scratch)*. Simon and Schuster, 2024.
- [11] Shunyu Yao, Jeffrey Zhao, Dian Yu, Nan Du, Izhak Shafran, Karthik Narasimhan, and Yuan Cao. React: Synergizing reasoning and acting in language models. In *International Conference on Learning Representations (ICLR)*, 2023.
- [12] Noah Shinn, Federico Cassano, Ashwin Gopinath, Karthik Narasimhan, and Shunyu Yao. Reflexion: Language agents with verbal reinforcement learning. *Advances in Neural Information Processing Systems*, 36:8634–8652, 2023.
- [13] Chaoyun Zhang, Liqun Li, Shilin He, Xu Zhang, Bo Qiao, Si Qin, Minghua Ma, Yu Kang, Qingwei Lin, Saravan Rajmohan, et al. Ufo: A ui-focused agent for windows os interaction. *arXiv preprint arXiv:2402.07939*, 2024.
- [14] Chaoyun Zhang, He Huang, Chiming Ni, Jian Mu, Si Qin, Shilin He, Lu Wang, Fangkai Yang, Pu Zhao, Chao Du, et al. Ufo2: The desktop agents. *arXiv preprint arXiv:2504.14603*, 2025.
- [15] Jason Wei, Xuezhi Wang, Dale Schuurmans, Maarten Bosma, Fei Xia, Ed Chi, Quoc V Le, Denny Zhou, et al. Chain-of-thought prompting elicits reasoning in large language models. *Advances in neural information processing systems*, 35:24824–24837, 2022.
- [16] Reiichiro Nakano, Jacob Hilton, Suchir Balaji, Jeff Wu, Long Ouyang, Christina Kim, Christopher Hesse, Shantanu Jain, Vineet Kosaraju, William Saunders, et al. Webgpt: Browser-assisted question-answering with human feedback. *arXiv preprint arXiv:2112.09332*, 2021.
- [17] Chaoyun Zhang, Shilin He, Jiaxu Qian, Bowen Li, Liqun Li, Si Qin, Yu Kang, Minghua Ma, Guyue Liu, Qingwei Lin, et al. Large language model-brained gui agents: A survey. *arXiv preprint arXiv:2411.18279*, 2024.
- [18] Patrick Fernandes, Aman Madaan, Emmy Liu, Ant  nio Farinhas, Pedro Henrique Martins, Amanda Bertsch, Jos   GC de Souza, Shuyan Zhou, Tongshuang Wu, Graham Neubig, et al. Bridging the gap: A survey on integrating (human) feedback for natural language generation. *Transactions of the Association for Computational Linguistics*, 11:1643–1668, 2023.
- [19] Alexander Pan, Erik Jones, Meena Jagadeesan, and Jacob Steinhardt. Feedback loops with language models drive in-context reward hacking. *arXiv preprint arXiv:2402.06627*, 2024.
- [20] Archit Sharma, Sedrick Scott Keh, Eric Mitchell, Chelsea Finn, Kushal Arora, and Thomas Kollar. A critical evaluation of ai feedback for aligning large language models. *Advances in Neural Information Processing Systems*, 37:29166–29190, 2024.
- [21] Harrison Lee, Samrat Phatale, Hassan Mansoor, Thomas Mesnard, Johan Ferret, Kellie Lu, Colton Bishop, Ethan Hall, Victor Carbune, Abhinav Rastogi, et al. Rlaif vs. rlhf: Scaling reinforcement learning from human feedback with ai feedback. *arXiv preprint arXiv:2309.00267*, 2023.
- [22] Weixin Liang, Yuhui Zhang, Hancheng Cao, Binglu Wang, Daisy Yi Ding, Xinyu Yang, Kailas Vodrahalli, Siyu He, Daniel Scott Smith, Yian Yin, et al. Can large language models provide useful feedback on research papers? a large-scale empirical analysis. *NEJM AI*, 1(8):AIoa2400196, 2024.
- [23] Dakota Mahan, Duy Van Phung, Rafael Rafailov, Chase Blagden, Nathan Lile, Louis Castricato, Jan-Philipp Fr  nken, Chelsea Finn, and Alon Albalak. Generative reward models. *arXiv preprint arXiv:2410.12832*, 2024.
- [24] Zhipeng Chen, Kun Zhou, Wayne Xin Zhao, Junchen Wan, Fuzheng Zhang, Di Zhang, and Ji-Rong Wen. Improving large language models via fine-grained reinforcement learning with minimum editing constraint. *arXiv preprint arXiv:2401.06081*, 2024.
- [25] Mert Yuksekgonul, Federico Bianchi, Joseph Boen, Sheng Liu, Zhi Huang, Carlos Guestrin, and James Zou. Textgrad: Automatic "differentiation" via text. *arXiv preprint arXiv:2406.07496*, 2024.
- [26] J      Scheurer, Jon Ander Campos, Tomasz Korbak, Jun Shern Chan, Angelica Chen, Kyunghyun Cho, and Ethan Perez. Training language models with language feedback at scale. *arXiv preprint arXiv:2303.16755*, 2023.
- [27] Ganqu Cui, Lifan Yuan, Ning Ding, Guanming Yao, Wei Zhu, Yuan Ni, Guotong Xie, Zhiyuan Liu, and Maosong Sun. Ultrafeedback: Boosting language models with high-quality feedback. 2023.
- [28] Zhangchen Xu, Yang Liu, Yueqin Yin, Mingyuan Zhou, and Radha Poovendran. Kodcode: A diverse, challenging, and verifiable synthetic dataset for coding. *arXiv preprint arXiv:2503.02951*, 2025.

- [29] Paul F Christiano, Jan Leike, Tom Brown, Miljan Martic, Shane Legg, and Dario Amodei. Deep reinforcement learning from human preferences. *Advances in neural information processing systems*, 30, 2017.
- [30] Binghai Wang, Rui Zheng, Lu Chen, Yan Liu, Shihan Dou, Caishuang Huang, Wei Shen, Senjie Jin, Enyu Zhou, Chenyu Shi, et al. Secrets of rlhf in large language models part ii: Reward modeling. *arXiv preprint arXiv:2401.06080*, 2024.
- [31] Nathan Lambert. Reinforcement learning from human feedback. *arXiv preprint arXiv:2504.12501*, 2025.
- [32] Zhiqing Sun, Sheng Shen, Shengcao Cao, Haotian Liu, Chunyuan Li, Yikang Shen, Chuang Gan, Liang-Yan Gui, Yu-Xiong Wang, Yiming Yang, et al. Aligning large multimodal models with factually augmented rlhf. *arXiv preprint arXiv:2309.14525*, 2023.
- [33] Hunter Lightman, Vineet Kosaraju, Yuri Burda, Harrison Edwards, Bowen Baker, Teddy Lee, Jan Leike, John Schulman, Ilya Sutskever, and Karl Cobbe. Let’s verify step by step. In *The Twelfth International Conference on Learning Representations*, 2023.
- [34] Yekun Chai, Haoran Sun, Huang Fang, Shuohuan Wang, Yu Sun, and Hua Wu. Ma-rlhf: Reinforcement learning from human feedback with macro actions. *arXiv preprint arXiv:2410.02743*, 2024.
- [35] Meng Cao, Shuyuan Zhang, Xiao-Wen Chang, and Doina Precup. Scar: Shapley credit assignment for more efficient rlhf. *arXiv preprint arXiv:2505.20417*, 2025.
- [36] Meng Cao, Lei Shu, Lei Yu, Yun Zhu, Nevan Wichers, Yinxiao Liu, and Lei Meng. Beyond sparse rewards: Enhancing reinforcement learning with language model critique in text generation. *arXiv preprint arXiv:2401.07382*, 2024.
- [37] Angelica Chen, Jérémy Scheurer, Jon Ander Campos, Tomasz Korbak, Jun Shern Chan, Samuel R Bowman, Kyunghyun Cho, and Ethan Perez. Learning from natural language feedback. *Transactions on machine learning research*, 2024.
- [38] Chenghua Huang, Zhizhen Fan, Lu Wang, Fangkai Yang, Pu Zhao, Zeqi Lin, Qingwei Lin, Dongmei Zhang, Saravan Rajmohan, and Qi Zhang. Self-evolved reward learning for llms. *arXiv preprint arXiv:2411.00418*, 2024.
- [39] Aaron Grattafiori, Abhimanyu Dubey, Abhinav Jauhri, Abhinav Pandey, Abhishek Kadian, Ahmad Al-Dahle, Aiesha Letman, Akhil Mathur, Alan Schelten, Alex Vaughan, et al. The llama 3 herd of models. *arXiv e-prints*, pages arXiv–2407, 2024.
- [40] Ruomeng Ding, Chaoyun Zhang, Lu Wang, Yong Xu, Minghua Ma, Wei Zhang, Si Qin, Saravan Rajmohan, Qingwei Lin, and Dongmei Zhang. Everything of thoughts: Defying the law of penrose triangle for thought generation. In *Findings of the Association for Computational Linguistics ACL 2024*, pages 1638–1662, 2024.
- [41] Aman Madaan, Niket Tandon, Prakhar Gupta, Skyler Hallinan, Luyu Gao, Sarah Wiegrefe, Uri Alon, Nouha Dziri, Shrimai Prabhumoye, Yiming Yang, et al. Self-refine: Iterative refinement with self-feedback. *Advances in Neural Information Processing Systems*, 36:46534–46594, 2023.
- [42] Chin-Yew Lin. Rouge: A package for automatic evaluation of summaries. In *Text summarization branches out*, pages 74–81, 2004.
- [43] Kishore Papineni, Salim Roukos, Todd Ward, and Wei-Jing Zhu. Bleu: a method for automatic evaluation of machine translation. In *Proceedings of the 40th annual meeting of the Association for Computational Linguistics*, pages 311–318, 2002.
- [44] Tianyi Zhang, Varsha Kishore, Felix Wu, Kilian Q Weinberger, and Yoav Artzi. Bertscore: Evaluating text generation with bert. *arXiv preprint arXiv:1904.09675*, 2019.
- [45] Jiawei Gu, Xuhui Jiang, Zhichao Shi, Hexiang Tan, Xuehao Zhai, Chengjin Xu, Wei Li, Yinghan Shen, Shengjie Ma, Honghao Liu, et al. A survey on llm-as-a-judge. *arXiv preprint arXiv:2411.15594*, 2024.
- [46] Mark Chen, Jerry Tworek, Heewoo Jun, Qiming Yuan, Henrique Ponde De Oliveira Pinto, Jared Kaplan, Harri Edwards, Yuri Burda, Nicholas Joseph, Greg Brockman, et al. Evaluating large language models trained on code. *arXiv preprint arXiv:2107.03374*, 2021.
- [47] Jacob Austin, Augustus Odena, Maxwell Nye, Maarten Bosma, Henryk Michalewski, David Dohan, Ellen Jiang, Carrie Cai, Michael Terry, Quoc Le, et al. Program synthesis with large language models. *arXiv preprint arXiv:2108.07732*, 2021.
- [48] Zhaojian Yu, Yilun Zhao, Arman Cohan, and Xiao-Ping Zhang. Humaneval pro and mbpp pro: Evaluating large language models on self-invoking code generation. *arXiv preprint arXiv:2412.21199*, 2024.
- [49] Yann Dubois, Balázs Galambosi, Percy Liang, and Tatsunori B Hashimoto. Length-controlled alpaca-eval: A simple way to debias automatic evaluators. *arXiv preprint arXiv:2404.04475*, 2024.

- [50] Peter Clark, Isaac Cowhey, Oren Etzioni, Tushar Khot, Ashish Sabharwal, Carissa Schoenick, and Oyvind Tafjord. Think you have solved question answering? try arc, the ai2 reasoning challenge. *arXiv preprint arXiv:1803.05457*, 2018.
- [51] Lianmin Zheng, Wei-Lin Chiang, Ying Sheng, Siyuan Zhuang, Zhanghao Wu, Yonghao Zhuang, Zi Lin, Zhuohan Li, Dacheng Li, Eric Xing, et al. Judging llm-as-a-judge with mt-bench and chatbot arena. *Advances in Neural Information Processing Systems*, 36:46595–46623, 2023.

A Discriminative Power of Token-Level Rewards

A key design choice in our method is to provide dense, token-level feedback rather than sparse, end-of-sequence rewards. Intuitively, localized reward signals allow the policy to attribute credit or blame more precisely to specific parts of the output. In this section, we formalize this intuition and show how token-level rewards lead to sharper and more discriminative advantage estimates, thereby improving policy learning.

Background. In reinforcement learning, policy updates are guided by the advantage function, which measures how much better (or worse) an action is compared to the policy’s expected value. Using Generalized Advantage Estimation (GAE), the advantage at timestep t is computed from the temporal-difference (TD) errors:

$$A_t = \sum_{l=0}^{T-t} (\gamma\lambda)^l \delta_{t+l}, \quad \text{where} \quad \delta_t = r_t + \gamma V(s_{t+1}) - V(s_t),$$

and V is the value function, γ is the discount factor, and λ is the GAE parameter.

Comparing Token-Level vs. End-of-Sequence Reward Settings. We define two settings for reward assignment:

Setting A: Token-Level Rewards. Each token may receive its own feedback:

- $r_t^{\text{token,A}} \neq 0$ for many $t \in [1, T]$
- Total reward: $r_t^{\text{total,A}} = r_t^{\text{token,A}} + r_t^{\text{KL}}$

Setting B: End-of-Sequence Reward. Only the final token is rewarded:

- $r_t^{\text{token,B}} = 0$ for all $t < T$
- $r_T^{\text{token,B}} \neq 0$; total reward: $r_t^{\text{total,B}} = r_t^{\text{token,B}} + r_t^{\text{KL}}$

Let τ_1 and τ_2 be two trajectories, where τ_1 is qualitatively better than τ_2 . Define $\Delta r_t = r_t^{\text{token,A}}(\tau_1) - r_t^{\text{token,A}}(\tau_2)$, and assume all KL terms and value functions are held constant for simplicity (the general case follows similarly).

Advantage Difference Across Trajectories. The advantage difference under each setting is:

$$\Delta A_t^A = \sum_{k=t}^T (\gamma\lambda)^{k-t} \Delta r_k, \quad \Delta A_t^B = (\gamma\lambda)^{T-t} \sum_{k=t}^T \Delta r_k.$$

Even if $\sum_{k=t}^T \Delta r_k$ is the same in both cases (i.e., the same total reward difference), $\Delta A_t^A > \Delta A_t^B$ whenever any $\Delta r_k > 0$ for $k < T$, because:

$$(\gamma\lambda)^{k-t} > (\gamma\lambda)^{T-t}, \quad \text{for all } k < T.$$

This means the earlier the reward difference occurs in the sequence, the more strongly it is emphasized in Setting A relative to Setting B.

Amplification of Early Signal. To quantify this difference, define the amplification factor:

$$\alpha(k, T) = \frac{(\gamma\lambda)^{k-t}}{(\gamma\lambda)^{T-t}} = (\gamma\lambda)^{-(T-k)}.$$

For a typical value of $\gamma\lambda = 0.95$ and a gap of $T - k = 20$ steps (i.e., the difference occurs 20 tokens before the final token), we have:

$$\alpha(k, T) \approx 0.95^{-20} \approx 2.8,$$

meaning that in Setting A, the advantage function weights early reward differences nearly $3\times$ more than in Setting B.

This analysis confirms that token-level feedback improves the discriminative power of the advantage signal: even if the total reward difference is the same, Setting A assigns more importance to earlier deviations in quality. This sharper signal allows the policy to learn localized corrections—e.g., improving grammar or factual consistency in specific parts of a summary—rather than attributing success or failure to the entire sequence. As a result, our method enables faster convergence and better fine-tuning, especially on open-ended tasks where quality varies across tokens.

B GPT-4o Chain-of-Thought Annotation Prompts

This section presents the detailed prompt templates used for generating dual-feedback annotations across our three experimental datasets. Each prompt is designed to elicit both natural language critiques and structured span-level feedback through CoT reasoning.

B.1 SLF5K Dataset

The following prompt template is used for generating annotations on the SLF5K summarization dataset:

Listing 1: SLF5K GPT-4o Annotation Prompt

```
1 Please critique the following summary of a post and provide feedback
  in the specified JSON format:
2
3 ---
4
5 **Original Post:**
6 {post}
7
8 **Generated Summary:**
9 {generated_summary}
10
11 ---
12
13 **Definitions:**
14 - **good_spans**: 0-2 phrases from the summary that greatly improve
  its quality by accurately and concisely capturing the original
  post's core meaning or key details, as explained in
  'textual_feedback'. Empty if none apply.
15 - **poor_spans**: 0-2 phrases from the summary that noticeably harm
  its quality due to inaccuracy, redundancy, poor wording, or being
  less important and replaceable with more critical content, as
  explained in 'textual_feedback'. Empty if none apply.
16
17 ---
18
19 **Instructions:**
20 1. Identify the summary's most essential strengths that reflect the
  original post accurately and its most critical weaknesses that
  misrepresent or confuse it.
21 2. Select 0-2 of the most significant phrases for 'good_spans' and
  'poor_spans', keeping them concise and impactful, with brief
  justifications. Include none if no phrases stand out.
22 3. Ensure 'good_spans' and 'poor_spans' are directly supported by
  the analysis in 'textual_feedback'.
23
24 ---
25
```

```

26 **Chain of Thought:**
27 First, carefully analyze both the original post and the generated
    summary:
28 1. What are the key points of the original post?
29 2. Which of these key points are accurately captured in the summary?
30 3. What important information is missing from the summary?
31 4. Are there any inaccuracies or misrepresentations in the summary?
32 5. Which specific phrases in the summary represent its strongest
    elements?
33 6. Which specific phrases in the summary represent its weakest
    elements?
34
35 Based on this analysis, formulate your textual feedback and identify
    the good and poor spans.
36
37 ---
38
39 **Output Format:**
40 Provide a concise, one-paragraph critique and the GOOD/POOR spans in
    this JSON structure:
41 ```json
42 {
43   "textual_feedback": "Your critique here summarizing key strengths
    and weaknesses in one paragraph.",
44   "good_spans": ["phrase1", "phrase2"], // 0-2 concise phrases from
    the generated summary, tied to textual_feedback, or [] if none
45   "poor_spans": ["phrase1", "phrase2"] // 0-2 concise phrases from
    the generated summary, tied to textual_feedback, or [] if none
46 }
47 ```
48
49 Focus on precision: include only the most impactful phrases of the
    generated summary, avoiding excessive or minor details.

```

B.2 UltraFeedback Dataset

The following prompt template is used for generating annotations on the UltraFeedback question-answering dataset:

Listing 2: UltraFeedback GPT-4o Annotation Prompt

```

1 <CritiquePrompt>
2
3   <Instructions>Critique a response to a user input and provide
    feedback in JSON format:</Instructions>
4
5
6   <EvaluationCriteria>
7     <Criterion name="Accuracy">Does it correctly address the
    input?</Criterion>
8     <Criterion name="Relevance">Does it stay on
    topic?</Criterion>
9     <Criterion name="Clarity">Is it easy to
    understand?</Criterion>
10    <Criterion name="Completeness">Does it cover the input's
    core needs?</Criterion>

```

```

11     </EvaluationCriteria>
12
13
14     <SpanGuidelines>
15         <GoodSpans>
16             <Description>Phrases from the response that best capture
17                 its strengths (e.g., accurate, relevant, clear).
18                 Select only the most essential and impactful phrases,
19                 directly tied to 'textual_feedback'.</Description>
20         </GoodSpans>
21         <PoorSpans>
22             <Description>Phrases from the response that best
23                 highlight its weaknesses (e.g., inaccurate,
24                 irrelevant, vague). Select only the most essential
25                 and impactful phrases, directly tied to
26                 'textual_feedback'.</Description>
27         </PoorSpans>
28         <Requirement>Spans must be exact quotes from the
29             response.</Requirement>
30     </SpanGuidelines>
31
32     <ReflectionProcess>
33         <Step>First, carefully analyze the user input to understand
34             the core question or request.</Step>
35         <Step>Next, examine the generated response against each
36             evaluation criterion.</Step>
37         <Step>For each criterion, identify specific strengths and
38             weaknesses with supporting evidence from the
39             response.</Step>
40         <Step>Consider how well the response addresses the user's
41             explicit and implicit needs.</Step>
42         <Step>Finally, synthesize your analysis into a coherent
43             critique that highlights the most important points.</Step>
44     </ReflectionProcess>
45
46     <Separator>---</Separator>
47
48     <UserInput>{entry['prompt']}

```



```

49         "good_spans": ["phrase1", "phrase2", ...], //
           Impactful phrases from <GeneratedResponse>, or []
           if none
50         "poor_spans": ["phrase1", "phrase2", ...] //
           Impactful phrases from <GeneratedResponse>, or []
           if none
51     }}
52     </JSONExample>
53 </OutputFormat>
54
55 </CritiquePrompt>

```

B.3 KodCode Dataset

The following prompt template is used for generating annotations on the KodCode code generation dataset:

Listing 3: KodCode GPT-4o Annotation Prompt

```

1 Analyze the following code solution for the given problem:
2
3 Problem Description:
4 '''
5 {problem}
6 '''
7
8 Submitted Code:
9 '''
10 {solution}
11 '''
12
13 Test Results:
14 Passed: {passed}
15
16 {%- if not passed -%}
17 Test Question:
18 {test_question}
19
20 Error Output:
21 {stdout}
22 {%- endif -%}
23
24 Please analyze the code and identify the following in JSON format:
25
26 1. Identify any error-causing code segments directly from the
   submitted solution.
27 2. Provide detailed feedback on the code's functionality, issues,
   and improvement suggestions.
28     - First, understand what the code is trying to accomplish
29     - Analyze the algorithm and approach used
30     - Identify any logical errors or inefficiencies
31     - Consider edge cases and potential improvements
32 3. Point out any code segments from the solution that work but could
   be improved.
33
34 Return your analysis in this JSON structure:

```

```

35  """json
36  {
37      "Code Feedback": "Provide a detailed explanation of the code's
38      functionality, any potential issues, and suggestions for
39      improvement. Use markdown formatting for better readability.",
40      "wrong_code": ["Extract ONLY the problematic code segments FROM
41      THE SUBMITTED SOLUTION that cause failures. Must be exact
42      quotes. Leave empty [] if none found."],
43      "improvement_code": ["Extract ONLY the working but improvable
44      code segments FROM THE SUBMITTED SOLUTION. Must be exact
45      quotes. Leave empty [] if none needed."]
46  }
47  """
48  Note: For 'wrong_code' and 'improvement_code', only include direct
49  quotes from the submitted code above, not suggested fixes."""

```

C Additional Reward Model Performance Results

This section presents supplementary evaluation metrics for the reward model across three datasets, focusing on span prediction quality (UltraFeedback), code suggestion fidelity (KodCode), and language modeling coherence (SLF5K). These metrics quantify whether feedback actually conditions behavior at the criticized spans, demonstrating that span-level rewards reliably localize and influence the regions referenced in critiques.

Table 6: Span prediction performance on the UltraFeedback dataset. Reported as **GT / Pred (Exact - Partial)**, where GT = ground truth span count, Pred = predicted span count. Exact and Partial denote exact and partially overlapping matches, respectively. OUI (Overlap Unit Index) quantifies boundary alignment precision.

Span Type	GOOD Spans	POOR Spans
Count (GT / Pred)	1150 / 932	812 / 528
Match (Exact - Partial)	(394 - 468)	(167 - 274)
OUI	0.40	0.27

Table 7: Code suggestion quality on the KodCode dataset. Exact Match measures the proportion of generated suggestions that exactly match the reference code. $\geq 90\%$ Overlap evaluates the proportion of suggestions with at least 90% overlap with ground-truth code segments.

Suggestion Type	Exact Match	$\geq 90\%$ Overlap
Improvement Suggestions	0.47	0.67
Error Correction	0.55	0.79

Table 8: Extended language modeling metrics on the SLF5K dataset. Human reference perplexity: 37.375. **Bold**: best results.

Method	Perplexity↓	BERTScore↑	
		Precision	Recall
<i>Proprietary Models</i>			
ChatGPT-3.5	27.288	0.806	0.884
GPT-4o	53.242	0.879	0.894
<i>Open-Source (Llama-3.1-8B-Instruct)</i>			
Base	19.248	0.848	0.894
SFT	44.103	0.865	0.885
SFT + Reflection	34.823	0.880	0.897
PPO	28.472	0.892	0.895
<i>Ours</i>			
TEXT2GRAD	25.423	0.903	0.902

D Training Hyperparameters

This section provides complete hyperparameters for both reward model training and policy optimization.

D.1 Reward Model Training

We fine-tune Llama-3.1-8B-Instruct as the reward model using LoRA for parameter-efficient adaptation.

Table 9: Hyperparameters for reward model training (shared across all datasets).

Parameter	Value	Parameter	Value
Base Model	Llama-3.1-8B	Learning Rate	1×10^{-5}
Hardware	$8 \times \text{V100 32G}$	Training Epochs	2
Parallelism	ZeRO-3	Optimizer	AdamW
Global Batch Size	8	Precision	FP16
LoRA Rank (r)	16	LoRA Dropout	0.1
LoRA Alpha (α)	32	Grad. Clip Norm	1.0
LoRA Targets	q_proj, v_proj	Weight Decay	3×10^{-7}

D.2 NL-Gradient PPO Optimization

Hyperparameters are tailored per dataset to balance training stability and optimization efficiency.

Table 10: Hyperparameters for NL-Gradient PPO across all datasets.

Hyperparameter	SLF5K	UltraFeedback	KodCode
<i>Model Configuration</i>			
Policy Model	Llama 3.1 8B	Llama 3 8B	Llama 3.1 8B
Reward Model	Llama 3.1 8B	Llama 3.1 8B	Llama 3.1 8B
<i>Optimization</i>			
Learning Rate	1×10^{-6}	1×10^{-6}	5×10^{-7}
LR Scheduler	Linear	Cosine	Cosine
Training Epochs	4	4	4
<i>Batch Settings</i>			
Global Batch Size	12	8	8
Mini-batch Size	1	1	1
PPO Epochs/Batch	4	4	4
Gradient Accum.	12	8	8
<i>KL Regularization</i>			
Initial KL Coef.	0.2	0.05	0.07
Target KL	6.0	3.0	1.0
KL Penalty Type	Full	Full	Full
Adaptive KL	✓	✓	✓
<i>Infrastructure</i>			
Hardware	8×V100 80G	8×A100 80G	8×A100 80G
Parallelism	ZeRO-3	ZeRO-3	ZeRO-1

Notes: SLF5K uses linear scheduler; UltraFeedback adopts conservative KL for diverse responses; KodCode uses strictest KL target (1.0) to preserve code semantics.

E GPT-4o Judge CoT Influence Annotation Prompt

E.1 SLF5K Evaluation Prompt

The following prompt template was used to evaluate model responses on the SLF5K dataset. To prevent position bias in the evaluation, the order of model responses (analysis_1 and analysis_2) was randomly shuffled for each comparison:

Listing 4: SLF5K Evaluation Prompt

```

1 Compare and evaluate two different summaries of the same query. You
  must respond in valid JSON format.
2
3 Original Query:
4 {query}
5
6 {analysis_1_label}:
7 {response_1}
8
9 {analysis_2_label}:
10 {response_2}
11
12 Evaluation Criteria:
13 1. Accuracy (0-10):
14   - Does it capture the main points correctly?
15   - Is it faithful to the original content?
16   - Are there any factual errors?
17
18 2. Completeness (0-10):
19   - Are all key points included?

```

```

20 - Is any important information missing?
21 - Does it cover the core message?
22
23 3. Conciseness (0-10):
24 - Is it clear and to the point?
25 - Does it avoid unnecessary details?
26 - Is the language efficient?
27
28 4. Coherence (0-10):
29 - Is the summary well-organized?
30 - Does it flow logically?
31 - Is it easy to understand?
32
33 Compare both summaries and evaluate them. Respond ONLY with a JSON
34 object in this exact format:
35 {
36     "{score_key_1}": {
37         "strengths": ["specific strength 1", "specific strength 2",
38             ...],
39         "weaknesses": ["specific weakness 1", "specific weakness 2",
40             ...]
41         "score": <overall score between 0-10>,
42         "accuracy": <score between 0-10>,
43         "completeness": <score between 0-10>,
44         "conciseness": <score between 0-10>,
45         "coherence": <score between 0-10>,
46     },
47     "{score_key_2}": {
48         "strengths": ["specific strength 1", "specific strength 2",
49             ...],
50         "weaknesses": ["specific weakness 1", "specific weakness 2",
51             ...]
52         "score": <overall score between 0-10>,
53         "accuracy": <score between 0-10>,
54         "completeness": <score between 0-10>,
55         "conciseness": <score between 0-10>,
56         "coherence": <score between 0-10>,
57     }
58 }

```

E.2 KodCode Evaluation Prompt

The following prompt template was used to evaluate the quality of code span selections for the KodCode dataset, which resulted in the win-rate metrics (72.17 : 7.01 : 20.82) comparing CoT feedback quality:

Listing 5: KodCode Evaluation Prompt

```

1 Evaluate the precision and specificity of code span selections in
2   two different analyses.
3
4 Problem:
5 {problem}
6
7 Solution Code:
8 {solution}

```

```

8
9 {analysis_1_label}:
10 Selected spans: {spans_1}
11 Suggestions: {improve_1}
12
13 {analysis_2_label}:
14 Selected spans: {spans_2}
15 Suggestions: {improve_2}
16
17 Please evaluate the quality of span selections in JSON format,
    focusing on precision and minimality:
18 {
19     "{score_key_1}": {
20         "score": (0-10 score for span selection precision),
21         "Reason": "Explain the reason for the score"
22     },
23     "{score_key_2}": {
24         "score": (0-10 score for span selection precision),
25         "Reason": "Explain the reason for the score"
26     },
27     "comparison": "Explain which analysis has more precise and
        minimal span selections"
28 }
29
30 Guidelines for span evaluation:
31 1. Each span should capture ONLY the specific problematic code,
    nothing more
32 2. General or overly broad selections (like entire functions) are
    penalized
33 3. Spans should not include irrelevant surrounding code
34 4. Multiple small precise spans are better than one large span
35 5. Spans must directly relate to the identified issue

```

E.3 UltraFeedback Evaluation Prompt

The following prompt template was used to evaluate the precision and specificity of text span selections for the UltraFeedback dataset:

Listing 6: UltraFeedback Evaluation Prompt

```

1 ""Evaluate the precision and specificity of text span selections in
  two different analyses.
2
3 Problem:
4 {problem}
5
6 Response:
7 {solution}
8
9 {analysis_1_label}:
10 Problematic spans: {spans_1}
11 Good spans: {improve_1}
12
13 {analysis_2_label}:
14 Problematic spans: {spans_2}

```

```

15 Good spans: {improve_2}
16
17 Please evaluate the quality of span selections in JSON format,
   focusing on precision and minimality:
18 {
19     "{score_key_1}": {
20         "score": (0-10 score for span selection precision),
21         "Reason": "Explain the reason for the score"
22     },
23     "{score_key_2}": {
24         "score": (0-10 score for span selection precision),
25         "Reason": "Explain the reason for the score"
26     },
27     "comparison": "Explain which analysis has more precise span
   selections while avoiding unnecessary or overly broad spans"
28 }
29
30 Guidelines for span evaluation:
31 1. Each problematic span should capture ONLY the specific
   problematic text, nothing more
32 2. General or overly broad selections are penalized
33 3. Spans should not include irrelevant surrounding text
34 4. Multiple small precise spans are better than one large span
35 5. Spans must directly relate to the identified issue
36 6. Good spans should highlight the best parts of the response

```

F Case Studies on HumanEval

We present three case studies from the HumanEval benchmark to demonstrate the effectiveness of our approach.

F.1 Special Factorial

Problem Statement

```

1 def special_factorial(n):
2     """The Brazilian factorial is defined as:
3     brazilian_factorial(n) = n! * (n-1)! * (n-2)! * ... * 1!
4     where n > 0
5
6     For example:
7     >>> special_factorial(4)
8     288
9
10    The function will receive an integer as input and should return
   the special
11    factorial of this integer.
12    """

```

Instruct Model Solution

```

1 def special_factorial(n):
2     if n < 0:
3         raise ValueError("Input must be a non-negative integer")

```

```

4
5     result = 1
6     for i in range(1, n + 1):
7         result *= math.factorial(i)
8
9     return result

```

PPO Model Solution

```

1 def special_factorial(n):
2     result = 1
3     for i in range(1, n + 1):
4         result *= i
5     return result

```

Our Approach

```

1 import math
2 def special_factorial(n):
3     if not isinstance(n, int) or n <= 0:
4         raise ValueError("Input must be a positive integer.")
5
6     result = 1
7     for i in range(1, n + 1):
8         result *= math.factorial(i)
9
10    return result

```

F.2 File Name Validation

Problem Statement

```

1 def file_name_check(file_name):
2     """Create a function which takes a string representing a file's
3         name, and returns
4         'Yes' if the the file's name is valid, and returns 'No'
5         otherwise.
6         A file's name is considered to be valid if and only if all the
7         following conditions
8         are met:
9         - There should not be more than three digits ('0'-'9') in the
10           file's name.
11         - The file's name contains exactly one dot '.'
12         - The substring before the dot should not be empty, and it
13           starts with a letter from
14           the latin alphabet ('a'-'z' and 'A'-'Z').
15         - The substring after the dot should be one of these: ['txt',
16           'exe', 'dll']
17     Examples:
18     file_name_check("example.txt") # => 'Yes'
19     file_name_check("1example.dll") # => 'No' (the name should start
20         with a latin alphabet letter)

```


14

"""

Instruct Model Solution

```
1 def file_name_check(file_name):
2     # First, split the file's name by the dot
3     name, extension = file_name.rsplit('.', 1)
4
5     # Check if the extension is valid
6     valid_extensions = ['txt', 'exe', 'dll']
7     if extension not in valid_extensions:
8         return 'No'
9
10    # Check if the substring before the dot is not empty
11    if not name:
12        return 'No'
13
14    # Check if the substring before the dot starts with a letter
15    # from the latin alphabet
16    if not name[0].isalpha():
17        return 'No'
18
19    # Check if there are more than three digits in the file's name
20    if sum(c.isdigit() for c in file_name) > 3:
21        return 'No'
22
23    # If all conditions are met, return 'Yes'
24    return 'Yes'
```

PPO Model Solution

```
1 def file_name_check(file_name):
2     # Split the file name into two parts: the name and the extension
3     name, extension = file_name.split('.')
4
5     # Check if the name starts with a latin alphabet letter
6     if not name[0].isalpha():
7         return 'No'
8
9     # Check if there are more than three digits in the name
10    if sum(c.isdigit() for c in name) > 3:
11        return 'No'
12
13    # Check if the extension is valid
14    if extension not in ['txt', 'exe', 'dll']:
15        return 'No'
16
17    # Check if the file name contains exactly one dot
18    if file_name.count('.') != 1:
19        return 'No'
20
21    # If all checks pass, return 'Yes'
22    return 'Yes'
```

Our Approach

```
1 def file_name_check(file_name):
2     """
3     Checks if a file name is valid according to the given conditions.
4
5     A file's name is considered to be valid if and only if all the
6     following conditions
7     are met:
8     - There should not be more than three digits ('0'-'9') in the
9       file's name.
10    - The file's name contains exactly one dot '.'.
11    - The substring before the dot should not be empty, and it
12      starts with a letter from
13    the latin alphabet ('a'-'z' and 'A'-'Z').
14    - The substring after the dot should be one of these: ['txt',
15      'exe', 'dll'].
16
17    Args:
18        file_name (str): The name of the file to check.
19
20    Returns:
21        str: 'Yes' if the file name is valid, 'No' otherwise.
22    """
23
24    # Check if the file name contains exactly one dot
25    if file_name.count('.') != 1:
26        return 'No'
27
28    # Split the file name into two parts: before and after the dot
29    before_dot, after_dot = file_name.split('.')
30
31    # Check if the substring before the dot is not empty and starts
32    # with a letter
33    if not before_dot or not before_dot[0].isalpha():
34        return 'No'
35
36    # Check if the substring before the dot contains more than three
37    # digits
38    if sum(c.isdigit() for c in before_dot) > 3:
39        return 'No'
40
41    # Check if the substring after the dot is one of the allowed
42    # extensions
43    if after_dot not in ['txt', 'exe', 'dll']:
44        return 'No'
45
46    # If all conditions are met, return 'Yes'
47    return 'Yes'
```

G Limitations

Despite its effectiveness, TEXT2GRAD has two potential limitations. First, our framework still depends on the quality of the reward model. While this dependence is inherent to RLHF-style methods, our CoT-based annotation pipeline achieves strong human alignment (82–94% accuracy across datasets, Table 16) and maintains high grounding fidelity with unmatched-span rates below 2.5% (Table 15). The framework’s consistent performance gains across all benchmarks

demonstrate that the current reward model quality is sufficient for effective policy learning, though further improvements in critique generation could enhance optimization in tasks requiring highly nuanced feedback.

Second, generating and applying token-level rewards introduces additional computational overhead compared to scalar reward methods. Our analysis (Appendix K) shows that this overhead is modest: approximately 9–11% per training step (Table 13), primarily from a single reward-model forward pass per trajectory. Moreover, span-level annotation reduces token costs by 85–90% compared to dense token-level labeling, with annotation costs on the order of 10^{-3} USD per sample (Table 14). The substantial performance improvements help justify this modest cost increase, and the framework remains practical for large-scale deployments.

In future work, we aim to further improve reward model precision and efficiency, and to extend our framework to broader generation settings, including more open-ended tasks where fine-grained feedback is harder to define.

H Training Dynamics on KodCode and UltraFeedback

Figure 5 compares the training dynamics of TEXT2GRAD against standard PPO on the KodCode and UltraFeedback datasets. In both cases, TEXT2GRAD exhibits significantly more stable convergence behavior, while PPO suffers from reward oscillation and inconsistent policy updates — indicative of poor gradient signal utilization in scalar-reward settings.

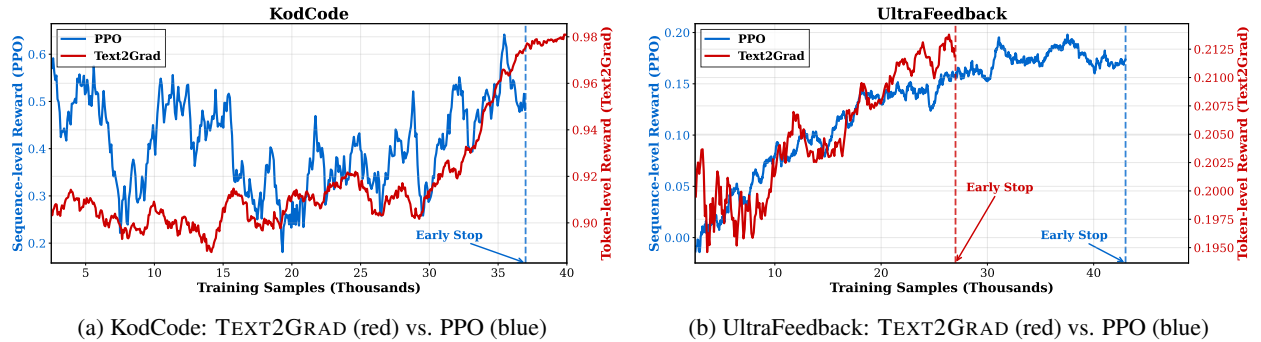


Figure 5: Training reward curves comparing TEXT2GRAD and standard PPO. TEXT2GRAD demonstrates smoother, more consistent optimization with reduced oscillation — particularly critical in structured domains like code generation (KodCode) and nuanced preference modeling (UltraFeedback). Shaded regions (if present) indicate one standard deviation over three random seeds.

I Ablation Study on SLF5K

To evaluate the contribution of key components in our framework, we conduct ablation studies on the SLF5K dataset. Table 2 in the main text shows that removing Chain-of-Thought (CoT) reasoning leads to consistent performance degradation across all metrics, confirming its importance for guiding fine-grained policy updates.

Figure 6 further illustrates the training dynamics by comparing the win rate of our full model against the variant without CoT reasoning. The consistent performance gap demonstrates that CoT-enhanced natural language feedback provides more actionable and semantically grounded signals for policy optimization.

I.1 Effect of Span-Based Reward Selection

To directly address the core design choice in our method, we compare five reward strategies on SLF5K examining three orthogonal dimensions: supervision granularity (dense token-level vs. span-level), feedback source (human vs. model-generated), and within-span token weighting strategies (Table 11).

The dense token baseline performs substantially worse despite maximal supervision density. Analysis reveals that dense labeling produces a highly skewed distribution with approximately 70% of tokens labeled, predominantly on verbs and function words rather than semantically meaningful spans. This introduces noise into advantage estimates and destabilizes training, while costing 6–8 \times more in annotation tokens.

For within-span token weighting, we test two alternative strategies against our uniform assignment. **Token Importance** assigns full rewards (± 1.0) only to nouns and verbs within each span, while assigning reduced weights (± 0.2) to others, under the hypothesis that content words carry greater semantic responsibility. **Linear Decay** assigns rewards proportionally to token position: for a span of length n , the i -th token receives $r_i = 1.0 - (i - 1) \cdot \frac{0.9}{n-1}$ for positive spans (and negated for negative spans), concentrating credit on early tokens under the assumption that initial errors dominate in autoregressive generation.

As shown in Table 11, both alternative weighting schemes underperform uniform assignment. Token Importance introduces part-of-speech classification noise that disrupts span coherence, while Linear Decay amplifies variance in the advantage estimator by concentrating gradients on initial tokens. Using human feedback with our span-to-token mapping achieves intermediate performance, confirming that span selection itself provides value. The full TEXT2GRAD method with CoT critiques and uniform weighting achieves the best results, demonstrating that balanced credit assignment combined with structured reasoning sharpens span precision beyond natural human annotation and gradient reweighting heuristics. Our span-based approach maintains high grounding fidelity (unmatched rate $< 2.5\%$) while producing more stable advantages at substantially lower cost.

Table 11: Ablation study on reward design choices (SLF5K). **Bold**: best results.

Method	R-L	BLEU	BERT-F1
<i>Reward Granularity</i>			
Dense Token Reward	0.196	0.022	0.888
<i>Token Weighting Strategy</i>			
Token Importance	0.237	0.059	0.889
Linear Decay	0.253	0.068	0.890
<i>Feedback Source</i>			
Human Feedback (Uniform)	0.286	0.091	0.900
<i>Ours (Full)</i>			
GPT-4o + CoT (Uniform)	0.291	0.094	0.902

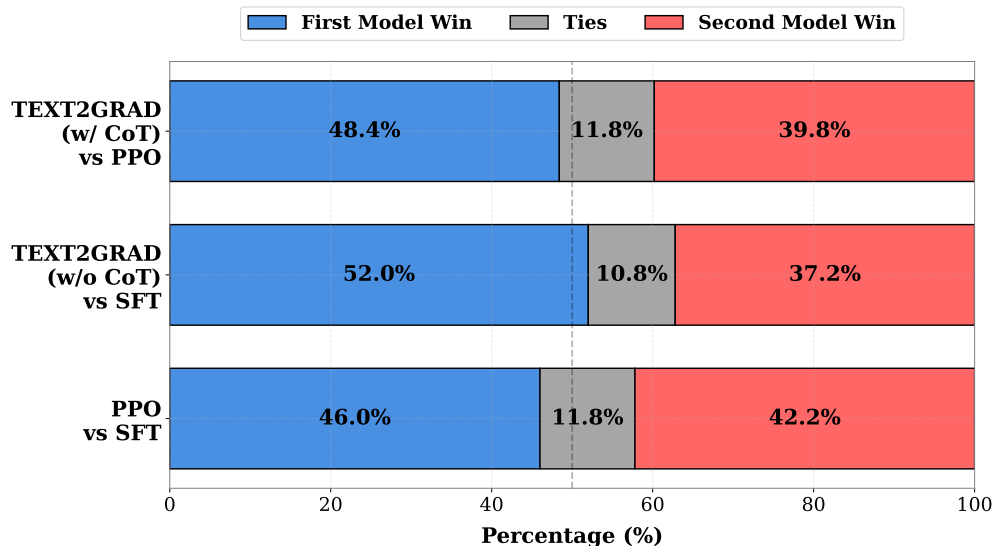


Figure 6: Win rate comparison during training on SLF5K. Our full model (TEXT2GRAD-8B with CoT) consistently outperforms the ablated variant (without CoT), validating the effectiveness of structured reasoning in generating high-quality natural language rewards.

J Pseudocode for the Text2Grad Framework

Algorithm 1 TEXT2GRAD: Reinforcement Learning from Natural Language Feedback (Overall Framework)

Input: Set of prompts for policy training.

Output: Optimized policy π_θ .

Phase 1: Dual-Feedback Reward Annotation (Described in Section 3.3)

- 1: Initialize dataset for reward model training $\mathcal{D}_R \leftarrow \emptyset$.
- 2: Generate initial responses y_i for a set of prompts x_i (e.g., using a base policy).
- 3: **for all** prompt x_i and its corresponding response y_i **do**
- 4: $(c_i, \mathcal{A}(y_i), \delta_i) \leftarrow \text{GenerateDualFeedback}(x_i, y_i)$ ▷ See Algorithm 2
- 5: Let $z_i \leftarrow [c_i; \mathcal{A}(y_i)]$ ▷ c_i is critique, $\mathcal{A}(y_i)$ is span-JSON
- 6: Add (x_i, y_i, z_i) to \mathcal{D}_R .
- 7: **end for**

Phase 2: Reward Model Training (Described in Section 3.4)

- 8: $R_\phi \leftarrow \text{TrainRewardModel}(\mathcal{D}_R)$ ▷ See Algorithm 3

Phase 3: NL-Gradient Policy Optimization (Described in Section 3.5)

- 9: Initialize policy π_θ (e.g., with a pre-trained LLM) and value function V_ψ .
 - 10: $\pi_\theta \leftarrow \text{OptimizePolicyWithNLGradient}(\pi_\theta, R_\phi, V_\psi)$ ▷ See Algorithm 4
 - 11: **return** Optimized policy π_θ .
-

Algorithm 2 Dual-Feedback Reward Annotation (Section 3.3)

- 1: **procedure** GENERATEDUALFEEDBACK(x, y)
 - 2: **Input:** Prompt x , generated response $y = (y_1, \dots, y_T)$.
 - 3: **Output:** Natural language critique c , structured span-level reward map $\mathcal{A}(y)$, token-level pseudo-rewards δ .
 // Dual-Feedback Annotation using a strong LLM (e.g., GPT-4o)
 - 4: **if** human-written feedback is lacking (Reasoning-Augmented Annotation) **then**
 - 5: Guide LLM to:
 - 6: (1) Reason about the quality of response y step-by-step.
 - 7: (2) Output a critique c based on this reasoning.
 - 8: (3) Produce a span-level JSON map $\mathcal{A}(y)$ associating spans $s_k \subset y$ with labels $\ell_k \in \{\text{positive}, \text{neutral}, \text{negative}\}$.
 - 9: **else**
 - 10: Prompt LLM to output critique c and span-level JSON map $\mathcal{A}(y)$.
 - 11: **end if**
 - 12: ▷ Formally, $R_{\text{LLM}}(x, y) = (c, \mathcal{A}(y))$, where $\mathcal{A}(y) : s_k \mapsto \ell_k$
 // Token-Level Reward Mapping
 - 13: Initialize token-level pseudo-rewards $\delta = (\delta_1, \dots, \delta_T)$ with zeros.
 - 14: **for all** labeled span s_k in $\mathcal{A}(y)$ **do**
 - 15: Let $\ell_k = \mathcal{A}(y)[s_k]$.
 - 16: **if** $\ell_k = \text{positive}$ **then**
 - 17: **for all** token index t such that $y_t \in s_k$ **do**
 - 18: $\delta_t \leftarrow +1$.
 - 19: **end for**
 - 20: **else if** $\ell_k = \text{negative}$ **then**
 - 21: **for all** token index t such that $y_t \in s_k$ **do**
 - 22: $\delta_t \leftarrow -1$.
 - 23: **end for**
 - 24: **end if** ▷ neutral spans are typically unannotated and default to $\delta_t = 0$.
 - 25: **end for**
 - 26: **return** $c, \mathcal{A}(y), \delta$.
 - 27: **end procedure**
-

Algorithm 3 Reward Model Training (Section 3.4)

```
1: procedure TRAINREWARDMODEL( $\mathcal{D}_R$ )
2:   Input: Dataset  $\mathcal{D}_R = \{(x_i, y_i, z_i)\}_{i=1}^N$ , where  $z_i = [c_i; \mathcal{A}(y_i)]$ .
3:   Output: Trained reward model  $R_\phi$ .
4:   Initialize reward model parameters  $\phi$ .
5:   The reward model  $R_\phi$  is trained to predict  $z$  given  $x, y$ :  $p_\phi(z | x, y) = \prod_{j=1}^{|z|} p_\phi(z_j | z_{<j}, x, y)$ .
6:   Define the loss function:  $\mathcal{L}_R(\phi) = -\mathbb{E}_{(x,y,z) \in \mathcal{D}_R} [\log p_\phi(z | x, y)]$ .
7:   Train  $R_\phi$  by minimizing  $\mathcal{L}_R(\phi)$  on  $\mathcal{D}_R$  using teacher forcing and a standard causal LM objective.
8:   return Trained reward model  $R_\phi$ .
9: end procedure
```

Algorithm 4 NL-Gradient Policy Optimization (Section 3.5)

```
1: procedure OPTIMIZEPOLICYWITHNLGRADIENT( $\pi_{\theta_{\text{init}}}, R_\phi, V_{\psi_{\text{init}}}$ )
2:   Input: Initial policy  $\pi_{\theta_{\text{init}}}$ , trained reward model  $R_\phi$ , initial value function  $V_{\psi_{\text{init}}}$ .
3:   Hyperparameters: Learning rates, PPO clipping  $\epsilon$ , entropy bonus  $\beta$ , GAE  $\gamma, \lambda$ .
4:   Output: Optimized policy  $\pi_\theta$ .
5:   Initialize policy  $\pi_\theta \leftarrow \pi_{\theta_{\text{init}}}$ , value function  $V_\psi \leftarrow V_{\psi_{\text{init}}}$ .
6:   for each iteration  $iter = 1, \dots, \text{MaxIterations}$  do
7:     Let  $\pi_{\theta_{\text{old}}} \leftarrow \pi_\theta$ .
8:     Initialize a batch of rollouts  $\mathcal{B} \leftarrow \emptyset$ .
9:     for each sample  $s = 1, \dots, \text{NumSamplesPerIteration}$  do
10:      Sample prompt  $x$ .
11:      Generate response  $y = (y_1, \dots, y_T) \sim \pi_{\theta_{\text{old}}}(\cdot | x)$ .
12:      Generate feedback  $z' = [c'; \mathcal{A}'(y)] \sim R_\phi(z' | x, y)$ .
13:      Parse  $\mathcal{A}'(y)$  to get token-level pseudo-rewards  $\delta' = (\delta'_1, \dots, \delta'_T)$  (using lines 11-20 of Alg. 2).
14:      For  $t = 1, \dots, T$ :  $r_t^{\text{total}, A} \leftarrow \delta'_t + r_t^{\text{KL}}$   $\triangleright r_t^{\text{KL}}$  is an optional KL-penalty term.
15:      Compute advantages  $A_1, \dots, A_T$ . For  $t = T \dots 1$ :
16:         $A_t = \sum_{k=t}^T \gamma^{k-t} r_k^{\text{total}, A} - V_\psi(x, y_{<t})$ . (Or use GAE:  $A_t = \sum_{l=0}^{T-t-1} (\gamma\lambda)^l (r_{t+l}^{\text{total}, A} + \gamma V_\psi(x, y_{<t+l+1}) - V_\psi(x, y_{<t+l}))$ )
17:      Add  $(x, y, \delta', \mathbf{A}, \mathbf{r}^{\text{total}, A})$  to  $\mathcal{B}$ .
18:     end for
19:     for each epoch  $e = 1, \dots, \text{NumEpochsPPO}$  do
20:       for all  $(x, y, \delta', \mathbf{A}, \mathbf{r}^{\text{total}, A})$  in  $\mathcal{B}$  do
21:         For  $t = 1, \dots, T$ :
22:            $\rho_t(\theta) = \frac{\pi_\theta(y_t | x, y_{<t})}{\pi_{\theta_{\text{old}}}(y_t | x, y_{<t})}$ .
23:            $L_t^{\text{CLIP}}(\theta) = \min(\rho_t(\theta) A_t, \text{clip}(\rho_t(\theta), 1 - \epsilon, 1 + \epsilon) A_t)$ .
24:            $L_t^{\text{VF}}(\psi) = (V_\psi(x, y_{<t}) - (\sum_{k=t}^T \gamma^{k-t} r_k^{\text{total}, A}))^2$ .  $\triangleright$  Value target is discounted sum of rewards.
25:            $L_t^{\text{ENT}}(\theta) = \mathcal{H}(\pi_\theta(\cdot | x, y_{<t}))$ .
26:         end for
27:          $L^{\text{PPO}}(\theta) = \mathbb{E}_{\mathcal{B}, t} [L_t^{\text{CLIP}}(\theta) - \beta L_t^{\text{ENT}}(\theta)]$ .
28:          $L^{\text{VF}}(\psi) = \mathbb{E}_{\mathcal{B}, t} [L_t^{\text{VF}}(\psi)]$ .
29:         Update policy parameters:  $\theta \leftarrow \text{optimizer\_step}(\theta, \nabla_\theta L^{\text{PPO}}(\theta))$ .
30:         Update value function parameters:  $\psi \leftarrow \text{optimizer\_step}(\psi, \nabla_\psi L^{\text{VF}}(\psi))$ .
31:       end for
32:     end for
33:     return Optimized policy  $\pi_\theta$ .
34: end procedure
```

K Annotation and Training Efficiency Analysis

Table 12 compares the token consumption between span-level and token-level annotation approaches across our experimental datasets.

Table 12: Annotation efficiency: Token-level vs. Span-level comparison.

Dataset	Method	Tokens/Sample	Total Tokens
UltraFeedback	Token-Level	273.3	16.7M
	Span-Level	40.1	2.4M (85% ↓)
KodCode	Token-Level	170.4	1.5M
	Span-Level	50.1	0.5M (70% ↓)

First, we report wall-clock training time under identical hardware, data splits, and parallelism settings. Table 13 compares PPO and TEXT2GRAD using the same GPU configuration (detailed in Appendix D).

Table 13: Wall-clock training time comparison (minutes per step).

Dataset	PPO	TEXT2GRAD	Overhead
KodCode	0.54	0.60	+11%
UltraFeedback	0.88	0.96	+9%
SLF5K	0.44	0.49	+11%

The extra time comes almost entirely from one additional forward pass of the reward model per sampled trajectory. This single autoregressive pass jointly produces both the critique and the span map; it does not add extra decoding stages or any backpropagation through the reward model.

Second, we quantify the annotation efficiency of the span-based pipeline. As shown in Table 14, the total annotation budget is small, and the cost per training sample remains on the order of 10^{-3} USD, which is consistent with the near-parity in training time versus PPO.

Table 14: Span-level annotation cost breakdown (GPT-4o pricing).

Dataset	Input Tokens	Output Tokens	Total (USD)	Per Sample
UltraFeedback	5.18M	1.21M	\$44.06	\$0.0036
SLF5K	1.23M	0.12M	\$7.99	\$0.0016
KodCode	2.74M	0.46M	\$20.60	\$0.0025
Total	9.15M	1.79M	\$72.65	–

L Span Generation Fidelity Analysis

To ensure the reliability of our reward signals, we verify that all generated spans are exact quotes from the model responses. Our annotation pipeline includes explicit instructions requiring "spans must be exact quotes from the response" and automated post-processing to remove any unmatched cases.

Table 15: Span generation fidelity: Unmatched span rates across datasets.

Dataset	Unmatched Rate	Fidelity
KodCode	0.93%	99.07%
SLF5K	1.30%	98.70%
UltraFeedback	2.47%	97.53%
<i>Average</i>	<i>1.57%</i>	<i>98.43%</i>

The consistently low proportion of unmatched cases (under 2.5%) demonstrates the high fidelity of our span generation process, ensuring that reward signals are grounded in actual model outputs rather than fabricated or paraphrased content.

Robustness to Tokenization Mismatch. Our pipeline is explicitly designed to handle tokenizer differences between the annotation model (GPT-4o) and policy model (LLaMA). GPT-4o generates spans as character-level substrings (exact quotes), not token sequences, decoupling span identification from any specific tokenizer. The mapping procedure operates in three steps: (1) GPT-4o identifies spans as exact character-level quotes from the original response, (2) we locate the character interval [start, end] of each span in the raw text, and (3) we re-tokenize this character interval using the policy model’s tokenizer to obtain token indices. Reward attribution and policy updates operate entirely within the policy model’s token space, eliminating dependency on GPT-4o’s tokenization.

The low unmatched-span rates (0.93–2.47%) demonstrate empirical robustness. Given that only $\sim 30\%$ of tokens receive non-zero rewards, these error rates have minimal impact on gradient quality. When boundary mismatches occur due to different byte-pair merges, the affected regions default to zero reward, preserving gradient safety without introducing spurious signals.

M Human Alignment Analysis

To validate the quality of our reward model’s critique and span-level annotations, we conducted a comprehensive human evaluation study across all three datasets. For each dataset, we randomly sampled 100 instances and recruited three human annotators with expertise in the respective domains to evaluate the quality of generated critiques and their corresponding span selections.

Human annotators were asked to evaluate two aspects of our reward model’s output:

Critique Quality: Assess whether the natural language critique accurately identifies the strengths and weaknesses of the model response.

Span Alignment: Evaluate whether the selected spans (both positive and negative) are correctly identified and properly justified by the critique, using a binary scale (Correct/Incorrect).

Table 16: Human evaluation: Agreement with reward model annotations.

Dataset	Accuracy	Task Type
KodCode	94%	Code (Objective)
SLF5K	86%	Summarization
UltraFeedback	82%	Open-domain QA

As shown in Table 16, KodCode achieves the highest human agreement (94%), probably due to its well-defined code-centric critique tasks with objective ground truths. SLF5K exhibits strong alignment (86%), reflecting moderate subjectivity in general text evaluation. In contrast, UltraFeedback shows the lowest accuracy (82%), which we attribute to its open-ended, reasoning-heavy nature, where human annotators exhibit greater interrater variability due to the lack of rigid criteria. This trend confirms that our reward model performs most reliably in structured domains and remains robust even under high subjectivity, validating its practical utility across diverse evaluation paradigms.

M.1 Error Handling and Failure Mode Analysis

To address concerns about incorrect or adversarial feedback, we analyzed failure modes in GPT-4o-generated annotations. Incorrect annotations are rare ($<3\%$) and primarily involve loosely grounded or overly broad spans rather than hallucinated critiques.

We mitigate these errors through two mechanisms: (1) **CoT-based reasoning prompts** (Section 3.3), which enforce explicit justification before span selection, ensuring that every labeled span must be anchored to evidence in the critique; and (2) **Offline span-validation pass**, which filters or re-annotates inconsistent annotations before reward-model training. This validation step checks for exact-quote matching (Table 15) and removes cases where spans cannot be found in the original response.

Consequently, residual noise is minimal and has no measurable effect on downstream policy optimization. The combination of high human agreement (82–94%), low unmatched-span rates ($<2.5\%$), and validation safeguards demonstrates that our annotation pipeline is empirically high-quality and robust to occasional GPT-4o errors.

N Baseline Settings: PRM-PPO, DPO, and PPO

For a fair comparison, we followed the methodology of Lightman et al. [33], which defines Process Reward Models (PRMs) through explicit step-level supervision. This section details how PRM spans or steps were defined in each domain and explains why PRM-PPO was excluded on UltraFeedback.

Definition of PRM Spans or Steps. On SLF5K (summarization), GPT-4o decomposed each response into sentence- or clause-level content units, assigning binary correctness labels based on factual alignment with the reference summary. On KodCode (code generation), GPT-4o segmented each program into code blocks or logical statements and labeled each according to unit-test outcomes or reference execution traces. These labeled spans served as the oracle for reward-model training and subsequent PPO optimization.

Table 17: Step-level annotations and PRM F1 scores for SLF5K and KodCode.

Dataset	PRM F1 (%)	Annotation Note
SLF5K	78.17	Sentence-/clause-level factual correctness based on alignment with the reference summary
KodCode	80.63	Code-block or logical-statement correctness based on unit-test and execution-trace outcomes

Exclusion on UltraFeedback. We did not include PRM-PPO on UltraFeedback because the dataset represents open-domain QA, where responses are long (≈ 276 tokens on average) and lack clear intermediate reasoning steps. As Lightman et al. [33] show, PRMs are most effective in tasks with explicit multi-step reasoning, such as mathematics and code, where intermediate verification is possible. In contrast, [?] survey that PRMs are primarily applied to structured reasoning domains—math, programming, multimodal reasoning, and robotics—while outcome-level or semantic-feedback models remain more appropriate for general QA.

Applying PRM supervision to UltraFeedback would thus be both conceptually unsuitable and computationally expensive. Each PRM annotation would require GPT-4o to decompose the full answer into reasoning steps and verify each step’s correctness, resulting in a $6\text{--}8\times$ higher token budget compared with our single-pass critique \rightarrow span annotation pipeline. Given the absence of explicit reasoning chains and the high annotation cost, we excluded PRM-PPO for this domain.

Reward Signals for DPO and PPO Baselines. For SLF5K and UltraFeedback, we use the datasets’ existing chosen–rejected pairs and scalar preferences. DPO is trained exactly as in the original formulation using these preference pairs. PPO uses a scalar-valued reward model trained on the same preference data via pairwise ranking.

For KodCode, where step-level correctness is directly verifiable, we construct chosen/rejected labels automatically: each candidate program is executed against unit tests, and passing vs. failing runs define preferences. We additionally include outputs from GPT-4o and DeepSeek-r1 to ensure diverse candidates. These labels are then fed into both DPO and PPO to ensure a fair comparison with TEXT2GRAD.

O Span Length Analysis

Our method does not impose fixed span lengths; spans are generated dynamically by the reward model based on response content and structure. To analyze how CoT reasoning affects span length selection and annotation quality, we examine the span length distribution and the relationship between span length and annotation accuracy on SLF5K.

Table 18 shows the span length distribution statistics, comparing CoT-enabled and NoCoT variants. The results reveal that CoT reasoning produces slightly shorter Good spans but is more willing to precisely localize problematic regions in Poor spans. This suggests that CoT reasoning enables more targeted feedback by avoiding overly broad span selections. Q1, Q2, and Q3 represent the 25th-, 50th-, and 75th-percentile average token lengths per span, respectively.

Table 18: Span length distribution statistics on SLF5K (tokens per span).

Metric	Good Spans		Poor Spans	
	CoT	NoCoT	CoT	NoCoT
Mean	8.59	8.09	6.94	7.28
Median	7.5	7.0	6.0	7.0
Min	2	2	1	1
Max	27	29	22	18
Q1 (25%)	5	5	4	5
Q2 (50%)	7.5	7.0	6.0	7.0
Q3 (75%)	11	10	9	9

We further quantify whether span length affects annotation quality by measuring accuracy across different length buckets. Table 19 shows span annotation accuracy stratified by quartiles of span length. Critically, with CoT reasoning, annotation accuracy remains consistently high (93.1%–96.4%) across all length ranges for both Good and Poor spans, demonstrating robustness to span length variation. In contrast, without CoT, we observe boundary effects: accuracy is notably higher in the Q1–Q2 range (94.1%–94.9%) but drops in shorter (0–Q1) and longer (Q4–100%) spans, suggesting that NoCoT struggles with both very short and very long span selections.

Table 19: Span annotation accuracy (%) by length quartile on SLF5K.

Length Range	Good Spans		Poor Spans	
	NoCoT	CoT	NoCoT	CoT
0–Q1	89.8	96.1	93.3	96.4
Q1–Q2	94.1	93.4	94.9	96.2
Q2–Q3	90.5	95.6	92.0	94.7
Q3–100%	91.2	93.1	91.4	95.3
Avg.	91.4	94.6	92.9	95.7

This length-invariant accuracy with CoT reasoning directly improves downstream performance. As shown in Table 2, Text2Grad with CoT achieves ROUGE-L 0.291 and BERTScore 0.902, outperforming the NoCoT variant (0.275 and 0.898, respectively). This performance gap confirms that inaccurate or noisy span selections—particularly the boundary effects observed without CoT—degrade policy learning effectiveness. CoT reasoning enables dynamic, content-driven span selection that maintains 93–96% annotation accuracy across all lengths, providing clean signals for policy gradients regardless of granularity.