

ConsRec: Denoising Sequential Recommendation through User-Consistent Preference Modeling

Haidong Xin^{1*}, Qiushi Xiong^{1*}, Zhenghao Liu^{1†}, Sen Mei¹,
Yukun Yan², Shi Yu², Shuo Wang², Yu Gu¹, Ge Yu¹, Chenyan Xiong³

¹School of Computer Science and Engineering, Northeastern University, China

²Department of Computer Science and Technology, Institute for AI, Tsinghua University, China
Beijing National Research Center for Information Science and Technology, China

³Language Technologies Institute, Carnegie Mellon University, United States

Abstract

User-item interaction histories are pivotal for sequential recommendation systems but often include noise, such as unintended clicks or actions that fail to reflect genuine user preferences. To address this issue, we propose the User-Consistent Preference-based Sequential Recommendation System (ConsRec), designed to capture stable user preferences and filter noisy items from interaction histories. Specifically, ConsRec constructs a user-interacted item graph, learns item similarities from their text representations, and then extracts the maximum connected subgraph from the user-interacted item graph for denoising items. Experimental results on the Yelp and Amazon Product datasets illustrate that ConsRec achieves a 13% improvement over baseline recommendation models, showing its effectiveness in denoising user-interacted items. Further analysis reveals that the denoised interaction histories form semantically tighter clusters of user-preferred items, leading to higher relevance scores for ground-truth targets and more accurate recommendations. All codes are available at <https://github.com/NEUIR/ConsRec>.

1 Introduction

Sequential recommendation systems play a pivotal role in modern digital platforms by dynamically aligning recommendations with evolving user preferences, thereby satisfying user needs and mitigating information overload (Wang et al., 2019; Fang et al., 2020). While existing approaches predominantly focus on modeling user behavior through interaction histories, a critical challenge remains unaddressed: real-world interaction sequences inherently contain noise from incidental clicks and transient interests that diverge from user stable preferences. As shown in Figure 1, a user consistently

* indicates equal contribution.

† indicates corresponding author.

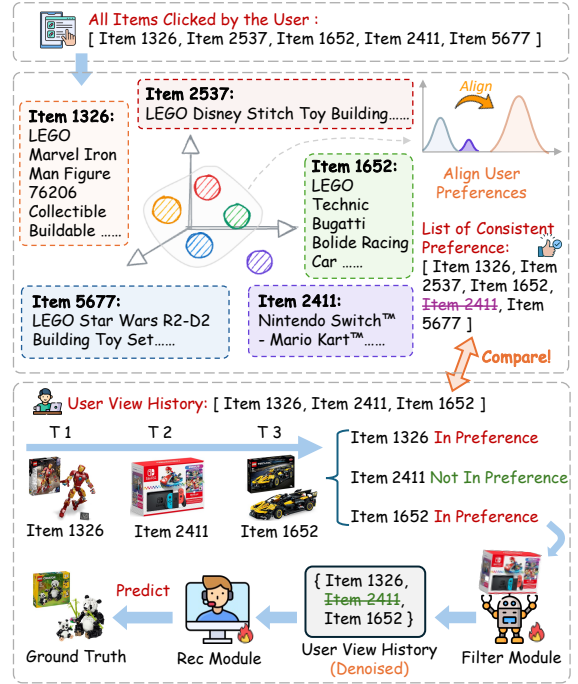


Figure 1: Illustration of Our ConsRec Method. ConsRec constructs a user-interacted item graph to denoise items for user preference modeling.

purchasing Lego products might occasionally click on unrelated items like gaming consoles due to momentary curiosity. Such noisy interactions dilute the signal of genuine preferences, leading to suboptimal recommendation results.

Current methodologies primarily follow two paradigms: item-ID based modeling (Kang and McAuley, 2018; Sun et al., 2019) and item-content based modeling (Hou et al., 2022; Liu et al., 2023). While these approaches learn representations from interaction sequences, they indiscriminately incorporate all items during training, implicitly assuming uniform relevance across interactions. This oversight amplifies noise propagation, as models struggle to distinguish between core preferences and transient outliers (Lin et al., 2023b; Zhang et al., 2024a). Recent attempts to address noise

either adjust item weights or rely on implicit contrastive learning (Yang et al., 2023b), but these methods lack explicit mechanisms to identify and eliminate noise, limiting their interpretability.

To model the consistent preference of users, we propose the User-Consistent Preference-based Sequential Recommendation System (ConsRec), which models user stable preferences by denoising their interacted items. Specifically, ConsRec constructs a user-interacted item graph by collecting all items clicked by a specific user and connecting item pairs with a higher semantic similarity. Then, ConsRec extracts the maximum connected subgraph from the user-interacted item graph to identify the items that represent the consistent preferences of users. These identified items of the maximum connected subgraph are from the densest semantic cluster, effectively helping to model stable preferences.

Our experimental results on Amazon Product and Yelp datasets demonstrate the effectiveness of ConsRec by achieving a 13% improvement over different baseline models. ConsRec can also broaden its effectiveness to different recommendation architectures, showing its generalization ability. Further analysis shows that the retained item sets not only exhibit higher intra-cluster semantic similarity but also better match with user preferences in predicting the next item, confirming the robustness of ConsRec in broadening its effectiveness to different recommendation scenarios. Our work bridges the gap between semantic understanding and graph-based noise filtering, offering a principled solution to enhance sequential recommendation performance.

2 Related Work

Sequential recommendation systems aim to model user behaviors by leveraging user-item interaction histories. Early studies rely on the Markov Chain assumption (He and McAuley, 2016) and Matrix Factorization techniques (Rendle, 2010) for item prediction. To better represent user preferences, recent works have primarily focused on ID-based recommendation modeling, which encodes the randomly initialized ID embeddings of user-interacted items using various neural architectures. These architectures include Recurrent Neural Networks (RNNs) (Hidasi et al., 2016; Liu et al., 2016; Donkers et al., 2017; Yang et al., 2017), Convolutional Neural Networks (CNNs) (Tang and Wang,

2018; Yuan et al., 2019; Yan et al., 2019), Graph Neural Networks (GNNs) (Chang et al., 2021; Zhang et al., 2022b; Cai et al., 2023), and self-attention mechanisms (Kang and McAuley, 2018; Sun et al., 2019; Du et al., 2023; Yang et al., 2023a).

Instead of representing items using IDs, existing methods focus more on item content-based recommendation systems, leveraging Pretrained Language Models (PLMs) or Large Language Models (LLMs) to enhance item representations by learning textual semantics from their side information (Ding et al., 2021; Yuan et al., 2023; Liu et al., 2023; Chen et al., 2024). These approaches (Liu et al., 2023; Chen et al., 2024) encode the textual representations of items and further train language models using user-item interaction signals. TASTE (Liu et al., 2023) verbalizes both items and user interaction histories, utilizing the T5 model (Raffel et al., 2020) to align user and item representations. Leveraging the emergent abilities of LLMs (Huang and Chang, 2023; Lin et al., 2023a), HLLM (Chen et al., 2024) introduces a hierarchical architecture for sequential recommendation comprising the item LLM and the user LLM.

User interaction sequences often contain noise, such as accidental clicks on irrelevant items (Lin et al., 2023b). Existing methods focus on self-supervised denoising, which identifies noise by learning the dependencies among items from user-item interactions (Lin et al., 2023b; Zhang et al., 2024a). One research direction adjusts the weight distribution of items within sequences to mitigate the influence of noise, rather than directly excluding noisy items (Zhou et al., 2022; Chen et al., 2022; Yang et al., 2023b). The other direction (Zhang et al., 2023, 2022a; Sun et al., 2021; Qin et al., 2021) focuses on directly identifying and removing noisy items within interaction sequences. These methods predominantly focus on item ID-based denoising approaches, which require sufficient user-item interaction signals to learn effective user and item representations (Lam et al., 2008; Schein et al., 2002; Pan et al., 2019; Zhang et al., 2021). However, they overlook the significant role of text-based semantic information in identifying consistent preferences within the user-interacted item sequence (Liu et al., 2023; Yuan et al., 2023).

3 Methodology

This section introduces the User-Consistent Preference-based Sequential Recommendation Sys-

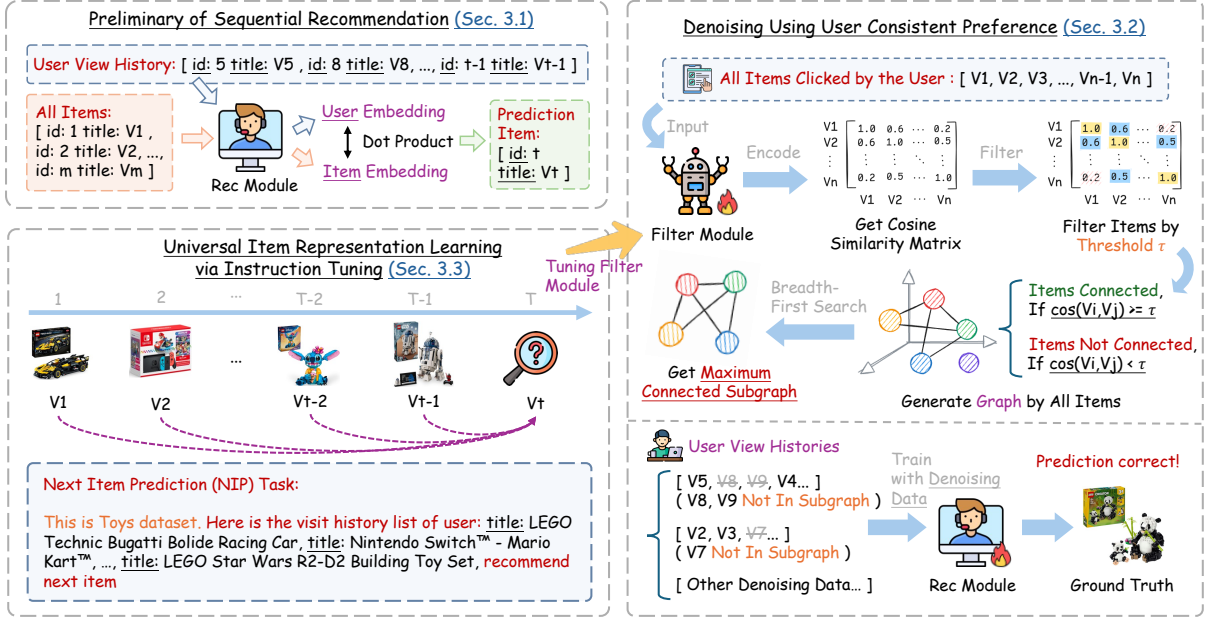


Figure 2: The Model Architecture of ConsRec.

tem (ConsRec). We begin by presenting the preliminaries of the sequential recommendation model (Sec. 3.1). As illustrated in Figure 2, ConsRec employs a filtering mechanism to denoise user-interacted items by identifying user-consistent preferences using item similarities (Sec. 3.2) and then learning tailored item representations for similarity estimation using instruction tuning (Sec. 3.3).

3.1 Preliminary of Sequential Recommendation

The sequential recommendation task aims to predict the item v_t that satisfies the preference of the user \mathcal{U} at the t -th time step according to the user-item interaction history \mathcal{H} :

$$\mathcal{H} \rightsquigarrow M_{\text{Rec}} \rightsquigarrow v_t, \quad (1)$$

where the user-item interaction history is represented as $\mathcal{H} = \{v_1, v_2, \dots, v_{t-1}\}$. The recommendation model M_{Rec} estimates the relevance between the user-item interaction history \mathcal{H} and an item v by calculating the ranking probability $P(v|\mathcal{H})$:

$$P(v|\mathcal{H}) = \text{Softmax}_v(\vec{\mathcal{H}} \cdot \vec{v}), \quad (2)$$

where \cdot denotes the dot product operation. Then we follow Liu et al. (2023) to get the representations \vec{v} and $\vec{\mathcal{H}}$ for the candidate item v and the user-item interaction history \mathcal{H} .

Item Representation. To fully use the semantic information of items, we verbalize the item v using its identifier and k associated attributes $\langle \text{Attr} \rangle$

through the following template:

$$X(v) = \text{id}:v(\text{id}) \dots \langle \text{Attr} \rangle_k : v(\langle \text{Attr} \rangle_k), \quad (3)$$

where $\langle \text{Attr} \rangle_k$ is the name of the k -th attribute, while $v(\text{id})$ and $v(\langle \text{Attr} \rangle_i)$ correspond to the text descriptions of the item identifier and the i -th attribute, respectively. Then we encode each item v into an embedding \vec{v} using the T5 model (Raffel et al., 2020):

$$\vec{v} = \text{T5}(X(v)). \quad (4)$$

User Representation. To represent the user preference, we verbalize the user-item interaction history \mathcal{H} as a concatenation of the text representations (Eq. 3) of the items in \mathcal{H} :

$$X(\mathcal{H}) = X(v_{t-1}); \dots; X(v_1), \quad (5)$$

where $;$ denotes the concatenation operation. Then we encode \mathcal{H} into embeddings $\vec{\mathcal{H}}$ using the T5 model, which shares the same parameters with the encoder model in Eq. 4:

$$\vec{\mathcal{H}} = \text{T5}(X(\mathcal{H})). \quad (6)$$

3.2 Denoising User-Interacted Items Using User-Consistent Preference

In user-item interactions, users may occasionally display sudden behavioral changes or lose interest in previously preferred items. Such fluctuations introduce noise into the interaction history, complicating accurate user preference modeling.

To tackle this issue, we incorporate a denoising module (M_{Filter}) to identify and retain items that

reflect consistent user preferences. Then we train the sequential recommendation module (M_{Rec}) by constructing datasets using the denoised user-item interaction history $\mathcal{H}_{\text{Filter}}$ and the t -th step item v_t . After training, the recommendation module is used to predict the item v_t based on $\mathcal{H}_{\text{Filter}}$:

$$\mathcal{H} \rightsquigarrow M_{\text{Filter}} \xrightarrow{\mathcal{H}_{\text{Filter}}} M_{\text{Rec}} \rightsquigarrow v_t, \quad (7)$$

where $\mathcal{H}_{\text{Filter}} \subseteq \mathcal{H}$ represents the subset of items retained to capture consistent preferences of the user. To implement the noise filtering model M_{Filter} , we construct a user-interacted item graph by using the item similarity and then extract the maximum connected component from the graph to obtain the set of denoise items $\mathcal{H}_{\text{Filter}}$.

User-Interacted Item Graph. We first introduce the user-interacted item graph, which is used to distinguish some outlier items that are different from the user’s general preference.

$$G_{\mathcal{U}} = (\mathcal{V}, \mathcal{E}), \quad (8)$$

where $\mathcal{V} = \{v_1, \dots, v_n\}$ represents all items that have been interacted by user \mathcal{U} . The \mathcal{E} is an edge matrix:

$$\mathcal{E} = \{e_{ij}, 1 \leq i \leq n, 1 \leq j \leq n\}, \quad (9)$$

where the element e_{ij} indicates whether the i -th node v_i and the j -th node v_j are connected with an edge. The edge is established according to the similarity score S_{ij} :

$$e_{ij} = \begin{cases} 0 & \text{if } S_{ij} < \tau, \\ 1 & \text{if } S_{ij} \geq \tau, \end{cases} \quad (10)$$

where τ is the threshold of the similarity. $e_{ij} = 0$ indicates that the i -th node v_i and the j -th node v_j are not connected, while $e_{ij} = 1$ indicates that the nodes are connected. To estimate the similarity between v_i and v_j , we encode all items in the graph node set $\mathcal{V} = \{v_1, \dots, v_n\}$ into embeddings $\{\vec{v}_1, \dots, \vec{v}_n\}$. Subsequently, we calculate the similarity score S_{ij} using cosine similarity:

$$S_{ij} = \cos(\vec{v}_i, \vec{v}_j). \quad (11)$$

Then we will introduce how to get the item embedding for similarity calculation in Sec. 3.3.

Denoising User-Interacted Items Using the Maximum Connected Component. To emphasize stronger connections among items, we aim to identify the connected components of the user-interacted item graph $G_{\mathcal{U}}$. Specifically, we perform

a Breadth-First Search (BFS) to find a set of disjoint connected components:

$$\mathcal{C} = \{C_1, \dots, C_l\}, \quad (12)$$

where l is the number of connected components, and each C_i is a subgraph of $G_{\mathcal{U}}$. For each connected component C_i , we compute its size, defined as the number of nodes $|\mathcal{V}(C_i)|$. The maximum connected subgraph C_{max} is then selected as:

$$C_{\text{max}} = \arg \max_{C_i} |\mathcal{V}(C_i)|. \quad (13)$$

These user-interacted items that belong to the node set $\mathcal{V}(C_{\text{max}})$ of the maximum connected subgraph C_{max} are retained to form the denoised interaction sequence $\mathcal{H}_{\text{Filter}}$:

$$\mathcal{H}_{\text{Filter}} = \{v_j \mid v_j \in \mathcal{H} \wedge v_j \in \mathcal{V}(C_{\text{max}})\}. \quad (14)$$

This retained interaction sequence $\mathcal{H}_{\text{Filter}}$ is then passed to the recommendation module M_{Rec} to predict the item at the t -th step. More detailed theoretical explanations are presented in Appendix A.7.

3.3 Universal Item Representation Learning for User-Interacted Graph Construction

To obtain item representations that are effective for constructing edges in the graph $G_{\mathcal{U}}$, we adopt instruction tuning (Chung et al., 2024; Wang et al., 2023) to train language models such as T5 (Raffel et al., 2020) based on their textual inputs. This approach differs fundamentally from existing denoising-based methods (Yuan et al., 2021a; Zhang et al., 2022a; Yang et al., 2023b; Zhang et al., 2024a), as it leverages supervised signals from different downstream recommendation tasks.

To learn text-based item representations for various recommendation tasks \mathcal{T} , we represent each item v only through its textual semantic information. Unlike prior works relying on ID-based representations (Eq. 3), we verbalize the item only using its descriptive attributes and exclude the item ID, enhancing the generalization ability of the item representation model:

$$\tilde{X}(v)' = \langle \text{Attr} \rangle_1 : v(\langle \text{Attr} \rangle_1) \dots \langle \text{Attr} \rangle_k : v(\langle \text{Attr} \rangle_k). \quad (15)$$

To fully use the user-item interaction $\mathcal{H} = \{v_1, v_2, \dots, v_{t-1}\}$, we follow previous work in recommendation model pretraining (Sun et al., 2019) and use the Next Item Prediction (NIP) task to train item representations (Eq. 2). Specifically, we verbalize the user-item interaction history \mathcal{H} as a concatenation of verbalized items

$$\mathcal{H} = \{v_1, v_2, \dots, v_{t-1}\}:$$

$$\tilde{X}'(\mathcal{H}) = \tilde{X}(v_{t-1})'; \dots; \tilde{X}(v_1)', \quad (16)$$

Then we use the instruction to illustrate the Next Item Prediction task: “*This is \mathcal{T} dataset. Here is the visit history list of the user: $\tilde{X}(\mathcal{H})'$, recommend next item*”, aiming to predict the t -th step item v_t .

4 Experimental Methodology

This section describes the datasets, evaluation metrics, baseline models, and implementation details used in our experiments.

Datasets. We utilize four sequential recommendation datasets—Beauty, Sports, Toys (McAuley et al., 2015), and Yelp—to train and evaluate both the sequential recommendation module and the item filtering module. More details are shown in Appendix A.2.

Evaluation Metrics. We adopt Recall@10/20 and NDCG@10/20 to evaluate the recommendation performance, which is consistent with prior works (Xie et al., 2022; Liu et al., 2023; Chen et al., 2024). Statistical significance is determined using a permutation test with $P < 0.05$.

Baselines. We compare ConsRec with several widely used methods for sequential recommendation, including vanilla sequential recommendation models and some item denoising techniques.

Vanilla Sequential Recommendation Models. We compare ConsRec with both ID-based and content-based recommendation models.

First, ConsRec is evaluated against seven ID-based recommendation models. GRU4Rec (Hidasi et al., 2016) employs Recurrent Neural Networks (RNNs) to model user-item interaction sequences, while SASRec (Kang and McAuley, 2018) and Bert4Rec (Sun et al., 2019) leverage self-attention to capture user preferences from sequential interactions. Additionally, we examine models that incorporate item-side information. S³Rec (Zhou et al., 2020) enhances self-attention modules through four self-supervised pretraining strategies to better model relationships among attributes, items, and users. ICAI-SR (Yuan et al., 2021b) represents item-attribute relationships using a heterogeneous graph to improve relevance modeling, whereas NOVA (Liu et al., 2021a) integrates item attributes as side information via attention modules. DIF-SR (Xie et al., 2022) introduces a non-invasive attention mechanism to fuse item attribute information into user behavior modeling effectively.

Furthermore, ConsRec is compared with four content-based recommendation models. CoW-PiRec (Yang et al., 2023a) optimizes Pretrained Language Models (PLMs) to enhance item representation by aligning it with collaborative filtering representations derived from a word graph. TASTE (Liu et al., 2023) leverages T5 (Raffel et al., 2020) to directly encode the text representations of both users and items for matching items with user intentions. DWSRec (Zhang et al., 2024b) leverages both fully whitened and relaxed whitened item representations as dual views for effective recommendations. Lastly, HLLM (Chen et al., 2024) employs Large Language Models (LLMs) to generate item representations, subsequently utilizing a hierarchical architecture to predict the next item.

Item Denoising for Sequential Recommendation. We also evaluate ConsRec against three baselines that either explicitly remove noisy items or implicitly address item noise through denoising modeling. All these models are implemented based on the item-ID base recommendation model, such as Bert4Rec (Sun et al., 2019). For methods that explicitly remove noisy items, DSAN (Yuan et al., 2021a) learns a target item embedding and applies an adaptively sparse transformation function to filter out noisy interactions. Similarly, HSD (Zhang et al., 2022a) identifies and excludes noisy interactions by detecting inconsistencies with user interests, leveraging the sequential order of recorded interactions. In contrast, DCRec (Yang et al., 2023b) employs a debiased contrastive learning framework to implicitly mitigate the impact of noise.

Implementation Details. Our ConsRec is implemented using OpenMatch (Liu et al., 2021b; Yu et al., 2023) and optimized using in-batch negatives. Both the item representation model in the filter module and the recommendation module are initialized from the T5-base checkpoint¹ in Huggingface Transformers (Wolf et al., 2019). The item representation model in the filter module is trained using the Adam optimizer with a learning rate of 1e-4 and a batch size of 32. For the recommendation module, we follow the settings in Liu et al. (2023), which is trained using the Adam optimizer with a learning rate of 1e-4, a warm-up proportion of 0.1, and a batch size of 8. We set the filtering threshold τ to 0.7, based on the hyperparameter sensitivity analysis reported in Appendix A.4. During inference, we excluded the

¹<https://huggingface.co/google-t5/t5-base>

Dataset	Metrics	Item ID based Recommendation Models							Text based Recommendation Models				
		GRU4Rec	Bert4Rec	SASRec	S ³ Rec	NOVA	ICAL-SR	DIF-SR	CoWPiRec	DWSRec	HLLM*	TASTE	ConsRec
Beauty	R@10	0.0530	0.0529	0.0828	0.0868	0.0887	0.0879	0.0908	0.0837	0.0989	0.0887	0.1030	0.1249 ^{†‡}
	R@20	0.0839	0.0815	0.1197	0.1236	0.1237	0.1231	0.1284	0.1280	0.1496	0.1238	0.1550	0.1774 ^{†‡}
	N@10	0.0266	0.0237	0.0371	0.0439	0.0439	0.0439	0.0446	0.0405	0.0470	0.0499	<u>0.0517</u>	0.0641 ^{†‡}
	N@20	0.0344	0.0309	0.0464	0.0531	0.0527	0.0528	0.0541	0.0517	0.0597	0.0588	<u>0.0649</u>	0.0772 ^{†‡}
Sports	R@10	0.0312	0.0295	0.0526	0.0517	0.0534	0.0527	0.0556	0.0588	0.0629	0.0555	<u>0.0633</u>	0.0721 ^{†‡}
	R@20	0.0482	0.0465	0.0773	0.0758	0.0759	0.0762	0.0800	0.0892	0.0958	0.0816	<u>0.0964</u>	0.1082 ^{†‡}
	N@10	0.0157	0.0130	0.0233	0.0249	0.0250	0.0243	0.0264	0.0300	0.0313	0.0295	<u>0.0338</u>	0.0372 ^{†‡}
	N@20	0.0200	0.0173	0.0295	0.0310	0.0307	0.0302	0.0325	0.0376	0.0396	0.0360	<u>0.0421</u>	0.0463 ^{†‡}
Toys	R@10	0.0370	0.0533	0.0831	0.0967	0.0978	0.0972	0.1013	0.0502	0.0967	0.0928	<u>0.1232</u>	0.1304 ^{†‡}
	R@20	0.0588	0.0787	0.1168	0.1349	0.1322	0.1303	0.1382	0.0739	0.1472	0.1306	<u>0.1789</u>	0.1896 ^{†‡}
	N@10	0.0184	0.0234	0.0375	0.0475	0.0480	0.0478	0.0504	0.0272	0.0457	0.0520	0.0640	<u>0.0637</u> [†]
	N@20	0.0239	0.0297	0.0460	0.0571	0.0567	0.0561	0.0597	0.0331	0.0585	0.0616	<u>0.0780</u>	0.0786 [†]
Yelp	R@10	0.0361	0.0524	0.0650	0.0589	0.0681	0.0663	0.0698	0.0657	0.0702	0.0659	<u>0.0738</u>	0.0749 ^{†‡}
	R@20	0.0592	0.0756	0.0928	0.0902	0.0964	0.0940	0.1003	0.0959	0.1103	0.0955	<u>0.1156</u>	0.1173 ^{†‡}
	N@10	0.0184	0.0327	0.0401	0.0338	0.0412	0.0400	0.0419	<u>0.0416</u>	0.0382	0.0407	<u>0.0397</u>	<u>0.0408</u> [†]
	N@20	0.0243	0.0385	0.0471	0.0416	0.0483	0.0470	0.0496	<u>0.0497</u>	0.0482	<u>0.0504</u>	0.0502	0.0509 ^{†‡}

Table 1: Overall Performance. The **best** results are marked in bold, while the second-best results are underlined. Relative improvements are also provided for reference. The HLLM* model is reproduced using a 1B-scale LLM. † and ‡ denote statistically significant improvements over DIF-SR[†] and TASTE[‡], respectively.

last interaction from the user-interaction sequence when constructing the consistency graph, thereby avoiding potential data leakage.

5 Experimental Results

In this section, we begin by evaluating the recommendation performance of ConsRec and perform ablation studies to assess the effectiveness of denoising modules and various training strategies. Then, we analyze text similarities among retained items to evaluate the effectiveness of the item representation learning method. Finally, case studies are shown in Appendix A.6.

5.1 Overall Performance

In this section, we first implement ConsRec based on TASTE (Liu et al., 2023) to evaluate its recommendation performance. Subsequently, we implement ConsRec with Bert4Rec (Sun et al., 2019) to evaluate its denoising capability by comparing it against various baselines.

Recommendation Performance. As shown in Table 1, we present the overall performance of ConsRec and various recommendation baseline models. Overall, ConsRec demonstrates its effectiveness by significantly outperforming all baselines across four datasets, leveraging TASTE (Liu et al., 2023) as its backbone architecture.

Among all baseline models, text-based recommendation models generally exhibit significantly stronger performance compared to item ID-based models. This superiority derives from the ability of PLMs and LLMs to effectively capture matching signals through text representations of users and items. Based on the TASTE backbone, Con-

Dataset	Method	R@10	R@20	N@10	N@20
Beauty	DSAN	0.0215	0.0320	0.0103	0.0132
	HSD	0.0423	0.0645	0.0218	0.0262
	DCRec	0.0609	0.0869	0.0317	0.0387
	ConsRec	0.0627	0.0904	0.0336	0.0406
Sports	DSAN	0.0107	0.0159	0.0051	0.0065
	HSD	0.0214	0.0317	0.0103	0.0133
	DCRec	0.0262	0.0407	0.0139	0.0175
	ConsRec	0.0275	0.0428	0.0147	0.0185
Toys	DSAN	0.0172	0.0258	0.0086	0.0104
	HSD	0.0344	0.0517	0.0172	0.0209
	DCRec	0.0443	0.0660	0.0243	0.0296
	ConsRec	0.0468	0.0691	0.0258	0.0314
Yelp	DSAN	0.0153	0.0218	0.0084	0.0116
	HSD	0.0326	0.0483	0.0165	0.0247
	DCRec	0.0387	0.0562	0.0204	0.0262
	ConsRec	0.0398	0.0576	0.0211	0.0274

Table 2: Denoising Performance of Different Methods. To ensure a fair comparison, all denoising methods are implemented using Bert4Rec (Sun et al., 2019).

sRec integrates a denoising module to remove noisy items, utilizing these retained user-item interactions to train the recommendation module. The evaluation results reveal a significant improvement in the recommendation performance, highlighting its effectiveness in enabling the recommendation module to better model user behavior. Among various recommendation tasks, ConsRec demonstrates much better performance on the Beauty and Sports datasets, while showing relatively weaker improvements on the Yelp dataset. This discrepancy may be attributed to the tendency of users to make more casual clicks driven by instant interest in these shopping scenarios.

Denoising Effectiveness. We compare ConsRec with three state-of-the-art denoising methods—DSAN (Yuan et al., 2021a), HSD (Zhang et al., 2022a), and DCRec (Yang et al., 2023b)—to evaluate its denoising effectiveness. The baselines

Dataset	Method	R@20	N@20
Beauty	ConsRec (Zero-Shot)	0.1631	0.0697
	w/o M_{Filter}	0.1550	0.0649
	ConsRec	0.1774^{†‡}	0.0772^{†‡}
	w/o M_{Rec} Training	0.1655 [†]	0.0727 [†]
	w/o M_{Filter} Training	0.1761 ^{†‡}	0.0762 ^{†‡}
Sports	ConsRec (Zero-Shot)	0.1014	0.0420
	w/o M_{Filter}	0.0964	0.0421
	ConsRec	0.1082^{†‡}	0.0496^{†‡}
	w/o M_{Rec} Training	0.1047 [†]	0.0433 [†]
	w/o M_{Filter} Training	0.1073 ^{†‡}	0.0457 ^{†‡}
Toys	ConsRec (Zero-Shot)	0.1797	0.0786
	w/o M_{Filter}	0.1789	0.0780
	ConsRec	0.1896^{†‡}	0.0826^{†‡}
	w/o M_{Rec} Training	0.1836 [†]	0.0796 [†]
	w/o M_{Filter} Training	0.1879 ^{†‡}	0.0802 ^{†‡}
Yelp	ConsRec (Zero-Shot)	0.1158	0.0504
	w/o M_{Filter}	0.1156	0.0502
	ConsRec	0.1173[†]	0.0509[†]
	w/o M_{Rec} Training	0.1165	0.0504
	w/o M_{Filter} Training	0.1169 [†]	0.0507 [†]

Table 3: Ablation Study. [†] and [‡] denote statistically significant improvements over ConsRec (w/o M_{Filter})[†] and ConsRec (Zero-Shot)[‡].

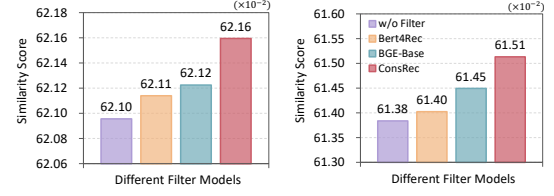
are categorized into two groups—explicit denoising methods (DSAN and HSD) and implicit denoising methods (DCRec). All methods are implemented using the item ID-based recommendation model, Bert4Rec (Sun et al., 2019). The evaluation results are shown in Table 2.

Among the baseline methods, DCRec achieves the best performance by modeling user behaviors based on raw user-item interactions and effectively mitigating noise through dynamically assigning weights to user-interacted items. However, this implicit denoising approach necessitates model-specific training, restricting our experiments to the Bert4Rec model used in constructing the DCRec framework. Benefiting from explicit denoising methods, ConsRec can be applied to the item ID-based recommendation model and achieves a 4.7% improvement over all denoising baseline models, highlighting its effectiveness in filtering noisy items. This consistent improvement with the item ID-based model underscores the potential of extending the filtering approach of ConsRec to different architectures of recommendation models.

5.2 Ablation Study

This section presents an ablation study to evaluate the contribution of the denoising module (M_{Filter}) and the effectiveness of our proposed training strategy in ConsRec. More experimental results are shown in Appendix A.5.

Table 3 shows the performance of several ab-



(a) Average Similarity Scores among M_{Filter} -Retained Items. (b) Similarity Scores between M_{Filter} -Retained Items and the Target Items.

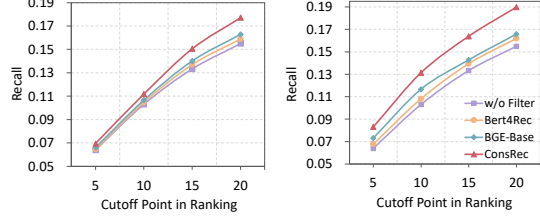
Figure 3: Effectiveness of ConsRec in Learning Item Representations for Denoising. Figure 3(a) and Figure 3(b) illustrate the item similarities among M_{Filter} -retained items and the target items.

lated versions of our model across four datasets. Comparing ConsRec (w/o M_{Filter}) with ConsRec (Zero-Shot), we observe a consistent improvement in recommendation performance across all datasets when a zero-shot M_{Filter} is applied during inference. This highlights the inherent benefit of even an untrained denoising module in refining user-interacted items for recommendation. The impact of the denoising module becomes more evident when comparing ConsRec (Zero-Shot) with ConsRec (w/o M_{Rec} Training). Training the M_{Filter} module using our instruction-based method leads to a significant improvement, demonstrating the effectiveness of learning tailored item representations through denoising. Specifically, ConsRec (w/o M_{Rec} Training) consistently outperforms ConsRec (w/o M_{Filter}), indicating that a well-trained filter is crucial for recommendation systems.

Furthermore, the full ConsRec model, which trains the recommendation module M_{Rec} on the retained interactions, achieves the best performance across all datasets, with an average improvement of over 12% compared to ConsRec (Zero-Shot). This substantial gain underscores the importance of aligning the recommendation module with the retained data, enabling it to better capture user preferences and behaviors from the refined interaction history. The consistent statistically significant improvements of ConsRec over both ConsRec (w/o M_{Filter}) and ConsRec (Zero-Shot) further validate the effectiveness of our complete model.

5.3 Effectiveness of Different Item Representation Strategies in Denoising

To assess the effectiveness of the denoising module in ConsRec, we conduct a comparative analysis involving various item representation strate-



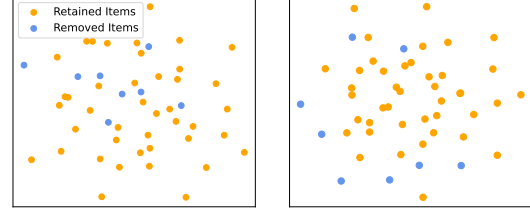
(a) Raw User-Item Interaction Trained M_{Rec} . (b) M_{Filter} -Retained Items Trained M_{Rec} .

Figure 4: Performance of Recommendation Models Using Different Item Denoising Methods.

gies. Specifically, we compare the full ConsRec model with its variant without the denoising module (ConsRec w/o Filter), as well as versions of ConsRec equipped with different item representation methods within the denoising module. We implement the denoising module M_{Filter} using three approaches: an ID-based recommendation model, Bert4Rec (Sun et al., 2019), and a dense retriever, BGE-Base (Xiao et al., 2023), which serve as baselines for evaluating representation effectiveness.

As illustrated in Figure 3, we analyze the text similarity among the items retained by M_{Filter} using the BGE-Base model to compute pairwise similarity scores. In Figure 3(a), we report the average similarity among the retained items using different denoising methods. The results show that all methods improve the internal similarity of the retained items. Notably, when using ConsRec, the retained user-interacted items achieve the highest average similarity, indicating stronger coherence among these retained items. Furthermore, Figure 3(b) presents the average similarity between the M_{Filter} -retained user-interacted items and the ground-truth target item. Among all methods, ConsRec yields the highest similarity, demonstrating its effectiveness in retaining items that are semantically aligned with the target item that users needed.

As illustrated in Figure 4, we evaluate the effectiveness of various denoising methods across different recommendation systems. Figures 4(a) and 4(b) report the performance of the recommendation module M_{Rec} when trained on either the raw user-item interaction set \mathcal{H} or the denoised subset \mathcal{H}_{Filter} retained by M_{Filter} . In both cases, ConsRec consistently outperforms other item representation models, with particularly strong gains at larger ranking cutoffs. This demonstrates its effectiveness in helping the recommendation model prioritize more relevant items, thereby better satis-



(a) TASTE.

(b) ConsRec.

Figure 5: Embedding Visualization of Items in Beauty. We randomly select a user and then use t-SNE to visualize item embeddings using TASTE and ConsRec.

fying user preferences. The advantage of ConsRec can be attributed to its PLM-based ability to comprehend item text semantics and to capture item similarity patterns from user-item interaction signals. After training the recommendation module M_{Rec} using denoised user-item interactions, ConsRec achieves substantial performance improvements, further highlighting its effectiveness.

5.4 The Effectiveness of Item Denoising in Enhancing the Recommendation Module

As illustrated in Figure 5, we investigate how the retained items contribute to improving the recommendation module during training. Specifically, we get the item representations retained and removed by M_{Filter} using TASTE and ConsRec.

Figure 5(a) shows the embedding space learned by TASTE, which is trained without item denoising. In this setting, the model yields a homogeneous embedding space, where retained and removed items are mixed together without clear separation. In contrast, Figure 5(b) demonstrates that ConsRec is able to better distinguish the removed items by mapping them to the periphery of the embedding space, effectively treating them as outliers. This observation highlights the effectiveness of ConsRec in leveraging denoising signals as prior knowledge to guide the recommendation module. By doing so, it facilitates a more discriminative representation space, where retained and removed items are clearly separated through contrastive training.

6 Conclusion

This paper introduces the User-Consistent Preference based Sequential Recommendation System (ConsRec), a novel framework designed to model user-consistent preferences for denoising user-interacted items. By explicitly filtering out

noisy items, ConsRec enhances the interpretability of denoising and demonstrates its generalization ability, extending its advantages across various recommendation models.

Limitation

While ConsRec demonstrates effective denoising capabilities for sequential recommendations, the approach has several limitations that must be acknowledged. First, the performance of ConsRec is contingent on the quality of item descriptions; incomplete or low-quality descriptions may hinder the model’s ability to effectively filter out noisy user-item interactions. Secondly, for cold-start users with limited interaction history, ConsRec needs to build new user-item graphs from scratch, potentially introducing latency in generating personalized recommendations. This limitation could be mitigated by employing incremental graph updates, which dynamically add new edges as interactions occur, thereby reducing the need for full graph recomputation.

References

- Xuheng Cai, Chao Huang, Lianghao Xia, and Xubin Ren. 2023. [Lightgcl: Simple yet effective graph contrastive learning for recommendation](#). In *Proceedings of ICLR*.
- Jianxin Chang, Chen Gao, Yu Zheng, Yiqun Hui, Yanan Niu, Yang Song, Depeng Jin, and Yong Li. 2021. [Sequential recommendation with graph neural networks](#). In *Proceedings of SIGIR*, pages 378–387.
- Huiyuan Chen, Yusan Lin, Menghai Pan, Lan Wang, Chin-Chia Michael Yeh, Xiaoting Li, Yan Zheng, Fei Wang, and Hao Yang. 2022. [Denoising self-attentive sequential recommendation](#). In *Proceedings of RecSys*, pages 92–101.
- Junyi Chen, Lu Chi, Bingyue Peng, and Zehuan Yuan. 2024. [Hllm: Enhancing sequential recommendations via hierarchical large language models for item and user modeling](#). *ArXiv preprint*, abs/2409.12740.
- Xu Chen, Hongteng Xu, Yongfeng Zhang, Jiayi Tang, Yixin Cao, Zheng Qin, and Hongyuan Zha. 2018. [Sequential recommendation with user memory networks](#). In *Proceedings of WSDM*, pages 108–116.
- Hyung Won Chung, Le Hou, Shayne Longpre, Barret Zoph, Yi Tay, William Fedus, Yunxuan Li, Xuezhi Wang, Mostafa Dehghani, Siddhartha Brahma, et al. 2024. [Scaling instruction-finetuned language models](#). *JMLR*, (70):1–53.
- Alexander Dallmann, Daniel Zoller, and Andreas Hotho. 2021. [A case study on sampling strategies for evaluating neural sequential item recommendation models](#). In *Proceedings of RecSys*, pages 505–514.
- Hao Ding, Yifei Ma, Anoop Deoras, Yuyang Wang, and Hao Wang. 2021. [Zero-shot recommender systems](#). *ArXiv preprint*, abs/2105.08318.
- Tim Donkers, Benedikt Loepp, and Jürgen Ziegler. 2017. [Sequential user-based recurrent neural network recommendations](#). In *Proceedings of RecSys*, pages 152–160.
- Xinyu Du, Huanhuan Yuan, Pengpeng Zhao, Jianfeng Qu, Fuzhen Zhuang, Guanfeng Liu, Yanchi Liu, and Victor S. Sheng. 2023. [Frequency enhanced hybrid attention network for sequential recommendation](#). In *Proceedings of SIGIR*, pages 78–88.
- Hui Fang, Danning Zhang, Yiheng Shu, and Guibing Guo. 2020. [Deep learning for sequential recommendation: Algorithms, influential factors, and evaluations](#). *TOIS*, (1):1–42.
- Ruining He and Julian McAuley. 2016. [Fusing similarity models with markov chains for sparse sequential recommendation](#). In *Proceedings of ICDM*, pages 191–200.
- Balázs Hidasi, Alexandros Karatzoglou, Linas Baltrunas, and Domonkos Tikk. 2016. [Session-based recommendations with recurrent neural networks](#). In *Proceedings of ICLR*.
- Yupeng Hou, Shanlei Mu, Wayne Xin Zhao, Yaliang Li, Bolin Ding, and Ji-Rong Wen. 2022. [Towards universal sequence representation learning for recommender systems](#). In *Proceedings of SIGKDD*, pages 585–593.
- Jie Huang and Kevin Chen-Chuan Chang. 2023. [Towards reasoning in large language models: A survey](#). In *Proceedings of ACL Findings*, pages 1049–1065.
- Wang-Cheng Kang and Julian McAuley. 2018. [Self-attentive sequential recommendation](#). In *Proceedings of ICDM*, pages 197–206.
- Walid Krichene and Steffen Rendle. 2020. [On sampled metrics for item recommendation](#). In *Proceedings of SIGKDD*, pages 1748–1757.
- Xuan Nhat Lam, Thuc Vu, Trong Duc Le, and Anh Duc Duong. 2008. [Addressing cold-start problem in recommendation systems](#). In *Proceedings of the 2nd International Conference on Ubiquitous Information Management and Communication*, pages 208–211.
- Jianghao Lin, Xinyi Dai, Yunjia Xi, Weiwen Liu, Bo Chen, Xiangyang Li, Chenxu Zhu, Huifeng Guo, Yong Yu, Ruiming Tang, et al. 2023a. [How can recommender systems benefit from large language models: A survey](#). *ArXiv preprint*, abs/2306.05817.

- Yujie Lin, Chenyang Wang, Zhumin Chen, Zhaochun Ren, Xin Xin, Qiang Yan, Maarten de Rijke, Xiuzhen Cheng, and Pengjie Ren. 2023b. [A self-correcting sequential recommender](#). In *Proceedings of WWW*, pages 1283–1293.
- Chang Liu, Xiaoguang Li, Guohao Cai, Zhenhua Dong, Hong Zhu, and Lifeng Shang. 2021a. [Noninvasive self-attention for side information fusion in sequential recommendation](#). In *Proceedings of AAAI*, pages 4249–4256.
- Qiang Liu, Shu Wu, Diyi Wang, Zhaokang Li, and Liang Wang. 2016. [Context-aware sequential recommendation](#). In *Proceedings of ICDM*, pages 1053–1058.
- Zhenghao Liu, Sen Mei, Chenyan Xiong, Xiaohua Li, Shi Yu, Zhiyuan Liu, Yu Gu, and Ge Yu. 2023. [Text matching improves sequential recommendation by reducing popularity biases](#). In *Proceedings of CIKM*, pages 1534–1544.
- Zhenghao Liu, Kaitao Zhang, Chenyan Xiong, Zhiyuan Liu, and Maosong Sun. 2021b. [Openmatch: An open source library for neu-ir research](#). In *Proceedings of SIGIR*, pages 2531–2535.
- Julian McAuley, Christopher Targett, Qinfeng Shi, and Anton Van Den Hengel. 2015. [Image-based recommendations on styles and substitutes](#). In *Proceedings of SIGIR*, pages 43–52.
- Feiyang Pan, Shuokai Li, Xiang Ao, Pingzhong Tang, and Qing He. 2019. [Warm up cold-start advertisements: Improving CTR predictions via learning to learn ID embeddings](#). In *Proceedings of SIGIR*, pages 695–704.
- Yuqi Qin, Pengfei Wang, and Chenliang Li. 2021. [The world is binary: Contrastive learning for denoising next basket recommendation](#). In *Proceedings of SIGIR*, pages 859–868.
- Colin Raffel, Noam Shazeer, Adam Roberts, Katherine Lee, Sharan Narang, Michael Matena, Yanqi Zhou, Wei Li, and Peter J. Liu. 2020. [Exploring the limits of transfer learning with a unified text-to-text transformer](#). *JMLR*, pages 140:1–140:67.
- Steffen Rendle. 2010. Factorization machines. In *Proceedings of ICDM*, pages 995–1000.
- Andrew I. Schein, Alexandrin Popescul, Lyle H. Ungar, and David M. Pennock. 2002. [Methods and metrics for cold-start recommendations](#). In *Proceedings of SIGIR*, pages 253–260.
- Fei Sun, Jun Liu, Jian Wu, Changhua Pei, Xiao Lin, Wenwu Ou, and Peng Jiang. 2019. [Bert4rec: Sequential recommendation with bidirectional encoder representations from transformer](#). In *Proceedings of CIKM*, pages 1441–1450.
- Yatong Sun, Bin Wang, Zhu Sun, and Xiaochun Yang. 2021. [Does every data instance matter? enhancing sequential recommendation by eliminating unreliable data](#). In *Proceedings of IJCAI*, pages 1579–1585.
- Jiaxi Tang and Ke Wang. 2018. [Personalized top-n sequential recommendation via convolutional sequence embedding](#). In *Proceedings of WSDM*, pages 565–573.
- Hugo Touvron, Thibaut Lavril, Gautier Izacard, Xavier Martinet, Marie-Anne Lachaux, Timothée Lacroix, Baptiste Rozière, Naman Goyal, Eric Hambro, Faisal Azhar, et al. 2023. [Llama: Open and efficient foundation language models](#). *ArXiv preprint*, abs/2302.13971.
- Shoujin Wang, Liang Hu, Yan Wang, Longbing Cao, Quan Z. Sheng, and Mehmet A. Orgun. 2019. [Sequential recommender systems: Challenges, progress and prospects](#). In *Proceedings of IJCAI*, pages 6332–6338.
- Yizhong Wang, Yeganeh Kordi, Swaroop Mishra, Alisa Liu, Noah A Smith, Daniel Khoshabi, and Hannaneh Hajishirzi. 2023. [Self-instruct: Aligning language models with self-generated instructions](#). In *Proceedings of ACL*, pages 13484–13508.
- Thomas Wolf, Lysandre Debut, Victor Sanh, Julien Chaumond, Clement Delangue, Anthony Moi, Pierric Cistac, Tim Rault, Rémi Louf, Morgan Funtowicz, and Jamie Brew. 2019. [Huggingface’s transformers: State-of-the-art natural language processing](#). *ArXiv preprint*, abs/1910.03771.
- Shitao Xiao, Zheng Liu, Peitian Zhang, and Niklas Muennighoff. 2023. [C-pack: Packaged resources to advance general chinese embedding](#). *Preprint*, arXiv:2309.07597.
- Yueqi Xie, Peilin Zhou, and Sunghun Kim. 2022. [Decoupled side information fusion for sequential recommendation](#). In *Proceedings of SIGIR*, pages 1611–1621.
- An Yan, Shuo Cheng, Wang-Cheng Kang, Mengting Wan, and Julian J. McAuley. 2019. [Cosrec: 2d convolutional neural networks for sequential recommendation](#). In *Proceedings of CIKM*, pages 2173–2176.
- Cheng Yang, Maosong Sun, Wayne Xin Zhao, Zhiyuan Liu, and Edward Y Chang. 2017. [A neural network approach to jointly modeling social networks and mobile trajectories](#). *TOIS*, (4):1–28.
- Shenghao Yang, Chenyang Wang, Yankai Liu, Kangping Xu, Weizhi Ma, Yiqun Liu, Min Zhang, Haitao Zeng, Junlan Feng, and Chao Deng. 2023a. [Collaborative word-based pre-trained item representation for transferable recommendation](#). In *Proceedings of ICDM*, pages 728–737.
- Yuhao Yang, Chao Huang, Lianghao Xia, Chunzhen Huang, Da Luo, and Kangyi Lin. 2023b. [Debiased contrastive learning for sequential recommendation](#). In *Proceedings of WWW*, pages 1063–1073.
- Shi Yu, Zhenghao Liu, Chenyan Xiong, and Zhiyuan Liu. 2023. [Openmatch-v2: An all-in-one multi-modality plm-based information retrieval toolkit](#). In *Proceedings of SIGIR*, pages 3160–3164.

- Fajie Yuan, Alexandros Karatzoglou, Ioannis Arapakis, Joemon M. Jose, and Xiangnan He. 2019. [A simple convolutional generative network for next item recommendation](#). In *Proceedings of WSDM*, pages 582–590.
- Jiahao Yuan, Zihan Song, Mingyou Sun, Xiaoling Wang, and Wayne Xin Zhao. 2021a. [Dual sparse attention network for session-based recommendation](#). In *Proceedings of AAAI*, pages 4635–4643.
- Xu Yuan, Dongsheng Duan, Lingling Tong, Lei Shi, and Cheng Zhang. 2021b. [ICAI-SR: item categorical attribute integrated sequential recommendation](#). In *Proceedings of SIGIR*, pages 1687–1691.
- Zheng Yuan, Fajie Yuan, Yu Song, Youhua Li, Junchen Fu, Fei Yang, Yunzhu Pan, and Yongxin Ni. 2023. [Where to go next for recommender systems? ID- vs. modality-based recommender models revisited](#). In *Proceedings of SIGIR*, pages 2639–2649.
- Chi Zhang, Rui Chen, Xiangyu Zhao, Qilong Han, and Li Li. 2023. [Denoising and prompt-tuning for multi-behavior recommendation](#). In *Proceedings of WWW*, pages 1355–1363.
- Chi Zhang, Yantong Du, Xiangyu Zhao, Qilong Han, Rui Chen, and Li Li. 2022a. [Hierarchical item inconsistency signal learning for sequence denoising in sequential recommendation](#). In *Proceedings of CIKM*, pages 2508–2518.
- Chi Zhang, Qilong Han, Rui Chen, Xiangyu Zhao, Peng Tang, and Hongtao Song. 2024a. [Ssdrec: Self-augmented sequence denoising for sequential recommendation](#). In *Proceedings of ICDE*, pages 803–815.
- Lingzi Zhang, Xin Zhou, Zhiwei Zeng, and Zhiqi Shen. 2024b. [Dual-view whitening on pre-trained text embeddings for sequential recommendation](#). In *Proceedings of AAAI*, volume 38, pages 9332–9340.
- Mengqi Zhang, Shu Wu, Xueli Yu, Qiang Liu, and Liang Wang. 2022b. [Dynamic graph neural networks for sequential recommendation](#). *TKDE*.
- Peiyuan Zhang, Guangtao Zeng, Tianduo Wang, and Wei Lu. 2024c. [Tinyllama: An open-source small language model](#). *ArXiv preprint*, abs/2401.02385.
- Yuhui Zhang, Hao Ding, Zeren Shui, Yifei Ma, James Zou, Anoop Deoras, and Hao Wang. 2021. [Language models as recommender systems: Evaluations and limitations](#). In *Proceedings of NeurIPS Workshop*.
- Wayne Xin Zhao, Shanlei Mu, Yupeng Hou, Zihan Lin, Yushuo Chen, Xingyu Pan, Kaiyuan Li, Yujie Lu, Hui Wang, Changxin Tian, et al. 2021. [Recbole: Towards a unified, comprehensive and efficient framework for recommendation algorithms](#). In *Proceedings of CIKM*, pages 4653–4664.
- Kun Zhou, Hui Wang, Wayne Xin Zhao, Yutao Zhu, Sirui Wang, Fuzheng Zhang, Zhongyuan Wang, and Ji-Rong Wen. 2020. [S3-rec: Self-supervised learning for sequential recommendation with mutual information maximization](#). In *Proceedings of CIKM*, pages 1893–1902.
- Kun Zhou, Hui Yu, Wayne Xin Zhao, and Ji-Rong Wen. 2022. [Filter-enhanced mlp is all you need for sequential recommendation](#). In *Proceedings of WWW*, pages 2388–2399.

Dataset	Data Information			Split		
	#Users	#Items	#Actions	Train	Dev	Test
Beauty	22,363	12,101	198,502	131,413	22,363	22,363
Sports	35,598	18,357	296,337	189,543	35,598	35,598
Toys	19,412	11,924	167,597	109,361	19,412	19,412
Yelp	30,499	20,068	317,182	225,685	30,499	30,499

Table 4: Statistics of the Datasets Used for Modeling the Sequential Recommendation Module (M_{Rec}).

Dataset	Data Information			Split	
	#Users	#Items	#Actions	Train	Dev
Beauty	22,363	12,101	198,502	225,685	19,412
Sports	35,598	18,357	296,337	225,685	19,412
Toys	19,142	11,924	167,597	225,685	19,412
Yelp	30,499	20,068	317,182	225,685	19,412
Total	107,602	62,450	979,618	902,740	77,648

Table 5: Statistics of Training Data Used in the Filter Module (M_{Filter}). The data is used for optimizing item representations to estimate their similarities.

A Appendix

A.1 License

We show the licenses of the datasets that we use. Yelp² uses Apache License 2.0, while Amazon Product shows its terms of use at website³. All of these licenses and agreements allow their data for academic use.

A.2 Additional Experimental Details of Data Preprocessing

In our experiments, we employ Recbole (Zhao et al., 2021) for preprocessing the data for sequential recommendation modeling, maintaining the same experimental settings as prior works (Zhou et al., 2020; Xie et al., 2022; Liu et al., 2023; Chen et al., 2024). Specifically, each user-item interaction sequence $\{v_1, \dots, v_t\}$ is processed using the leave-one-out strategy (Xie et al., 2022; Chen et al., 2018; Sun et al., 2019; Zhou et al., 2020) to construct the training, development, and testing sets. In detail, the testing set predicts the t -th item v_t based on the previously interacted items $v_{1:t-1}$ of the user, while the development set predicts the $t-1$ -th item v_{t-1} given the interactions $v_{1:t-2}$. The training set predicts v_i using $v_{1:i-1}$, where $1 < i < t-1$. Items and users with fewer than five interactions are filtered out, and all user-item interactions are treated as implicit feedback (Chen et al., 2018; Sun et al., 2019; Zhou et al., 2020; Xie et al., 2022; Liu et al., 2023; Chen et al., 2024). The data statistics are shown in Table 4.

²<https://www.yelp.com/dataset>

³<http://jmcauley.ucsd.edu/data/amazon/>

Then, we construct the dataset for training the language model to represent items for estimating their similarities (Eq. 11). We start with the training and development sets used in sequential recommendation modeling and further process them for the Next Item Prediction (NIP) task. We first resample user-item interaction sequences from different datasets, namely Beauty, Sports, Toys, and Yelp. Then, we balance the number of data points to construct the training and development sets. This approach mitigates the risk of overfitting caused by data imbalance of different recommendation tasks. As shown in Table 5, the data statistics for both the training and development sets used in item representation learning are presented.

Following previous studies (Xie et al., 2022; Liu et al., 2023), we conduct evaluations in the full ranking testing scenario (Dallmann et al., 2021; Krichene and Rendle, 2020), where items are ranked across the entire item set rather than sampling subsets. This evaluation set mitigates the inconsistencies often observed in sampled evaluations, offering a more realistic and comprehensive assessment of recommendation performance.

A.3 Additional Details of Baseline Models

We reproduce all item-ID based models and DWS-Rec (Zhang et al., 2024b) using implementations provided by RecBole (Zhao et al., 2021), maintaining consistent settings across all models for fair comparison. For CoWPiRec and TASTE, we adhere to the default experimental settings as specified in their original papers. For HLLM, due to computational constraints, we utilize TinyLlama-1.1B (Zhang et al., 2024c) as the item-LLM component, and the user-LLM is implemented as a custom Llama model (Touvron et al., 2023) with two hidden layers, trained from scratch using the following settings: learning rate of $1e-4$, batch size of 2, training for 5 epochs, and a negative sampling ratio of 1024 negative samples per positive sample.

A.4 Hyperparameter Sensitivity Analysis

We investigate the sensitivity of the key hyperparameter τ , which determines the similarity threshold during user-item interaction graph construction, as described in Sec. 3.2. We systematically vary τ from 0.2 to 0.8 while maintaining all other experimental settings. Figure 6 illustrates the performance across four evaluation metrics (Recall@10/20 and NDCG@10/20) for three backbone models: SASRec, Bert4Rec, and TASTE.

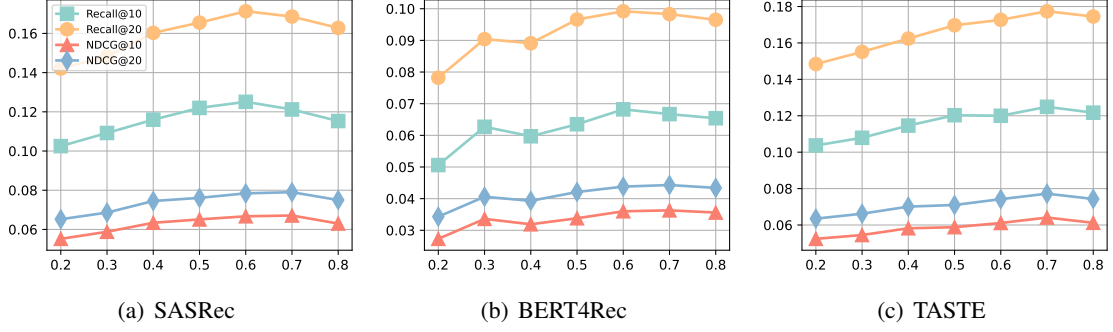


Figure 6: Hyperparameter Sensitivity Analysis. We conduct experiments on the threshold hyperparameter, τ , with results derived from the Amazon Beauty dataset using the SASRec 6(a), BERT4Rec 6(b), and TASTE 6(c) backbone models.

The results reveal a consistent pattern across all models and metrics. At lower τ values (0.2-0.4), the filtering mechanism is overly permissive, allowing too much noise in the interaction data and resulting in suboptimal performance. As τ increases to moderate values (0.5-0.6), we observe substantial performance improvements as irrelevant interactions are effectively filtered out. For instance, SASRec achieves peak R@10 performance at approximately $\tau = 0.6$, with similar bell-shaped trends evident across other models and metrics. When τ exceeds 0.7, the filtering becomes excessively strict, potentially discarding valuable interaction signals and causing performance deterioration.

A.5 Ablation Study on Different Filter Models

To evaluate the effectiveness of the M_{Filter} component in ConsRec, we conduct ablation studies comparing our approach with two alternative filter models—a vanilla T5 M_{Filter} initialized from the T5-base checkpoint without additional training, and a TASTE M_{Filter} trained specifically on recommendation data.

As shown in Table 6, ConsRec consistently outperforms both alternative implementations across all datasets, demonstrating the effectiveness of our proposed training strategy for the filter module. The vanilla T5 M_{Filter} exhibits the weakest performance, as it lacks domain-specific knowledge for recommendation tasks. The TASTE M_{Filter} shows improved performance due to its training on recommendation tasks, but its effectiveness is limited by exposure to only a single dataset during training. In contrast, our ConsRec M_{Filter} benefits from data-balanced pre-training across multiple datasets, resulting in more robust and generalizable item representations. This confirms that our training ap-

Dataset	Method	R@20	N@20
Beauty	ConsRec	0.1774	0.0772
	w/ T5 M_{Filter}	0.1761	0.0762
	w/ TASTE M_{Filter}	0.1767	0.0767
Sports	ConsRec	0.1082	0.0496
	w/ T5 M_{Filter}	0.1073	0.0457
	w/ TASTE M_{Filter}	0.1077	0.0471
Toys	ConsRec	0.1896	0.0826
	w/ T5 M_{Filter}	0.1879	0.0802
	w/ TASTE M_{Filter}	0.1883	0.0811
Yelp	ConsRec	0.1173	0.0509
	w/ T5 M_{Filter}	0.1169	0.0507
	w/ TASTE M_{Filter}	0.1170	0.0508

Table 6: Ablation Study on Different Filter Models in ConsRec.

proach effectively enhances the model’s ability to capture relevant item characteristics while maintaining strong generalization capabilities across different recommendation scenarios.

A.6 Case Studies

In Table 7, we present two examples from the Amazon Beauty and Yelp datasets to evaluate the effectiveness of ConsRec. For each dataset, a user is randomly selected, and we illustrate the process of denoising user-interacted items by modeling user-consistent preferences. In the case studies, we detail the procedure of identifying the maximum connected subgraph from the user-interacted item graph for item denoising.

As shown in the first case from the Amazon Beauty dataset, the user primarily interacts with face cream products focused on moisturizing, such as “Bare Escentuals bareMinerals Purely Nourishing Moisturizer” and “Ole Henriksen Truth Creme Advanced Hydration”. However, the user accidentally clicks on a product—“VALENTINO

Case #1 in Amazon Beauty

Node_ID: n_1	Name: Bare Escentuals bareMinerals Purely Nourishing Moisturizer: Combination Skin
Description: ... Hydrate skin with this lightweight, remarkably effective moisturizer for improved firmness, elasticity ...	
Node_ID: n_2	Name: Ole Henriksen Truth Creme Advanced Hydration, 1.7 Fluid Ounce
Description: ... An effective and groundbreaking anti-aging moisturizer contains advanced hydration complexity that deliver ...	
Node_ID: n_3	Name: VALENTINO VALENTINA by Valentino for WOMEN: EAU DE PARFUM SPRAY 1.7 OZ
Description: ... Valentina By Valentino 1.7 Oz Eau De Parfum Spray ...	
Node_ID: n_4	Name: Boscia Oil-Free Nightly Hydration, 1.4-Fluid Ounce
Description: ... An oil-free nightly moisturizer that provides weightless hydration, combats excess oil and refines the look of ...	
Similarity: $S_{1,2} = 0.4441$, $S_{1,3} = 0.2527$, $S_{1,4} = 0.4608$, $S_{2,3} = 0.2125$, $S_{2,4} = 0.4477$, $S_{3,4} = 0.2049$	
Add Edge: (n_1, n_2) , (n_1, n_4) , (n_2, n_4)	
The maximum connected subgraph C_{max} is $\{1, 2, 4\}$, so that the filtered interaction sequence $\mathcal{H}_{\text{Filter}}$ is: $\{1, 2, 4\}$	

Case #2 in Yelp

Node_ID: n_1	Address: Las Vegas, NV	Name: Maggiano’s Little Italy
Description: ... Nightlife, Restaurants, Italian, Bars ...		
Node_ID: n_2	Address: Las Vegas, NV	Name: Lazy Dog Restaurant & Bar
Description: ... Nightlife, Food, Beer, Wine & Spirits, Pizza, Burgers ...		
Node_ID: n_3	Address: Las Vegas, NV	Name: Spay & Neuter Center of Southern Nevada
Description: ... Veterinarians, Pets, Pet Services ...		
Node_ID: n_4	Address: Las Vegas, NV	Name: Weera Thai Restaurant - Sahara
Description: ... Restaurants, Beer, Wine & Spirits, Food, Vegetarian, ..., Seafood, Bars, Nightlife ...		
Similarity: $S_{1,2} = 0.5926$, $S_{1,3} = 0.4699$, $S_{1,4} = 0.5121$, $S_{2,3} = 0.4865$, $S_{2,4} = 0.5150$, $S_{3,4} = 0.3932$		
Add Edge: (n_1, n_2) , (n_1, n_4) , (n_2, n_4)		
The maximum connected subgraph C_{max} is $\{1, 2, 4\}$, so that the filtered interaction sequence $\mathcal{H}_{\text{Filter}}$ is: $\{1, 2, 4\}$		

Table 7: Case Studies. We present cases from two datasets, Amazon Beauty and Yelp. Different colors are highlighted to distinguish preference types: **Blue** represents majority preference, and **Orange** represents discrete interaction.

VALENTINA by Valentino for WOMEN: EAU DE PARFUM SPRAY 1.7 OZ”—due to their instant interests, which are significantly different in terms of both product types and attributes. In detail, while other items in the sequence emphasize “hydrating” and “moisturizing”, the “Parfum Spray” is unrelated to these preferences. When ConsRec constructs the user-interacted item graph, the “Parfum Spray” product fails to form edges with other items, indicating that this interaction is likely an outlier and should be excluded from user-interacted items. Consequently, the denoised item sequence $\mathcal{H}_{\text{Filter}}$ includes only products aligned with the consistent preferences of a specific user, such as moisturizing creams, enabling the recommendation module to better model user behavior from the user-item interactions.

In the second case, we present a specific user

from the Yelp dataset who visits various locations. This user primarily interacts with places characterized by attributes such as “Nightlife”, “Restaurants”, and “Bars”, demonstrating a consistent pattern of preferences. However, one of the interacted locations—the “Spay & Neuter Center of Southern Nevada”—is a pet hospital, which is distinct from the user-consistent preference for nightlife and dining. Although this pet hospital is situated on the same street as other frequently visited locations, it likely represents an occasional visit rather than a reflection of the general behavior of the user. ConsRec assigns a lower similarity score between this noisy item and other user-interacted items, effectively excluding the noisy item from the sequence of user-interacted history. This enables the recommendation model to focus on more representative items, such as “Maggiano’s Little Italy” and

“Weera Thai Restaurant”.

A.7 Theoretical Analysis of Consistent User Preference Modeling via ConsRec

Preliminary. Let $\mathcal{H} = \{v_1, \dots, v_n\}$ be the full interaction history of a user. The consistent user preference set P can be represented:

$$P \subseteq \mathcal{H}, |P| = m, \quad (17)$$

and the remaining items set can be denoted:

$$N = \mathcal{H} \setminus P, |N| = n - m. \quad (18)$$

Then, we denote the user interaction graph as an undirected graph:

$$G_{\mathcal{U}} = (\mathcal{H}, \mathcal{E}). \quad (19)$$

Here $(v_i, v_j) \in \mathcal{E} \iff \cos(\vec{v}_i, \vec{v}_j) = S_{ij} \geq \tau$, where the fixed threshold $\tau \in (0, 1)$. In the user interaction graph $G_{\mathcal{U}}$, if every pair of nodes in a set can be connected by a path, then this set of nodes is called a “connected component”. We denote the collection of all connected components as:

$$\mathcal{C} = \{C_1, C_2, \dots, C_\ell\}, \quad (20)$$

where each connected component $C_k \subseteq \mathcal{H}$ and $C_i \cap C_j = \emptyset$ for all $i \neq j$. Then, we denote

$$C_{\max} = \arg \max_{1 \leq k \leq \ell} |C_k| \quad (21)$$

as the connected component with the maximum number of nodes. Above all, our main claim is that the maximum connected component C_{\max} is exactly the user preference set P .

Assumptions. We need the following three weakest conditions to support the subsequent derivation.

(i) Every pair of nodes belongs to P is similar:

$$\forall v_i, v_j \in P : S_{ij} \geq \tau. \quad (22)$$

(ii) There is no edge between any noise node in N and any preferred node in P :

$$\forall v_i \in P, v_j \in N : S_{ij} < \tau; \quad (23)$$

(iii) Even if noise nodes have high similarity and form small clusters, their scale will not exceed that of the preference set P :

$$\forall \{C_1^N, \dots, C_q^N\} \subseteq \mathcal{C} : \max_{1 \leq r \leq q} |C_r^N| < m. \quad (24)$$

Lemmas. The following three lemmas correspond to assumptions (i)-(iii), respectively.

(1) *The preference set is the connected component.* By assumption (i), $\forall v_i, v_j \in P$, then $S_{ij} \geq \tau$, so that $(v_i, v_j) \in \mathcal{E}$. If any two nodes in the set P are directly connected to each other, then P forms a complete graph, which necessarily constitutes a connected component.

(2) *Noise nodes and preference nodes are not in the same component.* By assumption (ii), $\forall v_i \in P, v_j \in N$, then $S_{ij} < \tau$, which implies that there is no direct edge between v_i and v_j . If a noise node and a preferred node are in the same connected component, there must exist a path between the two nodes. However, as long as there is one transition from a noise node to a preferred node, it will violate assumption (ii). Therefore, such a path cannot exist. Consequently, all noise nodes and the connected component belong to different components.

(3) *There is an upper bound on the scale of the noise cluster.* By assumption (iii), any connected component C_r^N composed solely of noise nodes satisfies $|C_r^N| < m$.

Proof of Proposition. We prove the two directions $v \in P \iff v \in C_{\max}$.

If $v \in P$, then $v \in C_{\max}$. By lemma (1) and lemma (3), any two nodes in P are connected by an edge, so that P itself forms a connected component, which we denote by C_P , and $|C_P| = |P| = m$. Then, each noise node has no edges with P , and there are no edges between noise nodes. So all noise nodes are either isolated or form small components with size less than m . Therefore, among all components, $|C_P|$ is the largest. Hence $C_{\max} = C_P$, and thus $P \subseteq C_{\max}$.

If $v \in C_{\max}$, then $v \in P$. Suppose, for contradiction, there exists $v_k \in N \cap C_{\max}$. Since $C_{\max} = C_P$, v_k is connected to some $v_i \in P$, and there must be a path passing through several edges. However, by lemma (2) and lemma (3), there is no noise node connected to any node in P , and there are no edges between noise nodes. So, it is impossible to construct a path from v_k to v_i . Therefore, noise nodes cannot appear in C_{\max} . Hence, $C_{\max} \subseteq P$.

Thus, we can prove that $C_{\max} = P$.