

# Learning to Route Queries across Knowledge Bases for Step-wise Retrieval-Augmented Reasoning

Chunyi Peng<sup>1\*</sup>, Zhipeng Xu<sup>1\*</sup>, Zhenghao Liu<sup>1†</sup>, Yishan Li<sup>3</sup>, Yukun Yan<sup>2</sup>,  
Shuo Wang<sup>2</sup>, Zhiyuan Liu<sup>2</sup>, Yu Gu<sup>1</sup>, Minghe Yu<sup>1</sup>, Ge Yu<sup>1</sup>, Maosong Sun<sup>2</sup>

<sup>1</sup>School of Computer Science and Engineering, Northeastern University, China

<sup>2</sup>Department of Computer Science and Technology, Institute for AI, Tsinghua University, China

<sup>3</sup>ModelBest Inc.

hm.cypeng@gmail.com

## Abstract

Multimodal Retrieval-Augmented Generation (MRAG) has shown promise in mitigating hallucinations in Multimodal Large Language Models (MLLMs) by incorporating external knowledge during generation. Existing MRAG methods typically adopt a static retrieval pipeline that fetches relevant information from multiple Knowledge Bases (KBs), followed by a refinement step. However, these approaches overlook the reasoning and planning capabilities of MLLMs to dynamically determine how to interact with different KBs during the reasoning process. To address this limitation, we propose R1-Router, a novel MRAG framework that learns to decide *when* and *where* to retrieve knowledge based on the evolving reasoning state. Specifically, R1-Router can generate follow-up queries according to the current reasoning step, routing these intermediate queries to the most suitable KB, and integrating external knowledge into a coherent reasoning trajectory to answer the original query. Furthermore, we introduce Step-wise Group Relative Policy Optimization (Step-GRPO), a tailored reinforcement learning algorithm that assigns step-specific rewards to optimize the reasoning behavior of MLLMs. Experimental results on various open-domain QA benchmarks across multiple modalities demonstrate that R1-Router outperforms baseline models by over 7%. Further analysis shows that R1-Router can adaptively and effectively leverage diverse KBs, reducing unnecessary retrievals and improving efficiency and accuracy. All codes are available at <https://github.com/OpenBMB/R1-Router>

## 1 Introduction

Retrieval-Augmented Generation (RAG) methods [2, 28, 44] empower Large Language Models (LLMs) to access external knowledge from textual sources such as Wikipedia, research papers, and web pages [6, 61, 27]. This external information functions as a form of “memory” that the models can consult during inference [4, 15, 62], helping to mitigate hallucinations and enhance performance on lots of knowledge-intensive tasks [10, 18, 29]. However, in real-world scenarios, such an external “memory” often derives from diverse knowledge bases, such as image-caption pairs, textual documents, and tabular data. These play a distinct role in supporting models in acquiring diverse knowledge for answering queries. Existing Multimodal RAG (MRAG) approaches [1, 54, 60] typically perform one-time retrieval from predefined knowledge bases and aim to refine the retrieved knowledge for enhancing the generation process [34]. This design limits the ability of Multimodal

\* indicates equal contribution.

† indicates corresponding author.

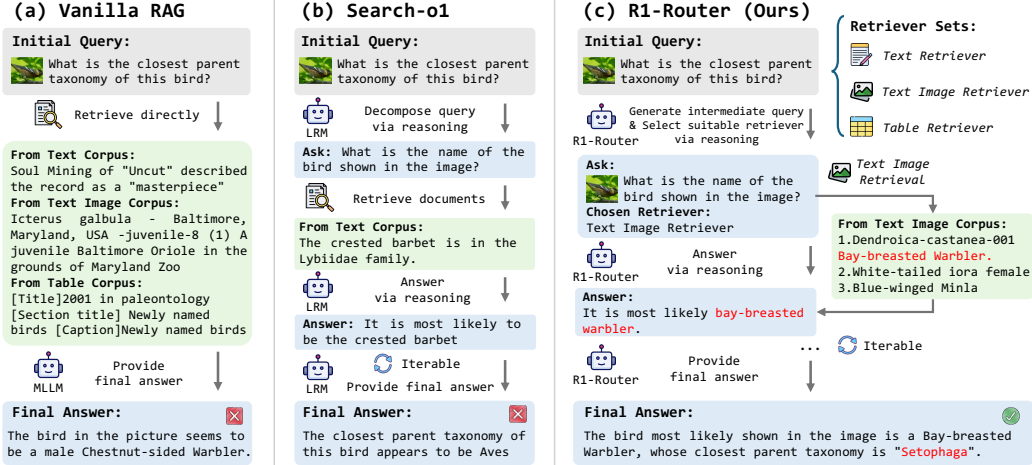


Figure 1: Comparison of Different RAG Architectures.

LLMs (MLLMs) to interact dynamically with different Knowledge Bases (KBs) and fails to fully meet the information needs of MLLMs during reasoning [41, 46, 59, 22].

To address this limitation, existing research has explored iterative retrieval strategies to elicit more relevant information that satisfies the knowledge requirements of MLLMs for answering queries [37, 41, 48]. These methods typically prompt MLLMs to decompose the input query, retrieve external knowledge for each sub-query, and incorporate the retrieved evidence into the input context for final answer generation. While effective, these approaches often rely on predefined retrieval pipelines prioritizing a single dominant modality, thus limiting their flexibility in acquiring information from diverse KBs [32, 59]. To mitigate this rigidity, recent work has proposed modular frameworks that leverage a planner to dynamically adjust retrieval actions based on the current sub-query and route queries to specific KBs [32, 57, 59]. However, these frameworks primarily depend on the query routing capabilities of MLLMs, without fully exploiting their reasoning abilities [53]. This reliance constrains the dynamic and adaptive potential of MLLMs in querying different KBs as information needs evolve during the solution of complex RAG tasks [8, 19].

Furthermore, recent studies have explored leveraging Large Reasoning Models (LRMs) [20, 33, 47, 55] as backbone models to enhance the planning and reasoning capabilities of the RAG framework [12, 30]. These approaches allow LRMs to invoke retrievers during the reasoning process, enabling dynamic retrieval of knowledge when encountering uncertain or incomplete information [30]. In addition, recent advances have employed the Reinforcement Learning (RL) method to optimize LLMs in learning when to trigger retrieval actions during the reasoning process [11, 45, 63, 23]. Despite these successes, existing LRM-based methods primarily focus on the textual modality and lack multimodal perception capabilities [38, 55], making them unable to deal with queries of different modalities and determine the most appropriate knowledge source for retrieval.

In this paper, we propose R1-Router, a novel framework that enables MLLMs to dynamically determine *when* and *where* to acquire external knowledge by selecting the next action based on the current state of the reasoning process. As illustrated in Figure 1, R1-Router allows MLLMs to generate a query when additional knowledge is required, route it to the appropriate knowledge base, and continue reasoning based on previously reasoning results. This iterative process continues until the maximum number of reasoning steps is reached or when the model determines that sufficient information has been gathered to produce a final answer. To effectively train R1-Router, we introduce Step-wise Group Relative Policy Optimization (Step-GRPO), which provides step-specific rewards to guide optimization throughout the reasoning trajectory. Experiments on different QA tasks demonstrate the effectiveness of R1-Router, showing substantial improvements over different RAG models. Powered by Step-GRPO, R1-Router is capable of deeper, step-by-step reasoning and exhibits strong generalization to various QA scenarios. Moreover, R1-Router demonstrates high flexibility in accessing different knowledge bases, thus significantly reducing the number of retrieval steps needed to produce accurate answers in both Visual QA and Table QA tasks.

## 2 Related Work

RAG methods [36, 43, 62] with multiple Knowledge Bases (KBs) extend RAG approaches [28, 44, 40] by retrieving knowledge from various sources, thereby enhancing their ability to address more complex and diverse real-world applications [1, 5, 58, 26]. These methods typically route the query to a predefined KB—such as tables or image descriptions—and then conduct a single retrieval to seek knowledge to support MLLMs during generation [13, 52]. Nevertheless, such a fixed and rigid retrieval strategy limits the RAG’s ability to address user queries that require knowledge from different knowledge sources, which is essential for generating accurate and reliable answers [57, 35, 62].

To address the problem, recent studies further explore training or prompting Multimodal LLMs (MLLMs) as agents to adaptively plan the retrieval strategies to dynamically select the appropriate modality of the corpus for retrieval to assist MLLMs in generating accurate responses [59, 32, 57]. Some methods [57] propose a unified retriever-controller architecture that selects modality-specific retrievers based on the query type and context, enabling routing queries for different tasks. OmniSearch [32] introduces a modular pipeline that decomposes complex queries and assigns sub-queries to modality-appropriate retrievers, effectively integrating diverse knowledge sources. CogPlanner [59] leverages LLM-based agents to perform reasoning-driven decomposition and retrieval planning, coordinating when and where to retrieve external information across multiple modalities to support the iterative RAG modeling. However, these methods rely on prompting or supervised fine-tuning to guide MLLMs in routing queries to different KBs, rather than leveraging the intrinsic reasoning capability of MLLMs, thereby limiting their generalization ability [17, 56].

To better incorporate retrieval into the reasoning process, recent approaches have leveraged Reinforcement Learning (RL) [24] to optimize text-based RAG models, including methods such as DPO [39] and GRPO [42]. DeepRAG [19] employs a binary decision tree and applies DPO to train the model to decide whether to respond directly or retrieve before answering, based on user preference signals. ReSearch [11] unifies retrieval and reasoning within the GRPO framework, using feedback from the final answer accuracy to guide the training process and enhance performance on complex queries. R1-searcher [45] adopts a two-stage and outcome-driven RL training strategy to improve the search capabilities of LLMs, enabling them to autonomously invoke external search tools to access a specific KB during reasoning. However, these outcome-based optimization methods rely on coarse-grained training signals and lack fine-grained supervision for intermediate decisions, making it difficult to avoid unnecessary or suboptimal retrieval steps that may negatively affect the final answer.

## 3 Methodology

This section introduces our proposed method, R1-Router, which enables MLLMs to retrieve knowledge from multiple knowledge sources during reasoning autonomously. We first present an overview of how R1-Router adaptively decides when and where to retrieve relevant information in the reasoning process (Sec. 3.1). We then describe how R1-Router optimizes MLLMs for searching knowledge via the Step-wise Group Relative Policy Optimization (Step-GRPO) algorithm (Sec. 3.2).

### 3.1 The Overview Framework of R1-Router

Given an initial query  $q_0$  and a hybrid knowledge base (KB)  $D$ , R1-Router performs a step-by-step reasoning to retrieve relevant information and generate the final answer  $a$ :

$$(q_0, D) \xrightarrow{\text{R1-Router}(\mathcal{R})} a, \quad (1)$$

where the input query  $q_0$  is from different modalities, such as text or image. The knowledge base  $D$  comprises heterogeneous sources, including image-caption pairs, textual documents, and tabular data, enabling MLLMs to integrate knowledge from different KBs for query answering.

The reasoning process  $\mathcal{R}$  conducted by R1-Router consists of  $n + 1$  steps:

$$\mathcal{R} = \underbrace{\{t_1, (q_1, s_1), a_1\}}_{\mathcal{R}_1}, \dots, \underbrace{\{t_n, (q_n, s_n), a_n\}}_{\mathcal{R}_n}, \underbrace{\{t_{n+1}, q_0, a_{n+1}\}}_{\mathcal{R}_{n+1}}. \quad (2)$$

The first  $n$  steps  $\mathcal{R}_{1:n}$  focus on retrieving relevant evidence from different KBs. In the final step  $n + 1$ , R1-Router integrates the collected knowledge  $\{a_1, \dots, a_n\}$  during previous reasoning with

the initial query  $q_0$  to generate the final answer  $a_{n+1}$ . Then we describe the details of knowledge accumulation  $\mathcal{R}_{1:n}$  and final answer generation  $\mathcal{R}_{n+1}$  reasoning steps of R1-Router.

**Step-wise Knowledge Gathering.** At each reasoning step  $\mathcal{R}_i$  ( $1 \leq i \leq n$ ), R1-Router first produces an intermediate reasoning output  $t_i$  to assess whether the collected information so far suffices to answer the initial query  $q_0$ :

$$t_i = \text{MLLM}(q_0, \mathcal{R}_{1:i-1}). \quad (3)$$

Based on  $q_0$ , the reasoning history  $\mathcal{R}_{1:i-1}$ , and the current reasoning output  $t_i$ , R1-Router generates a follow-up query  $q_i$  and selects a retriever identifier  $s_i$ :

$$(q_i, s_i) = \text{MLLM}(q_0, \mathcal{R}_{1:i-1}, t_i), \quad (4)$$

where  $s_i$  is the retriever identifier to determine which KB to search from. The retriever identifier  $s_i$  can be “Text Retriever”, “Text Image Retriever”, or “Table Retriever”, each corresponding to a specific retriever that queries a subset of the hybrid knowledge base  $D$ . Using the selected retriever  $s_i$ , R1-Router queries the corresponding sub-KB  $D(s_i)$  with the intermediate query  $q_i$  to retrieve relevant evidence  $d_i$ :

$$d_i = \text{Search}(q_i, D(s_i)). \quad (5)$$

The MLLM then produces a response  $a_i$  to answer the intermediate query  $q_i$ , based solely on the current context tuple  $(t_i, q_i, d_i)$ :

$$a_i = \text{MLLM}(t_i, q_i, d_i). \quad (6)$$

**Final Answer Generation.** After completing the first  $n$  step reasoning  $\mathcal{R}_{1:n}$ , R1-Router proceeds to generate the final answer. At the  $n + 1$ -th step, the MLLM determines that no additional evidence is required and sets the follow-up query to “None” or  $n$  comes to the maximum reasoning step. Thus, we replace the “None” with the initial query  $q_0$  to get the final answer:

$$\mathcal{R}_{n+1} = \{t_{n+1}, \text{None} \rightarrow q_0, a_{n+1}\}. \quad (7)$$

In this final step, the MLLM generates the answer  $a_{n+1}$  according to the integration of the initial query  $q_0$ , the full reasoning trajectory  $\mathcal{R}_{1:n}$ , and the reasoning result  $t_{n+1}$ :

$$a_{n+1} = \text{MLLM}(q_0, \mathcal{R}_{1:n}, t_{n+1}). \quad (8)$$

### 3.2 Optimizing MLLMs to Route Queries Across KBs Using Step-GRPO

R1-Router first collects a ground truth reasoning trajectory  $\mathcal{R}^* = \mathcal{R}_1^*, \dots, \mathcal{R}_n^*, \mathcal{R}_{n+1}^*$  that can help to produce the correct answer for the initial query  $q_0$ . It then introduces Step-GRPO, a method that extends Group Relative Policy Optimization (GRPO) [42] to optimize MLLMs for retrieving information across different KBs  $D$  and performing step-wise reasoning. Specifically, at each reasoning step  $\mathcal{R}_i$ , the model is conditioned on the previous ground truth reasoning steps  $\mathcal{R}_{1:i-1}^*$  and trained to generate the next step reasoning result  $\mathcal{R}_i$ .

**Step-wise Reward Modeling in R1-Router.** To optimize each reasoning step  $\mathcal{R}_i$ , R1-Router defines two types of rewards,  $r^{(1)}$  and  $r^{(2)}$ , to guide the model in (1) acquiring appropriate information  $d_i$  and (2) producing a more accurate answer  $a_i$  within the exploration trajectory.

First,  $r^{(1)}$  encourages the model to ask more targeted queries and correctly route them to relevant KBs during the reasoning step  $\mathcal{R}_i$  ( $1 \leq i \leq n$ ). This involves two components: (i) a query reward  $r_{\text{ask}}(q_i)$ , which measures the semantic similarity between the generated query  $q_i$  and the corresponding golden query in  $\mathcal{R}_i^*$  using the BGE-M3 embedding model [9]; and (ii) a routing reward  $r_{\text{route}}(s_i)$ , which evaluates whether the model correctly selects an appropriate retrieval to search from a relevant subset of the KB. The overall reward  $r^{(1)}$  is defined as:

$$r^{(1)} = r_{\text{format}}(q_i, s_i) \times (\alpha r_{\text{ask}}(q_i) + \beta r_{\text{route}}(s_i)), \quad (9)$$

where  $\alpha$  and  $\beta$  are hyperparameters balancing the importance of query relevance and correct routing. The formatting reward  $r_{\text{format}}(q_i, s_i)$  ensures that both the query and the retriever identifier are enclosed in special tokens, respectively.

Second, to optimize the answer  $a_i$  at each step  $\mathcal{R}_i$ , we define the following reward:

$$r^{(2)} = r_{\text{format}}(a_i) \times r_{\text{answer}}(a_i), \quad (10)$$

where  $r_{\text{answer}}(a_i)$  evaluates whether the generated answer  $a_i$  is correct. We assess the answer quality by using accuracy and F1-Recall [32]. The F1-Recall is applied to intermediate answers  $a_i$

( $1 \leq i \leq n$ ), which often correspond to long and complex LLM-generated references. And, for the final answer  $a_{n+1}$ , we use the accuracy for evaluation, due to the short golden reference. The formatting reward  $r_{\text{format}}(a_i)$  enforces that the answer is enclosed in the special tokens. More details on the fine-grained reward design are provided in Appendix A.3.

**Step-GRPO Objective.** To optimize the policy model for multi-step reasoning tasks effectively, R1-Router adopts a Step-GRPO objective that explicitly computes the policy advantage at each intermediate reasoning step. Given a query  $q_0$  that requires  $n$  reasoning steps  $\mathcal{R}$ , Step-GRPO samples a set of outputs at each intermediate step  $i$  and minimizes the following objective:

$$\mathcal{L} = \sum_{i=1}^n [\mathcal{L}_{\text{GRPO}}((q_0, \mathcal{R}_{1:i-1}^*, r^{(1)})) + \mathcal{L}_{\text{GRPO}}((q_i^*, d_i^*), r^{(2)})] + \mathcal{L}_{\text{GRPO}}((q_0, \mathcal{R}_{1:n}^*), r^{(2)}), \quad (11)$$

where  $q_i^*$  and  $d_i^*$  denote the golden query and retrieved documents from the  $i$ -th golden reasoning step  $\mathcal{R}_i^*$ . The final term,  $\mathcal{L}_{\text{GRPO}}((q_0, \mathcal{R}_{1:n}^*), r^{(2)})$  corresponds to the  $(n+1)$ -th step that focuses solely on generating the final answer  $a$  based on the initial query  $q_0$  and the full reasoning trajectory  $\mathcal{R}_{1:n}$ . Each GRPO loss term  $\mathcal{L}_{\text{GRPO}}(x, r)$  is computed over a batch of sampled trajectories from the old policy model  $\pi_{\theta_{\text{old}}}$ , given an input  $x$  and reward  $r$ :

$$\mathcal{L}_{\text{GRPO}}(x, r) = -\frac{1}{G} \sum_{k=1}^G \frac{1}{|\mathcal{O}_k|} \sum_{t=1}^{|\mathcal{O}_k|} \left[ \min \left( \frac{\pi_{\theta}(o_{k,t} \mid x, o_{k,<t})}{\pi_{\theta_{\text{old}}}(o_{k,t} \mid x, o_{k,<t})} \hat{A}_{k,t}(r), \right. \right. \\ \left. \left. \text{clip} \left( \frac{\pi_{\theta}(o_{k,t} \mid x, o_{k,<t})}{\pi_{\theta_{\text{old}}}(o_{k,t} \mid x, o_{k,<t})}, 1 - \epsilon, 1 + \epsilon \right) \hat{A}_{k,t}(r) \right) \right], \quad (12)$$

where  $\epsilon$  is a clipping hyperparameter and  $\pi_{\theta}$  is the current policy model. Each  $\mathcal{O}_k$  denotes a sampled token sequence from  $\pi_{\theta_{\text{old}}}$ , and  $o_{k,t}$  represents the  $t$ -th token in the  $k$ -th sampled trajectory  $\mathcal{O}_k$ . For the input  $x$ , we sample a group of responses  $\{\mathcal{O}_1, \mathcal{O}_2, \dots, \mathcal{O}_G\}$  for a given input  $x$ , and their rewards  $\{r_1, r_2, \dots, r_G\}$  are obtained via the reward functions  $r^{(1)}$  or  $r^{(2)}$ . The normalized advantage estimated score  $\hat{A}_{k,t}(r)$  for each token is calculated as:

$$\hat{A}_{k,t}(r) = \frac{r_k - \text{mean}(\{r_1, r_2, \dots, r_G\})}{\text{std}(\{r_1, r_2, \dots, r_G\})}. \quad (13)$$

## 4 Experimental Methodology

This section describes the datasets, evaluation metrics, baselines, and implementation details.

**Datasets.** We first introduce the datasets used in our experiments, followed by the data statistics for golden reasoning trajectory construction.

Our experiments incorporate three QA scenarios: Text QA (2WikiMultihopQA [21]), Visual QA (InfoSeek [16], Dyn-VQA [32], and WebQA [6]), and Table QA (Open-WikiTable [25] and TabFact [14]). Specifically, we use 2WikiMultihopQA, InfoSeek, and Open-WikiTable for training and evaluation, while Dyn-VQA, TabFact, and WebQA are used for evaluation to assess the generalization capability of R1-Router. We adopt specialized retrievers tailored to each modality to support different QA tasks. For textual retrieval, we utilize BGE-M3 [9] to retrieve relevant passages from the Wikipedia dump<sup>3</sup>. For multimodal scenarios, we employ UniIR [50] as a unified text-image retriever, retrieve related images from the M-BEIR corpus [50] and use corresponding image descriptions for augmentation. For table retrieval, we follow the setup of Open-WikiTable [25], using the same dense retriever and table corpus. More details are shown in Appendix A.1.

To construct golden reasoning trajectories for training R1-Router, we employ R1-Distill-Qwen-32B [20] and Qwen2.5-VL-7B [3] to generate candidate reasoning paths. We then filter these reasoning trajectories by verifying whether they lead to correct answers. After processing, we obtain 441 reasoning trajectories (containing 2,686 steps) for training and 119 trajectories (758 steps) for development. Further details on the data construction process are provided in Appendix A.2.

**Evaluation Metrics.** We utilize *F1-Recall* as our evaluation metric for all the tasks, which calculates the ratio of standard tokens between model responses and ground truth, following prior work [32].

<sup>3</sup><https://dumps.wikimedia.org>

Table 1: Overall Performance of R1-Router and Baselines (**best** and the second are highlighted). All baseline RAG methods use Qwen2.5-VL-7B as backbone, except Search-O1 (R1-Distill-Qwen-7B).

Method	KBs	In Distribution			Out of Distribution			Avg.
		Open-WikiTable	2WikiMQA	InfoSeek	Dyn-VQA	TabFact	WebQA	
Vanilla Models								
Qwen2.5-VL-7B	-	21.28	48.35	43.06	36.31	18.10	76.07	40.53
R1-Distill-Qwen-32B	-	22.75	<u>51.78</u>	37.20	<b>39.98</b>	19.10	79.41	41.70
RAG Methods w/o KB Routing								
Vanilla RAG	Text	15.38	48.20	31.88	13.26	29.20	79.04	36.16
Vanilla RAG	Image	13.77	43.95	43.03	14.03	27.50	79.76	37.01
Vanilla RAG	Table	<u>53.35</u>	41.89	33.37	12.29	27.90	75.73	40.76
Vanilla RAG	All	49.99	48.31	39.06	14.12	34.90	76.63	43.84
IRCoT	Text	5.78	24.70	16.80	16.61	5.20	46.16	19.21
IRCoT	Image	5.32	18.94	27.47	18.04	2.10	47.06	19.82
IRCoT	Table	35.52	11.13	17.22	14.95	8.30	44.46	21.93
IRCoT	All	39.44	25.77	23.41	22.23	9.60	49.48	28.32
IterRetGen	Text	14.59	50.07	39.59	36.18	30.60	83.88	42.49
IterRetGen	Image	12.38	43.93	41.35	32.66	30.80	84.50	40.94
IterRetGen	Table	36.74	42.91	40.53	32.44	36.90	83.58	45.52
IterRetGen	All	38.95	50.99	40.94	36.08	38.60	84.19	<u>48.29</u>
Search-O1	Text	9.72	28.12	18.52	16.40	29.60	16.78	<u>19.86</u>
RAG Methods w/ KB Routing								
CogPlanner	All	16.50	49.28	42.23	36.60	33.10	84.82	43.76
UniversalRAG	All	31.12	47.30	37.25	11.91	26.00	79.48	38.84
OmniSearch	All	7.72	31.02	24.45	18.94	2.30	58.02	23.24
R1-Router	All	<b>53.95</b>	<b>55.47</b>	<b>43.60</b>	<u>39.24</u>	<b>52.40</b>	<b>90.92</b>	<b>55.93</b>

**Baselines.** We compare R1-Router with several baseline methods, including vanilla (M)LLMs, vanilla RAG models, iterative RAG models, and RAG models with Knowledge Base (KB) routing.

For vanilla (M)LLM modeling, the model directly receives the query along with the image and generates answers without any retrieval process. In contrast, for LLMs without multimodal capabilities, the input image is first converted into a detailed textual description via image captioning provided by MLLMs. The vanilla RAG model incorporates retrieved evidence as additional context to assist MLLMs in answering queries [43, 40]. We also evaluate three representative iterative RAG models: IRCoT [48], IterRetGen [41], and Search-O1 [30]. Both IRCoT and IterRetGen conduct a fixed number of retrieval iterations to gather relevant knowledge from KBs progressively. The key distinction lies in their query generation strategies: IRCoT generates a chain-of-thought (CoT) [51] as the follow-up queries, whereas IterRetGen relies on the MLLM to generate potential queries based on the current state. Search-O1 further conducts adaptive retrieval [22] for QA tasks, which integrates retrieval actions into the deep reasoning process of LLMs [20]. Additionally, we compare three RAG models that design the KB routing mechanism for retrieval: CogPlanner [59], UniversalRAG [57], and OmniSearch [32]. UniversalRAG implements a routing module to dispatch queries to appropriate KBs and conducts a single-step retrieval. CogPlanner extends this by enabling iterative retrieval: the MLLM is prompted to generate sub-queries and select suitable KBs after each step. Unlike CogPlanner, OmniSearch fine-tunes MLLMs using synthetic data and the InfoSeek dataset [16], enabling them to act as planners that autonomously select relevant knowledge sources. More implementation details of the baseline methods are provided in Appendix A.5.

**Implementation Details.** We adopt Qwen2.5-VL-7B [3] as the backbone model for our proposed R1-Router. R1-Router is trained on  $8 \times$  NVIDIA A100-80GB GPUs, with hyperparameters  $\epsilon = 0.2$ ,  $\alpha = 0.5$  and  $\beta = 0.5$ , using a learning rate of  $1e-6$ , a group sampling size of 8, and for 15 epochs. To prevent infinite retrieval loops, we limit the number of retrieval iterations to at most 3 ( $n \leq 3$ ). After knowledge accumulation, the initial query  $q_0$  is re-fed into the model to produce the final answer through the  $n + 1$ -th reasoning step  $\mathcal{R}_{n+1}$ .

## 5 Evaluation Results

In this section, we first present the performance of R1-Router across various QA tasks, including Text QA, Visual QA, and Table QA. We then conduct ablation studies to examine the effectiveness of

Table 2: Ablation Study.

Method	In Distribution			Out of Distribution			Avg.
	Open-WikiTable	2WikiMQA	InfoSeek	Dyn-VQA	TabFact	WebQA	
R1-Router w/ Random Routing							
Prompt	18.88	41.44	25.70	25.16	25.90	77.79	35.81
SFT	24.60	41.91	27.35	27.09	43.10	79.81	40.64
Step-GRPO	44.03	51.08	40.56	38.18	50.50	90.66	52.50
R1-Router w/ Self-Routing							
Prompt	23.97	41.56	24.43	26.19	25.20	77.94	36.55
SFT	28.12	42.65	31.35	29.62	47.71	76.75	42.70
Step-GRPO	53.95	55.47	43.60	39.24	52.40	90.92	55.93

different training strategies. Next, we analyze how R1-Router performs adaptive retrieval during the reasoning process. Finally, we provide case studies to analyze the behavior of R1-Router.

### 5.1 Overall Performance

The overall performance of R1-Router and baseline methods is shown in Table 1. For both vanilla and iterative RAG models, we evaluate two retrieval settings for evaluation: (1) retrieving 5 documents individually from each modality-specific KB (text, image, or table), and (2) aggregating all 15 documents retrieved from these KBs.

Overall, R1-Router consistently outperforms all baseline models, achieving an average performance gain of approximately 7%. Notably, R1-Router shows consistent improvements by adaptively routing queries to different KBs to collect information, highlighting its strong generalization ability and potential to serve as a universal solution for dealing with different QA tasks. Compared to RAG models without KB routing, R1-Router exhibits clear advantages by dynamically routing queries to different KBs for information retrieval. Within the group of RAG baselines lacking KB routing, incorporating evidence retrieved from multiple KBs leads to noticeable improvements in QA performance, indicating that different KBs contribute complementary information that supports MLLMs in answering queries. In addition, IterRetGen achieves substantially better performance than the vanilla RAG model, illustrating that iterative retrieval can help accumulate more related and sufficient information to answer these complex queries. While Search-O1 encourages Large Reasoning Models (LRMs) to perform adaptive retrieval during reasoning, it performs worse than other models. This may be attributed to the limitations of prompting-based methods in effectively guiding LRMs to utilize retrieval tools, a capability that may not have been sufficiently learned during pretraining [23]. Furthermore, R1-Router outperforms RAG approaches equipped with KB-based routing, highlighting its effectiveness in extending the deep reasoning capabilities of MLLMs for QA tasks. Thrived on our Step-GRPO strategy, R1-Router jointly improves both routing and reasoning capabilities of MLLMs, leading to a more effective and adaptable RAG framework.

### 5.2 Ablation Studies

This section conducts ablation studies to evaluate the effectiveness of different training strategies, including Prompt, SFT, and Step-GRPO. To assess the contribution of KB routing, we further compare two evaluation settings: (1) random routing, where a KB is selected at random for each intermediate query, and (2) self-routing, where the MLLM itself determines the most relevant KB.

As shown in Table 2, R1-Router (Step-GRPO) consistently outperforms all baselines, yielding over 10% improvements across all tasks. This result highlights the effectiveness of Step-GRPO in guiding the MLLM through multi-step reasoning and structured knowledge acquisition. While R1-Router (SFT) achieves slight gains over Prompt-based methods on datasets, such as 2WikiMultihopQA, InfoSeek, and WebQA, indicating that only using SFT for model optimization makes R1-Router lack generalization across diverse QA scenarios. In contrast, R1-Router (Step-GRPO) yields more consistent and significant improvements across all tasks, demonstrating its superior ability of reasoning and knowledge accumulation through RL optimization. Notably, even when combined with random routing, R1-Router (Step-GRPO) maintains robust performance gains over Prompt and SFT

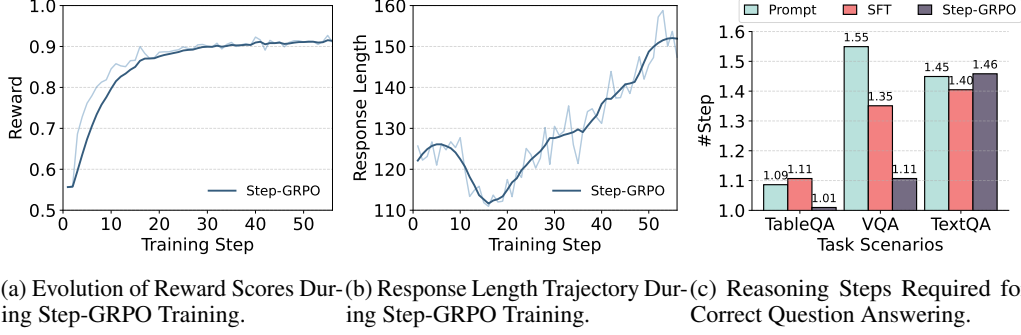


Figure 2: Performance of Step-GRPO Training Method.

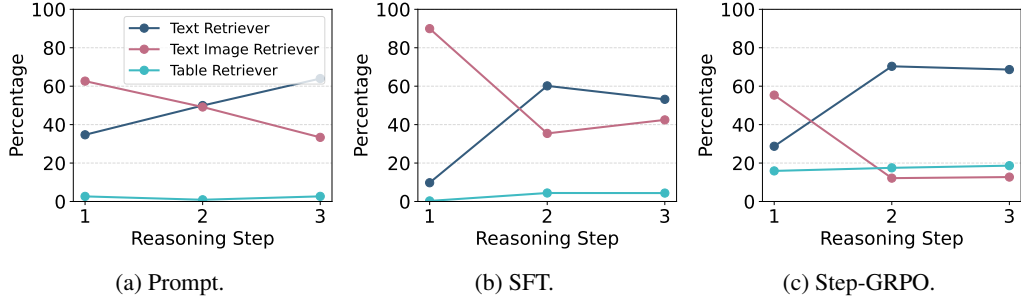


Figure 3: Query Routing Performance on VQA During the Reasoning Process of R1-Router. Three training strategies are compared, including Prompt, SFT, and Step-GRPO.

methods, suggesting that its benefits stem not only from routing precision but also from more effective reasoning and intermediate query generation. By further incorporating self-routing, R1-Router (Step-GRPO) achieves an additional 3% improvement. This confirms the effectiveness of R1-Router in dynamically selecting relevant KBs, producing more accurate answers.

### 5.3 Analyzing the Behavior of R1-Router in Adaptive Retrieval and Reasoning

In this section, we first examine the effectiveness of Step-GRPO in enabling MLLMs to perform adaptive reasoning and retrieval. We then analyze the KB routing behaviors across different models to understand their knowledge-seeking strategies better.

**Effectiveness of Step-GRPO.** As illustrated in Figure 2, we evaluate the impact of our Step-GRPO training method on improving MLLMs’ reasoning capabilities. In both Figures 2a and 2b, we show the progression of reward scores and response lengths during training, respectively. As training progresses, the reward scores steadily increase and eventually plateau, indicating that the quality of generated responses improves. Meanwhile, response lengths initially decrease and then increase, suggesting that Step-GRPO helps MLLMs explore reasoning strategies step by step and ultimately generates longer and more complete reasoning trajectories. Figure 2c presents the average number of reasoning steps required to answer queries correctly. We categorize all test data into three types—Table QA, Visual QA (VQA), and Text QA—based on the kind of knowledge needed. In the TextQA scenario, Step-GRPO performs comparably to other training strategies in terms of average reasoning steps, indicating that deeper reasoning alone may not reduce retrieval complexity for purely textual queries. In contrast, in both VQA and Table QA scenarios, R1-Router significantly reduces the number of reasoning steps, demonstrating its effectiveness in guiding MLLMs to route queries more efficiently across different KBs for conducting more effective knowledge usage.

**Routing Preferences of R1-Router During Reasoning.** We further investigate how Step-GRPO reduces reasoning steps by analyzing the evolution of routing preferences throughout the reasoning process of R1-Router. As shown in Figure 3, we compute the proportion of selected KBs at each reasoning step on the VQA task. Compared with R1-Router (Prompt), the R1-Router (SFT) model demonstrates a rigid retrieval pattern, inherited mainly from dataset-specific biases. It tends first to

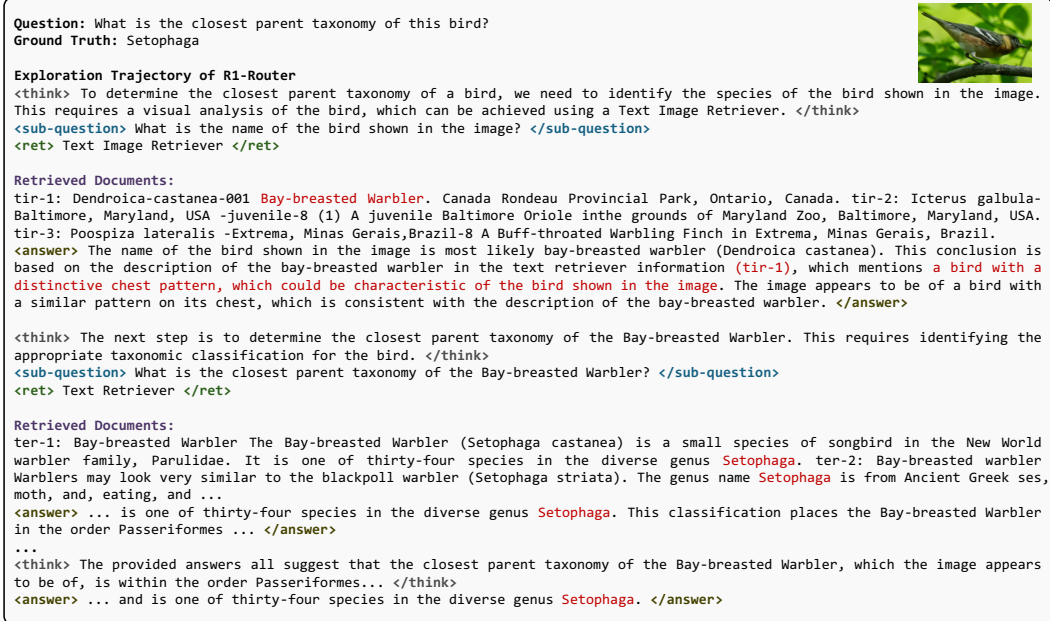


Figure 4: An Example from the Visual QA Task Demonstrating the Performance of R1-Router.

use the Text-Image Retriever to obtain relevant visual descriptions from the predefined task-specific KB. Then, it alternates between the Text-Image Retriever and the Text Retriever to search for multiple KBs. In contrast, Step-GRPO encourages more adaptive and flexible routing behavior. Specifically, R1-Router (Step-GRPO) increasingly shifts its retrieval preference from the Text-Image Retriever to the Text Retriever, indicating that textual knowledge (e.g., from Wikipedia) often plays a more crucial role in answering visual queries. Moreover, it selectively employs the Table Retriever when appropriate, demonstrating its ability to leverage multimodal KBs based on the information need adaptively. This adaptive knowledge-seeking behavior highlights the potential of Step-GRPO in enabling more generalizable and flexible RAG systems for multimodal QA tasks.

## 5.4 Case Study

To further demonstrate the effectiveness of R1-Router, we present a case study from the InfoSeek dataset on a VQA task. As illustrated in Figure 4, we show the step-by-step reasoning process of R1-Router for a query that asks for the closest parent taxonomy of the bird depicted in the image.

In the first reasoning step, R1-Router initiates a deliberation process and decomposes the task into a subgoal: conducting a visual analysis. It formulates an intermediate query—“What is the name of the bird shown in the image?”—and selects the Text-Image Retriever to obtain relevant visual information. By leveraging this retriever, R1-Router retrieves image descriptions of semantically similar images from the knowledge base, which include key entities such as “Bay-breasted Warbler”, that describe the bird in the given image. Notably, R1-Router performs a reflection step to verify that the bird is indeed a Bay-breasted Warbler, based on distinctive visual features (e.g., chest patterns) mentioned in the retrieved evidence. This demonstrates the effectiveness of R1-style deep reasoning in RAG-based modeling. In the second step, R1-Router formulates a follow-up query—“What is the closest parent taxonomy of the bay-breasted warbler?”—and selects the Text Retriever to collect factual knowledge. Using the retrieved content, R1-Router identifies the genus of the Bay-breasted Warbler as “Setophaga” and ultimately outputs the correct final answer. This case study demonstrates the ability of R1-Router to dynamically decide when and from which knowledge source to retrieve information during problem-solving, showcasing its strong reasoning and retrieval planning capabilities.

## 6 Conclusion

This paper proposes R1-Router, a method designed to dynamically determine when and where to retrieve relevant knowledge during reasoning. Specifically, R1-Router introduces Step-wise Group Relative Policy Optimization (Step-GRPO). This optimization algorithm computes step-specific rewards at intermediate reasoning steps to guide MLLMs to learn how to retrieve information from different knowledge bases during reasoning. Experimental results show that R1-Router can conduct practical retrieval actions across multiple knowledge bases and perform iterative reasoning conditioned on the current problem-solving context. This enables it to effectively tackle complex queries requiring multi-step reasoning and heterogeneous information sources. Moreover, R1-Router provides a promising step toward building generalizable RAG systems by enabling MLLMs to effectively manage diverse knowledge sources and handle a broad range of query types.

## References

- [1] Mohammad Mahdi Abootorabi, Amirhosein Zobeiri, Mahdi Dehghani, Mohammadali Mohammadkhani, Bardia Mohammadi, Omid Ghahroodi, Mahdieh Soleymani Baghshah, and Ehsaneddin Asgari. Ask in any modality: A comprehensive survey on multimodal retrieval-augmented generation. *arXiv preprint arXiv:2502.08826*, 2025.
- [2] Akari Asai, Zeqiu Wu, Yizhong Wang, Avirup Sil, and Hannaneh Hajishirzi. Self-rag: Learning to retrieve, generate, and critique through self-reflection. In *The Twelfth International Conference on Learning Representations*, 2023.
- [3] Shuai Bai, Keqin Chen, Xuejing Liu, Jialin Wang, Wenbin Ge, Sibong Song, Kai Dang, Peng Wang, Shijie Wang, Jun Tang, et al. Qwen2. 5-vl technical report. *arXiv preprint arXiv:2502.13923*, 2025.
- [4] Zechen Bai, Pichao Wang, Tianjun Xiao, Tong He, Zongbo Han, Zheng Zhang, and Mike Zheng Shou. Hallucination of multimodal large language models: A survey. *arXiv preprint arXiv:2404.18930*, 2024.
- [5] Davide Caffagni, Federico Cocchi, Nicholas Moratelli, Sara Sarto, Marcella Cornia, Lorenzo Baraldi, and Rita Cucchiara. Wiki-llava: Hierarchical retrieval-augmented generation for multimodal llms. In *Proceedings of the IEEE/CVF Conference on Computer Vision and Pattern Recognition*, pages 1818–1826, 2024.
- [6] Yingshan Chang, Mridu Narang, Hisami Suzuki, Guihong Cao, Jianfeng Gao, and Yonatan Bisk. Webqa: Multihop and multimodal qa. In *Proceedings of the IEEE/CVF conference on computer vision and pattern recognition*, pages 16495–16504, 2022.
- [7] Danqi Chen, Adam Fisch, Jason Weston, and Antoine Bordes. Reading wikipedia to answer open-domain questions. *arXiv preprint arXiv:1704.00051*, 2017.
- [8] Hung-Ting Chen, Fangyuan Xu, Shane Arora, and Eunsol Choi. Understanding retrieval augmentation for long-form question answering. In *First Conference on Language Modeling*.
- [9] Jianlv Chen, Shitao Xiao, Peitian Zhang, Kun Luo, Defu Lian, and Zheng Liu. Bge m3-embedding: Multi-lingual, multi-functionality, multi-granularity text embeddings through self-knowledge distillation. *arXiv preprint arXiv:2402.03216*, 2024.
- [10] Jiawei Chen, Hongyu Lin, Xianpei Han, and Le Sun. Benchmarking large language models in retrieval-augmented generation. In *Proceedings of the AAAI Conference on Artificial Intelligence*, volume 38, pages 17754–17762, 2024.
- [11] Mingyang Chen, Tianpeng Li, Haoze Sun, Yijie Zhou, Chenzheng Zhu, Fan Yang, Zenan Zhou, Weipeng Chen, Haofen Wang, Jeff Z Pan, et al. Learning to reason with search for llms via reinforcement learning. *arXiv preprint arXiv:2503.19470*, 2025.
- [12] Qiguang Chen, Libo Qin, Jinhao Liu, Dengyun Peng, Jiannan Guan, Peng Wang, Mengkang Hu, Yuhang Zhou, Te Gao, and Wangxiang Che. Towards reasoning era: A survey of long chain-of-thought for reasoning large language models. *arXiv preprint arXiv:2503.09567*, 2025.

- [13] Wenhui Chen, Hexiang Hu, Xi Chen, Pat Verga, and William W Cohen. Murag: Multimodal retrieval-augmented generator for open question answering over images and text. *arXiv preprint arXiv:2210.02928*, 2022.
- [14] Wenhui Chen, Hongmin Wang, Jianshu Chen, Yunkai Zhang, Hong Wang, Shiyang Li, Xiyu Zhou, and William Yang Wang. Tabfact: A large-scale dataset for table-based fact verification. *arXiv preprint arXiv:1909.02164*, 2019.
- [15] Xiang Chen, Chenxi Wang, Yida Xue, Ningyu Zhang, Xiaoyan Yang, Qiang Li, Yue Shen, Lei Liang, Jinjie Gu, and Huajun Chen. Unified hallucination detection for multimodal large language models. *arXiv preprint arXiv:2402.03190*, 2024.
- [16] Yang Chen, Hexiang Hu, Yi Luan, Haitian Sun, Soravit Changpinyo, Alan Ritter, and Ming-Wei Chang. Can pre-trained vision and language models answer visual information-seeking questions? *arXiv preprint arXiv:2302.11713*, 2023.
- [17] Tianzhe Chu, Yuexiang Zhai, Jihan Yang, Shengbang Tong, Saining Xie, Dale Schuurmans, Quoc V Le, Sergey Levine, and Yi Ma. Sft memorizes, rl generalizes: A comparative study of foundation model post-training. *arXiv preprint arXiv:2501.17161*, 2025.
- [18] Yunfan Gao, Yun Xiong, Xinyu Gao, Kangxiang Jia, Jinliu Pan, Yuxi Bi, Yi Dai, Jiawei Sun, Haofen Wang, and Haofen Wang. Retrieval-augmented generation for large language models: A survey. *arXiv preprint arXiv:2312.10997*, 2, 2023.
- [19] Xinyan Guan, Jiali Zeng, Fandong Meng, Chunlei Xin, Yaojie Lu, Hongyu Lin, Xianpei Han, Le Sun, and Jie Zhou. Deeprag: Thinking to retrieval step by step for large language models. *arXiv preprint arXiv:2502.01142*, 2025.
- [20] Daya Guo, Dejian Yang, Haowei Zhang, Junxiao Song, Ruoyu Zhang, Runxin Xu, Qihao Zhu, Shirong Ma, Peiyi Wang, Xiao Bi, et al. Deepseek-r1: Incentivizing reasoning capability in llms via reinforcement learning. *arXiv preprint arXiv:2501.12948*, 2025.
- [21] Xanh Ho, Anh-Khoa Duong Nguyen, Saku Sugawara, and Akiko Aizawa. Constructing a multi-hop qa dataset for comprehensive evaluation of reasoning steps. *arXiv preprint arXiv:2011.01060*, 2020.
- [22] Zhengbao Jiang, Frank F Xu, Luyu Gao, Zhiqing Sun, Qian Liu, Jane Dwivedi-Yu, Yiming Yang, Jamie Callan, and Graham Neubig. Active retrieval augmented generation. In *Proceedings of the 2023 Conference on Empirical Methods in Natural Language Processing*, pages 7969–7992, 2023.
- [23] Bowen Jin, Hansi Zeng, Zhenrui Yue, Dong Wang, Hamed Zamani, and Jiawei Han. Search-r1: Training llms to reason and leverage search engines with reinforcement learning. *arXiv preprint arXiv:2503.09516*, 2025.
- [24] Leslie Pack Kaelbling, Michael L Littman, and Andrew W Moore. Reinforcement learning: A survey. *Journal of artificial intelligence research*, 4:237–285, 1996.
- [25] Sunjun Kweon, Yeonsu Kwon, Seonhee Cho, Yohan Jo, and Edward Choi. Open-wikitable: Dataset for open domain question answering with complex reasoning over table. *arXiv preprint arXiv:2305.07288*, 2023.
- [26] Aritra Kumar Lahiri and Qinmin Vivian Hu. Alzhemerrag: Multimodal retrieval augmented generation for pubmed articles. *arXiv preprint arXiv:2412.16701*, 2024.
- [27] Jakub Lála, Odhran O’Donoghue, Aleksandar Shtedritski, Sam Cox, Samuel G Rodrigues, and Andrew D White. Paperqa: Retrieval-augmented generative agent for scientific research. *arXiv preprint arXiv:2312.07559*, 2023.
- [28] Patrick Lewis, Ethan Perez, Aleksandra Piktus, Fabio Petroni, Vladimir Karpukhin, Naman Goyal, Heinrich Küttler, Mike Lewis, Wen-tau Yih, Tim Rocktäschel, et al. Retrieval-augmented generation for knowledge-intensive nlp tasks. *Advances in neural information processing systems*, 33:9459–9474, 2020.

- [29] Huayang Li, Yixuan Su, Deng Cai, Yan Wang, and Lemao Liu. A survey on retrieval-augmented text generation. *arXiv preprint arXiv:2202.01110*, 2022.
- [30] Xiaoxi Li, Guanting Dong, Jiajie Jin, Yuyao Zhang, Yujia Zhou, Yutao Zhu, Peitian Zhang, and Zhicheng Dou. Search-o1: Agentic search-enhanced large reasoning models. *arXiv preprint arXiv:2501.05366*, 2025.
- [31] Xinze Li, Sen Mei, Zhenghao Liu, Yukun Yan, Shuo Wang, Shi Yu, Zheni Zeng, Hao Chen, Ge Yu, Zhiyuan Liu, et al. Rag-ddr: Optimizing retrieval-augmented generation using differentiable data rewards. *arXiv preprint arXiv:2410.13509*, 2024.
- [32] Yangning Li, Yinghui Li, Xinyu Wang, Yong Jiang, Zhen Zhang, Xinran Zheng, Hui Wang, Hai-Tao Zheng, Fei Huang, Jingren Zhou, et al. Benchmarking multimodal retrieval augmented generation with dynamic vqa dataset and self-adaptive planning agent. *arXiv preprint arXiv:2411.02937*, 2024.
- [33] Zhong-Zhi Li, Duzhen Zhang, Ming-Liang Zhang, Jiaxin Zhang, Zengyan Liu, Yuxuan Yao, Haotian Xu, Junhao Zheng, Pei-Jie Wang, Xiuyi Chen, et al. From system 1 to system 2: A survey of reasoning large language models. *arXiv preprint arXiv:2502.17419*, 2025.
- [34] Weizhe Lin, Jinghong Chen, Jingbiao Mei, Alexandru Coca, and Bill Byrne. Fine-grained late-interaction multi-modal retrieval for retrieval augmented visual question answering. *Advances in Neural Information Processing Systems*, 36:22820–22840, 2023.
- [35] Zhenghao Liu, Xingsheng Zhu, Tianshuo Zhou, Xinyi Zhang, Xiaoyuan Yi, Yukun Yan, Yu Gu, Ge Yu, and Maosong Sun. Benchmarking retrieval-augmented generation in multi-modal contexts. *arXiv preprint arXiv:2502.17297*, 2025.
- [36] Lang Mei, Siyu Mo, Zhihan Yang, and Chong Chen. A survey of multimodal retrieval-augmented generation. *arXiv preprint arXiv:2504.08748*, 2025.
- [37] Linyong Nan, Weining Fang, Aylin Rasteh, Pouya Lahabi, Weijin Zou, Yilun Zhao, and Arman Cohan. Omg-qa: Building open-domain multi-modal generative question answering systems. In *Proceedings of the 2024 Conference on Empirical Methods in Natural Language Processing: Industry Track*, pages 1001–1015, 2024.
- [38] Xiaoye Qu, Yafu Li, Zhaochen Su, Weigao Sun, Jianhao Yan, Dongrui Liu, Ganqu Cui, Daizong Liu, Shuxian Liang, Junxian He, et al. A survey of efficient reasoning for large reasoning models: Language, multimodality, and beyond. *arXiv preprint arXiv:2503.21614*, 2025.
- [39] Rafael Rafailov, Archit Sharma, Eric Mitchell, Christopher D Manning, Stefano Ermon, and Chelsea Finn. Direct preference optimization: Your language model is secretly a reward model. *Advances in Neural Information Processing Systems*, 36:53728–53741, 2023.
- [40] Ori Ram, Yoav Levine, Itay Dalmedigos, Dor Muhlgay, Amnon Shashua, Kevin Leyton-Brown, and Yoav Shoham. In-context retrieval-augmented language models. *Transactions of the Association for Computational Linguistics*, pages 1316–1331, 2023.
- [41] Zhihong Shao, Yeyun Gong, Yelong Shen, Minlie Huang, Nan Duan, and Weizhu Chen. Enhancing retrieval-augmented large language models with iterative retrieval-generation synergy. *arXiv preprint arXiv:2305.15294*, 2023.
- [42] Zhihong Shao, Peiyi Wang, Qihao Zhu, Runxin Xu, Junxiao Song, Xiao Bi, Haowei Zhang, Mingchuan Zhang, YK Li, Y Wu, et al. Deepseekmath: Pushing the limits of mathematical reasoning in open language models. *arXiv preprint arXiv:2402.03300*, 2024.
- [43] Sahel Sharifymoghaddam, Shivani Upadhyay, Wenhui Chen, and Jimmy Lin. Unirag: Universal retrieval augmentation for multi-modal large language models. *arXiv preprint arXiv:2405.10311*, 2024.
- [44] Weijia Shi, Sewon Min, Michihiro Yasunaga, Minjoon Seo, Rich James, Mike Lewis, Luke Zettlemoyer, and Wen-tau Yih. Replug: Retrieval-augmented black-box language models. *arXiv preprint arXiv:2301.12652*, 2023.

- [45] Huatong Song, Jinhao Jiang, Yingqian Min, Jie Chen, Zhipeng Chen, Wayne Xin Zhao, Lei Fang, and Ji-Rong Wen. R1-searcher: Incentivizing the search capability in llms via reinforcement learning. *arXiv preprint arXiv:2503.05592*, 2025.
- [46] Weihang Su, Yichen Tang, Qingyao Ai, Zhijing Wu, and Yiqun Liu. Dragin: Dynamic retrieval augmented generation based on the real-time information needs of large language models. In *Proceedings of the 62nd Annual Meeting of the Association for Computational Linguistics (Volume 1: Long Papers)*, pages 12991–13013, 2024.
- [47] Qwen Team. Qwq-32b: Embracing the power of reinforcement learning, March 2025.
- [48] Harsh Trivedi, Niranjan Balasubramanian, Tushar Khot, and Ashish Sabharwal. Interleaving retrieval with chain-of-thought reasoning for knowledge-intensive multi-step questions. *arXiv preprint arXiv:2212.10509*, 2022.
- [49] Zhiguo Wang, Patrick Ng, Xiaofei Ma, Ramesh Nallapati, and Bing Xiang. Multi-passage bert: A globally normalized bert model for open-domain question answering. *arXiv preprint arXiv:1908.08167*, 2019.
- [50] Cong Wei, Yang Chen, Haonan Chen, Hexiang Hu, Ge Zhang, Jie Fu, Alan Ritter, and Wenhui Chen. Uniir: Training and benchmarking universal multimodal information retrievers. In *European Conference on Computer Vision*, pages 387–404. Springer, 2024.
- [51] Jason Wei, Xuezhi Wang, Dale Schuurmans, Maarten Bosma, Fei Xia, Ed Chi, Quoc V Le, Denny Zhou, et al. Chain-of-thought prompting elicits reasoning in large language models. *Advances in neural information processing systems*, 35:24824–24837, 2022.
- [52] Yin Wu, Quanyu Long, Jing Li, Jianfei Yu, and Wenya Wang. Visual-rag: Benchmarking text-to-image retrieval augmented generation for visual knowledge intensive queries. *arXiv preprint arXiv:2502.16636*, 2025.
- [53] Zhuofeng Wu, Richard Bai, Aonan Zhang, Jiatao Gu, VG Vinod Vydiswaran, Navdeep Jaitly, and Yizhe Zhang. Divide-or-conquer? which part should you distill your llm? In *Findings of the Association for Computational Linguistics: EMNLP 2024*, pages 2572–2585, 2024.
- [54] Peng Xia, Kangyu Zhu, Haoran Li, Hongtu Zhu, Yun Li, Gang Li, Linjun Zhang, and Huaxiu Yao. Rule: Reliable multimodal rag for factuality in medical vision language models. In *Proceedings of the 2024 Conference on Empirical Methods in Natural Language Processing*, pages 1081–1093, 2024.
- [55] Fengli Xu, Qianyu Hao, Zefang Zong, Jingwei Wang, Yunke Zhang, Jingyi Wang, Xiaochong Lan, Jiahui Gong, Tianjian Ouyang, Fanjin Meng, et al. Towards large reasoning models: A survey of reinforced reasoning with large language models. *arXiv preprint arXiv:2501.09686*, 2025.
- [56] Yi Yang, Xiaoxuan He, Hongkun Pan, Xiyan Jiang, Yan Deng, Xingtao Yang, Haoyu Lu, Dacheng Yin, Fengyun Rao, Minfeng Zhu, et al. R1-onevision: Advancing generalized multimodal reasoning through cross-modal formalization. *arXiv preprint arXiv:2503.10615*, 2025.
- [57] Woongyeong Yeo, Kangsan Kim, Soyeong Jeong, Jinheon Baek, and Sung Ju Hwang. Universalrag: Retrieval-augmented generation over multiple corpora with diverse modalities and granularities. *arXiv preprint arXiv:2504.20734*, 2025.
- [58] Shi Yu, Chaoyue Tang, Bokai Xu, Junbo Cui, Junhao Ran, Yukun Yan, Zhenghao Liu, Shuo Wang, Xu Han, Zhiyuan Liu, et al. Visrag: Vision-based retrieval-augmented generation on multi-modality documents. *arXiv preprint arXiv:2410.10594*, 2024.
- [59] Xiaohan Yu, Zhihan Yang, and Chong Chen. Unveiling the potential of multimodal retrieval augmented generation with planning. *arXiv preprint arXiv:2501.15470*, 2025.
- [60] Tao Zhang, Ziqi Zhang, Zongyang Ma, Yuxin Chen, Zhongang Qi, Chunfeng Yuan, Bing Li, Junfu Pu, Yuxuan Zhao, Zehua Xie, et al. m2rag: Multimodal retrieval-reflection-augmented generation for knowledge-based vqa. *arXiv preprint arXiv:2411.15041*, 2024.

- [61] Ziniu Zhang, Shulin Tian, Liangyu Chen, and Ziwei Liu. Mmina: Benchmarking multihop multimodal internet agents. *arXiv preprint arXiv:2404.09992*, 2024.
- [62] Ruochen Zhao, Hailin Chen, Weishi Wang, Fangkai Jiao, Xuan Long Do, Chengwei Qin, Bosheng Ding, Xiaobao Guo, Minzhi Li, Xingxuan Li, et al. Retrieving multimodal information for augmented generation: A survey. *arXiv preprint arXiv:2303.10868*, 2023.
- [63] Yuxiang Zheng, Dayuan Fu, Xiangkun Hu, Xiaojie Cai, Lyumanshan Ye, Pengrui Lu, and Pengfei Liu. Deepresearcher: Scaling deep research via reinforcement learning in real-world environments. *arXiv preprint arXiv:2504.03160*, 2025.

## A Appendix

### A.1 More Experimental Details of Knowledge Bases Using in R1-Router

**Retrievers.** We employ BGE-M3 [9] as our text retriever when R1-Router routing queries to the textual knowledge base. It utilizes textual queries to retrieve factual knowledge from the textual knowledge base, aiding MLLMs in generating more accurate answers. UniIR [50] is used as our text-image retriever to obtain visual descriptions based on the query text and the image. Specifically, UniIR independently encodes the query text and image, fuses their features into a unified multimodal representation, and retrieves the most relevant text-image pairs from the corpus. The textual components of these pairs are then used as our retrieved evidence. For the table knowledge base, we follow the Open-WikiTable [25] and use the same table retriever to search for relevant tables based on queries. Retrieval cases from different retrievers are shown in Figure 5.

**Retrieval Corpus.** For the text corpus, we use the English Wikipedia dump 20241020 as the source. Following prior work [7, 49], we extract the textual content from the dump and segment each article into multiple disjoint text blocks of 100 words each, which serve as the basic retrieval units. To ensure the quality of the text KB, we discard any text blocks containing fewer than 7 words, yielding a final collection of 52,493,415 passages. Each passage is further prepended with the title of the Wikipedia article from which it originates. For the text-image corpus, we follow the setting of UniIR [50] and adopt M-BEIR as our image description corpus, which contains over 5.6 million candidates. For the table corpus, we follow Open-WikiTable [25] and utilize their corpus as our table corpus, which includes 24,680 tables.

### A.2 Data Construction of Golden Reasoning Trajectories

To efficiently train and develop R1-Router, we construct a QA dataset with golden reasoning trajectories across different task scenarios. This subsection details the construction process.

**Data Sources.** We constructed the query-answer pairs by collecting samples from existing QA datasets spanning diverse task scenarios. Specifically, we used 2WikiMultihopQA [21] for Text QA, InfoSeek [16] for Visual QA (VQA), and Open-WikiTable [25] for Table QA. These datasets contain complex queries that often require multiple steps to be answered accurately.

**Data Synthesis.** We built an automated data pipeline to synthesize golden reasoning trajectories  $\mathcal{R}^*$  for training R1-Router. Specifically, we prompt LRMs or MLLMs to generate step-by-step reasoning trajectories iteratively, applying rejection sampling to filter and retain high-quality examples. The process of intermediate query generation and retriever identifier selection can be expressed as:

$$(q_i, s_i) = \mathcal{M}(q_0, \mathcal{R}_{1:i-1}), \quad (14)$$

where  $q_0$  represents the initial query,  $\mathcal{R}_{1:i-1}$  represents previous reasoning trajectories,  $q_i$  and  $s_i$  denote the intermediate query and the selected retriever identifier in the reasoning step  $i$ .  $\mathcal{M}$  denotes the LRM or MLLM used in our pipeline. For VQA tasks, we adopt Qwen2.5-VL-7B [3] as the foundation model, while for Table QA and Text QA tasks, we employ R1-Distill-Qwen-32B [20]. Then the intermediate answer generation steps can be expressed as:

$$a_i = \mathcal{M}(q_i, d_i), \quad (15)$$

where  $d_i$  represents the retrieved content, and  $a_i$  denotes the corresponding intermediate answer. The final answer generation step is formatted as:

$$a_{n+1} = \mathcal{M}(q_0, \mathcal{R}_{1:n}), \quad (16)$$

where  $a_{n+1}$  is the final answer generated. To ensure the quality of training data, we applied rejection sampling to filter the data, retaining only those reasoning paths whose answers achieve an accuracy of 1 respect to the ground-truth answer  $a_{n+1}^*$  as the ground-truth reasoning steps  $\mathcal{R}^*$ , which is formatted as:

$$\mathcal{R}^* = \left\{ \underbrace{(q_1, s_1), a_1}_{\mathcal{R}_1^*}, \dots, \underbrace{(q_n, s_n), a_n}_{\mathcal{R}_n^*}, \underbrace{(q_0, a_{n+1}^*)}_{\mathcal{R}_{n+1}^*} \right\} \Big|_{\text{Acc}(a_{n+1}, a_{n+1}^*)=1}, \quad (17)$$

thus providing a high-quality step-by-step training dataset for R1-Router.

**Data Statistics.** We show the data statistics for training, developing, and evaluation in Table 3. We train R1-Router with 199 reasoning trajectories for Text QA (totaling 1,250 reasoning steps), 99

Table 3: Data Statistics.

Split	Scenarios	Dataset	Total	
			Trajectory	Step
Training	TextQA	2WikiMultihopQA [21]	199	1,250
	VQA	InfoSeek [16]	99	545
	TableQA	Open-WikiTable [25]	139	865
Development	TextQA	2WikiMultihopQA [21]	51	326
	VQA	InfoSeek [16]	34	203
	TableQA	Open-WikiTable [25]	34	229
Evaluation	TextQA	2WikiMultihopQA [21]	1,000	-
	VQA	InfoSeek [16]	1,000	-
	VQA	Dyn-VQA [32]	715	-
	VQA	WebQA [6]	1,000	-
	TableQA	Open-WikiTable [25]	1,000	-
	TableQA	TabFact [14]	1,000	-

reasoning trajectories for VQA (totaling 545 reasoning steps), and 139 reasoning trajectories for Table QA (totaling 865 reasoning steps). In addition, we utilized a development set comprising 119 reasoning trajectories, which included a total of 758 reasoning steps. For evaluation, we randomly selected 1,000 samples from each dataset, except for the Dyn-VQA dataset, which contains only 715 samples—these were all used for testing.

### A.3 More Details on the Fine-grained Reward

**Format Reward.** We set the format reward to ensure the generated content is enclosed in special tokens. Specifically, the reasoning process of R1-Router, intermediate queries and invoked retrievers should be enclosed within the `<think>...</think>`, `<sub-question>...</sub-question>` and `<ret>...</ret>` tags, respectively. Based on the above format requirements, the format reward in this step can be defined as:

$$r_{\text{format}}(q_i, s_i) = \begin{cases} 1, & \text{if the format of } q_i \text{ and } s_i \text{ are correct} \\ 0, & \text{otherwise} \end{cases} \quad (18)$$

where  $q_i$  and  $s_i$  are the intermediate query and the identifier of the selected retriever at the  $i$ -th reasoning step. When generating the intermediate and final answer, we define the correct format of the reasoning process and answer should be enclosed within the `<think>...</think>` and `<answer>...</answer>` tags, respectively. Based on the above format requirements, the format reward in this step can be defined as:

$$r_{\text{format}}(a_i) = \begin{cases} 1, & \text{if the format of } a_i \text{ is correct} \\ 0, & \text{otherwise} \end{cases} \quad (19)$$

where  $a_i$  is the generated answer at the  $i$ -th reasoning step.

**Query Reward.** We define the query reward as the textual similarity between the generated intermediate query and the ground-truth intermediate query. Specifically, we employ BGE-M3-embedding [9] model as the encoder  $E(\cdot)$  to project them into a high-dimensional embedding space and compute their similarity, which can be expressed as:

$$r_{\text{ask}}(q_i) = \text{sim}(E(q_i), E(q_i^*)), \quad (20)$$

where  $q_i$  is the generated query at the  $i$ -th reasoning step and  $q_i^*$  is the ground truth query. The  $\text{sim}$  denotes the similarity function, where we use the dot product to calculate the similarity between  $q_i$  and  $q_i^*$ .

**Routing Reward.** We utilize the accuracy of knowledge bases routing as our routing reward, which is calculated as follows:

$$r_{\text{route}}(s_i) = \begin{cases} 1, & \text{if } s_i = s_i^* \\ 0, & \text{otherwise} \end{cases} \quad (21)$$

where  $s_i$  is the selected retriever identifier at the  $i$ -th reasoning step and  $s_i^*$  is the ground truth retriever identifier.

**Answer Reward.** We adopt F1-Recall [32] to compute the answer reward for intermediate answers  $a_i$  ( $1 \leq i \leq n$ ) at the  $i$ -th reasoning step, and accuracy to evaluate the final answer  $a_{n+1}$ . Specifically, the answer reward for intermediate answers  $a_i$  ( $1 \leq i \leq n$ ) can be expressed as:

$$r_{\text{answer}}(a_i) = \text{F1-Recall}(a_i, a_i^*), \quad (22)$$

where  $a_i^*$  represents the ground-truth intermediate answer at the  $i$ -th reasoning step. The F1-Recall can be calculated as:

$$\text{F1-Recall}(a_i, a_i^*) = \frac{|a_i \cap a_i^*|}{|a_i^*|}, \quad (23)$$

where  $|a_i \cap a_i^*|$  indicates the number of words in the intersection between the predicted answer  $a_i$  and the ground-truth answer  $a_i^*$ . For the predicted final answer  $a_{n+1}$ , the answer reward can be calculated using the Accuracy score:

$$r_{\text{answer}}(a_{n+1}) = \text{Acc}(a_{n+1}, a_{n+1}^*), \quad (24)$$

where  $a_{n+1}^*$  indicates the ground truth of the final answer. The Accuracy score is usually used to evaluate the performance of QA systems in existing works [2, 31].

#### A.4 Prompt Templates Used in R1-Router

The 8-shot prompt templates used by the R1-Router (Prompt) and R1-Router (SFT) methods for intermediate query generation and retriever selection across three task scenarios are shown in Figure 6, Figure 7, and Figure 8. The same prompt templates are applied during data construction, with samples containing incorrect final answers subsequently filtered out. We show the prompt templates of R1-Router (Step-GRPO) for query generation and routing in Figure 9. The prompt templates used by all R1-Router models for intermediate and final answer generation are shown in Figure 10 and Figure 11, respectively.

#### A.5 More Implementation Details of the Baseline Methods

In this section, we introduce the implementation details of the baseline methods used in our experiments.

**Vanilla Models.** We prompt Qwen2.5-VL-7B and R1-Distill-Qwen-32B to directly answer the initial query. For R1-Distill-Qwen-32B, we utilize Qwen2.5-VL-7B to produce detailed textual descriptions of the image and incorporate them into the input context to facilitate answer generation. The prompt templates used are shown in Figure 12.

**Vanilla RAG.** We use Qwen2.5-VL-7B as the foundation model to implement the Vanilla RAG methods and retrieve relevant knowledge from specific knowledge bases, incorporating the top-5 retrieved evidence pieces into the input context. We further concatenate these evidence pieces retrieved from multiple knowledge bases to expand the input context and evaluate the model’s ability to leverage information from diverse knowledge bases. The prompt template used for Vanilla RAG is illustrated in Figure 12.

**IRCoT.** We follow the paper [48] to implement IRCoT as our baseline method. IRCoT iteratively guides the model to generate a Chain-of-Thought (CoT) [51] after each retrieval step, using the final sentence of the CoT as the query for the next-turn retrieval until the CoT includes “The answer is” or reaches the maximum number of retrieval iterations. Then the final sentence of the CoT is considered the final answer. The 8-shot prompt modeling method we used to implement IRCoT is shown in Figure 13. The maximum number of iterations is set to 3.

**CogPlanner.** CogPlanner [59] prompts Qwen2.5-VL-7B to iteratively generate intermediate queries, decide whether retrieval is necessary, and select the appropriate knowledge base for retrieval. The iteration process terminates when the model determines that the accumulated information is sufficiently comprehensive and the current query is adequately clear. Subsequently, the model integrates all retrieved evidence to produce the final answer. The prompt templates used by CogPlanner are illustrated in Figure 14 and Figure 15.

**IterRetGen.** We adopt the Iterative Retrieve-and-Generate (IterRetGen) [41] framework as our baseline. IterRetGen alternates between iterative retrieval and generation and uses the retrieved

evidence and the current query to generate the new intermediate query for the next iteration. This iterative process continues until the model outputs “None” as the intermediate query or the maximum number of iterations is reached. The prompt template used for intermediate query generation is shown in Figure 15. We use Qwen2.5-VL-7B as the foundation model. The prompt templates used for intermediate answer generation and final answer generation are shown in Figure 16 and Figure 17. The maximum number of iterations is set to 3.

**Search-O1.** We implement Search-O1[30] based on their official codebase<sup>4</sup> and adopt R1-Distill-Qwen-7B [20] as the backbone reasoning model. When the model generates the special tokens `<|begin_search_query|>` and `<|end_search_query|>`, Search-O1 performs retrieval from a textual knowledge base using the generated query. The top-5 retrieved evidence pieces are then refined and incorporated into the reasoning chain using the tokens `<|begin_search_result|>` and `<|end_search_result|>`. This iterative retrieval and reasoning process continues until the model produces a final answer or the maximum number of reasoning steps is reached, which is set to 3.

**UniversalRAG.** We use the 8-shot prompt from their paper to implement UniversalRAG [57], guiding Qwen2.5-VL-7B to either directly answer the query or route to an appropriate knowledge base for retrieval. Once a knowledge base is selected, it formulates a search query to retrieve the top 5 relevant documents and uses them to generate the final answer. The retrieval setting is consistent with that of the R1-Router and the prompt template of UniversalRAG is shown in Figure 18.

**OmniSearch.** We implement OmniSearch [32] using their official checkpoints<sup>5</sup> and the prompt templates provided in their paper. The model is trained based on Qwen-VL-Chat via Supervised Fine-Tuning (SFT) on GPT-4V-generated synthetic data to enable MLLMs to iteratively generate intermediate queries and select appropriate knowledge bases to retrieve. The iterative process continues until the model outputs a “Final Answer” or reaches the maximum number of iterations. The prompts used for OmniSearch are shown in Figure 19.

## A.6 Additional Case Studies of R1-Router

In this subsection, we present additional case studies to further demonstrate the effectiveness of R1-Router. Specifically, we showcase examples from various task scenarios to illustrate how R1-Router adaptively plans intermediate queries, selects appropriate knowledge bases for retrieval, and integrates retrieved information to construct coherent reasoning trajectories.

We begin with the case shown in Figure 20, which is drawn from the Open-WikiTable QA dataset under the Table QA task. The example queries the length of Dell Curry’s tenure on the Toronto Raptors all-time C roster. R1-Router determines that no intermediate queries are necessary and directly employs the Table Retriever to obtain the relevant information. This highlights R1-Router’s capability to dynamically decide when to stop intermediate query generation and generate the final answer. Furthermore, in the second step, R1-Router accurately performs the reflection mechanism by verifying that Dell Curry’s tenure lasted four years (1999–2002), ensuring consistency across sub-questions and corresponding answers.

We next analyze the case illustrated in Figure 21, which comes from the Dyn-VQA dataset and belongs to the VQA task. The initial query for this case is: “What city was she born in?”, accompanied by the corresponding image. R1-Router uses the Text Image Retriever to obtain the image description to identify that the person in the image is “Emily Dickinson”. Then, it formulates a follow-up query “Where was Emily Dickinson born?”, and uses the textual knowledge base to supplement factual knowledge for problem-solving. Based on retrieved content, R1-Router identifies that the birth city of Emily Dickinson is Amherst, Massachusetts. Notably, R1-Router ceases generating further intermediate queries once the original question can be answered with the accumulated knowledge, demonstrating its ability to adaptively determine when sufficient information has been gathered for effective reasoning.

The final case, illustrated in Figure 22, is drawn from the 2WikiMultihopQA dataset, which belongs to the Text QA task. The question asks about the place of death of Anastasia of Serbia’s husband. R1-Router initially decides to clarify “Who was Anastasia of Serbia’s husband?” and selects the Text Retriever to obtain relevant information. Upon confirming that Anastasia of Serbia’s husband was

<sup>4</sup><https://github.com/sunnynexus/Search-o1>

<sup>5</sup><https://huggingface.co/Alibaba-NLP/OmniSearch-Qwen-VL-Chat-en>

Stefan Nemanja, R1-Router proceeds with the follow-up query, “Where did Stefan Nemanja die?”, and again utilizes the text retriever to gather the necessary knowledge. Then the R1-Router got the final answer “Hilandar Monastery” with the accumulated information. This case demonstrates that R1-Router is capable of generating high-quality subquestions that effectively decompose the original query and guide the reasoning process.

## **B Limitations and Societal Impacts**

**Limitations.** While R1-Router achieves strong performance by generating intermediate queries and selecting appropriate knowledge bases, its multi-step reasoning introduces additional inference overhead. In addition, the Step-GRPO training process relies on a small-scale synthetic dataset, which may still contain incorrect reasoning trajectories even after filtering. This can lead the model to acquire suboptimal reasoning patterns. Despite these limitations, R1-Router consistently outperforms all baselines, suggesting that its overall reasoning ability remains robust.

**Societal Impacts.** The effectiveness of R1-Router offers a new perspective for advancing multimodal RAG methods by enabling adaptive acquisition, management, and utilization of external knowledge distributed across heterogeneous sources. This capability lays a solid foundation for building a universal RAG system capable of handling real-world QA tasks, where knowledge often originates from diverse modalities and domains. Within such a system, MLLMs act as central agents that dynamically coordinate access to various knowledge bases and integrate retrieved information during reasoning. This paradigm enables goal-driven and context-aware interactions with external knowledge environments, closely aligning with human-like problem-solving processes.



Figure 5: Case Studies of Different Retrievers.

You are a professional question decomposition expert for multi-hop QA systems. Your task is to decompose complex questions into strictly single-hop sub-questions and select appropriate retrievers.

#### Strict Output Format:

<think>[Analyze the original question and determine the next required sub-question. Do NOT reveal answers or perform multi-hop reasoning.]</think><sub-question>[Exactly ONE single-hop question one time. If no further information is needed to answer the origin question, write 'None'.]</sub-question><ret> [Choose 1 retriever from: Text Retriever, Text Image Retriever, Table Retriever. Write 'None' if <sub-question> is 'None'.] </ret>

#### Critical Rules:

##### 1. Atomic Sub-question Definition:

- A sub-question is "atomic" only if:
  - a) It cannot be further decomposed into simpler questions
  - b) It requires exactly **one** retrieval action to answer
  - c) Does NOT depend on answers to previous sub-questions
  - d) It can be helpful to answer the origin question
- Example: ❌ "Find the capital and population of France" → ✅ Split into two sub-questions

##### 2. Retriever Selection Guidelines:

- `Text Retriever`:
  - For non-visual commonsense knowledge (e.g., "Define photosynthesis")
- `Text Image Retriever`:
  - When sub-question explicitly references visual elements (e.g., "Describe the painting style of...")
- `Table Retriever`:
  - For numerical/statistical queries (e.g., "GDP of Japan in 2020")

##### 3. Strict Prohibitions:

- Never combine multiple questions in <sub-question>
- Never mention retrieved content in <think>
- Never select retrievers for non-atomic questions

#### Examples:

**Example 1:** Origin question: Which magazine was started first Arthur's Magazine or First for Women?

Assistant: <think>The user wants to compare the starting dates of "Arthur's Magazine" and "First for Women" to see which one was established first.\n We'll begin by finding out when "Arthur's Magazine" started.\n This information might appear in textual descriptions.</think>\n<sub-question>When did the magazine 'Arthur's Magazine' start?</sub-question>\n<ret>Text Retriever</ret>

**Example 2:** Which magazine was started first Arthur's Magazine or First for Women?\nSub-question1: When did the magazine 'Arthur's Magazine' start?\nAnswer1: 'Arthur's Magazine' was started in 2002

Assistant: <think>We already found that "Arthur's Magazine" was started in 2002. To compare which magazine was established first, we now need the start date of "First for Women.\n This information might appear in textual descriptions.</think>\n<sub-question>When did the magazine 'First for Women' start?</sub-question>\n<ret>Text Retriever</ret>

**Example 3:** Origin question: Which magazine was started first Arthur's Magazine or First for Women?\nSub-question1: When did the magazine 'Arthur's Magazine' start?\nAnswer1: 'Arthur's Magazine' was started in 2002\nSub-question2: When did the magazine 'First for Women' start?\nAnswer2: 'First for Women' was started in 1880

Assistant: Sub-question: <think>Now we have both start dates: "Arthur's Magazine" (2002) and "First for Women" (1880). \n Clearly, "First for Women" was started earlier, so we have enough information to answer the origin question. </think>\n<sub-question>None</sub-question>\n<ret>None</ret>

**Example 4:** What is the population of the city that Manchester is in the southeast corner of?

Assistant: <think>The question asks for the population of the city where Manchester is in its southeast corner.\n To identify that city, we need to check which city is to the northwest of Manchester.\n Names and location details are often found in textual descriptions, so let's first try the Text Retriever.</think>\n<sub-question>which city is in the northwest of Manchester?</sub-question>\n<ret>Text Retriever</ret>

**Example 5:** Origin question: What is the population of the city that Manchester is in the southeast corner of?\nSub-question1: which city is in the northwest of Manchester?\nAnswer1: It's Bolton

Assistant: <think>We found out that the city in question is Bolton.\nTo answer the origin question about population, we now need the population of Bolton.\n Population data might be available in textual descriptions.</think>\n<sub-question>What is the population of Bolton?</sub-question>\n<ret>Text Retriever</ret>

**Example 6:** Origin question: What is the population of the city that Manchester is in the southeast corner of?\nSub-question1: which city is in the northwest of Manchester?\nAnswer1: It's Bolton\nSub-question2: What is the population of Bolton?\nAnswer2: It's about 2960K

Assistant: <think>We have identified the city (Bolton) and found its population is about 2960K. That fully answers the origin question about the population of the city in the southeast corner of Manchester. No further retrieval is needed.</think>\n<sub-question>None</sub-question>\n<ret>None</ret>

**Example 7:** Origin question: Who directed the film where Joe Pesci voiced the character of Harry Lyme?

Assistant: <think>The user wants to know who directed the film in which Joe Pesci voiced Harry Lyme. First, we need to identify the film itself. Information about Joe Pesci's roles should be in textual references.</think>\n<sub-question>What is the name of the film where Joe Pesci voiced the character of Harry Lyme?</sub-question>\n<ret>Text Retriever</ret>

**Example 8:** Origin question: When was the saxophonist who recorded A Love Supreme born?

Assistant: <think>We want the birthdate of the saxophonist who recorded "A Love Supreme."\n First, we need to identify the saxophonist. Because this is general knowledge about music history, a text-based reference should suffice.</think>\n<sub-question>Who is the saxophonist who recorded A Love Supreme?</sub-question>\n<ret>Text Retriever</ret>

Origin Question: {question}

Reasoning Trajectories : {current\_reasoning\_trajectories}

Figure 6: The Prompt Template of R1-Router (SFT) and R1-Router (Prompt) for Query Generation and Retriever Selection in TextQA tasks. We also use these prompt templates for data construction.

You are a professional question decomposition expert for multi-hop QA systems. Your task is to decompose complex questions into **strictly single-hop** sub-questions and select appropriate retrievers.

**Strict Output Format:**  
`<think>`[Analyze the original question and determine the next required sub-question. Do NOT reveal answers or perform multi-hop reasoning.]`</think>``<sub-question>`[Exactly ONE single-hop question one time. If no further information is needed to answer the origin question, write 'None'.]`</sub-question>``<ret>` [Choose 1 retriever from: Text Retriever, Text Image Retriever, Table Retriever. Write 'None' if `<sub-question>` is 'None'.] `</ret>`

**Critical Rules:**

- Atomic Sub-question Definition:**
  - A sub-question is "atomic" only if:
    - a) It cannot be further decomposed into simpler questions
    - b) It requires exactly **one** retrieval action\*\* to answer
    - c) Does NOT depend on answers to previous sub-questions
    - d) It can be helpful to answer the origin question
  - Example: ❌ "Find the capital and population of France" → ✅ Split into two sub-questions
- Retriever Selection Guidelines:**
  - `Text Retriever`:
    - For non-visual commonsense knowledge (e.g., "Define photosynthesis")
  - `Text Image Retriever`:
    - When sub-question explicitly references visual elements (e.g., "Describe the painting style of...")
  - `Table Retriever`:
    - For numerical/statistical queries (e.g., "GDP of Japan in 2020")
- Strict Prohibitions:**
  - Never combine multiple questions in `<sub-question>`
  - Never mention retrieved content in `<think>`
  - Never select retrievers for non-atomic questions

**Examples:**

**Example 1:** Origin question: which year did he win the world cup champion?  
Assistant: `<think>`We are asked about the year someone won the World Cup. The image might provide a clue, but first we need to identify who this person is. Let's begin by determining the identity of the person in the image.`</think>``<sub-question>`Who is this person in the image?`</sub-question>``<ret>`Text Image Retriever`</ret>`

**Example 2:** Origin question: which year did he win the world cup champion?  
Sub-question1: Who is this person in the image?  
Answer1: He is Leo Messi.  
Assistant: `<think>`We have identified the person in the image as Lionel Messi. Since the original question asks about the year he won the World Cup, this information may be available both in textual descriptions. We will use the Text Retriever to gather this information.`</think>``<sub-question>`Which year did Lionel Messi win the World Cup champion?`</sub-question>``<ret>`Text Retriever`</ret>`

**Example 3:** Origin question: which year did he win the world cup champion?  
Sub-question1: Who is this person in the image?  
Answer1: He is Leo Messi.  
Sub-question2: Which year did Lionel Messi win the World Cup champion?  
Answer2: He won the world cup champion in 2022.  
Assistant: `<think>`We have already identified that Lionel Messi won the World Cup in 2022, which answers the original question. Therefore, no further retrieval or sub-questions are needed.`</think>``<sub-question>`None`</sub-question>``<ret>`None`</ret>`

**Example 4:** Origin question: Who is the father of the actor who played the male protagonist in this movie?  
Assistant: `<think>`We are asked about the father of the actor who played the male protagonist in this movie. However, before we can determine the actor's father, we first need to identify which movie this is. The image is likely to provide clues, so we will use the Text Image Retriever to gather both image and text data to identify the movie. This approach allows us to handle both visual and textual information effectively.`</think>``<sub-question>`What movie is this poster from?`</sub-question>``<ret>`Text Image Retriever`</ret>`

**Example 5:** Origin question: Who is the father of the actor who played the male protagonist in this movie?  
Sub-question1: What movie is this poster from?  
Answer1: The movie's name is Titanic.  
Assistant: `<think>`Now that we know the movie is Titanic, we can focus on finding out who played the male protagonist. This is a straightforward textual query, and we will use the Text Retriever to retrieve this information from relevant sources.`</think>``<sub-question>`Who played the male protagonist in Titanic?`</sub-question>``<ret>`Text Retriever`</ret>`

**Example 6:** Origin question: Who is the father of the actor who played the male protagonist in this movie?  
Sub-question1: What movie is this poster from?  
Answer1: The movie's name is Titanic.  
Sub-question2: Who played the male protagonist in Titanic?  
Answer2: He is Leonardo DiCaprio.  
Assistant: `<think>`We have already identified the movie as Titanic and the actor who played the male protagonist as Leonardo DiCaprio. The next step is to find out who his father is. Since this is factual information, we will now use the Text Retriever to gather information about Leonardo DiCaprio's father.`</think>``<sub-question>`Who is the father of Leonardo DiCaprio?`</sub-question>``<ret>`Text Retriever`</ret>`

**Example 7:** Origin question: Who is the father of the actor who played the male protagonist in this movie?  
Sub-question1: What movie is this poster from?  
Answer1: The movie's name is Titanic.  
Sub-question2: Who played the male protagonist in Titanic?  
Answer2: He is Leonardo DiCaprio.  
Sub-question3: Who is the father of Leonardo DiCaprio?  
Answer3: He is George.  
Assistant: `<think>`We have already identified the movie as Titanic, the actor as Leonardo DiCaprio, and his father as George. Therefore, the original question about who is the father of the actor has already been answered. No further retrieval or sub-questions are needed.`</think>``<sub-question>`None`</sub-question>``<ret>`None`</ret>`

**Example 8:** Origin question: where is this man's mentor work in?  
Assistant: `<think>`The user is asking about the mentor of the man in the image and where his mentor works. The first step is to identify the man in the image. Once we know who he is, we can proceed to gather information about his mentor. Let's begin by identifying who this man is.`</think>``<sub-question>`Who is the person in this image?`</sub-question>``<ret>`Text Image Retriever`</ret>`

Origin Question: {question}  
Reasoning Trajectories : {current\_reasoning\_trajectories}

Figure 7: The Prompt Template of R1-Router (SFT) and R1-Router (Prompt) for Query Generation and Retriever Selection in VQA tasks. We also use this prompt template for data construction.

You are a professional question decomposition expert for multi-hop QA systems. Your task is to decompose complex questions into strictly single-hop sub-questions and select appropriate retrievers.

**Strict Output Format:**

<think>[Analyze the original question and determine the next required sub-question. Do NOT reveal answers or perform multi-hop reasoning.]</think><sub-question>[Exactly ONE single-hop question one time. If no further information is needed to answer the origin question, write 'None'.]</sub-question><ret> [Choose 1 retriever from: Text Retriever, Text Image Retriever, Table Retriever. Write 'None' if <sub-question> is 'None'.] </ret>

**Critical Rules:**

**1. Atomic Sub-question Definition:**

- A sub-question is "atomic" only if:
  - a) It cannot be further decomposed into simpler questions
  - b) It requires exactly **one** retrieval action\*\* to answer
  - c) Does NOT depend on answers to previous sub-questions
  - d) It can be helpful to answer the origin question
- Example: ❌ "Find the capital and population of France" → ✅ Split into two sub-questions

**2. Retriever Selection Guidelines:**

- `Text Retriever`:
  - For non-visual commonsense knowledge (e.g., "Define photosynthesis")
- `Text Image Retriever`:
  - When sub-question explicitly references visual elements (e.g., "Describe the painting style of...")
- `Table Retriever`:
  - For numerical/statistical queries (e.g., "GDP of Japan in 2020")

**3. Strict Prohibitions:**

- Never combine multiple questions in <sub-question>
- Never mention retrieved content in <think>
- Never select retrievers for non-atomic questions

**Examples:**

**Example 1:** Origin question: What is the CFL team that has held a position as ol since the 2004 CFL Draft Round 5?  
 Assistant: <think>The question asks about the CFL team and a position held by an OL since the 2004 CFL Draft. This is very likely to be in a table format, such as a record of team drafts and player positions. We will use the Table Retriever to retrieve relevant structured data from sources like the CFL draft tables.</think><sub-question>What CFL team has held a position as OL since the 2004 CFL Draft Round 5?</sub-question><ret>Table Retriever</ret>

**Example 2:** Origin question: What is the party with a 51.0% Brooklyn vote in the 1932 New York City mayoral election?  
 Assistant: <think>This question is asking for a specific political party with a 51% vote share in Brooklyn during the 1932 New York City mayoral election. This type of data is likely available in historical election result tables. We will use Table Retriever to retrieve relevant election data from a structured source.</think><sub-question>Which party received 51.0% of the Brooklyn vote in the 1932 New York City mayoral election?</sub-question><ret>Table Retriever</ret>

**Example 3:** Origin question: How many seasons have the Canterbury Bulldogs (8) won in Australian rugby league premieres since 1998 - National Rugby League?  
 Assistant: <think>The question asks about the number of seasons the Canterbury Bulldogs won in the Australian rugby league since 1998. This data is most likely available in a table, such as National Rugby League championship results. We will use Table Retriever to retrieve the relevant data from structured sources like NRL tables.</think><sub-question>How many seasons have the Canterbury Bulldogs won the Australian rugby league premieres since 1998?</sub-question><ret>Table Retriever</ret>

**Example 4:** Origin question: Among all the races of the Grands Prix of the 1992 Formula 1 season, what are all the places where the date is April 5th?  
 Assistant: <think>The question asks about specific dates during the 1992 Formula 1 season. The details about each race's location and date are typically stored in a table. We will use Table Retriever to look up the relevant data for the 1992 Formula 1 season and find all the races that took place on April 5th.</think><sub-question>What are all the places where the races of the 1992 Formula 1 season took place on April 5th?</sub-question><ret>Table Retriever</ret>

**Example 5:** Origin question: When was Erskine College founded for the current members of the Conference Carolinas?  
 Assistant: <think>This question asks about the founding year of Erskine College in relation to its membership in the Conference Carolinas. This is historical data that can be found in structured records (e.g., college data tables). We will use both Table Retriever to retrieve this information from appropriate sources.</think><sub-question>When was Erskine College founded for the current members of the Conference Carolinas?</sub-question><ret>Table Retriever</ret>

**Example 6:** Origin question: What are all the service dates recorded on 21 November 1945 for the Stena Line Holland BV vessels operated by the Zeeland Steamship Company (SMZ)?  
 Assistant: <think>This question is asking for service dates for specific vessels on a historical date. These kinds of records are typically available in structured historical tables or logs. We will use Table Retriever to get structured data.</think><sub-question>What are all the service dates recorded on 21 November 1945 for the Stena Line Holland BV vessels operated by the Zeeland Steamship Company?</sub-question><ret>Table Retriever</ret>

**Example 7:** Origin question: What is the total number of players for the Houston Rockets All-Time W Roster, where the years for Rockets are 2004-06?  
 Assistant: <think>This question involves the Houston Rockets All-Time W Roster from 2004-06, which is most likely recorded in structured sports data tables, such as player rosters. We will use the Table Retriever to retrieve this information from sports databases.</think><sub-question>What is the total number of players for the Houston Rockets All-Time W Roster, where the years for Rockets are 2004-06?</sub-question><ret>Table Retriever</ret>

**Example 8:** Origin question: What is the district for 1952 United States House of Representatives elections, 1988, Massachusetts?  
 Assistant: <think>This question is asking about a specific district for the 1952 United States House of Representatives elections in Massachusetts in 1988. Election data is often found in both structured tables (election results) and textual descriptions. We will use both Table Retriever to retrieve the election results from structured data.</think><sub-question>What is the district for the 1952 United States House of Representatives elections, 1988, Massachusetts?</sub-question><ret>Table Retriever</ret>

Origin Question: {question}  
 Reasoning Trajectories : {current\_reasoning\_trajectories}

Figure 8: The Prompt Template of R1-Router (SFT) and R1-Router (Prompt) for Query Generation and Retriever Selection in TableQA task. We also use this prompt template for data construction.

You are a professional question decomposition expert for multi-hop QA systems. Your task is to decompose complex questions into **strictly single-hop** sub-questions and select appropriate retrievers.

**Strict Output Format:**

<think>[Analyze the original question and determine the next required sub-question. Do NOT reveal answers or perform multi-hop reasoning.]</think><sub-question>[Exactly ONE single-hop question one time. If no further information is needed to answer the origin question, write 'None'.]</sub-question><ret> [Choose 1 retriever from: Text Retriever, Text Image Retriever, Table Retriever. Write 'None' if <sub-question> is 'None'.] </ret>

**Critical Rules:**

**1. Atomic Sub-question Definition:**

- A sub-question is "atomic" only if:
  - a) It cannot be further decomposed into simpler questions
  - b) It requires exactly **one** retrieval action to answer
  - c) Does NOT depend on answers to previous sub-questions
  - d) It can be helpful to answer the origin question
- Example: ✗ "Find the capital and population of France" → ✓ Split into two sub-questions

**2. Retriever Selection Guidelines:**

- `Text Retriever`:
  - For non-visual commonsense knowledge (e.g., "Define photosynthesis")
- `Text Image Retriever`:
  - When sub-question explicitly references visual elements (e.g., "Describe the painting style of...")
- `Table Retriever`:
  - For numerical/statistical queries (e.g., "GDP of Japan in 2020")

**3. Strict Prohibitions:**

- Never combine multiple questions in <sub-question>
- Never mention retrieved content in <think>
- Never select retrievers for non-atomic questions

Origin Question: {question}

Reasoning Trajectories : {current\_reasoning\_trajectories}

Figure 9: The Prompt Template of R1-Router (Step-GRPO) for Query Generation and Retriever Selection.

You are a professional question answering model. Your task is to carefully think through the question based on the information retrieved and then provide the final answer.

**Strict Output Format:**

<think>  
[Analyze the original question and the retrieved information. Break down the reasoning process step by step. Do NOT provide the final answer yet.]  
</think>  
<answer>  
[Provide the final answer based solely on the retrieved information.]  
</answer>

According to the related information searched, `ter` means this info is from text retriever, `tir` means this info is from text image retriever, `tar` means this info is from table retriever:{document}\n\n Give me the answer(with the format <answer> </answer>) to the Question: {question}

Figure 10: The Prompt Template of R1-Router for Intermediate Answer Generation. We use this prompt template for all R1-Router models, including R1-Router (SFT), R1-Router (Prompt) and R1-Router (Step-GRPO).

You are a professional question answering model. Your task is to carefully think through the question based on the sub-questions and its answers and then provide the final answer.

**Strict Output Format:**

<think>  
[Analyze the original question and sub-questions with its answers. Break down the reasoning process step by step. Do NOT provide the final answer yet.]  
</think>  
<answer>  
[Provide the final answer based solely on the information before.]  
</answer>

Reasoning Trajectories: {current\_reasoning\_trajectories}

Based on the information above, give me the final answer of the origin question: {question}

Figure 11: The Prompt Template of R1-Router for Final Answer Generation. We use this prompt template for all R1-Router models, including R1-Router (SFT), R1-Router (Prompt) and R1-Router (Step-GRPO).

Vanilla Models
Q:{question}
Q:{question} Image Caption:{caption}

Vanilla RAG Models
Below are related information searched, which may be helpful for answering the question later on:{document}
Question: {question}

Figure 12: Prompt Templates of Vanilla Models and Vanilla RAG Models.

**Examples:**

**User:** Retrieved Passages:\n Hypocrite (Spanish: Hipócrita..) is a 1949 Mexican thriller film directed by Miguel Morayta\n Q: When did the director of film Hypocrite (Film) die?\n A:

**Assistant:** The film Hypocrite was directed by Miguel Morayta.

**User:** Retrieved Passages:\n Miguel Morayta (15 August 1907 - 19 June 2013) was a Spanish film director and screenwriter.\n\n Q:When did the director of film Hypocrite (Film) die?\n A:The film Hypocrite was directed by Miguel Morayta.

**Assistant:** Miguel Morayta died on 19 June 2013.

**User:** Retrieved Passages:\n Hypocrite (Spanish: Hipócrita..) is a 1949 Mexican thriller film directed by Miguel Morayta\n Retrieved Passages:\n Miguel Morayta (15 August 1907 - 19 June 2013) was a Spanish film director and screenwriter.\n\n Q: When did the director of film Hypocrite (Film) die?\n A: The film Hypocrite was directed by Miguel Morayta. Miguel Morayta died on 19 June 2013.

**Assistant:** So the answer is: 19 June 2013.

**User:** Retrieved Passages:\n Coolie No. 1 is a 1995 Indian Hindi- language comedy film directed by David Dhawan\n Q: Do director of film Coolie No. 1 (1995 Film) and director of film The Sensational Trial have the same nationality?\n A:

**Assistant:** Coolie No. 1 (1995 film) was directed by David Dhawan.

**User:** Retrieved Passages:\n Coolie No. 1 is a 1995 Indian Hindi- language comedy film directed by David Dhawan\n Retrieved Passages:\n The Sensational Trial is a 1923 German silent film directed by Karl Freund\n Q: Do director of film Coolie No. 1 (1995 Film) and director of film The Sensational Trial have the same nationality?\n A: Coolie No. 1 (1995 film) was directed by David Dhawan.

**Assistant:** The Sensational Trial was directed by Karl Freund.

**User:** Retrieved Passages:\n Coolie No. 1 is a 1995 Indian Hindi- language comedy film directed by David Dhawan\n Retrieved Passages:\n The Sensational Trial is a 1923 German silent film directed by Karl Freund\n Retrieved Passages:\n Karl W. Freund, A.S.C. (January 16, 1890 - May 3, 1969) was a German cinematographer and film director\n Q: Do director of film Coolie No. 1 (1995 Film) and director of film The Sensational Trial have the same nationality?\n A: Coolie No. 1 (1995 film) was directed by David Dhawan. The Sensational Trial was directed by Karl Freund.

**Assistant:** Karl Freund's nationality is Germany.

**User:** Retrieved Passages:\n Coolie No. 1 is a 1995 Indian Hindi- language comedy film directed by David Dhawan\n Retrieved Passages:\n The Sensational Trial is a 1923 German silent film directed by Karl Freund\n Retrieved Passages:\n Karl W. Freund, A.S.C. (January 16, 1890 - May 3, 1969) was a German cinematographer and film director\n Q: Do director of film Coolie No. 1 (1995 Film) and director of film The Sensational Trial have the same nationality?\n A: Coolie No. 1 (1995 film) was directed by David Dhawan. The Sensational Trial was directed by Karl Freund. Karl Freund's nationality is Germany.

**Assistant:** Thus, they do not have the same nationality.

**User:** Retrieved Passages:\n Coolie No. 1 is a 1995 Indian Hindi- language comedy film directed by David Dhawan\n Retrieved Passages:\n The Sensational Trial is a 1923 German silent film directed by Karl Freund\n Retrieved Passages:\n Karl W. Freund, A.S.C. (January 16, 1890 - May 3, 1969) was a German cinematographer and film director\n Q: Do director of film Coolie No. 1 (1995 Film) and director of film The Sensational Trial have the same nationality?\n A: Coolie No. 1 (1995 film) was directed by David Dhawan. The Sensational Trial was directed by Karl Freund. Karl Freund's nationality is Germany. Thus, they do not have the same nationality.

**Assistant:** So the answer is: no.

Retrieved Passages:{document}

Q: {question}

A: {CoT}

Figure 13: The Prompt Template of IRCot Method.

You are an intelligent assistant designed to select correct retriever for question.

**Instructions:**  
**\*\*Retriever Selection Guidelines\*\*:**  
 - ``Text Retriever``:  
   - For non-visual commonsense knowledge (e.g., "Define photosynthesis")  
 - ``Text Image Retriever``:  
   - When sub-question explicitly references visual elements (e.g., "Describe the painting style of...")  
 - ``Table Retriever``:  
   - For numerical/statistical queries (e.g., "GDP of Japan in 2020")  
 You can only choose 1 retriever from Text Retriever, Text Image Retriever, Table Retriever, or choose none for answering directly  
 Current Question: {question}, information before:{document}

Figure 14: The Prompt Template of CogPlanner for Retriever Selection.

You are an intelligent assistant designed to generate precise sub-questions for a QA system.

**Instructions:**  
 1. **Context Understanding:**  
 • **Question:** Analyze the main question provided.  
 • **Image Content**(if available): Consider all main entities, objects, and relevant details present in the accompanying image.  
 2. **Sub-question Generation:**  
 • **Specificity:** Generate **one** simple and specific sub-question that directly references the relevant entities or objects from the image.  
 • **Clarity:** **Avoid** using pronouns or vague terms. Replace all references to entities or objects with their explicit names as depicted in the image.  
 • **Relevance:** Ensure the sub-question is directly related to retrieving information that will help in answering the main question.  
 3. **Output Requirements:**  
 • If a sub-question is necessary for retrieval, output it in the following format:  
   ...  
   Sub-question: [Your generated sub-question here]  
   ...  
 • If no further retrieval is needed to answer the main question, simply output:  
   ...  
   Sub-question: None  
   ...  
**Examples:**  
**Example 1:** Origin question: Which magazine was started first Arthur's Magazine or First for Women?  
 Assistant: Sub-question: When did the magazine 'Arthur's Magazine' start?  
**Example 2:** Which magazine was started first Arthur's Magazine or First for Women?  
 Sub-question1: When did the magazine 'Arthur's Magazine' start?  
 Answer1: 'Arthur's Magazine' was started in 2002  
 Assistant: Sub-question: When did the magazine 'First for Women' start?  
**Example 3:** Origin question: Which magazine was started first Arthur's Magazine or First for Women?  
 Sub-question1: When did the magazine 'Arthur's Magazine' start?  
 Answer1: 'Arthur's Magazine' was started in 2002  
 Sub-question2: When did the magazine 'First for Women' start?  
 Answer2: 'First for Women' was started in 1880  
 Assistant: Sub-question: None  
**Example 4:** What is the population of the city that Manchester is in the southeast corner of?  
 Assistant: Sub-question: which city is in the northwest of Manchester  
**Example 5:** Origin question: What is the population of the city that Manchester is in the southeast corner of?  
 Sub-question1: which city is in the northwest of Manchester?  
 Answer1: It's Bolton  
 Assistant: Sub-question: What is the population of Bolton?  
**Example 6:** Origin question: What is the population of the city that Manchester is in the southeast corner of?  
 Sub-question1: which city is in the northwest of Manchester?  
 Answer1: It's Bolton  
 Sub-question2: What is the population of Bolton?  
 Answer2: It's about 2960K  
 Assistant: Sub-question: None  
**Example 7:** Origin question: Who directed the film where Joe Pesci voiced the character of Harry Lyme?  
 Assistant: Sub-question: What is the name of the film where Joe Pesci voiced the character of Harry Lyme?  
**Example 8:** Origin question: When was the saxophonist who recorded A Love Supreme born?  
 Assistant: Sub-question: Who is the saxophonist who recorded A Love Supreme?  
 Origin Question: {question}  
 Sub-question, Answer: {question 1, answer 1, question 2, answer 2,....question n, answer n}

Figure 15: The Prompt Template of IterRetGen for Query Decomposition.

Below are related information searched, which may be helpful for answering the question later on:{document}\n\n Give me the direct answer to the Question: {question}

Figure 16: The Prompt Template of IterRetGen for Intermediate Answer Generation.

```

Origin question: {question}
Sub-question, Answer: {question 1, answer 1, question 2, answer 2,.....question n, answer n}

Now, give me the final answer to the origin question: {question}

```

Figure 17: The Prompt Template of IterRetGen for Final Answer Generation.

```

Classify the following query into one of four categories: [No, Text, Image, Table], based on whether it requires
retrieval-augmented generation (RAG) and the most appropriate modality. Consider:
  • No: The query can be answered directly with common knowledge, reasoning, or computation without external data.
  • Text: The query requires retrieving text information, straightforward explanations, or concise summaries from a
single source.
  • Image: The query focuses on visual aspects like appearances, structures, or spatial relationships.
  • Table: The query requires retrieving table information, which contains the structured information.
Examples:
  • "What is the capital of France?" → No
  • "What is the birth date of Alan Turing?" → Text
  • "Which academic discipline do computer scientist Alan Turing and mathematician John von Neumann have in common?" →
Text
  • "Describe the appearance of a blue whale." → Image
  • "Solve 12 × 8." → No
  • "Who played a key role in the development of the iPhone?" → Text
  • "Which Harvard University graduate played a key role in the development of the iPhone?" → Text
  • "Describe the structure of the Eiffel Tower." → Image
  • "When did Leo Messi born" → Table
  • "How much is the Iphone16" → Table
Classify the following query: {question}
Provide only the category.

```

Figure 18: The Prompt Template of UniversalRAG for Retriever Selection.

```

You are a helpful multimodal question answering assistant. Decompose the original question into sub-questions and solve
them step by step. You can use "Final Answer" to output a sentence in the answer, use "Search" to state what additional
context or information is needed to provide a precise answer to the "Sub-Question". In the "Search" step, You can use
"Image Retrieval" to fetch images related to the entered keywords, "Text Retrieval" with a specific query to fetch
pertinent documents and summarize their content, "Table Retrieval" to fetch tables related to the entered keywords.
Use the following format strictly:
<Thought>
Analyze questions and answer of the sub-questions, then think about what is next sub-question.
<Sub-Question>
Sub-Question needs to be solved in one step, without references.
<Search>
One of four retrieval methods: Image Retrieval: xxx. Text Retrieval: xxx. Table Retrieval: xxx. No Retrieval: xxx.

... (this Thought/Sub-Question/Search can be repeated zero or more times)

<Thought>
Integrate retrieved information and reason to a final answer
<End>
Final Answer: the final answer to the original input question

Extra notes:
1. Do not use you own knowledge to analyze input image or answer questions
2. After you give each <Search> action, please wait for me to provide you with the answer to the sub-question, and then
think about the next thought carefully.
3. The answers to the questions can be found on the internet and are not private

Input Question:{question}

```

Figure 19: The Prompt Template of OmniSearch.

**Question:** How long did Dell Curry play for the Toronto Raptors all-time C roster?  
**Ground Truth:** 1999 to 2002

**Exploration Trajectory of R1-Router**  
 <think> To answer the origin question, we need to determine the duration of Dell Curry's time on the Toronto Raptors all-time C roster. </think>  
 <sub-question> How long did Dell Curry play for the Toronto Raptors all-time C roster? </sub-question>  
 <ret> Table Retriever </ret>

**Retrieved Documents:**  
 tar-1: [Title] Toronto Raptors all-time roster [Section title] C [Caption] C [Table name] ... [Header] Player [sep]... [sep] Years in Toronto [sep]... [Rows][Row]... [Row] Dell Curry [sep]... [sep] 1999-2002 [sep]...  
 tar-2:[Title]Toronto Raptors all-time roster[Section title] A [Caption] A [Table name]... [Header]... [Rows]...  
 tar-3:[Title]Toronto Raptors all-time roster[Section title] S [Caption] S [Table name]... [Header]... [Rows]...  
 <answer> Dell Curry played for the Toronto Raptors all-time C roster for a total of 4 years, from 1999 to 2002. This information is based on the data provided by the table retriever (tar-1), which lists his position as guard and his years in Toronto as 1999-2002, with his school and club team listed as Virginia tech. </answer>  
 ...  
 <think> The original question sub-questions for the duration of Dell Curry's play for the Toronto raptors all-time c roster. The data provided specifies a total of 4 years, from 1999 to 2002, which is consistent among the sub-questions and answers provided. </think>  
 <answer> Dell Curry played for the Toronto Raptors all-time C roster for a total of 4 years, from 1999 to 2002.</answer>

Figure 20: A Case Study from R1-Router on Open-WikiTable QA.

**Question:** What city was she born in?  
**Ground Truth:** Amherst, Massachusetts

**Exploration Trajectory of R1-Router**  
 <think> To answer the origin question, we need to identify the person in the image. This requires a visual analysis, which can be achieved using a text image retriever. </think>  
 <sub-question> Who is the person in the image? </sub-question>  
 <ret> Text Image Retriever </ret>

**Retrieved Documents:**  
 tir-1: Emily Dickinson. Mabel Loomis Todd's daughter, Millicent Todd Bingham, published collec-tions based on the manuscripts held by her mother. tir-2: Emily Dickinson. Daguerreotypetaken at Mount Holyoke, December 1846 or early 1847.  
 <answer> The person in the image is likely Emily Dickinson, a renowned American poet. </answer>

<think> The next step is to determine the birth city of Emily Dickinson. this requires finding the birthplace of Emily Dickinson. </think>  
 <sub-question> Where was Emily Dickinson born? </sub-question>  
 <ret> Text Retriever </ret>

**Retrieved Documents:**  
 ter-1: Emily Elizabeth Dickinson was born at the family's homestead in Amherst, Massachusetts, on December 10, 1830. ter-2: Dickinson was born in Amherst, Massachusetts, into a prominent family with strong ties to its community.  
 <answer> Emily Dickinson was born at the family's homestead in Amherst, Massachusetts, on December 10, 1830. </answer>

<think> The original question has been answered by the sub-question and answer pairs provided. no further information is needed to answer the origin question. </think>  
 <sub-question> None </sub-question>  
 <ret> None </ret>

<think> Given the historical context, it is possible to infer that she might be a figure of historical significance, such as Emily Dickinson, who is known for her poetry and lived in Amherst, Massachusetts, during the 19<sup>th</sup> century. </think>  
 <answer> The city where she was born is Amherst, Massachusetts. </answer>



Figure 21: A Case Study from R1-Router on Dyn-VQA.

**Question** Where was the place of death of Anastasia Of Serbia's husband?  
**Ground Truth:** Hilandar

**Exploration Trajectory of R1-Router**

<think> To answer the origin question, we need to identify the name of Anastasia of Serbia's husband. This requires finding the name of the person she was married to. </think>

<sub-question> What is the name of Anastasia of Serbia's husband? </sub-question>

<ret> Text Retriever </ret>

**Retrieved Documents:**

ter-1: Anastasia of Serbia Anastasia of Serbia Ana (); 1196-d. June 22, 1200) was the princess consort of the Serbian Principality as the wife of **Stefan Nemanja** (r. 1166-1196). ... ter-2: Anastasia of Serbia was of noble descent. Ana took monastic vows in 1196 and was baptized "Anastasia", after Anastasia of Sirmium. Through the marriage with **Stefan Nemanja**, they had three sons and three daughters.

<answer> The name of Anastasia of Serbia's husband is **Stefan Nemanja**. He was the Serbian prince(principality) from 1166 to 1196 and was married to Anastasia of Serbia ... </answer>

<think> The next step is to determine the place of death of Stefan Nemanja, who was the husband of Anastasia of Serbia. </think>

<sub-question> Where did Stefan Nemanja die? </sub-question>

<ret> Text Retriever </ret>

**Retrieved Documents:**

ter-1: Stefan Nemanja monk for some time. They received permission from the new Byzantine emperor to rebuild the abandoned monastery of **Hilandar**. Death and legacy. Knowing his death was near in his 86th year ... ter-2: Stefan Nemanja stone for his pillow. He died in front of his son Sava and other monks, on 20 February 1199. He was buried in the grounds of **Hilandar** monastery. His last words requested that Sava take his remains to Serbia ...

<answer> Stefan Nemanja died in front of his son Sava and other monks on 20 February 1199, in the grounds of **Hilandar** monastery. he was buried in the grounds of Hilandar monastery, which is located in the region of Montenegro .. </answer>

...

<think> The previous answers have all provided substantial information related to Anastasia of Serbia's husband, Stefan Nemanja, including his lifespan, roles, and the place where he passed away. the final answer should be a concise statement reflecting this information. </think>

<answer> The place of death of Anastasia of Serbia's husband, Stefan Nemanja, was in the grounds of **Hilandar** monastery, located in the region of Montenegro, specifically in the area of Hilandar monastery. </answer>

Figure 22: A Case Study from R1-Router on 2WikiMultihop QA.