

Towards Comprehensive Scene Understanding: Integrating First and Third-Person Views for LVLMS

Insu Lee^{1*}, Wooje Park^{1*}, Jaeyun Jang¹, Minyoung Noh¹,
Kyuhong Shim², Byonghyo Shim¹

¹Seoul National University, ²Sungkyunkwan University
{islee, wjpark, jyjang, mynoh, bshim}@islab.snu.ac.kr, khshim@skku.edu

Abstract

Large vision-language models (LVLMS) are increasingly deployed in interactive applications such as virtual and augmented reality, where first-person (egocentric) view captured by head-mounted cameras serves as key input. While this view offer fine-grained cues about user attention and hand-object interactions, their narrow field of view and lack of global context often lead to failures on spatially or contextually demanding queries. To address this, we introduce a framework that augments egocentric inputs with third-person (exocentric) views, providing complementary information such as global scene layout and object visibility to LVLMS. We present E3VQA, the first benchmark for multi-view question answering with 4K high-quality question-answer pairs grounded in synchronized ego-exo image pairs. Additionally, we propose M3CoT, a training-free prompting technique that constructs a unified scene representation by integrating scene graphs from three complementary perspectives. M3CoT enables LVLMS to reason more effectively across views, yielding consistent performance gains (4.84% for GPT-4o and 5.94% for Gemini 2.0 Flash) over a recent CoT baseline. Our extensive evaluation reveals key strengths and limitations of LVLMS in multi-view reasoning and highlights the value of leveraging both egocentric and exocentric inputs.

1 Introduction

In recent years, large vision-language models (LVLMS) have received significant attention for their unprecedented performance in diverse tasks, including information retrieval, content generation, and multi-modal interaction [39, 22]. Their applications are now extended into interactive and immersive systems like virtual and augmented reality and embodied robotics. [39, 22, 21, 5]. Notable feature in these applications is that images associated with the first-person view (a.k.a. egocentric view), captured by head-mounted cameras or smart glasses, are used as input. Although the first-person view is crucial in revealing the user’s intention, LVLMS might not interpret it well since most of their training data obtained from generic web images does not have a first-person perspective.

Recently, several approaches overcoming the scarcity of this so called egocentric data have been suggested. Notable ones include synthetic generation of egocentric data, incorporating large-scale egocentric datasets during pre-training stage, and leveraging parameter-efficient fine-tuning on small-scale egocentric data [20, 30, 33]. While these approaches are effective to some extent, due to inherent constraints of the egocentric view, such as limited field of view and lack of global context, LVLMS might not properly handle user queries that require broader contextual understanding. Consider the scenario in Figure 1(a), where the user interacts with a visual assistant to make a food. When an egocentric image is provided as an input, LVLMS can readily answer the question “What should I do

* Equal contribution.

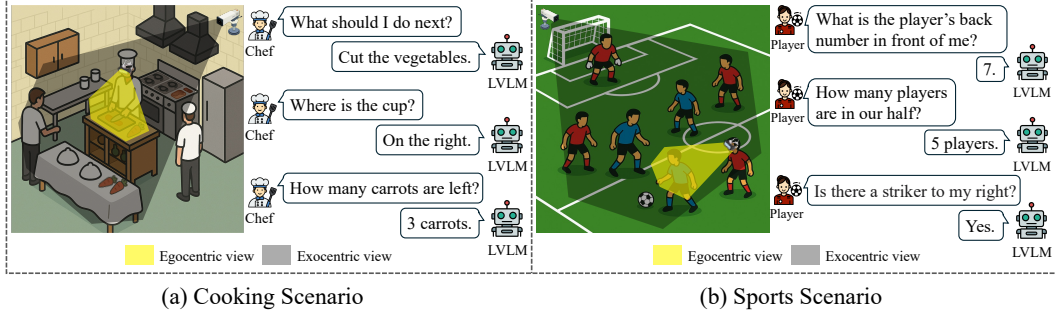


Figure 1: Example scenarios that require a joint understanding of egocentric (first-person) and exocentric (third-person) views. In each scenario, the first question can be answered using only the egocentric view, while the subsequent two questions require integrating information from both views. Yellow and gray overlays indicate egocentric and exocentric views, respectively.

next?”, but may not provide the proper answer to questions such as “Where is the cutting board?” or “How many carrots are left?”, since the egocentric view has limited spatial coverage and thus fails to capture the comprehensive picture of the user environment. The moral of the story is that the egocentric view alone is not sufficient enough to handle the full range of user queries.

An aim of this paper is to propose a framework integrating multi-view information to enhance LVLMs’ capacity to understand the comprehensive context of a user’s surrounding environment. The core of our approach is to integrate images from the egocentric view and third-person view (a.k.a. exocentric view) to extract the merits of both. The exocentric view provides broader contextual cues, such as the user’s posture and the visibility of objects in blind spots and the egocentric view offers information about user focus, including hand-object interactions and fine-grained object details. While integrating multiple viewpoints can help answer diverse user queries, it remains unclear whether conventional LVLMs can fully leverage them and really enhance the output quality. To systematically answer the question, we design 1) an ego-exo¹ multi-view question answering benchmark, referred to as the Ego-Exo Expanded Visual Question Answering (E3VQA) benchmark and 2) a novel prompting technique called Multi-view, Multi-perspective, Multi-turn Chain-of-Thought prompting (M3CoT).

The purpose of E3VQA is to evaluate the ability of LVLMs to jointly perceive and reason when egocentric and exocentric views are provided. To this end, we meticulously curate a dataset comprising 4K question-answer pairs, each coupled with synchronized ego-exo images collected from the EgoExo4D dataset [12] covering four distinct tasks including action understanding, object recognition, spatial reasoning, and numerical estimation. Further, we propose a novel prompting technique called M3CoT to fully leverage the complementary cues of ego-exo views. Specifically, we construct a unified description of the scene (i.e., scene graphs) that guides the LVLm to understand the entire scene environment. This process consists of two main stages. First, we build three distinct scene graphs, each capturing the scene from a different perspective. The first graph is generated by simultaneously processing both ego and exo images, providing a holistic view of the scene while potentially overlooking fine-grained details. The second and third graphs are constructed by sequentially processing, either from ego to exo or from exo to ego, allowing the model to capture minute details. Second, we iteratively unify the three scene graphs, enabling each to progressively converge into a more robust and comprehensive representation. These unified scene graphs are used by LVLMs to generate the final responses.

We evaluate M3CoT on the E3VQA benchmark using state-of-the-art LVLMs, including GPT-4o [13] and Gemini 2.0 Flash [34], and observe considerable gain in accuracy of 4.84% and 5.94% over the recent CoT method CCoT [29]. We also observe the noticeable gain (8.93%) on numerical reasoning questions, demonstrating our method’s effectiveness at integrating dual-view information.

In summary, our contributions are as follows:

- We build the ego-exo multi-view VQA benchmark, E3VQA, consisting of 4K rigorously curated question-answer pairs with synchronized ego-exo image pairs. We construct E3VQA through a

¹Ego and exo denote the egocentric and exocentric, respectively.



| | | |
|--|--|---|
| <p>Pose & Action Perception</p> <p><i>Questions about a person’s physical state and movement, such as their poses, and actions</i></p> <p>Q: What am I doing with my right hand?</p> <p>A) Chopping onions B) Grabbing a bowl C) Washing dishes D) Holding a fork</p> <p>Q: How is the person with glasses positioned?</p> <p>A) Sitting B) Kneeling C) Crouching D) Standing</p> | <p>Ego View Exo View</p>  | <p>Spatial Reasoning</p> <p><i>Questions about the relative positioning and arrangement of objects or people</i></p> <p>Q: Which object is to my left?</p> <p>A) Mixing bowl B) Plate C) Peeler D) Spice container</p> <p>Q: Which object is closest to the person?</p> <p>A) Mixing bowl B) Cutting board C) Spice container D) Plate</p> |
| <p>Object & Attribute Perception</p> <p><i>Questions about identifying objects and their key features, like color or type</i></p> <p>Q: What type of shoes am I wearing?</p> <p>A) Sneakers B) Cleats C) Sandals D) Flip-Flops</p> <p>Q: What color is the goalpost?</p> <p>A) Blue B) Green C) Yellow D) Red</p> | <p>Ego View Exo View</p>  | <p>Numerical Reasoning</p> <p><i>Questions about counting elements, such as the number of people or objects in a scene</i></p> <p>Q: How many people are there, including me?</p> <p>A) Two B) Three C) Four D) Five</p> <p>Q: How many soccer balls are on the field?</p> <p>A) One B) Two C) Three D) Four</p> |

Figure 2: Categories in the E3VQA benchmark. Each question is paired with ego-exo images and multiple-choice answers. The answers are highlighted in bold. The left part shows recognition categories, assessing the ability to focus on question-relevant parts (boxes in figures). The right part shows reasoning categories, evaluating the ability to integrate information across views.

systemically designed pipeline to ensure that each instance evaluates the capabilities of LVLMS in integrating and reasoning across ego and exo views.

- To address the challenges posed by E3VQA, we propose M3CoT, a training-free prompting technique that combines scene graphs from three complementary perspectives into a unified scene graph. M3CoT improves performance on the E3VQA benchmark, achieving accuracy gains of 4.84% and 5.94% on two leading closed-source LVLMS, GPT-4o and Gemini 2.0 Flash.
- We perform a detailed analysis of leading LVLMS on E3VQA, uncovering their specific failure modes in multi-view reasoning and quantifying how egocentric and exocentric inputs affect performance.

2 E3VQA Benchmark

2.1 Motivation and Objectives

When compared to single-image setting, LVLMS incorporating multi-view images faces a number of challenges. First, the model needs to identify which image and what regions in an image are relevant to the question. Second, the model needs to filter out redundant contents appearing in both views. Third, the model should deliberately extract ‘complementary’ cues from both views to generate a complete answer. Because a single image is provided per question for the conventional visual question answering (VQA) benchmark, they cannot evaluate multi-image reasoning capabilities. See Appendix for a detailed overview of existing benchmarks.

To address this gap, we introduce E3VQA, a multiple-choice benchmark specifically designed for paired ego–exo images. Each question is accompanied by a set of plausible but incorrect options (i.e., *distractors*) that target typical failure patterns. These patterns include relying solely on one image (ego or exo), ignoring visual input altogether, or failing to merge complementary information from both views. These carefully crafted distractors enable E3VQA to precisely evaluate a model’s ability to reason across ego–exo image pairs.

2.2 E3VQA Composition

We organize E3VQA into four categories: pose and action perception, object and attribute perception, numerical reasoning, and spatial reasoning, to encompass a wide range of real-world scenarios (see Figure 2). Each category contains 1,000 question-answer (QA) pairs, evenly divided between egocentric and exocentric questions (e.g., “What am I doing?” vs. “What is the person doing?”), which supports the evaluation of the model’s generalization capability to diverse forms of user queries. To solve the questions, the model must identify the relevant object or person in both views and align

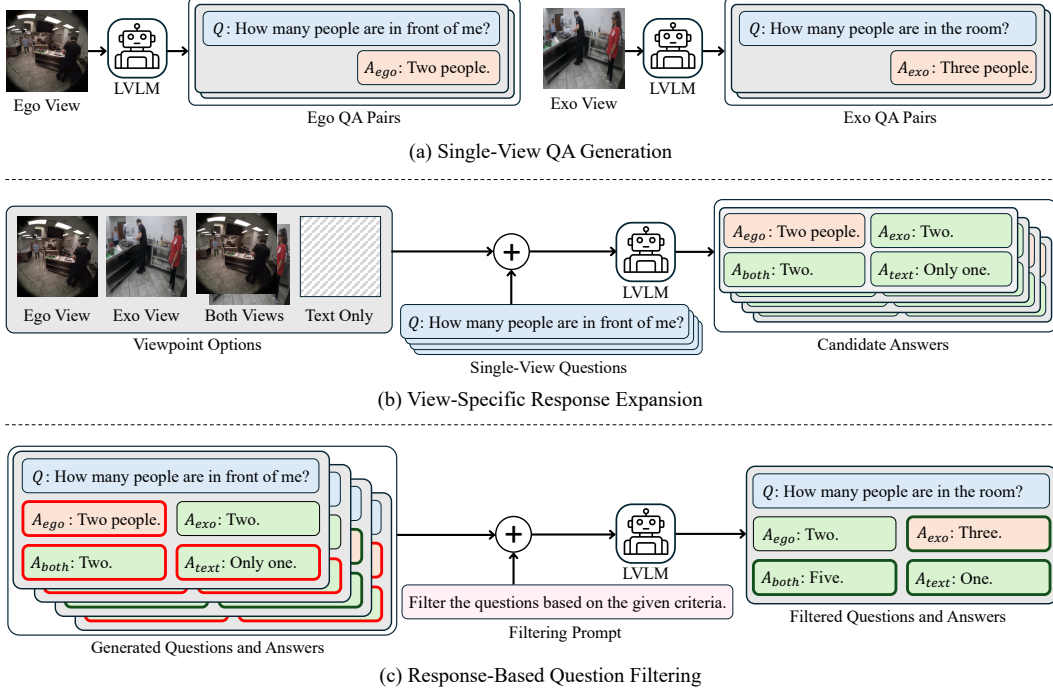


Figure 3: Overview of the E3VQA benchmark’s three-step automated QA generation pipeline: (a) single-view QA generation step, (b) view-specific response expansion step, and (c) response-based question filtering step.

their features across the two images. Variations in viewpoints and fields of view can cause the same entity to appear distorted, partially occluded, or differently scaled, making it difficult to match and integrate visual cues. Detailed explanations of the challenges for each category and dataset statistics are provided in Appendix.

2.3 Dataset Construction Pipeline

2.3.1 Source Data Pre-Processing

The E3VQA benchmark is constructed utilizing the large-scale synchronized ego-exo dataset, EgoExo4D [12], which is composed of diverse user interactions (e.g., cooking, bike repair, soccer) filmed in various environments and countries. To ensure diversity within the dataset, video clips are uniformly sampled from the EgoExo4D dataset with respect to both user activities and recording locations. Each selected video clip is downsampled to 1 frame per second, and 8 frames are uniformly sampled from the downsampled clip. As a result, 4,600 ego-exo image pairs are obtained from the 575 video clips. Note that all video clips are selected from the test split to prevent any potential dataset contamination.

2.3.2 Automated QA Generation

We introduce a three-step automated QA generation pipeline designed to minimize human effort and improve scalability. Throughout the entire process, we utilize GPT-4o [13], a powerful off-the-shelf LVLm. Figure 3 illustrates the overview of the pipeline.

Step 1: Single-View QA Generation We begin by generating QA pairs independently from either the ego or exo image, under the assumption that recent LVLms are capable of understanding a single image. Specifically, we instruct the model to generate ego-QA pairs (e.g., Q : What am I doing?, A_{ego} : Pouring water) from the ego image, and exo-QA pairs (e.g., Q : What is the person doing?, A_{exo} : Stirring eggs) from the exo image. The answers obtained from this step, A_{ego} and A_{exo} , are

collectively referred to as A_{init} . This design ensures that the generated questions remain consistent with the available visual context in each view: the exo image lacks information to identify ‘I’, while the ego image provides insufficient context about ‘the person’ due to its limited field of view. For each image, we generate three QA pairs per category to balance diversity and relevance; generating more than three often results in questions that are not visually grounded. As a result, this process yields a total of 110,400 single-view QA pairs.

Step 2: View-Specific Response Expansion In this step, we generate a diverse set of candidate answers by presenting the model with the same question under four distinct input conditions: 1) ego view only, 2) exo view only, 3) both ego and exo views, and 4) text only, with no visual input. We refer to the resulting answers as A_{ego} , A_{exo} , A_{both} , and A_{text} , respectively. These candidate answers serve two key purposes in subsequent steps: 1) they are used as criteria to select low-quality QAs during the filtering stage, and 2) they function as hard candidate options for constructing multiple-choice questions in the human refinement stage.

Step 3: Response-Based Question Filtering A large proportion of the questions generated in the previous step are either too easy or disqualified for multi-view question answering. To filter such questions at scale, we introduce a response-based question filtering strategy that uses A_{init} —the initial answer from either the ego or exo view—as a reference. First, we discard questions where A_{text} matches A_{init} , since this indicates that the question can be answered without any visual input. Second, we remove questions for which A_{both} is included in A_{init} , suggesting that access to both ego and exo views does not change the answer and thus multi-view reasoning is unnecessary. Applying these two criteria retains only those questions that cannot be answered without integrating both views. As a result, approximately 78.5% of the initial questions are filtered out, leaving a set of 23,694 challenging, view-dependent QA samples.

2.3.3 Human Verification

Following automated QA generation, we perform a human verification with four expert annotators. The experts thoroughly review all questions, discarding those that are unclear or of low quality. They also carefully craft the answer options, leveraging the responses generated in the previous step: A_{ego} , A_{exo} , A_{both} , and A_{text} . This process results in the final E3VQA dataset, comprising 4,000 high-quality, multi-perspective QA pairs, representing just 3.6% of the original 110,400 samples after filtering and refinement. Please refer to the Appendix for additional details.

3 M3CoT: Multi-Perspective Scene Understanding

3.1 Multi-Perspective Scene Graph Generation

In our proposed ego-exo multi-image question answering scenario, we expect the LVLM to generate the most appropriate answer given a query Q and a pair of ego and exo images $\mathbf{I} = \{I_{ego}, I_{exo}\}$. To help the model understand ego and exo images comprehensively, we employ a multi-perspective scene graph generation approach. Specifically, three instances of an LVLM act as distinct agents, denoted as \mathcal{F}_1 , \mathcal{F}_2 , and \mathcal{F}_3 , each generating a scene graph from a different perspective as follows:

- **Ego&Exo:** Agent \mathcal{F}_1 generates a joint scene graph S_1 in a single step by simultaneously processing both I_{ego} and I_{exo} as input.
- **Ego2Exo:** Agent \mathcal{F}_2 first generates a scene graph using only I_{ego} , which is then sequentially expanded by incorporating information from I_{exo} to generate scene graph S_2 .
- **Exo2Ego:** Agent \mathcal{F}_3 follows the reverse approach, generating a scene graph based solely on I_{exo} and subsequently supplementing it with I_{ego} to generate scene graph S_3 .

Together, the three agents can capture both view-specific details and holistic scene context from complementary perspectives. For each perspective, prompts are carefully designed to capture the complementary information present in the ego–exo images. Please refer to the Appendix for the complete prompts.

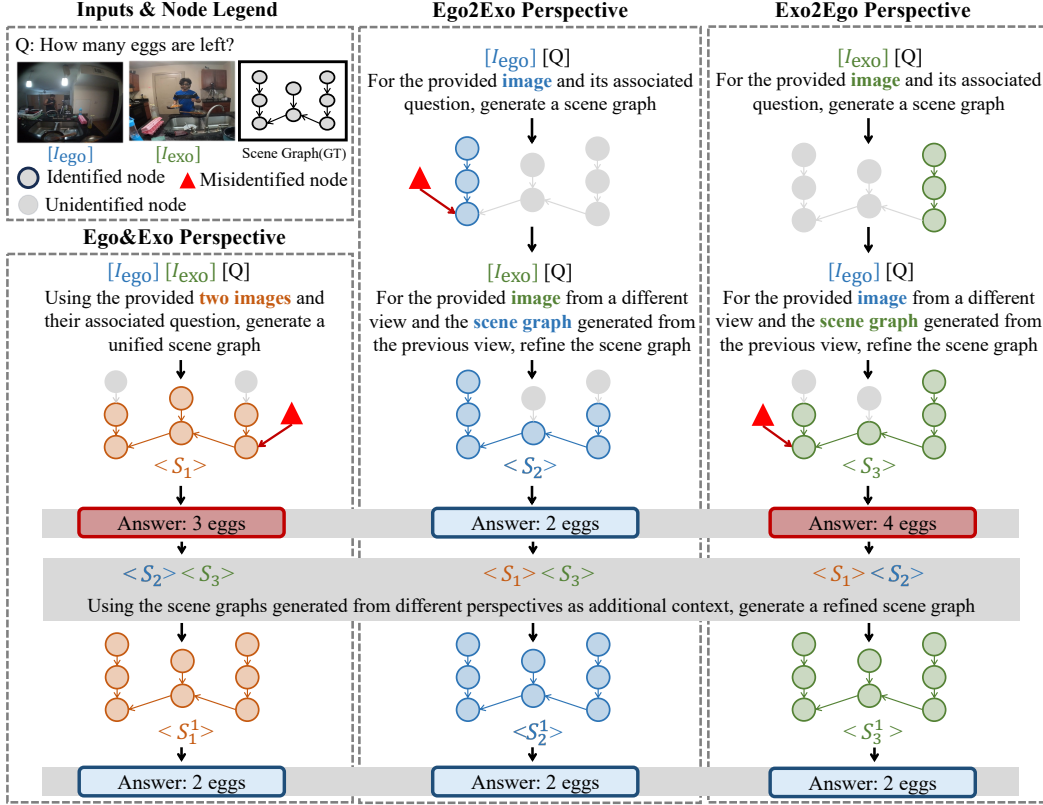


Figure 4: Overview of the M3CoT method. **Left:** Scene graph generation following the Ego&Exo perspectives. **Center:** Scene graph generation following the Ego2Exo perspective. **Right:** Scene graph generation following the Exo2Ego perspective. These graphs are merged to supplement missing objects and relations by integrating complementary information, enabling a coherent answer.

3.2 Iterative Multi-Agent Scene Graph Refinement

To further refine each scene graph S_i (for $i = 1, 2, 3$) generated by agent \mathcal{F}_i , we iteratively incorporate information from the other two agents. At iteration t , agent \mathcal{F}_i takes the other two scene graphs (e.g., S_2^t and S_3^t for \mathcal{F}_1) to examine their objects, attributes, and relationships, and then adjust S_i^t to better align with both I_{ego} and I_{exo} . Here, S_i^t denotes the scene graph S_i after the t -th update. By leveraging complementary information from multiple perspectives, this process improves both the accuracy and completeness of each agent’s scene graph. At each iteration step t , every agent \mathcal{F}_i generates an answer to the question, conditioned on S_i^t . We then aggregate the agents’ responses via majority voting. If a consensus emerges, we accept the majority answer and terminate the process. If the agents’ answers remain inconsistent after a fixed number of iterations, the final answer is selected from the response of \mathcal{F}_1 . This iterative loop yields progressively richer scene representations and promotes convergence among the agents’ answers.

4 Experimental Results

4.1 LVLm Performance on E3VQA

To assess ego–exo multi-image reasoning capabilities, we evaluate five closed-source and nine open-source LVLms on the E3VQA benchmark using each model’s default settings. Detailed specifications, hyperparameters, and the system and user prompt templates are provided in Appendix.

Table 1 reports model accuracy across categories, each evaluated on 500 egocentric (Ego) and 500 exocentric (Exo) questions, respectively. Even the best-performing model, GPT-4o, achieve only

Table 1: Performance comparison of recent closed and open-source models on E3VQA benchmark.

| LVLMS | Pose & Action | | Object & Attribute | | Numerical | | Spatial | | Avg. |
|--------------------------|-------------------------|-------------------------|-------------------------|-------------------------|-------------------------|-------------------------|-------------------------|-------------------------|--------------|
| | Ego | Exo | Ego | Exo | Ego | Exo | Ego | Exo | |
| Closed-Source | | | | | | | | | |
| GPT-4o [13] | 49.87 \pm 1.10 | 63.47 \pm 0.81 | 72.47 \pm 0.12 | 77.00 \pm 0.40 | 48.47 \pm 1.14 | 57.67 \pm 0.12 | 61.13 \pm 0.99 | 57.13 \pm 0.12 | 60.90 |
| GPT-4o mini [13] | 41.33 \pm 0.31 | 49.00 \pm 0.40 | 66.07 \pm 0.12 | 71.00 \pm 0.00 | 35.80 \pm 0.35 | 44.00 \pm 0.00 | 44.00 \pm 0.20 | 41.00 \pm 0.20 | 49.03 |
| Gemini 2.0 Flash [34] | 53.27 \pm 0.12 | 60.33 \pm 0.12 | 74.00 \pm 0.20 | 76.47 \pm 0.50 | 46.33 \pm 0.42 | 56.20 \pm 0.20 | 58.27 \pm 0.46 | 53.80 \pm 0.20 | 59.80 |
| Gemini 1.5 Pro [11] | 53.73 \pm 0.46 | 62.40 \pm 1.31 | 69.60 \pm 1.31 | 72.27 \pm 0.83 | 44.07 \pm 1.01 | 52.60 \pm 1.00 | 58.27 \pm 2.14 | 54.00 \pm 1.00 | 58.37 |
| Claude 3.5 Sonnet [1] | 40.33 \pm 0.42 | 50.6 \pm 0.20 | 59.13 \pm 0.90 | 62.00 \pm 0.53 | 44.13 \pm 1.03 | 49.4 \pm 1.25 | 50.73 \pm 3.19 | 41.20 \pm 0.60 | 49.69 |
| Open-Source | | | | | | | | | |
| InternVL3-14B[50] | 44.73 \pm 1.50 | 54.93 \pm 1.42 | 68.13 \pm 0.81 | 73.73 \pm 0.99 | 35.60 \pm 1.11 | 53.00 \pm 0.20 | 45.67 \pm 0.58 | 48.33 \pm 0.99 | 53.02 |
| Qwen2.5-VL-7B [3] | 50.87 \pm 0.23 | 53.33 \pm 0.23 | 69.60 \pm 0.20 | 75.93 \pm 0.46 | 35.93 \pm 0.12 | 47.87 \pm 0.31 | 46.07 \pm 0.12 | 41.27 \pm 0.23 | 52.61 |
| Qwen2-VL-7B [35] | 53.67 \pm 0.90 | 56.07 \pm 1.72 | 67.13 \pm 0.76 | 67.47 \pm 1.14 | 32.87 \pm 0.99 | 38.07 \pm 2.42 | 43.27 \pm 1.72 | 42.27 \pm 1.01 | 50.10 |
| LLaVA-OneVision-7B [17] | 39.87 \pm 0.12 | 50.73 \pm 0.64 | 67.60 \pm 0.69 | 68.80 \pm 0.35 | 34.87 \pm 0.64 | 40.87 \pm 0.31 | 49.20 \pm 0.20 | 42.93 \pm 0.70 | 49.36 |
| InternVL2-8B[37] | 42.20 \pm 0.53 | 44.20 \pm 0.53 | 61.67 \pm 0.31 | 64.67 \pm 0.23 | 33.40 \pm 0.53 | 38.53 \pm 0.76 | 43.67 \pm 0.50 | 41.13 \pm 0.31 | 46.18 |
| LLaVA-NeXT-7B [18] | 34.67 \pm 0.92 | 33.87 \pm 0.46 | 57.33 \pm 0.12 | 62.27 \pm 0.23 | 30.27 \pm 0.23 | 39.07 \pm 0.46 | 47.20 \pm 0.35 | 40.67 \pm 0.58 | 43.17 |
| Mantis-8B-Idetics2 [15] | 28.07 \pm 0.70 | 35.47 \pm 0.23 | 53.73 \pm 0.12 | 56.53 \pm 0.42 | 35.67 \pm 0.31 | 37.73 \pm 0.64 | 41.53 \pm 0.23 | 32.53 \pm 0.90 | 40.16 |
| Deepseek-VL-Chat-7B [24] | 32.60 \pm 0.72 | 34.27 \pm 0.42 | 51.80 \pm 0.53 | 52.47 \pm 0.23 | 32.80 \pm 0.87 | 29.80 \pm 0.53 | 41.00 \pm 0.40 | 36.60 \pm 1.22 | 38.92 |
| Qwen-VL-Chat-7B [2] | 25.20 \pm 1.04 | 26.60 \pm 0.92 | 33.60 \pm 1.11 | 36.80 \pm 1.22 | 21.07 \pm 2.69 | 21.73 \pm 1.03 | 29.47 \pm 1.70 | 30.53 \pm 0.76 | 28.13 |

60.90% accuracy on E3VQA, underscoring the benchmark’s difficulty. Among open-source models, InternVL3-14B attains the highest accuracy, while Qwen2.5-VL-7B delivers competitive performance despite its smaller number of parameters. Overall, LVLMS struggle most with numerical reasoning yet perform relatively well on object and attribute recognition. Notably, models consistently underperform on egocentric compared to exocentric questions, highlighting difficulties in resolving the first-person perspective.

Based on the constructed E3VQA benchmark, we conduct additional experiments to investigate how existing LVLMS respond differently to single-view and multi-view inputs (see Figure 5(c)). For questions where all relevant information appears in only one view, providing both images leads to a significant performance drop, suggesting that extra context may confuse the model. For questions that require integrating clues from both egocentric and exocentric views, multi-view inputs improve accuracy compared to single-view setups; however, performance remains low, staying below 40%. For questions where each view alone contains all necessary information, providing both images yields marginal accuracy gain, indicating that consistent cues across views can help reinforce the model’s prediction of the correct answer.

4.2 Performance Evaluation of M3CoT

To demonstrate the effectiveness of our M3CoT prompting scheme, we compare it against three recent multimodal CoT techniques (DDCoT, CoCoT, and CCoT) on the E3VQA benchmark. Experiments are conducted using two leading LVLMS, GPT-4o and Gemini 2.0 Flash, both of which achieved the highest performance on E3VQA. Table 2 presents category-wise accuracy under egocentric and exocentric questions. M3CoT improves over CCoT by 4.84 % on GPT-4o and 5.94 % on Gemini 2.0 Flash. In addition, it surpasses DDCoT and CoCoT by 4.15% and 5.71% on GPT-4o, and by 5.03% and 5.81% on Gemini, respectively. The strong gains in Numerical Reasoning highlight M3CoT’s ability to integrate multi-view information into a complete and accurate understanding. In contrast to these existing methods, which exhibit limited or inconsistent improvements and sometimes even shows performance drops, M3CoT achieves consistent and substantial gains across all categories. These results confirm the effectiveness of our approach in overcoming limitations of current multimodal prompting techniques.

Table 2: Performance comparison of various methods on best-performing models.

| Methods | Pose & Action | | Object & Attribute | | Numerical | | Spatial | | Avg. |
|------------------|-------------------------|-------------------------|-------------------------|-------------------------|-------------------------|-------------------------|-------------------------|-------------------------|--------------|
| | Ego | Exo | Ego | Exo | Ego | Exo | Ego | Exo | |
| GPT-4o | | | | | | | | | |
| Default | 49.87 \pm 1.10 | 63.47 \pm 0.81 | 72.47 \pm 0.12 | 77.00 \pm 0.40 | 48.47 \pm 1.14 | 57.67 \pm 0.12 | 61.13 \pm 0.99 | 57.13 \pm 0.12 | 60.90 |
| DDCoT [49] | 55.20 \pm 0.72 | 69.53 \pm 0.31 | 73.80 \pm 0.92 | 78.80 \pm 0.40 | 48.13 \pm 0.64 | 57.87 \pm 0.58 | 67.27 \pm 0.76 | 64.87 \pm 0.50 | 64.43 |
| CoCoT [46] | 50.93 \pm 0.31 | 66.80 \pm 0.69 | 72.20 \pm 0.69 | 76.33 \pm 0.64 | 49.93 \pm 1.75 | 60.93 \pm 0.90 | 65.07 \pm 1.10 | 60.80 \pm 0.40 | 62.87 |
| CCoT [29] | 55.53 \pm 0.81 | 67.47 \pm 0.31 | 73.00 \pm 0.69 | 77.67 \pm 0.61 | 48.27 \pm 1.86 | 62.27 \pm 0.12 | 63.73 \pm 0.90 | 62.00 \pm 0.53 | 63.74 |
| M3CoT (Ours) | 58.40 \pm 0.28 | 69.40 \pm 1.13 | 78.90 \pm 0.42 | 82.80 \pm 1.70 | 56.40 \pm 1.13 | 67.90 \pm 0.71 | 71.90 \pm 2.69 | 62.90 \pm 0.14 | 68.58 |
| Gemini 2.0 Flash | | | | | | | | | |
| Default | 53.27 \pm 0.12 | 60.33 \pm 0.12 | 74.00 \pm 0.20 | 76.47 \pm 0.50 | 46.33 \pm 0.42 | 56.20 \pm 0.20 | 58.27 \pm 0.46 | 53.80 \pm 0.20 | 59.80 |
| DDCoT [49] | 55.60 \pm 0.72 | 62.60 \pm 1.04 | 75.53 \pm 0.95 | 81.13 \pm 0.95 | 46.13 \pm 0.95 | 54.67 \pm 1.29 | 57.47 \pm 0.42 | 55.60 \pm 1.22 | 61.09 |
| CoCoT [46] | 55.40 \pm 0.40 | 61.67 \pm 0.50 | 73.80 \pm 1.25 | 77.93 \pm 0.12 | 45.27 \pm 1.21 | 56.20 \pm 0.35 | 58.67 \pm 0.42 | 53.53 \pm 1.01 | 60.31 |
| CCoT [29] | 55.93 \pm 0.46 | 61.53 \pm 0.31 | 71.47 \pm 0.76 | 76.93 \pm 0.58 | 46.67 \pm 0.70 | 60.73 \pm 1.10 | 57.27 \pm 2.27 | 50.93 \pm 0.61 | 60.18 |
| M3CoT (Ours) | 57.80 \pm 0.20 | 65.80 \pm 0.20 | 78.80 \pm 0.72 | 82.80 \pm 0.40 | 55.60 \pm 1.06 | 67.40 \pm 1.25 | 62.67 \pm 0.81 | 58.07 \pm 1.10 | 66.12 |

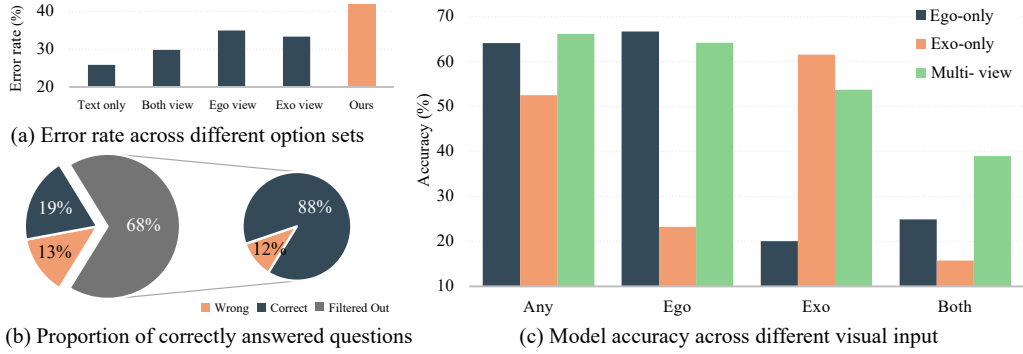


Figure 5: Analysis of the benchmark construction pipeline and model performance under varied input conditions: (a) error rate across option-generation strategies, (b) proportion of correctly answered questions between retained and excluded questions, and (c) performance across different visual input modalities.

5 Analysis

5.1 Analysis of Automated QA Generation Pipeline

To examine how the source of distractors affects the question difficulty, we sample 160 questions (40 per category) and construct four alternative option sets. In each set, all four answer choices are drawn from a single source: text-only, ego view, exo view, or both views. This setup contrasts with our standard configuration, where each distractor is drawn from a different source. As shown in Figure 5(a), the error rate increases in the following order: text-only, both-view, single-view, and our composite setting. This result highlights that constructing answer options from diverse input sources substantially raises question difficulty, providing a more rigorous evaluation of LVLMS’ multi-view reasoning abilities.

To evaluate the impact of our auto-filtering process, we compare performance on two subsets: the filtered subset (68% of the data), which passed our automatic screening, and the unfiltered subset (the remaining 32%). As shown in Figure 5(b), 42% of questions in the unfiltered subset remained difficult (i.e., incorrectly answered even with full multi-view input), whereas only 12% of questions in the filtered subset were similarly challenging. This substantial reduction indicates that our filtering process effectively removes questions solvable by superficial cues, thus lowering annotation effort and improving the reliability of subsequent human verification. Although this reduction entails the removal of a significant portion of the data, it sharpens the challenge, making the remaining QA samples more diagnostically valuable.

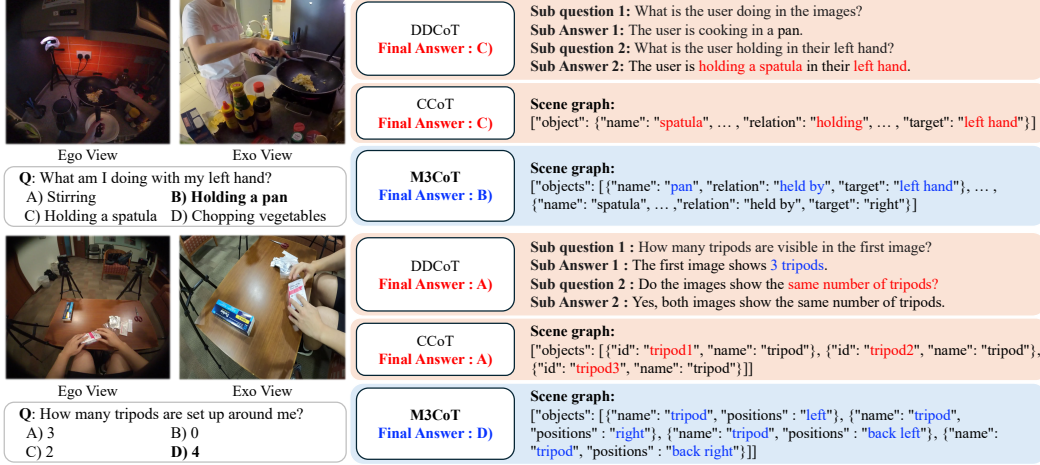


Figure 6: Qualitative examples of answers and reasoning processes generated by different prompting methods. Blue/Red words indicate the key cues that leads to correct/wrong answers.

5.2 Analysis of Multi-Perspective Scene Graph Generation Strategies

To analyze the advantages of our three scene generation perspectives (Ego2Exo, Exo2Ego, and Ego&Exo), we partition the E3VQA dataset into four subsets, Any, Ego, Exo, and Both, according to which view(s) are necessary to answer each question. Specifically, Any subset questions can be answered with either the ego or exo image; Ego subset questions require only the ego image; Exo subset questions require only the exo image; Both subset questions require both images.

Table 3 shows that the Ego&Exo strategy achieves the largest accuracy gain in the Both subset, demonstrating its advantage in integrating complementary cues across viewpoints. In contrast, Ego2Exo performs best on Exo subset, while Exo2Ego yields the highest improvement on Ego subset, reflecting their specialization in inferring one view from the other. This highlights that different scene graph generation strategies can provide complementary benefits depending on where critical information is located within the given image sources. In addition, our scene graph refinement stage improves performance beyond any individual strategy by combining their strengths and filling their gaps. These findings confirm that fusing diverse scene graph perspectives produces more robust reasoning in ego-exo multi-image scenarios.

5.3 Qualitative Examples

Figure 6 shows qualitative examples of answers and reasoning processes generated by DDCoT, CCoT, and M3CoT methods using Gemini 2.0 Flash. Although CCoT produces plausible scene graphs, it fails to integrate information across multiple views, frequently resulting in incorrect answers. Specifically, it often misidentifies the same object viewed from different perspectives as separate entities. In contrast, our method successfully aligns the observations across views, accurately identifies the same object, and extracts the critical information needed to answer the question correctly by leveraging the multi-view scene graph reasoning.

Table 3: Performance comparison of M3CoT perspectives across question subsets grouped by the image view(s) required to answer.

| Perspective | Required View(s) | | | | Avg. |
|---------------------|------------------|--------------|--------------|--------------|--------------|
| | Any | Ego | Exo | Both | |
| Default | 66.29 | 64.83 | 54.21 | 37.49 | 59.80 |
| Ego&Exo | 66.29 | 67.44 | 56.67 | <u>50.87</u> | <u>63.65</u> |
| Ego2Exo | <u>68.08</u> | 62.71 | <u>61.51</u> | 43.91 | 62.83 |
| Exo2Ego | 66.94 | <u>68.02</u> | 59.92 | 39.13 | 62.98 |
| M3CoT (ours) | 69.79 | 69.28 | 62.91 | 53.04 | 66.12 |

6 Conclusion

In this work, we introduced E3VQA, the first benchmark that systematically assesses whether LVLMS can reason jointly over egocentric and exocentric views. By curating 4K high-quality question-answer

pairs grounded in synchronized ego–exo images, E3VQA serves as a rigorous test bed for multi-view understanding. In addition, we propose M3CoT, a novel prompting strategy that merges scene graphs from diverse perspectives into a unified representation. Extensive experiments demonstrate that M3CoT delivers consistent gains over the strong CCot baseline, highlighting the value of integrating diverse viewpoints to address user queries. By enhancing LVLMS’ capacity for ego–exo reasoning, this work takes a step toward more context-aware visual assistants capable of operating in complex, real-world environments.

References

- [1] Anthropic. Claude 3.5 sonnet model card addendum, 2024.
- [2] Jinze Bai, Shuai Bai, Shusheng Yang, Shijie Wang, Sinan Tan, Peng Wang, Junyang Lin, Chang Zhou, and Jingren Zhou. Qwen-vl: A frontier large vision-language model with versatile abilities. *arXiv preprint arXiv:2308.12966*, 2023.
- [3] Shuai Bai, Keqin Chen, Xuejing Liu, Jialin Wang, Wenbin Ge, Sibao Song, Kai Dang, Peng Wang, Shijie Wang, Jun Tang, Humen Zhong, Yuanzhi Zhu, Mingkun Yang, Zhaohai Li, Jianqiang Wan, Pengfei Wang, Wei Ding, Zheren Fu, Yiheng Xu, Jiabo Ye, Xi Zhang, Tianbao Xie, Zesen Cheng, Hang Zhang, Zhibo Yang, Haiyang Xu, and Junyang Lin. Qwen2.5-vl technical report, 2025.
- [4] Sijie Cheng, Zhicheng Guo, Jingwen Wu, Kechen Fang, Peng Li, Huaping Liu, and Yang Liu. Egothink: Evaluating first-person perspective thinking capability of vision-language models. In *Proceedings of the IEEE/CVF Conference on Computer Vision and Pattern Recognition*, pages 14291–14302, 2024.
- [5] Abhishek Das, Samyak Datta, Georgia Gkioxari, Stefan Lee, Devi Parikh, and Dhruv Batra. Embodied question answering. In *Proceedings of the IEEE conference on computer vision and pattern recognition*, pages 1–10, 2018.
- [6] Zi-Yi Dou, Xitong Yang, Tushar Nagarajan, Huiyu Wang, Jing Huang, Nanyun Peng, Kris Kitani, and Fu-Jen Chu. Unlocking exocentric video-language data for egocentric video representation learning. *arXiv preprint arXiv:2408.03567*, 2024.
- [7] Nouha Dziri, Ximing Lu, Melanie Sclar, Xiang Lorraine Li, Liwei Jiang, Bill Yuchen Lin, Sean Welleck, Peter West, Chandra Bhagavatula, Ronan Le Bras, et al. Faith and fate: Limits of transformers on compositionality. *Advances in Neural Information Processing Systems*, 36:70293–70332, 2023.
- [8] Chenyou Fan. Egovqa-an egocentric video question answering benchmark dataset. In *Proceedings of the IEEE/CVF International Conference on Computer Vision Workshops*, 2019.
- [9] Chenyou Fan, Jangwon Lee, Mingze Xu, Krishna Kumar Singh, Yong Jae Lee, David J Crandall, and Michael S Ryoo. Identifying first-person camera wearers in third-person videos. In *Proceedings of the IEEE Conference on Computer Vision and Pattern Recognition*, pages 5125–5133, 2017.
- [10] Yuqian Fu, Runze Wang, Yanwei Fu, Danda Pani Paudel, Xuanjing Huang, and Luc Van Gool. Objectrelator: Enabling cross-view object relation understanding in ego-centric and exo-centric videos. *arXiv preprint arXiv:2411.19083*, 2024.
- [11] Gemini Team. Gemini 1.5: Unlocking multimodal understanding across millions of tokens of context. *arXiv preprint arXiv:2403.05530*, 2024.
- [12] Kristen Grauman, Andrew Westbury, Lorenzo Torresani, Kris Kitani, Jitendra Malik, Triantafyllos Afouras, Kumar Ashutosh, Vijay Baiyya, Siddhant Bansal, Bikram Boote, et al. Ego-exo4d: Understanding skilled human activity from first-and third-person perspectives. In *Proceedings of the IEEE/CVF Conference on Computer Vision and Pattern Recognition*, pages 19383–19400, 2024.
- [13] Aaron Hurst, Adam Lerer, Adam P Goucher, Adam Perelman, Aditya Ramesh, Aidan Clark, AJ Ostrow, Akila Welihinda, Alan Hayes, Alec Radford, et al. Gpt-4o system card. *arXiv preprint arXiv:2410.21276*, 2024.
- [14] Baoxiong Jia, Yixin Chen, Siyuan Huang, Yixin Zhu, and Song-Chun Zhu. Lemma: A multi-view dataset for learning multi-agent multi-task activities. In *European Conference on Computer Vision*, pages 767–786. Springer, 2020.
- [15] Dongfu Jiang, Xuan He, Huaye Zeng, Cong Wei, Max Ku, Qian Liu, and Wenhui Chen. Mantis: Interleaved multi-image instruction tuning. *Transactions on Machine Learning Research*, 2024.

- [16] Andrew K Lampinen, Ishita Dasgupta, Stephanie CY Chan, Kory Matthewson, Michael Henry Tessler, Antonia Creswell, James L McClelland, Jane X Wang, and Felix Hill. Can language models learn from explanations in context? *arXiv preprint arXiv:2204.02329*, 2022.
- [17] Bo Li, Yuanhan Zhang, Dong Guo, Renrui Zhang, Feng Li, Hao Zhang, Kaichen Zhang, Peiyuan Zhang, Yanwei Li, Ziwei Liu, et al. Llava-onevision: Easy visual task transfer. *arXiv preprint arXiv:2408.03326*, 2024.
- [18] Feng Li, Renrui Zhang, Hao Zhang, Yuanhan Zhang, Bo Li, Wei Li, Zejun Ma, and Chunyuan Li. Llava-next-interleave: Tackling multi-image, video, and 3d in large multimodal models. *arXiv preprint arXiv:2407.07895*, 2024.
- [19] Yanghao Li, Tushar Nagarajan, Bo Xiong, and Kristen Grauman. Ego-exo: Transferring visual representations from third-person to first-person videos. In *Proceedings of the IEEE/CVF Conference on Computer Vision and Pattern Recognition*, pages 6943–6953, 2021.
- [20] Kevin Qinghong Lin, Jinpeng Wang, Mattia Soldan, Michael Wray, Rui Yan, Eric Z Xu, Difei Gao, Rong-Cheng Tu, Wenzhe Zhao, Weijie Kong, et al. Egocentric video-language pretraining. *Advances in Neural Information Processing Systems*, 35:7575–7586, 2022.
- [21] Chao Liu, Chi San Cheung, Mingqing Xu, Zhongyue Zhang, Mingyang Su, and Mingming Fan. Toward facilitating search in vr with the assistance of vision large language models. In *Proceedings of the 30th ACM Symposium on Virtual Reality Software and Technology*, pages 1–14, 2024.
- [22] Haotian Liu, Chunyuan Li, Qingyang Wu, and Yong Jae Lee. Visual instruction tuning. *Advances in neural information processing systems*, 36, 2024.
- [23] Jia-Wei Liu, Weijia Mao, Zhongcong Xu, Jussi Keppo, and Mike Zheng Shou. Exocentric-to-egocentric video generation. *Advances in Neural Information Processing Systems*, 37:136149–136172, 2024.
- [24] Haoyu Lu, Wen Liu, Bo Zhang, Bingxuan Wang, Kai Dong, Bo Liu, Jingxiang Sun, Tongzheng Ren, Zhuoshu Li, Hao Yang, et al. Deepseek-vl: towards real-world vision-language understanding. *arXiv preprint arXiv:2403.05525*, 2024.
- [25] Arjun Majumdar, Anurag Ajay, Xiaohan Zhang, Pranav Putta, Sriram Yenamandra, Mikael Henaff, Sneha Silwal, Paul Mcvay, Oleksandr Maksymets, Sergio Arnaud, et al. Openeqa: Embodied question answering in the era of foundation models. In *Proceedings of the IEEE/CVF conference on computer vision and pattern recognition*, pages 16488–16498, 2024.
- [26] Sagnik Majumder, Tushar Nagarajan, Ziad Al-Halah, and Kristen Grauman. Switch-a-view: Few-shot view selection learned from edited videos. *arXiv preprint arXiv:2412.18386*, 2024.
- [27] Sagnik Majumder, Tushar Nagarajan, Ziad Al-Halah, Reina Pradhan, and Kristen Grauman. Which viewpoint shows it best? language for weakly supervising view selection in multi-view videos. *arXiv preprint arXiv:2411.08753*, 2024.
- [28] Karttikeya Mangalam, Raiymbek Akshulakov, and Jitendra Malik. Egoschema: A diagnostic benchmark for very long-form video language understanding. *Advances in Neural Information Processing Systems*, 36:46212–46244, 2023.
- [29] Chancharik Mitra, Brandon Huang, Trevor Darrell, and Roei Herzig. Compositional chain-of-thought prompting for large multimodal models. In *Proceedings of the IEEE/CVF Conference on Computer Vision and Pattern Recognition*, pages 14420–14431, 2024.
- [30] Shraman Pramanick, Yale Song, Sayan Nag, Kevin Qinghong Lin, Hardik Shah, Mike Zheng Shou, Rama Chellappa, and Pengchuan Zhang. Egovlpv2: Egocentric video-language pre-training with fusion in the backbone. In *Proceedings of the IEEE/CVF International Conference on Computer Vision*, pages 5285–5297, 2023.
- [31] Dominick Reilly, Manish Kumar Govind, Le Xue, and Srijan Das. From my view to yours: Ego-augmented learning in large vision language models for understanding exocentric daily living activities. *arXiv preprint arXiv:2501.05711*, 2025.
- [32] Gunnar A Sigurdsson, Abhinav Gupta, Cordelia Schmid, Ali Farhadi, and Karteek Alahari. Charades-ego: A large-scale dataset of paired third and first person videos. *arXiv preprint arXiv:1804.09626*, 2018.
- [33] Alessandro Suglia, Claudio Greco, Katie Baker, Jose L. Part, Ioannis Papaioannou, Arash Eshghi, Ioannis Konstas, and Oliver Lemon. AlanaVLM: A multimodal embodied AI foundation model for egocentric video understanding. In *Findings of the Association for Computational Linguistics: EMNLP 2024*, pages 11101–11122. Association for Computational Linguistics, November 2024.

- [34] Gemini Team. Gemini: A family of highly capable multimodal models, 2024.
- [35] Peng Wang, Shuai Bai, Sinan Tan, Shijie Wang, Zhihao Fan, Jinze Bai, Keqin Chen, Xuejing Liu, Jialin Wang, Wenbin Ge, et al. Qwen2-vl: Enhancing vision-language model’s perception of the world at any resolution. *arXiv preprint arXiv:2409.12191*, 2024.
- [36] Qitong Wang, Long Zhao, Liangzhe Yuan, Ting Liu, and Xi Peng. Learning from semantic alignment between unpaired multiviews for egocentric video recognition. In *Proceedings of the IEEE/CVF International Conference on Computer Vision*, pages 3307–3317, 2023.
- [37] Weiyun Wang, Shuibo Zhang, Yiming Ren, Yuchen Duan, Tiantong Li, Shuo Liu, Mengkang Hu, Zhe Chen, Kaipeng Zhang, Lewei Lu, et al. Needle in a multimodal haystack. *arXiv preprint arXiv:2406.07230*, 2024.
- [38] Jason Wei, Xuezhi Wang, Dale Schuurmans, Maarten Bosma, Fei Xia, Ed Chi, Quoc V Le, Denny Zhou, et al. Chain-of-thought prompting elicits reasoning in large language models. *Advances in neural information processing systems*, 35:24824–24837, 2022.
- [39] Yiqi Wu, Xiaodan Hu, Ziming Fu, Siling Zhou, and Jiangong Li. Gpt-4o: Visual perception performance of multimodal large language models in piglet activity understanding. *arXiv preprint arXiv:2406.09781*, 2024.
- [40] Dejing Xu, Zhou Zhao, Jun Xiao, Fei Wu, Hanwang Zhang, Xiangnan He, and Yueting Zhuang. Video question answering via gradually refined attention over appearance and motion. In *Proceedings of the 25th ACM international conference on Multimedia*, pages 1645–1653, 2017.
- [41] Jilan Xu, Yifei Huang, Junlin Hou, Guo Chen, Yuejie Zhang, Rui Feng, and Weidi Xie. Retrieval-augmented egocentric video captioning. In *Proceedings of the IEEE/CVF Conference on Computer Vision and Pattern Recognition*, pages 13525–13536, 2024.
- [42] Jilan Xu, Yifei Huang, Baoqi Pei, Junlin Hou, Qingqiu Li, Guo Chen, Yuejie Zhang, Rui Feng, and Weidi Xie. Egoexo-gen: Ego-centric video prediction by watching exo-centric videos. *arXiv preprint arXiv:2504.11732*, 2025.
- [43] Zihui Sherry Xue and Kristen Grauman. Learning fine-grained view-invariant representations from unpaired ego-exo videos via temporal alignment. *Advances in Neural Information Processing Systems*, 36:53688–53710, 2023.
- [44] Heeseung Yun, Youngjae Yu, Wonsuk Yang, Kangil Lee, and Gunhee Kim. Pano-avqa: Grounded audio-visual question answering on 360deg videos. In *Proceedings of the IEEE/CVF International Conference on Computer Vision*, pages 2031–2041, 2021.
- [45] Amir Zadeh, Michael Chan, Paul Pu Liang, Edmund Tong, and Louis-Philippe Morency. Social-iq: A question answering benchmark for artificial social intelligence. In *Proceedings of the IEEE/CVF Conference on Computer Vision and Pattern Recognition*, pages 8807–8817, 2019.
- [46] Daoan Zhang, Junming Yang, Hanjia Lyu, Zijian Jin, Yuan Yao, Mingkai Chen, and Jiebo Luo. Cocot: Contrastive chain-of-thought prompting for large multimodal models with multiple image inputs. *arXiv preprint arXiv:2401.02582*, 2024.
- [47] Haoyu Zhang, Qiaohui Chu, Meng Liu, Yunxiao Wang, Bin Wen, Fan Yang, Tingting Gao, Di Zhang, Yaowei Wang, and Liqiang Nie. Exo2ego: Exocentric knowledge guided mllm for egocentric video understanding. *arXiv preprint arXiv:2503.09143*, 2025.
- [48] Ziwei Zhao, Yuchen Wang, and Chuhua Wang. Fusing personal and environmental cues for identification and segmentation of first-person camera wearers in third-person views. In *Proceedings of the IEEE/CVF Conference on Computer Vision and Pattern Recognition*, pages 16477–16487, 2024.
- [49] Ge Zheng, Bin Yang, Jiajin Tang, Hong-Yu Zhou, and Sibe Yang. Ddcot: Duty-distinct chain-of-thought prompting for multimodal reasoning in language models. *Advances in Neural Information Processing Systems*, 36:5168–5191, 2023.
- [50] Jinguo Zhu, Weiyun Wang, Zhe Chen, Zhaoyang Liu, Shenglong Ye, Lixin Gu, Hao Tian, Yuchen Duan, Weijie Su, Jie Shao, Zhangwei Gao, Erfei Cui, Xuehui Wang, Yue Cao, Yangzhou Liu, Xingguang Wei, Hongjie Zhang, Haomin Wang, Weiye Xu, Hao Li, Jiahao Wang, Nianchen Deng, Songze Li, Yinan He, Tan Jiang, Jiapeng Luo, Yi Wang, Conghui He, Botian Shi, Xingcheng Zhang, Wenqi Shao, Junjun He, Yingdong Xiong, Wenwen Qu, Peng Sun, Penglong Jiao, Han Lv, Lijun Wu, Kaipeng Zhang, Huipeng Deng, Jiaye Ge, Kai Chen, Limin Wang, Min Dou, Lewei Lu, Xizhou Zhu, Tong Lu, Dahua Lin, Yu Qiao, Jifeng Dai, and Wenhao Wang. Internvl3: Exploring advanced training and test-time recipes for open-source multimodal models, 2025.

Table 4: Comparison with existing VQA benchmarks and E3VQA. Unlike existing benchmarks, E3VQA is designed to evaluate comprehensive scene understanding and reasoning by leveraging paired ego-exo images and diverse question perspectives.

| Benchmark | Task Objective | Visual Perspective | Question Perspective | Answer Type | Evaluator | #Questions (test) |
|----------------|---|--------------------|----------------------|------------------|-----------|-------------------|
| MSVD-QA [40] | General Understanding | Exo | Exo | Predefined-Label | Accuracy | 13K |
| MSRVTT-QA [40] | General Understanding | Exo | Exo | Predefined-Label | Accuracy | 72K |
| Social-IQ [45] | Social Understanding | Exo | Exo | Multi-Choice | Accuracy | 7.5K |
| Pano-AVQA [44] | Spatial / Audio-Visual Reasoning | Exo | Exo | Predefined-Label | Accuracy | 5.3K |
| EgoVQA [8] | Egocentric Visual Understanding | Ego | Ego or Exo | Multi-Choice | Accuracy | 120 |
| EgoSchema [28] | Long-Term Reasoning | Ego | Ego | Multi-Choice | Accuracy | 5K |
| EgoThink [4] | First-Person Thinking | Ego | Ego | Open-Ended | LLMs | 700 |
| EmbodiedQA [5] | Goal-Driven Scene Understanding | Ego | Exo | Predefined-Label | Accuracy | 529 |
| OpenEQA [25] | Environment Understanding | Ego | Ego or Exo | Open-Ended | LLMs | 1.6K |
| E3VQA | Comprehensive Scene Understanding and Reasoning | Ego and Exo | Ego or Exo | Multi-Choice | Accuracy | 4K |

A Related Work

A.1 Ego-Exo Datasets and Tasks

Egocentric and exocentric views offer complementary information for understanding users and their environments. Early datasets like Charades-Ego [32] and LEMMA [14] introduced paired ego-exo data, while EgoExo4D [12] further scaled this paired ego-exo data with large, synchronized videos capturing diverse real-world scenarios. To generalize semantic understanding across multiple perspectives, a body of work has focused on learning view-invariant representations [36, 43]. Furthermore, efforts to align ego-exo content have emerged, including object-level mappings [10] and techniques for identifying and segmenting camera wearers in exocentric scenes [9, 48]. In parallel, cross-view knowledge transfer has been actively explored, with each perspective leveraged to improve the understanding of the other [47, 19, 41, 31]. Several studies have addressed viewpoint selection across perspectives by proposing methods for dynamically selecting informative views over time [26, 27]. Others have explored generating egocentric video from exocentric inputs using diffusion-based models [23, 42] or cropping third-person frames to distill egocentric-relevant cues [6]. Despite these advances, a task that jointly reasons over synchronized egocentric and exocentric views within LVLMS remains underexplored, highlighting a promising direction for future research.

A.2 Visual Question Answering with LVLMS

Visual Question Answering (VQA) benchmarks test a model’s ability to interpret and reason over diverse visual content. Most existing VQA datasets are constructed from large-scale web-crawled data, typically consisting of images captured from fixed third-person cameras. MSVD-QA [40] and MSRVTT-QA [40] target general visual understanding through diverse question types, including what, how, when, where, and why. Pano-AVQA [44] evaluates spatial and audio-visual reasoning in panoramic 360° scenes, while Social IQ [45] focuses on social understanding by inferring the intentions and interactions of people within a scene. To support scenarios that require understanding from the user’s perspective, egocentric VQA datasets capturing first-person views have emerged. EgoVQA [8] evaluates first-person visual understanding by offering both egocentric and exocentric queries on first-person visual inputs. EgoSchema [28] evaluates long-form egocentric video understanding by assessing a model’s ability to recall previously observed objects and events. EgoThink [4] evaluates first-person reasoning across diverse categories that reflect practical, real-world scenarios. Another line of work includes embodied QA benchmarks such as EmbodiedQA [5] and OpenEQA [25], where agents are required to navigate or interact with their environments to answer queries. Although numerous VQA datasets aim to evaluate LVLMS across diverse aspects, they cannot assess a model’s ability to seamlessly combine complementary visual information from paired ego and exo views (see Table 4).

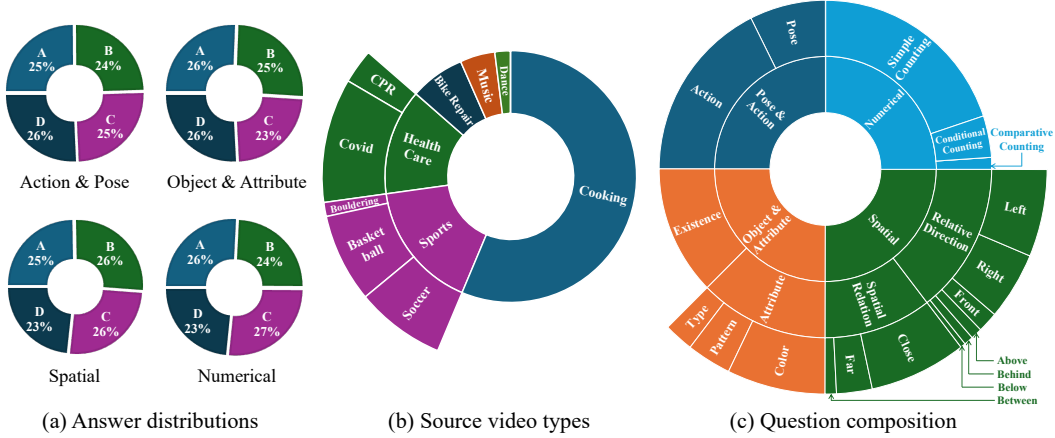


Figure 7: E3VQA statistics: (a) Distribution of correct answers across the four options (A–D), (b) Distribution of source video types used to construct E3VQA, and (c) Composition of question types within each category.

B E3VQA Benchmark Details

B.1 Categories and Challenges

In addition to the challenges described in Section 2.2, each of the following four categories highlights a distinct challenge in the ego-exo multi-image scenario:

- **Pose & Action Perception** focuses on recognizing a person’s physical state and movement, such as how their body is positioned and what kinds of gestures or actions they are performing. The presence of multiple people, including the user and duplicated individuals across views, can confuse the model when identifying the question’s target. The model must correctly identify the intended individuals and interpret their physical state and behavior.
- **Object & Attribute Perception** involves identifying objects and their attributes, such as color, pattern, or type. Objects may appear in only one view, be partially occluded, or look different due to variations in viewpoint and field of view. To answer correctly, models must resolve such ambiguities and ground the object consistently across views.
- **Numerical Reasoning** addresses tasks involving counting and comparing quantities, such as determining the number of people or objects in a scene. A single view may not include all instances necessary to answer the question, and the same object may appear redundantly across different views. To produce accurate counts, the model must integrate information from both views by handling overlapping objects and aggregating evidence across views.
- **Spatial Reasoning** focuses on understanding the spatial information of a scene, including how objects and people are positioned relative to one another and how they are arranged within the environment. In multi-view spatial reasoning, differences in viewpoint angle and field of view can cause the same object to appear at varying positions in each image, become occluded in some views, or exhibit different spatial relationships with surrounding objects. To overcome these challenges, the model must align positional information from multiple views to construct a coherent understanding of spatial relationships within the scene.

B.2 Statistics

Figure 7 summarizes the statistics of the E3VQA benchmark. Figure 7(a) shows the distribution of correct answer choices across options (A–D) within each category. The uniform distribution of correct answers across the four options helps mitigate answer position bias. Figure 7(b) shows the distribution of source video types used to construct E3VQA, demonstrating the benchmark’s broad coverage of real-world user-interaction scenarios. Finally, Figure 7(c) illustrates the detailed composition of question types within each category, underscoring E3VQA’s broad scope of evaluation.

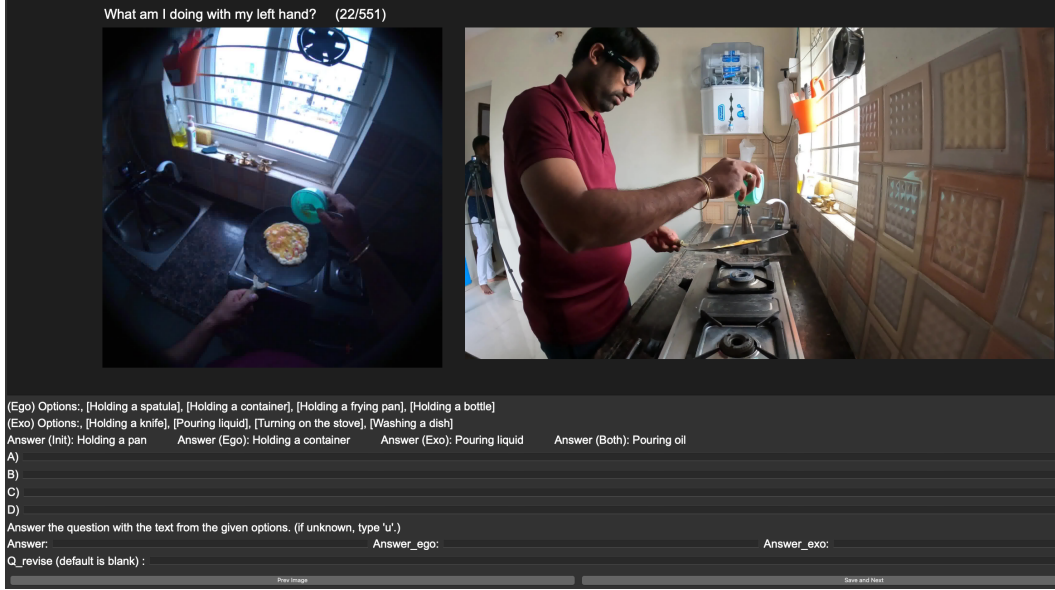


Figure 8: User interface provided for annotators during the human verification stage.

B.3 Details of Human Verification Stage

During the human verification stage, each of the four expert annotators is assigned to a specific question category and conducts verification using the user interface shown in Figure 8. Annotators initially utilized the view-specific responses generated in Section 2.3.2 to construct answer options. To supplement potentially redundant or low-quality responses, we generate two additional option sets, each containing four candidate options derived from the ego and exo images, respectively. Using these option sets, each annotator independently curates full question sets, including the question, correct answer, and distractor options, for their assigned category. After the initial construction, each annotator reviews subsets created by others to ensure consistency and clarity across the dataset, filtering out any ambiguous or low-quality instances.

C Experimental Details

C.1 LVLMs Overview and Evaluation Setup

Table 5 provides an overview of the LVLMs used in our experiments in terms of the model architecture and the use of egocentric data in training. These models are selected based on their capability of processing multi-image inputs. By evaluating models with diverse vision-language architectures, we examine how recent LVLMs respond to and reason through the challenges posed by the E3VQA benchmark. For evaluation, we use NVIDIA RTX A6000 GPUs. All evaluation results are reported as the mean and standard deviation over three independent runs, using each model’s default generation settings.

C.2 CoT Baselines Overview

Building on its success in large language models (LLMs), CoT prompting has been extended to LVLMs to enhance inference-time reasoning. DDCoT [49] breaks down a question into a sequence of sub-questions and corresponding sub-answers, which are then used collectively to derive the final answer to the original question. CoCoT [46], introduced for multi-image input scenarios, compares the similarities and differences between images, guiding the model to answer questions based on the identified visual contrasts. CCoT [29] helps understand the overall context of an image through scene graphs, where a scene graph is first generated via the LVLM and then incorporated into the prompt to enable compositional reasoning over objects, relations, and attributes. Despite their successes,

Table 5: Comparison of open-Source LVLMS: architecture (vision encoder and LLM) and egocentric data usage during training.

| Model | Vision Encoder | LLM Backbone | Train w/ Ego Data |
|--------------------------|---------------------------|-----------------|-------------------|
| InternVL3-14B | InternViT-300M-448px-V2.5 | Qwen2.5-14B | Not Provided |
| Qwen2.5-VL-7B | ViT (customized) | Qwen2.5-7B | Not Provided |
| Qwen2-VL-7B | ViT-L | Qwen2-7B | ✗ |
| LLaVA-NeXT-OneVision-7B | SigLIP-SO | Qwen2-7B | ✓ |
| InternVL2-8B | InternViT-300M | Qwen2.5-7B | ✓ |
| LLaVA-NeXT-Interleave-7B | SigLIP-SO | Qwen1.5-7B | ✗ |
| MANTIS-Idetics2-8B | SigLIP | Mistral-7B-v0.1 | ✗ |
| Deepseek-VL-chat-7B | SigLIP-L, SAM-B | DeepSeek-LLM-7B | ✗ |
| Qwen-VL-Chat-7B | ViT-bigG | Qwen-7B | ✗ |

Table 6: Performance comparison of various methods on open-source models.

| Methods | Pose & Action | | Object & Attribute | | Numerical | | Spatial | | Avg. |
|---------------------|-------------------------|-------------------------|-------------------------|-------------------------|-------------------------|-------------------------|-------------------------|-------------------------|--------------|
| | Ego | Exo | Ego | Exo | Ego | Exo | Ego | Exo | |
| InternVL3 - 14B | | | | | | | | | |
| Default | 44.73 \pm 1.50 | 54.93 \pm 1.42 | 68.13 \pm 0.81 | 73.73 \pm 0.99 | 35.60 \pm 1.11 | 53.00 \pm 0.20 | 45.67 \pm 0.58 | 48.33 \pm 0.99 | 53.02 |
| DDCoT [49] | 47.87 \pm 0.83 | 58.33 \pm 2.64 | 68.47 \pm 0.50 | 72.67 \pm 1.42 | 35.33 \pm 2.53 | 46.80 \pm 2.12 | 50.67 \pm 1.10 | 45.93 \pm 0.95 | 53.26 |
| CoCoT [46] | 49.53 \pm 0.81 | 57.27 \pm 0.50 | 68.27 \pm 1.14 | 72.53 \pm 1.14 | 34.87 \pm 1.55 | 47.93 \pm 0.64 | 49.20 \pm 1.91 | 46.27 \pm 0.95 | 53.23 |
| CCoT [29] | 44.60 \pm 1.91 | 58.40 \pm 2.09 | 65.27 \pm 0.64 | 73.80 \pm 0.53 | 37.80 \pm 3.30 | 50.00 \pm 0.72 | 46.27 \pm 1.33 | 48.80 \pm 1.78 | 53.12 |
| M3CoT (Ours) | 45.87 \pm 1.21 | 60.00 \pm 0.35 | 70.60 \pm 0.40 | 75.73 \pm 0.76 | 35.07 \pm 0.50 | 50.87 \pm 0.70 | 50.80 \pm 0.92 | 49.40 \pm 0.72 | 54.79 |
| InternVL3 - 8B | | | | | | | | | |
| Default | 43.70 \pm 3.25 | 54.90 \pm 0.42 | 64.80 \pm 0.85 | 70.30 \pm 0.71 | 35.90 \pm 2.12 | 45.20 \pm 1.13 | 42.10 \pm 2.97 | 46.60 \pm 3.11 | 50.44 |
| DDCoT [49] | 48.10 \pm 0.99 | 59.20 \pm 4.24 | 67.20 \pm 0.28 | 68.80 \pm 1.13 | 34.60 \pm 0.85 | 47.00 \pm 0.00 | 46.30 \pm 2.69 | 45.80 \pm 1.41 | 52.13 |
| CoCoT [46] | 43.90 \pm 0.14 | 58.20 \pm 1.13 | 65.10 \pm 0.42 | 68.40 \pm 1.13 | 37.10 \pm 1.84 | 48.70 \pm 0.42 | 43.50 \pm 2.97 | 43.40 \pm 0.57 | 51.04 |
| CCoT [29] | 44.00 \pm 0.85 | 55.00 \pm 1.41 | 63.60 \pm 0.57 | 68.30 \pm 1.27 | 35.50 \pm 0.42 | 51.20 \pm 1.41 | 43.40 \pm 0.57 | 44.70 \pm 3.54 | 50.71 |
| M3CoT (Ours) | 45.50 \pm 0.14 | 57.20 \pm 0.00 | 68.20 \pm 0.00 | 71.20 \pm 0.00 | 37.60 \pm 0.00 | 47.50 \pm 0.71 | 53.80 \pm 0.00 | 49.20 \pm 0.00 | 53.78 |

their applicability to ego-exo multi-image contexts remains unexplored, raising an open challenge for extending CoT method to multi-image settings.

D Additional Experiments and Analysis of M3CoT

D.1 Evaluation on Open-Source Models

We present experimental results of our M3CoT prompting technique compared to existing CoT methods on open-source LVLMS. Specifically, we apply M3CoT on InternVL3-14B [50], the top-performing open-source model, and further evaluate the performance on InternVL3-8B. As shown in Table 6, most CoT methods result in only marginal performance gains, with several failing to improve accuracy and even causing degradation in certain categories. This aligns with prior findings suggesting that the CoT method is often ineffective in smaller models with limited reasoning capability [38, 16, 7]. Despite the limitations observed in smaller models, our M3CoT consistently achieves superior performance compared to other CoT methods, highlighting its robustness across model sizes.

D.2 Analysis of Iteration Steps in Multi-Agent Scene Graph Refinement

To analyze the effect of iteration steps in M3CoT, we report the accuracy of each individual perspective as well as the majority-voted answer derived from them at each iteration. As shown in Figure 9, without any information exchange across perspectives, all individual perspectives and the majority-voted answer achieve relatively low accuracy (iteration 0). As agents begin to exchange their scene graphs, we observe a steady improvement in the accuracy of each individual perspective, suggesting that iterative refinement facilitates mutual enhancement through shared contextual understanding. This process also leads to a corresponding increase in voting accuracy, reflecting not only the enhanced quality of individual predictions but also a stronger consensus across perspectives. However, beyond the second iteration, we find that both individual accuracy and voting accuracy plateau. We

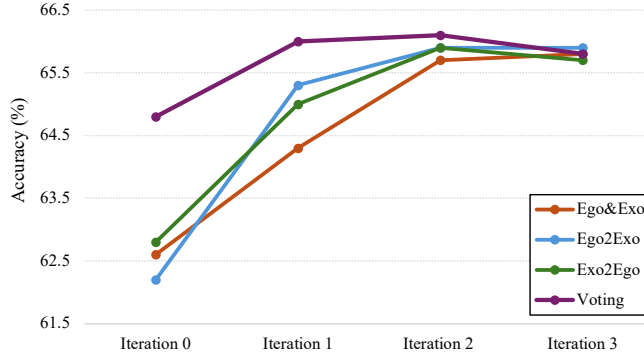


Figure 9: Performance across different perspectives and majority voting results over iteration steps.

attribute this saturation to the convergence of information across agents: while initial iterations benefit from the diversity of complementary perspectives, excessive alignment diminishes the gains from their integration. This observation highlights a trade-off in our multi-perspective refinement strategy between refining individual scene representations and preserving representational diversity. Note that all experiments and analyses in this paper are conducted with a fixed iteration count of 1, using Gemini 2.0 Flash unless otherwise specified.

D.3 Qualitative Examples of Scene Graphs from Three Perspectives

To further examine how different perspectives in M3CoT contribute to capturing complementary information, we present additional qualitative examples of scene graphs derived from each perspective. As shown in Figures 10, 11, and 12, the scene graphs from the three perspectives exhibit complementary strengths depending on the question, particularly regarding which image should be referenced to answer it.

D.4 Additional Qualitative Examples of Different CoT Reasoning Processes

We provide additional examples that illustrate how our method improves reasoning compared to other CoT approaches (see Figure 13).

E Prompt Templates

E.1 Prompt Templates for E3VQA Construction

To guide LVLMs in understanding the question categories and tasks for generating meaningful question-answer pairs, we carefully design the prompts for each stage. To generate question-answer pairs from a single viewpoint, we use the prompts shown in Figure 14–23. For view-specific response generation, we apply the prompts in Figure 24–31. For response-based filtering, we use the prompts shown in Figure 32 and 33. Finally, to generate four candidate options from either the ego or exo image, we use the prompts illustrated in Figure 34 and 35.

E.2 Prompt Templates for Experiments

The default system prompt and question prompt for E3VQA are shown in Figure 36. In addition, we present the prompts employed in the M3CoT. Scene graph generation prompts for each perspective are shown in Figure 37–39, and the prompts for scene graph refinement across agents are presented in Figure 40. For reference, the prompts used in other CoT methods are shown in Figure 41–43.

F Limitations

Despite its contributions, this work has several limitations. First, the E3VQA benchmark is solely based on the EgoExo4D dataset, which may exhibit dataset bias and limited generalizability in real-world visual assistant scenarios. Second, although the queries and answer options in E3VQA are carefully crafted, they may not fully capture the diversity of natural language expressions and user intents encountered in real-world interactions with visual AI assistants. Third, while recent AI APIs offer a solution for scaling the benchmark, their use entails substantial financial costs. Fourth, M3CoT introduces increased computational overhead due to its multi-step reasoning across multiple perspectives, which may limit its applicability in resource-constrained scenarios. Finally, since E3VQA is constructed from images rather than videos, the benchmark may not fully assess an LVLM’s ability to capture temporal cues and motion dynamics, an aspect we leave for future work.

G Ethics Statement

This work has the potential to positively impact society by enhancing the capabilities of visual assistants and embodied AI systems, particularly in scenarios that require comprehensive scene understanding from both egocentric and exocentric views. Such advancements may enhance human–AI interaction and improve support in assistive technologies. However, the use of egocentric visual data may raise important privacy concerns, especially in sensitive environments. We acknowledge these risks and emphasize the importance of implementing safeguards and transparency mechanisms in future deployments. As part of our commitment to responsible data use, we have obtained the appropriate licenses from the contributing institutions for the use of the EgoExo4D dataset in this research.





| | | | |
|---|---|--|--|
|  |  | Ego2Exo Final Answer : D) | Scene graph: [{"objects": [{"id": " person1 ", "description": "person", "count": 1}]} ..., "summary": {"total_people": 1}] |
| Ego View | Exo View | Exo2Ego Final Answer : D) | Scene graph: [{"objects": [{"id": " person_1 ", "name": "person", "count": 3}]}], ...}] |
| Q: How many people are in the scene? A) 2 C) 1 | | Ego&Exo Final Answer : B) | Scene graph: [{"objects": [{"id": " person1 ", "perspective": " image1 "}, {"id": " person2 ", "perspective": " image1 "}, {"id": " person3 ", "perspective": " image1 "}, {"id": " person4 ", "perspective": " image2 "}]}] |
|  |  | Ego2Exo Final Answer : D) | Scene graph: [{"objects": [{"id": " person1 ", "name": "person", "attributes": {"standing": true}}], "relationships": [{"subject": " person1 ", "relation": "in", "object": "scene"}]} |
| Ego View | Exo View | Exo2Ego Final Answer : D) | Scene graph: [{"objects": [{"id": " person1 ", "attributes": ["wearing glasses", "wearing a white shirt"]}, {"id": " person2 ", "attributes": "standing"}, {"id": " person3 ", "attributes": "sitting"}]}, ..., "summary": "There are three people in the scene. "] |
| Q: How many people are in the scene? A) 2 C) 1 | | Ego&Exo Final Answer : B) | Scene graph: "objects": [{"id": " person1 ", "perspective": " image1 "}, {"id": " person2 ", "perspective": " image1 "}, {"id": " person3 ", "perspective": " image1 "}, {"id": " user ", "perspective": " image2 "}, {"total_people": 4}] |

Figure 10: Qualitative examples of answers and reasoning processes generated by different perspectives. The scene graph from the Ego&Exo perspective demonstrates a strong capability to capture the information necessary for answering questions grounded in both ego and exo views.





| | | | |
|--|---|--|--|
|  |  | Ego2Exo Final Answer : A) | Scene graph: [{"objects": [{"id": "person_light_blue_shirt", "attributes": {"shirt_color": "light blue", "arm_position": "hands resting by the sides"}}, ... , {"id": "person_crossing_arms", ...}]} |
| Ego View | Exo View | Exo2Ego Final Answer : C) | Scene graph: [{"objects": [{"name": "person", "attributes": "wearing light blue shirt"} , ... , {"name": "arms", "relation": "crossed", "target": "person"}]} |
| Q: How is the person in the light blue shirt positioned? A) Hands resting by the sides B) Sitting on a bench C) Crossing arms D) Leaning on a ladder | | Ego&Exo Final Answer : C) | Scene graph: [{"objects": [{"id": "person1", "description": "person in light blue shirt", "attributes": {"shirt_color": "light blue", "position": "standing", "pose": "crossing arms"}, ... }]}] |
|  |  | Ego2Exo Final Answer : B) | Scene graph: [{"objects": [{"id": "person", "description": "person playing violin"}, ... , {"id": "tripod", "relation": "to the right of", "target": "person"}, ...]}] |
| Ego View | Exo View | Exo2Ego Final Answer : C) | Scene graph: [{"objects": [{"id": "person", "relation": "playing", "target": "violin"}, ... , {"id": "tripod", "relation": "in front of", "target": "person"}]}] |
| Q: What object is on the right of the person playing violin? A) Music stand B) Tripod C) Light switch D) Trash bin | | Ego&Exo Final Answer : C) | Scene graph: [{"objects": [{"id": "tripod", "relation": "to the right of", "target": "person"}, ... , {"id": "light_switch", "relation": "to the right of", "target": "person"}]}] |

Figure 11: Qualitative examples of answers and reasoning processes generated by different perspectives. The scene graph from the Ego2Exo perspective demonstrates a strong capability to capture the information necessary for answering questions grounded in the exo view alone.

| | | |
|--|--|---|
|  |  | <p>Ego2Exo Final Answer : A)</p> <p>Scene graph: [{"objects": [{"name": "man", "attributes": ["in light green shirt", "sitting"], "relation": "holding", "target": "swab", "hand": "left"}, {"name": "timer", "relation": "on", "target": "table"}]}]</p> |
| <p>Q: What is the man in a light green top holding in his left hand?</p> <p>A) Box B) Instruction manual C) Timer D) Phone</p> | <p>Exo2Ego Final Answer : C)</p> <p>Scene graph: [{"objects": [{"name": "man", "attributes": ["sitting", "light green shirt"], "relation": "holding", "target": "timer"}], ...}]</p> | |
|  |  | <p>Ego2Exo Final Answer : C)</p> <p>Scene graph: [{"objects": [{"name": "frying pan", "relation": "far", "target": "window"}, {"name": "gas cylinder", "relation": "near", "target": "window"}], ...}]</p> |
| <p>Q: What is the object closest to the window?</p> <p>A) Frying pan B) Cutting board C) Gas cylinder D) Knife</p> | <p>Exo2Ego Final Answer : A)</p> <p>Scene graph: [{"objects": [{"name": "window", "relation": "closest to", "target": "frying pan"}], ...}]</p> | |
| | <p>Ego&Exo Final Answer : C)</p> <p>Scene graph: [... , {"relationships": [{"source": "frying_pan", "target": "window", "type": "far_from"}, {"source": "gas_cylinder", "target": "window", "type": "near"}]}]</p> | |

Figure 12: Qualitative examples of answers and reasoning processes generated by different perspectives. The scene graph from the Exo2Ego perspective demonstrates a strong capability to capture the information necessary for answering questions grounded in the ego view alone.





| | | |
|--|---|--|
|  |  | <p>DDCoT</p> <p>Final Answer : A)</p> <p>Sub question 1: What is to the right of the sink in the second image? Sub Answer 1: In the second image, the stove is to the right of the sink Sub question 2: Which of the answer choices is to the right of the sink? Sub Answer 2: The cutting board is on the counter to the right of the sink</p> |
| <p>Ego View</p> | <p>Exo View</p> | <p>CCoT</p> <p>Final Answer : A)</p> <p>Scene graph: [{"object": "person", "relation": "to the right of", "target": "sink"}, ... {"object": "cutting board", "relation": "to the right of", "target": "sink"}]</p> |
| <p>Q: What object is to the right of the sink, relative to the person?</p> <p>A) Cutting board C) Blender</p> <p>B) Stove D) Toaster</p> | | <p>M3CoT</p> <p>Final Answer : B)</p> <p>Scene graph: [{"objects": [{"id": "person", "relation": "near", "target": "sink"}, ... {"id": "stove", "relation": "to the right of", "target": "sink"}, ...]]</p> |
|  |  | <p>DDCoT</p> <p>Final Answer : A)</p> <p>Sub question 1 : Where is the blue plate located? Sub Answer 1 : The blue plate is located on the kitchen island. Sub question 2 : What cooking utensil is on the blue plate? Sub Answer 2 : The cooking utensil on the blue plate is a fork.</p> |
| <p>Ego View</p> | <p>Exo View</p> | <p>CCoT</p> <p>Final Answer : A)</p> <p>Scene graph: [{"name": "plate", "attribute": "blue", "relation": "on", "target": "island"}, {"name": "fork", "relation": "on", "target": "plate"}]</p> |
| <p>Q: Which cooking utensil is on the blue plate positioned on the kitchen island?</p> <p>A) Fork C) Spatula</p> <p>B) Piller D) Knife</p> | | <p>M3CoT</p> <p>Final Answer : C)</p> <p>Scene graph: [{"objects": [{"name": "island", "attribute": "kitchen"}, {"name": "plate", "attribute": "blue", "relation": "on", "target": "island"}, {"name": "spatula", "relation": "on", "target": "plate"}, ...]]</p> |

Figure 13: Qualitative examples of answers and reasoning processes generated by different prompting methods.

| Egocentric Single-View QA Generation Prompt |
|--|
| <p>{Ego Image}</p> <p>You are given the visual input from the camera worn by the user (referred to as 'I'). Based on this visual input, generate three question-answer pairs. Ensure that the generated question-answer pairs are directly based on the visual input.</p> <p>{Category-wise Prompt}</p> <p>Requirements: Each question must explicitly include the pronoun 'I' or 'me' to ensure the focus remains on the user. Each answer should be a single word or a short phrase. Ensure that all three question-answer pairs meet these criteria and are relevant to the visual input. Strictly adhere to the format of the provided examples.</p> |

Figure 14: Egocentric single-view QA generation prompt.

| Egocentric Single-View QA Generation Prompt: Action & Pose |
|--|
| <p>Instructions :</p> <p>Each question must focus on my actions , body posture , or gestures . The answer must be a verb or verb phrase (e.g., writing , stretching , crossing arms).</p> <p>Do not generate QA pairs with overly generic answers like ‘standing’ or ‘reaching’.</p> <p>Question Categories & Templates:</p> <p>Actions (What am I doing?)</p> <ul style="list-style-type: none"> – What am I doing? – What am I doing with my [body part]? <p>Body Posture (How am I positioned?)</p> <ul style="list-style-type: none"> – How is my body positioned? – How am I sitting /standing /lying? – What is my posture? <p>Gestures (What movement am I making?)</p> <ul style="list-style-type: none"> – What am I doing with my hands? – What gesture am I making? – How am I moving my arms/legs/head? <p>Examples:</p> <p>Q: How is my body positioned? A: Sitting cross-legged</p> <p>Q: What am I doing with my left hand? A: Holding a book</p> <p>Q: What gesture am I making? A: Waving</p> |

Figure 15: Egocentric single-view QA generation prompt: Action & Pose.

| Egocentric Single-View QA Generation Prompt: Object & Attribute |
|---|
| <p>Instructions :</p> <p>Each question must focus on identifying a specific object (e.g., mug cup, laptop) or describing an attribute of an object (e.g., navy blue , striped pattern) associated with me.</p> <p>The answer must be a noun or noun phrase , avoiding overly generic responses such as something or object.</p> <p>Question Categories & Templates:</p> <p>Object Identification (What am I interacting with?)</p> <ul style="list-style-type: none"> - What am I holding? - What object is on the table beside me? - Which item am I picking up? <p>Object Attributes (What does it look like?)</p> <ul style="list-style-type: none"> - What color is the shirt I am wearing? - What pattern is on my jacket? - What type of shoes am I wearing? <p>Examples:</p> <p>Q: What color is the shirt I am wearing?</p> <p>A: Navy blue</p> <p>Q: Which object am I holding in my right hand?</p> <p>A: A small notebook</p> <p>Q: What pattern does my sweater have?</p> <p>A: Checkered pattern</p> |

Figure 16: Egocentric single-view QA generation prompt: Object & Attribute.

Egocentric Single-View QA Generation Prompt: Spatial

Instructions :

Each question must focus on the spatial relationships between me and objects in my surroundings.

The answer must be a specific object or location descriptor (e.g., coffee cup, bookshelf, under the table).

Do not generate QA pairs with overly generic answers.

Question Categories & Templates:

Object Proximity (What is closest or farthest?):

- What object is closest to me?
- Which object is the farthest from me?
- What is the nearest object to my [body part]?

Relative Positioning (Where are objects located?)

- What object is to my left/right/front/behind?
- Which object is above/below me?
- Spatial Relations (How are objects arranged?)
- Which object is between me and [another object]?

Examples:

Q: What object is closest to my left hand?

A: Coffee cup

Q: Which object is the farthest from me?

A: Bookshelf

Q: What object is on my right side?

A: Tissue

Figure 17: Egocentric single-view QA generation prompt: Spatial.

Egocentric Single-View QA Generation Prompt: Numerical

Instructions :

Each question must focus on numerical reasoning by counting or quantifying specific elements directly related to me. This may include the number of people , objects , or other countable items present in my surroundings. The answer must be a numerical value that accurately represents the count of the indicated elements. Do not generate questions about overly generic objects (e.g. , items , objects) . All numerical answers must be within the range of 0 to 5.

Question Categories & Templates:

Counting People (How many people are around me?)

- How many people are in the image excluding me?
- How many individuals are facing the same direction as I am?

Counting Objects (How many things are near or with me?)

- How many [objects] am I holding?
- How many [items] are on the table beside me?

Quantitative Comparisons (How do the numbers compare to what I have?)

- How many more books are on my desk than on the shelf?
- By how much does the number of items in my hands exceed the number on the table?

Examples:

Q: How many people are in the image excluding me?
A: 3

Q: How many more bowls are on my table compared to the table behind me?
A: 2

Q: How many apples am I holding?
A: 3

Figure 18: Egocentric single-view QA generation prompt: Numerical.

Exocentric Single-View QA Generation Prompt

{Exo Image}

You are given with the visual input from a fixed-position camera capturing a scene.
Based on this visual input, generate three question-answer pairs.
Ensure that the generated question-answer pairs are directly based on the visual input.

{Category-wise Prompt}

Requirements:
Each answer should be a single word or a short phrase.
Ensure that all three question-answer pairs meet these criteria and are relevant to the visual input.
Strictly adhere to the format of the provided examples.

Figure 19: Exocentric single-view QA generation prompt.

Exocentric Single-View QA Generation Prompt: Action & Pose

Instructions:
Each question must focus on the actions, body posture, or gestures within the scene.
The answer must be a verb or verb phrase (e.g., writing, stretching, crossing arms).
Do not generate QA pairs with overly generic answers like ‘standing’ or ‘reaching’.

Question Categories & Templates:

Actions (What is the person doing?)

- What is the [descriptive] person doing?
- What is the [descriptive] person doing with their [body part]?

Body Posture (How is the person positioned?)

- How is the [descriptive] person positioned?
- What is the posture of the [descriptive] person?

Gestures (What movements is the person making?)

- What kind of gesture is the [descriptive] person making?
- How is the [descriptive] person moving their arms/legs/head?

Examples:

Q: What is the man sitting in the chair doing?
A: Watching a phone

Q: What is the posture of the person wearing a green shirt?
A: Raising one arm

Q: What is the woman in the black jacket doing with their right hand?
A: Holding a book

Figure 20: Exocentric single-view QA generation prompt: Action & Pose.

| Exocentric Single-View QA Generation Prompt: Object & Attribute |
|--|
| <p>Instructions :</p> <p>Each question must focus on identifying a specific object in the scene (e.g., 'mug cup', 'laptop') or describing an attribute of an object (e.g., 'navy blue', 'striped pattern').</p> <p>Questions should reference people or objects by descriptors (e.g., 'the woman in the white top', 'the man with the striped shirt').</p> <p>The answer must be a noun or noun phrase, avoiding overly generic responses such as 'something' or 'object'.</p> <p>Question Categories & Templates:</p> <p>Object Identification (What is present?)</p> <ul style="list-style-type: none"> - What is the man with the striped shirt holding? - What object is placed on the table? - Which item is the woman wearing blue top picking up? <p>Object Attributes (What does it look like?)</p> <ul style="list-style-type: none"> - What color is the shirt worn by the man wearing a cap? - What pattern is on the jacket worn by the woman carrying a handbag? - What type of shoes is the man standing near the window wearing? <p>Examples:</p> <p>Q: What color is the top worn by the woman holding the towel? A: White</p> <p>Q: Which object is the man in the black shirt holding in his right hand? A: Smartphone</p> <p>Q: What pattern does the sweater worn by the person holding a cup have? A: Checkered pattern</p> |

Figure 21: Exocentric single-view QA generation prompt: Object & Attribute.

| Exocentric Single-View QA Generation Prompt: Spatial |
|---|
| <p>Instructions:</p> <p>Each question must explicitly reference an object's or a person's spatial relationship within the scene.</p> <p>The answer must be a specific object or location descriptor (e.g., scissors, frying pan, under the table).</p> <p>Do not generate QA pairs with overly generic answers.</p> <p>Question Categories & Templates:</p> <p>Object Proximity (What is closest or farthest?)</p> <ul style="list-style-type: none"> - Which object is closest to the person wearing [specific item]? - Which object is the farthest from [reference point]? - What is the nearest object to [specific location or object]? <p>Relative Positioning (Where are objects located?)</p> <ul style="list-style-type: none"> - What object is to the left/right/front/behind of the man with [specific item]? - What object is to the left/right/front/behind [reference object]? - Which object is positioned above/below [reference object]? <p>Spatial Relations (How are objects arranged?)</p> <ul style="list-style-type: none"> - Which object is positioned between [object A] and [object B]? - What item is placed underneath/inside [object]? - Which object is located between the two people sitting on the \\\ bench? <p>Examples:</p> <p>Q: What is the object on the far right of the desk? A: Scissors</p> <p>Q: Which cookware is closest to the woman wearing a striped shirt? A: Frying pan</p> <p>Q: What object is placed directly in front of the man wearing a cap? A: Backpack</p> <p>Q: What object is placed underneath the table? A: Storage box</p> |

Figure 22: Exocentric single-view QA generation prompt: Spatial.

Exocentric Single-View QA Generation Prompt: Numerical

Instructions :

Each question must focus on numerical reasoning by counting or quantifying specific elements within the scene. This may include the number of people, objects, or other countable items present in the image. The answer must be a numerical value that accurately represents the count of the indicated elements. Do not generate questions about overly generic objects (e.g., items, objects). All numerical answers must be within the range of 0 to 5.

Question Categories & Templates:

Counting People (How many are there?)

- How many people are in the scene?
- How many individuals are facing the camera?

Counting Objects (How many things are visible?)

- How many objects is [person descriptor] holding?
- How many items are on the table?

Quantitative Comparisons (How do the numbers compare?)

- How many more books are on the table than on the shelf?
- By how much does the number of items in the man's hands exceed the number on the table?

Examples:

Q: How many people are in the scene?
A: 3

Q: How many objects is the woman in the striped shirt holding?
A: 2

Q: How many oranges are placed on the table?
A: 5

Figure 23: Exocentric single-view QA generation prompt: Numerical.

| View-Specific Response Expansion Prompt: Ego View |
|--|
| <p>{Ego Image}</p> <p>You are given a visual input from a camera worn by the user (referred to as 'I') along with a corresponding question. Based on the visual input, generate the best possible answer.</p> <p>{Category-wise Prompt}</p> <p>Requirements: Each answer option should be a single word or a short phrase. Follow the provided format strictly.</p> <p>Q: {Question}</p> |

Figure 24: View-specific response expansion prompt: Ego view.

| View-Specific Response Expansion Prompt: Exo View |
|--|
| <p>{Exo Image}</p> <p>You are given a visual input from a fixed-position camera capturing a scene along with a corresponding question. Based on the visual input, generate the best possible answer.</p> <p>{Category-wise Prompt}</p> <p>Requirements: Each answer should be a single word or a short phrase. Follow the provided format strictly.</p> <p>Q: {Question}</p> |

Figure 25: View-specific response expansion prompt: Exo view.

| View-Specific Response Expansion Prompt: Both Views |
|--|
| <p>{Ego Image}</p> <p>{Exo Image}</p> <p>You are provided with two visual inputs in sequence, each captured from a different perspective:</p> <ol style="list-style-type: none"> 1. The view from the camera worn by the user ('I'). 2. The view captured by an external camera observing the user ('I'). <p>These two images capture the same event at the same time. Based on the visual inputs, generate the best possible answer.</p> <p>{Category-wise Prompt}</p> <p>Requirements:</p> <p>Each answer should be a single word or a short phrase. Follow the provided format strictly.</p> <p>Q: {Question}</p> |

Figure 26: View-specific response expansion prompt: Both views.

| View-Specific Response Expansion Prompt: Text Only |
|---|
| <p>Based on the question, generate the best possible answer.</p> <p>{Category-wise Prompt}</p> <p>Requirements:</p> <p>Each answer should be a single word or a short phrase. Follow the provided format strictly.</p> <p>Q: {Question}</p> |

Figure 27: View-specific response expansion prompt: text only.

| View-Specific Response Expansion Prompt: Action & Pose |
|--|
| <p>Instructions:</p> <p>The answer must be a verb or verb phrase (e.g., writing, stretching, crossing arms).</p> <p>Do not generate overly generic answers like 'standing' or 'reaching'.</p> <p>Output format:</p> <p>Q: How is my body positioned?</p> <p>A: Sitting cross-legged</p> <p>Q: What is the man sitting in the chair doing?</p> <p>A: Watching a phone</p> |

Figure 28: View-specific response expansion prompt: Action & Pose.

| View-Specific Response Expansion Prompt: Object & Attribute |
|---|
| <p>Instructions:</p> <p>The answer must be a noun or noun phrase, avoiding overly generic responses such as 'something' or 'object'.</p> <p>Output format:</p> <p>Q: What color is the shirt I am wearing?</p> <p>A: Navy blue</p> <p>Q: What color is the top worn by the woman holding the towel?</p> <p>A: White</p> |

Figure 29: View-specific response expansion prompt: Object & Attribute.

| View-Specific Response Expansion Prompt: Spatial |
|--|
| <p>Instructions:</p> <p>The answer must be a specific object or location descriptor (e.g., coffee cup, bookshelf, under the table). Do not generate overly generic answers.</p> <p>Output format:</p> <p>Q: What object is closest to my left hand?</p> <p>A: Coffee cup</p> <p>Q: What is the object on the far right of the desk?</p> <p>A: Scissors</p> |

Figure 30: View-specific response expansion prompt: Spatial.

| View-Specific Response Expansion Prompt: Numerical |
|---|
| <p>Instructions:</p> <p>The answer must be a numerical value that accurately represents the count of the indicated elements. All numerical answers must be within the range of 0 to 5.</p> <p>Output format:</p> <p>Q: How many people are in the image excluding me?</p> <p>A: 3</p> <p>Q: How many people are in the scene?</p> <p>A: 3</p> |

Figure 31: View-specific response expansion prompt: Numerical.

| Response-Based Question Filtering Prompt 1 |
|--|
| <p>Here is the question: '{Question}'.</p> <p>The provided answer is {answer_both}, and the given label is {answer_init}. Do they convey the same meaning based on the question? Respond with a single word or phrase.</p> |

Figure 32: Response-based question filtering prompt (1).

| Response-Based Question Filtering Prompt 2 |
|---|
| <p>Here is the question: '{Question}'.</p> <p>The provided answer is '{answer_text}', and the given label is '{answer_init}'.</p> <p>Do they convey the same meaning based on the question? Respond with a single word or phrase.</p> |

Figure 33: Response-based question filtering prompt (2).

| Option Generation Prompt: Ego |
|--|
| <p>{Ego Image}</p> <p>You are given a visual input from a camera worn by the user (referred to as 'I').</p> <p>Based on the following question and answer, generate four multiple-choice options.</p> <p>Question: {Question}</p> <p>Answer: {answer_ego}</p> <p>Ensure that each incorrect option is closely related to the visual content, making it challenging to easily identify the correct answer. Follow the format below exactly:</p> <p>Options:</p> <p>[Option1]</p> <p>[Option2]</p> <p>[Option3]</p> <p>[Option4]</p> |

Figure 34: Option generation prompt: Ego.

| Option Generation Prompt: Exo |
|--|
| <p><code>{Exo Image}</code></p> <p>You are given a visual input from a fixed-position camera capturing a scene.</p> <p>Based on the following question and answer, generate four multiple-choice options.</p> <p>Question: <code>{Question}</code></p> <p>Answer: <code>{answer_exo}</code></p> <p>Ensure that each incorrect option is closely related to the visual content, making it challenging to easily identify the correct answer. Follow the format below exactly:</p> <p>Options:</p> <p>[Option1]</p> <p>[Option2]</p> <p>[Option3]</p> <p>[Option4]</p> |

Figure 35: Option generation prompt: Exo.

| System Prompt & Question (Instruction) Prompt |
|--|
| <p>System Prompt</p> <p>You are a helpful assistant. You are provided with two visual inputs in sequence, each captured from a different perspective:</p> <ol style="list-style-type: none"> 1. The view from the camera worn by the user ('I'). 2. The view captured by an external camera observing the user ('I'). <p>The first image shows what the user ('I') sees from their perspective . The user's full body cannot be visible; you may only see parts of their body, like their hand, foot, or arm, or in some cases, none of the user's body at all.</p> <p>The second image shows both the user and the environment from a third-person perspective with a broad view. The user's full body is visible, but due to the fixed viewpoint, some parts may not be visible.</p> <p>These two images capture the same event at the same time. Your task is to analyze both images along with the question and provide the most accurate response based on the visual information from both perspectives.</p> <p>Question (Instruction) Prompt</p> <p>{Ego Image} {Exo Image} {Question}</p> <p>Only one option is correct. Present the answer in the form X).</p> |

Figure 36: System Prompt and Question(Instruction) Prompt.

M3CoT Prompts - Ego2Exo Perspective

Scene graph generation phase (Ego2Exo)

Task:

For the provided image and its associated question, generate a scene graph in JSON format that includes the following:

1. Objects that are relevant to answering the question.
2. Object attributes that are relevant to answering the question.
3. Object relationships that are relevant to answering the question.

Just generate the scene graph in JSON format. Do not say extra words.

{Ego Image}

{Question Prompt}

Scene graph refinement phase (Ego2Exo)

Task:

For the provided image from a different view and the scene graph generated from the previous view, refine the scene graph in JSON format as follows:

1. Review and Update Existing Objects and Relationships:
Examine the objects and relationships in the initial scene graph. Update their attributes or positions based on observations from both views. Remove only elements that are clearly erroneous (e.g., annotation errors or duplicates).

2. Incorporate New Information:
Identify and add any new objects or relationships that appear in the new view.

3. Align and Reconcile Across Views:
For overlapping objects and relationships, align them using spatial proximity and semantic similarity. If attribute discrepancies arise, select values that best reflect the combined observations.

Ensure that the updated scene graph is logically and physically consistent, avoiding contradictions or impossible configurations. Just generate the refined scene graph in JSON format. Do not say extra words.

{Exo Image}

{Question Prompt}

{Assistant's response(Ego-only SG)}

Initial question response phase (Ego2Exo)

Use the images and the refined scene graph as context and answer the following question.

{Ego Image}

{Exo Image}

{Question Prompt}

{Assistant's response(Refined SG)}

Figure 37: M3CoT prompt (1).

M3CoT Prompts - Exo2Ego Perspective

Scene graph generation phase (Exo2Ego)

Task:

For the provided image and its associated question, generate a scene graph in JSON format that includes the following:

1. Objects that are relevant to answering the question.
2. Object attributes that are relevant to answering the question.
3. Object relationships that are relevant to answering the question.

Just generate the scene graph in JSON format. Do not say extra words.

{Ego Image}

{Question Prompt}

Scene graph refinement phase (Exo2Ego)

Task:

For the provided image from a different view and the scene graph generated from the previous view, refine the scene graph in JSON format as follows:

1. Review and Update Existing Objects and Relationships:
Examine the objects and relationships in the initial scene graph. Update their attributes or positions based on observations from both views. Remove only elements that are clearly erroneous (e.g., annotation errors or duplicates).

2. Incorporate New Information:
Identify and add any new objects or relationships that appear in the new view.

3. Align and Reconcile Across Views:
For overlapping objects and relationships, align them using spatial proximity and semantic similarity. If attribute discrepancies arise, select values that best reflect the combined observations.

Ensure that the updated scene graph is logically and physically consistent, avoiding contradictions or impossible configurations. Just generate the refined scene graph in JSON format. Do not say extra words.

{Exo Image}

{Question Prompt}

{Assistant's response(Exo-only SG)}

Initial question response phase (Exo2Ego)

Use the images and the refined scene graph as context and answer the following question.

{Ego Image}

{Exo Image}

{Question Prompt}

{Assistant's response(Refined SG)}

Figure 38: M3CoT prompt (2).

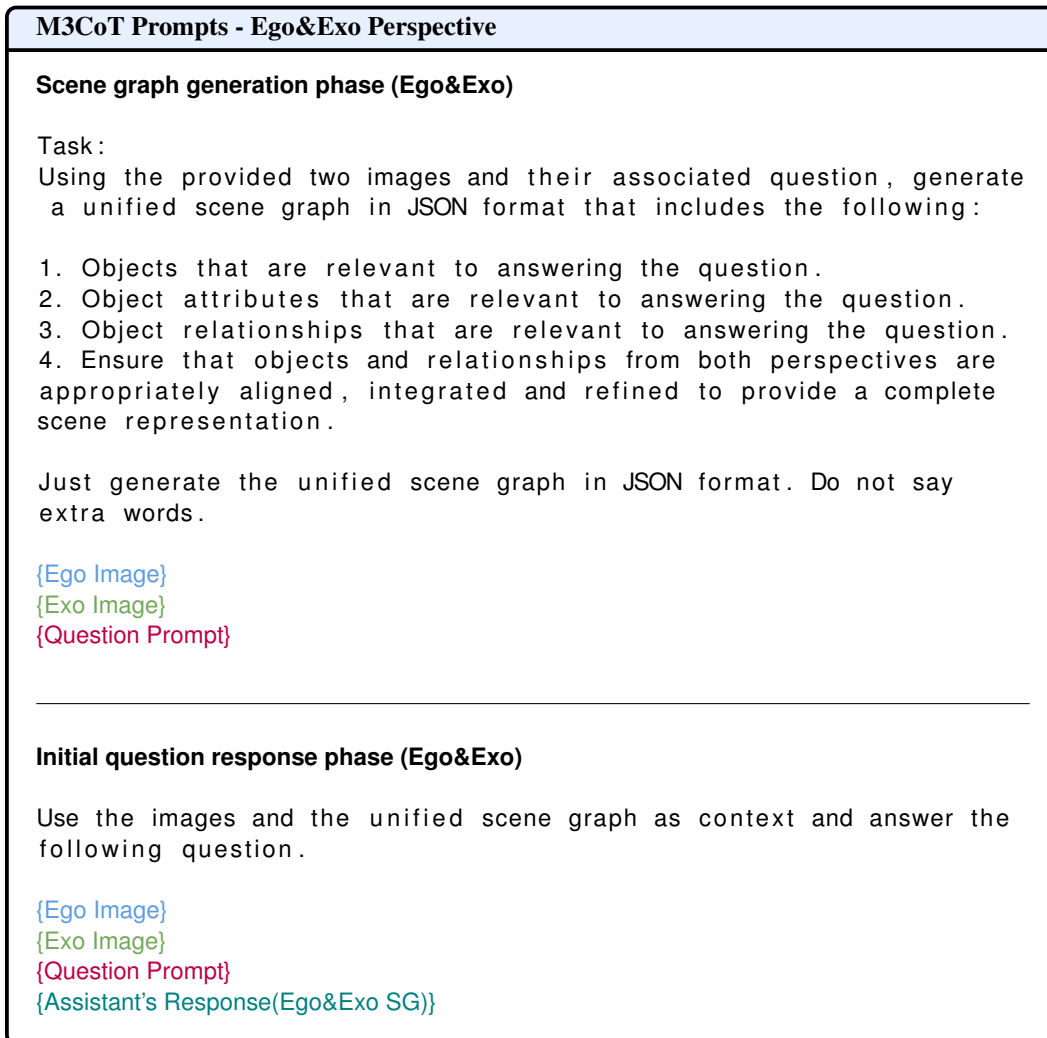


Figure 39: M3CoT prompt (3).

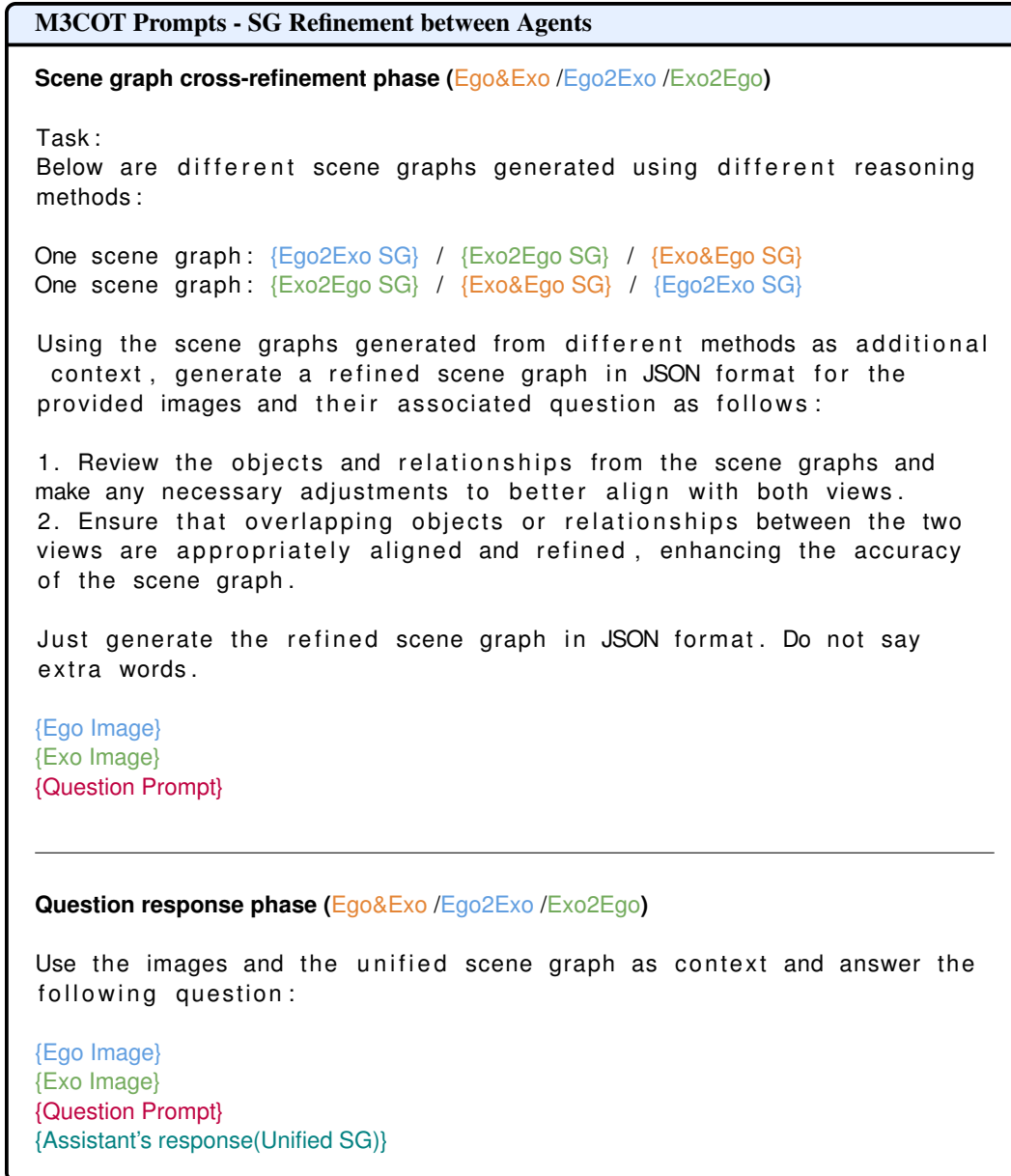


Figure 40: M3CoT prompt (4).

Other CoT Prompts - DDCoT

For the provided images and their associated question, think step-by-step about the preliminary knowledge required to answer the question. Deconstruct the problem as completely as possible into necessary sub-questions.

Then, with the aim of helping humans answer the original question, attempt to answer those sub-questions.

The expected answering format is as follows:

Sub-questions:

- <sub-question 1>
- <sub-question 2>
- ...

Sub-answers:

- <sub-answer 1>
- <sub-answer 2>
- ...

{Question Prompt}

Context: {Assistant's response}

Give your answer of the question according to the sub-questions and sub-answers.

{Question Prompt}

Figure 41: DDCoT Prompt.

Other CoT Prompts - CoCoT

Please tell me the similarities and differences of these two images, and answer to the question.

{Question Prompt}

Figure 42: CoCoT Prompt.

| Other CoT Prompts - CCoT |
|---|
| <p>For the provided images and their associated question , generate a scene graph in JSON format that includes the following :</p> <ol style="list-style-type: none">1. Objects that are relevant to answering the question .2. Object attributes that are relevant to answering the question .3. Object relationships that are relevant to answering the question . <p>Just generate the scene graph in JSON format . Do not say extra words .</p> <p>{Question Prompt}</p> <hr/> <p>Scene Graph: {Assistant's response}</p> <p>Use the images and scene graph as context and answer the following question .</p> <p>{Question Prompt}</p> |

Figure 43: CCoT Prompt.