

Revisiting Self-attention for Cross-domain Sequential Recommendation

Clark Mingxuan Ju
mju@snap.com
Snap Inc.
Bellevue, Washington, USA

Leonardo Neves
lneves@snap.com
Snap Inc.
Santa Monica, California, USA

Bhuvish Kumar
bkumar4@snap.com
Snap Inc.
Bellevue, Washington, USA

Liam Collins
lcollins2@snap.com
Snap Inc.
Bellevue, Washington, USA

Tong Zhao
tong@snap.com
Snap Inc.
Bellevue, Washington, USA

Yuwei Qiu
yqiu@snap.com
Snap Inc.
Palo Alto, California, USA

Qing Dou
qdou@snap.com
Snap Inc.
Palo Alto, California, USA

Sohail Nizam
snizam@snap.com
Snap Inc.
Santa Monica, California, USA

Sen Yang
syang3@snap.com
Snap Inc.
Santa Monica, California, USA

Neil Shah
nshah@snap.com
Snap Inc.
Bellevue, Washington, USA

Abstract

Sequential recommendation is a popular paradigm in modern recommender systems. In particular, one challenging problem in this space is *cross-domain sequential recommendation* (CDSR), which aims to predict future behaviors given user interactions across multiple domains. Existing CDSR frameworks are mostly built on the self-attention transformer and seek to improve by explicitly injecting additional domain-specific components (e.g. domain-aware module blocks). While these additional components help, we argue they overlook the core self-attention module already present in the transformer, a naturally powerful tool to learn correlations among behaviors. In this work, we aim to improve the CDSR performance for simple models from a novel perspective of enhancing the self-attention. Specifically, we introduce a Pareto-optimal self-attention and formulate the cross-domain learning as a multi-objective problem, where we optimize the recommendation task while dynamically minimizing the cross-domain attention scores. Our approach *automates knowledge transfer in CDSR* (dubbed as AutoCDSR) – it not only mitigates negative transfer but also encourages complementary knowledge exchange among auxiliary domains. Based on the idea, we further introduce AutoCDSR⁺, a more performant variant with slight additional cost. Our proposal is easy to implement and works as a plug-and-play module that can be incorporated

into existing transformer-based recommenders. Besides flexibility, it is practical to deploy because it brings little extra computational overheads without heavy hyper-parameter tuning. We conduct experiments over both large-scale production recommender data as well as academic benchmarks, where AutoCDSR consistently enhances the performance of base transformers, enabling simple models to perform on par with state-of-the-art with less overhead (e.g., $\sim 4\times$ faster than state-of-the-art CDSR models). AutoCDSR on average improves Recall@10 for SASRec and Bert4Rec by **9.8%** and **16.0%** and NDCG@10 by **12.0%** and **16.7%**, respectively. Code is available at <https://github.com/snap-research/AutoCDSR>.

CCS Concepts

• **Information systems** → **Recommender systems; Personalization.**

Keywords

Recommender Systems, Sequential Recommendation, Cross-domain Recommendation

1 Introduction

Recommender systems (RecSys) such as product [20, 41, 49], video [12, 19, 47], and friend recommendation [23, 40, 54] are pivotal in personalizing millions of user experiences and enhancing users' engagement with web systems. Particularly, sequential RecSys (SR) [13, 22, 44, 61] have drawn significant attention; they take sequences constituted by users' historical behaviors as input and predict unseen user interests (e.g., merchandise, movies, short-form videos, etc.). In SR, a branch of research studies cross-domain SR (CDSR) [2, 25, 27, 33, 37], where user behaviors might come from multiple domains (e.g., products from different categories on e-commerce [15], ads and content

Permission to make digital or hard copies of all or part of this work for personal or classroom use is granted without fee provided that copies are not made or distributed for profit or commercial advantage and that copies bear this notice and the full citation on the first page. Copyrights for components of this work owned by others than the author(s) must be honored. Abstracting with credit is permitted. To copy otherwise, to republish, to post on servers or to redistribute to lists, requires prior specific permission and/or a fee. Request permissions from permissions@acm.org.
KDD '25, August 3–7, 2025, Toronto, ON, Canada

© 2025 Copyright held by the owner/author(s). Publication rights licensed to ACM.
ACM ISBN 979-8-4007-1454-2/2025/08
<https://doi.org/10.1145/3711896.3737108>

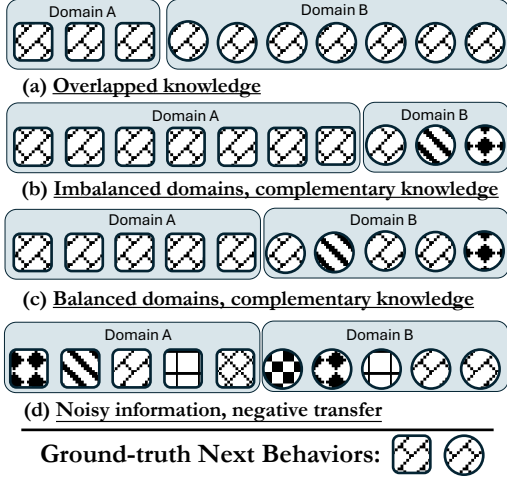


Figure 1: Cross-domain sequences with different characteristics, where tiles indicate behavior semantics. *There does not exist a static learning pattern that can well handle knowledge transfer in all scenarios due to asymmetric distribution of domains and inadvertent noises from additional domains.*

on social media [9, 58], etc.). CDSR frameworks assume that cross-domain behaviors of a user are complementary and hence improve the recommendation performance.

Compared with single-domain SR, CDSR is especially challenging for at least two reasons: (i) **context length explosion**: user behaviors from multiple domains significantly expand the sequence length, requiring the learning model to effectively capture complicated long-term dependencies [29, 52], and (ii) **negative transfer**: cross-domain signal sometimes may be imbalanced and cause asymmetric impact to different domains – cross-domain behaviors not only augment knowledge but also inadvertently introduce noise, which might mislead the learning model [37, 38, 64].

These two challenges are usually *handled separately in existing literature*. To mitigate the first one, most existing CDSR frameworks by default explore backbone architectures based on the self-attention transformer [22, 44], owing to its strong capabilities of modeling long sequences that have been well-demonstrated in other fields [1, 48]. The second challenge has been studied in several existing works [37, 55, 57, 63]; they show that naively stitching cross-domain behaviors into a single sequence and training a single-domain SR results in worse recommendation performance, compared to training single-domain models with single-domain data [37, 38]. To alleviate the degradation caused by negative transfer, they explicitly introduce domain-specific components, such as reweighing different domains [38] or deriving domain-aware module blocks [17, 59]. While these components are effective, we argue that they overlook a more effective use of the core self-attention module inherent in the transformer, which is a naturally powerful tool to learn fine-grained correlations among heterogeneous behaviors [35, 46, 53]. In this work, we study whether or not self-attention alone can effectively handle these two challenges at the same time.

A naive approach to use self-attention for CDSR is stitching sequences across domains and using a single-domain SR model to perform CDSR. As an initial study, which will be shown later in Section 5, adopting such an approach can occasionally improve the

Table 1: The number and percentage of examples that are correctly predicted by BERT4Rec [44] trained on different input sequences for KuaiRand-1K [9]. Additional settings can be found in Appendix A.4.

Pred. \ Input	(i) Single domain	(ii) Cross domain	(iii) $(i) \cap (ii)$	(iv) $(i) \cup (ii)$
Domain A	52 (18.3%)	43 (15.1%)	28 (10.0%)	67 (23.6%)
Domain B	123 (20.4%)	111 (18.4%)	93 (15.4%)	151 (25.1%)
Others	18 (15.8%)	22 (19.3%)	11 (9.6%)	29 (25.4%)
Overall	193 (19.3%)	176 (17.6%)	132 (13.2%)	247 (24.7%)

CDSR performance, relative to existing CDSR benchmarks. (e.g., settings a, b, and c shown in Figure 1). However, this approach delivers worse overall recommendation performance compared with training single-domain models with just single-domain data, similar to observations made by existing works [37, 38]. Thus, we suspect that these models suffer from *negative transfer* on some examples due to noisy or conflicting information across domains (e.g., Figure 1.d). To quantitatively validate this understanding, we train a common and simple transformer-based SR model, namely BERT4Rec [44], on both single-domain and cross-domain sequences, with results shown in Table 1. From this study, we notice that while cross-domain information brings overall performance degradation (i.e., row "Overall" in column (i) vs. that in (ii)), models trained by cross-domain sequences can correctly predict many examples that models trained on a single-domain cannot (i.e., row "Overall" in column (iv) is a lot higher than that in column (i)). This observation indicates that the self-attention mechanism can successfully learn complementary knowledge in different domains in some cases. However, self-attention suffers when cross-domain behaviors are not directly complementary or even contradictory, leading to worse overall performance. In light of this study, we ask:

Can we enable automatic cross-domain knowledge transfer in CDSR by optimizing self-attention alone?

Automating knowledge transfer through self-attention offers several transformative advantages: (i) it enables seamless integration of CDSR capabilities into any transformer-based single-domain recommender, making cutting-edge cross-domain modeling accessible to widely deployed real-world systems [5, 8, 36]; and (ii) it provides a novel perspective on mitigating negative transfer in CDSR by leveraging the *inherent* knowledge-sharing ability of self-attention, paving the way for more effective and adaptive cross-domain recommendations. By harnessing the power of self-attention, we not only enhance the flexibility and scalability of CDSR but also deepen our understanding of how knowledge propagates across domains, opening new directions for future research.

To this end, we propose a novel approach that directly operates on cross-domain attention scores in self-attention by learning a Pareto-optimal self-attention across different domains. Our method, AutoCDSR, **automates knowledge transfer** in CDSR, effectively mitigating negative transfer between conflicting domains while fostering complementary knowledge exchange among auxiliary domains – *all without introducing additional module blocks*. We show that that self-attention alone is actually capable of effectively mitigating negative transfer if appropriately optimized.

Specifically, we train a standard single-domain model with two dynamically reconciled objectives. The primary objective follows conventional SR training paradigms (e.g., masked token prediction, next-k prediction) to optimize recommendation performance. The auxiliary objective minimizes attention scores across behaviors from different domains, selectively regulating cross-domain interactions. We frame this as a multi-objective optimization problem, where a Pareto-optimal solution ensures that cross-domain communication occurs only when it benefits the primary recommendation task. Intuitively, the model prioritizes optimizing recommendation performance with minimal reliance on cross-domain behaviors, increasing cross-domain attention scores only when they provide meaningful improvements. Building on this idea, we introduce **AUTOCDSR⁺**, a more structured and effective variant of **AUTOCDSR**. In **AUTOCDSR⁺**, we incorporate information bottleneck (IB) tokens [35] into multi-domain sequences, restricting cross-domain communication to a dedicated set of Pareto-optimal tokens. This structured approach prevents direct information flow across domains, ensuring that knowledge transfer is both selective and efficient, acting as a controlled attention bottleneck. We summarize our contributions as the following:

- In parallel to existing works that mitigate negative transfer with additional model blocks, we seek to automate the knowledge transfer using self-attention that already exists in most sequential recommenders. Our work provides a novel understanding of negative transfer by showing that complementary and conflicting knowledge across domains can be fused and filtered, respectively, via slight changes to self-attention.
- We propose **AUTOCDSR** and **AUTOCDSR⁺**, two lightweight plug-and-play mechanisms that improve the CDSR capability for any sequential recommender using self-attention. **AUTOCDSR** automates knowledge transfer in CDSR: it not only mitigates negative transfer when behaviors in some domains are noisy, but also encourages complementary knowledge exchange among auxiliary domains. **AUTOCDSR⁺** improves **AUTOCDSR** by introducing IB tokens to explicitly channel knowledge transfer, still without introducing any additional modules.
- We perform extensive experiments on a large-scale production recommender dataset and public benchmarks. **AUTOCDSR** consistently improves baseline models, allowing simple models to perform comparably to state-of-the-art CDSR methods while reducing overhead (e.g., 4× faster than state-of-the-art models).

2 Related Work

2.1 Sequential Recommendation

Sequential recommendation aims at predicting user’s future behaviors given an ordered list of user’s historical interactions. Prior to the popularity of transformer models, researchers explored models based on recurrent architectures [3, 50] to encode the sequential patterns in user behavior histories, such as GRU4Rec [13], STAMP [31], NARM [26], etc. These works demonstrate that models consuming sequence of user behaviors significantly outperforms pair-wise models such as matrix factorization [39]. After the invention of the transformer [48], sequential recommendation frameworks by

default explore backbone model architectures based on this architecture [22, 44], owing to its strong capabilities of modeling long sequential data that have been well demonstrated in other fields [1, 48]. For instance, approaches such as SASRec [22], BERT4Rec [44], SINE [45], and LightSANS [7] train a transformer-based model with supervision signals like causal language modeling or masked language modeling on the user behavior sequence. Another branch of research explores textual attributes of behaviors (e.g., reviews and descriptions) and utilizes large language models to conduct sequential recommendation [4, 11, 16, 51, 56, 60, 65].

2.2 Cross-domain Sequential Recommendation

Cross-domain recommendation aims at improving recommendation performance by leveraging information from multiple domains simultaneously. A branch of early studies explore matrix factorization approaches to model user-item interactions across different domains without considering their sequential nature [10, 25, 30, 43, 62]. Follow-up research proposes cross-domain sequential recommendation (CDSR) to further improve performance by explicitly injecting additional domain-specific components, such as adding additional supervision signals [2], reweighing different domains [38] and deriving domain-aware module blocks [17, 59]. Specifically, π -net proposes a domain-aware gating mechanism to facilitate knowledge transfer between domains [33]. C²DSR leverages graph neural networks that models cross-domain graphs to improve the performance [2]. Similarly, MIFN uses a knowledge graph to enhance CDSR [32]. MAN [27] harnesses additional supervision signals and domain-aware blocks to disentangle information from different domains [27]. SyNCRec proposes a cooperative learning framework and utilizes additional domain-specific blocks to advance CDSR [38]. Although incorporating additional components can be effective, such approaches often overlook the self-attention module in the backbone transformer, which is inherently a powerful tool for capturing fine-grained correlations among heterogeneous behaviors on its own [35, 46, 53].

3 Preliminaries

CDSR Problem Formulation

This work considers CDSR where user sequences can contain an arbitrary number of domains. Formally, we denote the set of domains as $\mathcal{D} = \{d_1, d_2, \dots\}$ where $|\mathcal{D}| \geq 2$. Given a domain $d \in \mathcal{D}$, we denote the user sequence in domain d as $X^d = [x_1^d, x_2^d, x_3^d, \dots]$, where $x_m^d \in \mathcal{V}^d$ denotes the m -th item the user has interacted with in domain d and \mathcal{V}^d refers to all items in domain d . We further denote the cross-domain sequence of a user as $X = [x_1, x_2, x_3, \dots, x_M]$, where $x_m \in \mathcal{V}$ can come from any domain $d \in \mathcal{D}$, \mathcal{V} denotes the set of all items in all domains, and M refers to the sequence length¹. X can be generated by stitching $\{X^d\}_{d \in \mathcal{D}}$ together in a way s.t. the user interacted with x_{m-1} earlier than x_m and $|X| = M = \sum_{d \in \mathcal{D}} |X^d|$. We focus on the retrieval task, where the model maximizes the probability of retrieving the next item that a user will interact with given the current user sequence, formulated as:

$$\arg \max_{x^* \in \mathcal{V}} P(x^* | X, \{X^d\}_{d \in \mathcal{D}}), \quad (1)$$

¹For the ease of notation and reading, here we assume all user sequences have the same length, which is data-dependent and not always true in implementation.

where x^* refers to the next item the user will interact with.

Single-domain SR with Self-attention

Most state-of-the-art SRs (e.g., SASRec [22], BERT4Rec [44], PinFormer [36], etc) utilize self-attention [48] to model the user sequence. Specifically, they usually map individual items in X into learnable vectors, formulated as $\mathbf{H} \in \mathbb{R}^{M \times r} = \text{Emb}(X)$, where m -th row (i.e., $\mathbf{h}_m \in \mathbb{R}^r$) represents the vector for item x_m , and $\text{Emb}(\cdot)$ refers to the mapping function that converts IDs of a set of items to their corresponding vectors (e.g., embedding table). Then, multiple layers of self-attention are applied consecutively to \mathbf{H} to facilitate the interaction between items. At each layer², the attention matrix between items is calculated as:

$$\mathbf{A} = \mathbf{Q} \cdot \mathbf{K}^\top, \text{ with } \mathbf{Q} = (\mathbf{H} + \mathbf{P}) \cdot \mathbf{W}^Q, \mathbf{K} = (\mathbf{H} + \mathbf{P}) \cdot \mathbf{W}^K, \quad (2)$$

where $A_{i,j}$ is the raw attention score of j -th item to i -th item³, $\mathbf{W}^Q \in \mathbb{R}^{r \times r}$ and $\mathbf{W}^K \in \mathbb{R}^{r \times r}$ refer to learnable transformation matrices that convert the original embeddings to queries \mathbf{Q} and keys \mathbf{K} respectively, and $\mathbf{P} \in \mathbb{R}^{M \times r}$ refers to the positional encoding s.t. the model is aware of the ordering of items. With the attention matrix \mathbf{A} , the representation of items in X can be derived as:

$$\mathbf{H}^* = \text{LN}\left(\text{FFN}(\text{softmax}(\mathbf{A}) \cdot \mathbf{V}) + \mathbf{H}\right), \text{ with } \mathbf{V} = (\mathbf{H} + \mathbf{P}) \cdot \mathbf{W}^V, \quad (3)$$

where $\text{LN}(\cdot)$ refers to layer normalization to stabilize the training process, $\text{FFN}(\cdot)$ is stacked feed-forward layers with non-linear transformations, and $\mathbf{W}^V \in \mathbb{R}^{r \times r}$ refers to the transformation matrix that converts the original embedding to values \mathbf{V} . After the derivation of \mathbf{H}^* , usually a readout function is used to convert representations of all tokens \mathbf{H}^* into a single user embedding vector $\mathbf{h}^* \in \mathbb{R}^r$ that highly correlates with the user's future behaviors (e.g., the hidden representation of the last token as used in SASRec [22], that of the last masked token as used in BERT4Rec [44], etc). To facilitate the training for Equation (1), the model can be optimized by minimizing the cross-entropy loss, formulated as:

$$\mathcal{L}_{\text{rec}} = -\log \frac{e^{r(x^*)}}{\sum_{x \in V} e^{r(x)}} \text{ with } r(x) = \frac{\text{Emb}(x) \cdot \mathbf{h}^*}{\|\text{Emb}(x)\| \|\mathbf{h}^*\|}, \quad (4)$$

where x^* refers to the ground truth item that the user interacts with next. Here we use the cosine similarity to measure affinity between user representation \mathbf{h}^* and item representation $\text{Emb}(x)$. After training, this approach can be used to retrieve the k items with the highest similarity scores for a given user.

4 Methodology

4.1 Motivation

Existing efforts in CDSR have achieved impressive performance by integrating additional model components [27, 37, 38] or leveraging complex data structures such as graphs [2, 14]. However, deploying these approaches in online systems presents significant challenges due to their high computational costs, which are further aggravated by large-scale data. Additionally, the simplicity of most industry-standard sequential recommenders [5, 36] creates a substantial gap between cutting-edge research and practical application, making

²Notation for the layer index is neglected for the ease of reading.

³A causal mask (i.e., $\forall j > i, A_{i,j} = -\text{inf}$) might be applied per supervision signals.

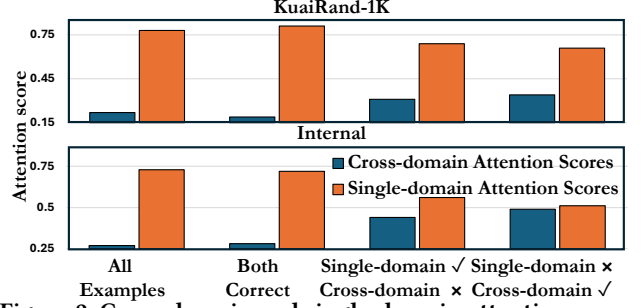


Figure 2: Cross-domain and single-domain attention scores (averaged on all layers and heads) of BERT4Rec trained with cross-domain sequences on two datasets. Negative transfer happens when the model attends too much to unnecessary cross-domain information when single-domain knowledge is sufficient (i.e., the 3rd group).

it difficult to adopt advanced models in production environments without significant infrastructural changes.

To bridge this gap, we propose a novel approach that enhances self-attention – a common component in domain-agnostic SR – to automate knowledge transfer in CDSR. Unlike prior work that introduces additional module blocks, our method optimizes self-attention directly, leveraging its inherent knowledge-sharing capability to mitigate negative transfer while fostering beneficial cross-domain interactions. This allows seamless integration into existing transformer-based SR with minimal computational overhead, making state-of-the-art cross-domain modeling more accessible to real-world systems. By demonstrating that self-attention alone, if appropriately optimized, is sufficient to address negative transfer, our work offers a scalable and practical solution that unifies research advancements with deployment constraints.

4.2 Quantifying Cross-domain Knowledge Transfer via Attention Scores

We focus on understanding how self-attention behaves in the cross-domain setting and why single-domain recommenders make more mistakes when trained on cross-domain sequences (e.g., Table 1). To begin with, we first quantify the amount of cross-domain communications in sequential recommenders by the values of attention scores between cross-domain items (i.e., a_{cd}), formulated as:

$$a_{cd} = \sum_{i=1}^M \sum_{j=1}^M \text{softmax}(\mathbf{A})_{i,j} \cdot \mathbb{I}(d(x_i) \neq d(x_j)), \quad (5)$$

where $d(\cdot)$ returns the domain of an item and $\mathbb{I}(\cdot)$ is an indicator function that returns 1 if the enclosed statement is true otherwise 0. Intuitively, a_{cd} quantifies the extent of information exchange between items from different domains. Higher values of a_{cd} indicate substantial cross-domain interactions, implying that the model is leveraging relationships across diverse domains. This metric helps evaluate how well the self-attention captures cross-domain signals and highlights potential areas where negative transfer might occur, thereby guiding efforts to optimize the model for enhanced CDSR performance. Without loss of generality, taking BERT4Rec as an example, we analyze a_{cd} in BERT4Rec trained on cross-domain sequences and uncover two key insights:

- **When self-attention fails:** For samples where a single-domain model accurately predicts outcomes (i.e., the ‘Both Correct’ and ‘Single-domain ✓, Cross-domain ✗’ columns in Figure 2), attention scores within the same domain dominate those across domains. *In these cases, the cross-domain model underperforms when it overemphasizes cross-domain information that is unnecessary for accurate predictions* (i.e., cross-domain score in the 3rd group is higher than that in the 2nd group).
- **When self-attention succeeds:** For instances where the single-domain model fails but the cross-domain model succeeds (i.e., the ‘Single-domain ✗, Cross-domain ✓’ columns in Figure 2), cross-domain attention scores are more aligned with single-domain scores. Here, the cross-domain model effectively attends to relevant information from other domains, leading to improved predictions for these examples.

We conclude that the cross-domain score is a reasonable proxy for measuring knowledge transfer. While self-attention effectively facilitates positive knowledge transfer when beneficial in some cases, it struggles to mitigate negative transfer between unrelated or conflicting domains. Hence, we seek to improve the CDSR performance for the vanilla self-attention mechanism, such that it encourages cross-domain knowledge transfer when needed (i.e., the ‘Single-domain ✗, Cross-domain ✓’ case in Figure 2) and suppressed when redundant (i.e., the ‘Single-domain ✓, Cross-domain ✗’ case).

4.3 Proposed Method: AutoCDSR

Based on the observation above, we propose to mitigate negative transfer in CDSR by directly minimizing the cross-domain attention scores a_{cd} . We initially formalize the corresponding loss as:

$$\mathcal{L} = \alpha_1 \cdot \mathcal{L}_{\text{rec}} + \alpha_2 \cdot \mathcal{L}_{\text{cd-attn}}, \text{ with } \mathcal{L}_{\text{cd-attn}} = a_{cd}, \quad (6)$$

where α_1, α_2 are coefficients that control the strength of suppressing the knowledge transfer between domains. One can manually tune the α values according to dataset-level prior knowledge (e.g., assigning a higher α_2 value for datasets where cross-domain information is less complementary, or vice versa). However, even within the same dataset, different user behavior sequences might require different levels of cross-domain attention, as the relevance of cross-domain information can vary depending on the specific context, user preferences, or item interactions within each sequence. As we have shown later in this paper (i.e., Figure 4), manually tuning α usually does not lead to the optimal performance. Furthermore, manually tuning α is not feasible per sequence, calling for an automatic tuning of α in a more fine-grained manner. An overview figure of our proposal (Figure 6) can be found in Appendix A.

4.3.1 Two-task Reconciliation that Promotes Preference-aware Pareto Optimality.

In order to automate the knowledge transfer between domains, we re-formulate the optimization problem in Equation (6) as a multi-task learning (MTL) problem with two tasks:

$$\min_{\theta} \mathcal{L}(\theta) = \min_{\theta} \left(\mathcal{L}_{\text{rec}}(\theta), \mathcal{L}_{\text{cd-attn}}(\theta) \right), \quad (7)$$

where θ refers to the set of model parameters. We reconcile between the recommendation loss \mathcal{L}_{rec} and the cross-domain attention loss $\mathcal{L}_{\text{cd-attn}}$, ensuring that the self-attention increases cross-domain scores only when cross-domain information improves the recommendation

task. To achieve this goal, we adopt ideas from the multi-task learning community [24, 28, 42] by learning a preference-aware Pareto-optimal solution. Formally, Pareto optimality is defined as:

Definition 4.1 (Pareto Optimality). For an MTL problem with k tasks, a solution θ^* is Pareto-optimal iff there does not exist another solution that dominates θ^* . θ^* dominates $\hat{\theta}$ if for every task k , we have $\mathcal{L}_k(\theta^*) \leq \mathcal{L}_k(\hat{\theta})$, and for some task k' , $\mathcal{L}_{k'}(\theta^*) < \mathcal{L}_{k'}(\hat{\theta})$.

Intuitively, if a model is Pareto-optimal, it is impossible to further lower the error on any loss without hurting at least one other. Seeking a Pareto-optimal solution would not be necessary if the CDSR model could perfectly minimize both losses independently (i.e., achieve optimal recommendation performance without leveraging any cross-domain information). However, this contradicts the premise that cross-domain information provides complementary knowledge and can enhance CDSR. Even in scenarios where cross-domain signals offer limited benefits, our approach ensures that knowledge transfer is adaptively regulated – preventing negative transfer while preserving the performance of each domain.

The Pareto front⁴ contains many Pareto optimal solutions. In order to derive a Pareto optimal solution that satisfies our needs, we need the Pareto optimal model to fall in the subregion favoring the recommendation task. We start from learning a Pareto optimal solution without any preference. We explore Multiple Gradient Descent Algorithm [6] to derive a Pareto optimal solution agnostic of the preference between \mathcal{L}_{rec} and $\mathcal{L}_{\text{cd-attn}}$. In this algorithm, a model theoretically converges to Pareto optimality if we utilize the gradient that satisfies the saddle-point test [42]. Finding such a gradient is equivalent to finding the direction with minimum norm in the convex hull⁵ constructed by the descent directions of our two tasks, formulated as:

$$\min_{\alpha_1, \alpha_2} \left\| \alpha_1 \cdot \nabla_{\theta} \mathcal{L}_{\text{rec}}(\theta) + \alpha_2 \cdot \nabla_{\theta} \mathcal{L}_{\text{cd-attn}}(\theta) \right\|_F, \quad (8)$$

s.t. $\alpha_1 + \alpha_2 = 1$ and $\alpha_1, \alpha_2 \geq 0$,

where $\nabla_{\theta} \mathcal{L}_{\text{rec}}(\theta) \in \mathbb{R}^{|\theta|}$ refers to the gradient of θ for \mathcal{L}_{rec} and $\|\cdot\|_F$ is Frobenius norm. Finding a solution to Equation (8) is rather straight-forward: if the norm of one gradient direction is smaller than the inner product between both directions, the solution is the gradient with the smaller norm (i.e., $(\alpha_1 = 0, \alpha_2 = 1)$ or vice versa). Otherwise, α_1 can be derived by calculating the vector perpendicular to the convex hull, as follows:

$$\alpha_1 = \frac{\nabla_{\theta} \mathcal{L}_{\text{cd-attn}}(\theta) \cdot \left(\nabla_{\theta} \mathcal{L}_{\text{cd-attn}}(\theta) - \nabla_{\theta} \mathcal{L}_{\text{rec}}(\theta) \right)^{\top}}{\left\| \nabla_{\theta} \mathcal{L}_{\text{cd-attn}}(\theta) - \nabla_{\theta} \mathcal{L}_{\text{rec}}(\theta) \right\|_F}. \quad (9)$$

While training the model with Equation (9) theoretically guarantees Pareto optimality, as proven by previous works [6], the final solution falls near a region in the Pareto front where errors on different tasks are balanced [21], which cannot be directly applied to our scenario.

To solve this challenge, inspired by existing works in the multi-task learning community [28], we propose to partition the Pareto front into multiple sub-regions and enforce the model to converge to the preferred sub-region rather than a random point in the entire space. Specifically, to partition the Pareto front into K

⁴The set of all Pareto optimal solutions with different preferences over tasks.

⁵The surface constituted by all linear weighted scalarization of descent directions.

sub-regions, we first define $K + 1$ preference vectors, denoted as: $\{\mathbf{p}_k \in \mathbb{R}_+^2 = (\cos(\frac{k\pi}{2K}), \sin(\frac{k\pi}{2K})) | k = 0, \dots, K\}$, where $\mathbf{p}_0 = (1, 0)$ and $\mathbf{p}_K = (0, 1)$ refer to preference vectors totally biased to the main recommendation task and cross-domain attention respectively, and other vectors are in-between preferences.

With $K + 1$ preference vectors, we select \mathbf{p}_1 as our preference vector to prioritize $\mathcal{L}_{\text{rec}}(\theta)$ over $\mathcal{L}_{\text{cd-attn}}(\theta)$ yet still allow cross-domain knowledge transfer. Intuitively, such a Pareto optimal solution enforces the self-attention to only increase cross-domain attention scores when the recommendation task can be improved (i.e., increasing $\mathcal{L}_{\text{cd-attn}}(\theta)$ can accordingly offset the decrease in $\mathcal{L}_{\text{rec}}(\theta)$). To obtain a preference-aware Pareto optimality, given a loss vector $\mathcal{L}(\theta)$, we identify the set of preference vectors \mathcal{S} that $\mathcal{L}(\theta)$ better aligns with than \mathbf{p}_1 , formulated as:

$$\mathcal{S} = \{\mathbf{p}_k | (\mathbf{p}_k^\top \cdot \mathcal{L}(\theta) - \mathbf{p}_1^\top \cdot \mathcal{L}(\theta)) \geq 0\}. \quad (10)$$

Each $\mathbf{p}_k \in \mathcal{S}$ is an active constraint w.r.t. \mathbf{p}_1 , indicating that the current model overly attends to cross-domain information yet not improving the recommendation task as much. In this scenario, we need to increase α_1 to mitigate the cross-domain negative transfer. To incorporate \mathcal{S} , we treat active constraints as additional tasks in Equation (8) and reformulate it as:

$$\begin{aligned} \min_{\beta} \quad & \left\| \sum_{\mathbf{p}_k \in \mathcal{S}} \beta_k \cdot \nabla_{\theta}(\mathbf{p}_k^\top \cdot \mathcal{L}(\theta) - \mathbf{p}_1^\top \cdot \mathcal{L}(\theta)) \right\|_F, \\ \text{s.t.} \quad & \sum_{\mathbf{p}_k \in \mathcal{S}} \beta_k = 1 \text{ and } \forall k \beta_k \geq 0. \end{aligned} \quad (11)$$

We can solve Equation (11) by extending Equation (9). Utilizing Frank-Wolfe algorithm [18], we approximate Equation (11) with multiple iterations, each of which is a special case of Equation (9). We first assign each task the same weight (i.e., $\beta \in \mathbb{R}_+^{|\mathcal{S}|} = \frac{1}{|\mathcal{S}|}$) and at each iteration find the single task that correlated with other tasks the least given the current weight assignment. Then we treat the least correlated task as one task and the combination of remaining tasks as the other to update the weight as the following:

$$\begin{aligned} \beta &:= (1 - \eta) \cdot \beta + \eta \cdot \mathbf{e}_t, \text{ with } \eta = \frac{\nabla'_{\theta} \cdot (\nabla'_{\theta} - \nabla_t^t)^\top}{\|\nabla'_{\theta} - \nabla_t^t\|_F}, \\ \nabla'_{\theta} &= \sum_{\mathbf{p}_k \in \mathcal{S}} \beta_k \cdot \nabla_{\theta}(\mathbf{p}_k^\top \cdot \mathcal{L}(\theta) - \mathbf{p}_1^\top \cdot \mathcal{L}(\theta)), \\ t &= \arg \min_t \nabla'_{\theta} \cdot \nabla_{\theta}(\mathbf{p}_t^\top \cdot \mathcal{L}(\theta) - \mathbf{p}_1^\top \cdot \mathcal{L}(\theta)), \end{aligned} \quad (12)$$

where $\mathbf{e}_t \in \{0, 1\}^{|\mathcal{S}|}$ refers to the one-hot vector with t -th element equals to 1. The procedure described above iterates until η becomes smaller than a pre-defined threshold or the procedure reaches a fixed number of iterations. As proven in the previous work [21], optimizing the model with Equation (12) and theoretically deliver well-approximated solutions within reasonable iterations (e.g., 100). We include sensitivity studies in the Appendix A.3 and AutoCDSR converges within reasonable numbers of iterations.

4.3.2 AutoCDSR⁺: Further enhancement with Pareto-optimal Information Bottleneck Tokens.

Research in various domains has explored the use of placeholder tokens in input sequences to facilitate knowledge transfer [35, 46].

These tokens serve as information bottlenecks (IB), constraining the transfer process to occur exclusively through them. Inspired by this general principle, we introduce AutoCDSR⁺, which integrates IB tokens into multi-domain sequences and restricts cross-domain communication to these tokens. Unlike AutoCDSR, which permits direct information flow across domains, AutoCDSR⁺ enforces structured information transfer by designating a small set of dedicated Pareto-optimal tokens as attention bottlenecks. In our approach, individual single-domain sequences, along with IB tokens, are processed separately. IB tokens attend to elements within their respective domains to capture domain-specific knowledge, while cross-domain information exchange occurs exclusively between IB tokens associated with different domains. Following this exchange, items within each domain re-attend to the updated IB tokens to acquire transferred knowledge from other domains. Similar to AutoCDSR, AutoCDSR⁺ employs Pareto-optimal cross-domain self-attention, with cross-domain attention scores computed as:

$$a_{\text{cd}} = \sum_{d \in \mathcal{D}} \sum_{i=T}^{M^d} \sum_{j=1}^T \mathbf{A}_{i,j}^d, \quad (13)$$

where T refers to the number of injected IB tokens and M^d refers to the sequence length for domain d . Following the formulation in Equation (3), the cross-domain information exchange can be achieved by mixing representations of IB tokens in different domains:

$$\mathbf{H}^* = \text{Combine}(\{\mathbf{H}^{d*} [1 : T] | d \in \mathcal{D}\}), \quad (14)$$

where $\text{Combine}(\cdot)$ can be any combination function to aggregate different domains⁶ and \mathbf{H}^{d*} refers to the final sequence embedding in domain d . We can train AutoCDSR⁺ using the same optimization we propose in Equation (11) with attention scores derived in Equation (13). AutoCDSR⁺ offers a more structured flow of information that not only facilitates effective knowledge extraction within each domain but also ensures that cross-domain transfer occurs in a controlled manner. Compared with AutoCDSR, AutoCDSR⁺ further reduces the risk of information dilution or conflicts, with the cost of slightly additional computational overheads and model complexity.

5 Experiment

We conduct systematic experiments to validate our proposal, leading to three research questions (RQs): **(RQ1)** What is the performance boost that AutoCDSR can bring to simple transformers to improve their cross-domain performance? **(RQ2)** Given the performance boost, how much additional computational overhead does AutoCDSR introduce? **(RQ3)** How and why does AutoCDSR improve the CDSR performance?

5.1 Experimental Setup

Datasets: We conduct experiments on two academic benchmark datasets (i.e., KUAIRAND-1K [9] and AMAZON REVIEWS [15, 34]) as well as one industrial dataset collected internally at a leading social media platform spanning interactions over multiple mobile in-app surfaces (dubbed as INTERNAL). For KUAIRAND-1K, we use music type as the domain indicator; for AMAZON REVIEWS, following the same setting explored in the previous work [38], we include user

⁶We use a simple element-wise summation for the combination method. Advanced combination strategies can be helpful but out-of-scope for this research.

Table 2: The performance (Recall@5/Recall@10/NDCG@5/NDCG@10) of single-domain as well as cross-domain models on the Amazon-Review dataset. We explore the same setting adopted in the previous work [38]. Perf. \uparrow refers to the percentage of improvement brought by variants of AutoCDSR.

Method	Domain (Recall@5/Recall@10/NDCG@5/NDCG@10)																			
	Book				Clothing				Video				Toy				Sports			
Single-domain Models with single-domain Input Sequences																				
GRU4Rec	0.265	0.348	0.195	0.222	0.334	0.434	0.242	0.274	0.344	0.451	0.242	0.277	0.356	0.464	0.256	0.291	0.551	0.661	0.416	0.452
SASRec	0.261	0.355	0.187	0.218	0.306	0.415	0.219	0.255	0.345	0.473	0.243	0.284	0.352	0.476	0.251	0.291	0.623	0.744	0.474	0.514
BERT4Rec	0.208	0.296	0.144	0.172	0.277	0.387	0.192	0.228	0.311	0.433	0.214	0.254	0.320	0.442	0.225	0.264	0.549	0.676	0.415	0.456
Cross-domain Models with Cross-domain Input Sequences																				
SyNCRec	0.337	0.433	0.249	0.280	0.366	0.480	0.262	0.298	0.442	0.567	0.320	0.361	0.438	0.553	0.317	0.355	0.724	0.810	0.597	0.625
C ² DSR	0.320	0.420	0.241	0.271	0.234	0.345	0.182	0.218	0.265	0.379	0.184	0.221	0.256	0.367	0.182	0.218	0.362	0.501	0.249	0.294
CGRec	0.261	0.352	0.189	0.218	0.339	0.452	0.242	0.278	0.384	0.504	0.274	0.313	0.394	0.512	0.284	0.323	0.655	0.758	0.519	0.553
Single-domain Models with Cross-domain Input Sequences																				
SASRec _{cd}	0.256	0.348	0.175	0.203	0.293	0.395	0.220	0.256	0.353	0.485	0.234	0.272	0.330	0.443	0.236	0.276	0.605	0.722	0.467	0.506
+AutoCDSR	0.328	0.423	0.242	0.277	0.368	0.467	0.255	0.297	0.439	0.556	0.314	0.355	0.421	0.530	0.313	0.351	0.719	0.805	0.572	0.601
Perf. ↑ (%)	27.9%	21.6%	38.0%	36.6%	25.4%	18.3%	15.7%	15.9%	24.4%	14.7%	34.1%	30.6%	27.5%	19.5%	32.6%	27.3%	18.8%	11.4%	22.4%	18.8%
+AutoCDSR ⁺	0.340	0.436	0.250	0.274	0.356	0.471	0.262	0.292	0.429	0.560	0.322	0.361	0.436	0.541	0.309	0.352	0.708	0.792	0.590	0.628
Perf. ↑ (%)	32.6%	25.2%	42.8%	35.2%	21.6%	19.2%	19.1%	14.1%	21.4%	15.5%	37.5%	32.7%	32.1%	22.1%	30.7%	27.3%	17.0%	9.6%	26.2%	24.1%
BERT4Rec _{cd}	0.220	0.313	0.151	0.181	0.293	0.410	0.198	0.235	0.329	0.458	0.221	0.262	0.335	0.463	0.232	0.273	0.576	0.709	0.440	0.483
+AutoCDSR	0.292	0.415	0.221	0.246	0.364	0.452	0.249	0.261	0.418	0.520	0.278	0.340	0.413	0.513	0.298	0.317	0.671	0.785	0.511	0.601
Perf. ↑ (%)	32.7%	32.5%	46.2%	35.9%	24.3%	10.1%	25.7%	11.1%	26.9%	13.5%	25.8%	29.8%	23.2%	10.7%	28.3%	16.2%	16.5%	10.7%	16.2%	24.4%
+AutoCDSR ⁺	0.307	0.395	0.225	0.267	0.338	0.472	0.246	0.279	0.403	0.535	0.313	0.358	0.423	0.550	0.307	0.346	0.667	0.804	0.557	0.592
Perf. ↑ (%)	39.5%	26.2%	48.8%	47.6%	15.4%	15.0%	24.4%	18.7%	22.4%	16.8%	41.8%	36.8%	26.2%	18.7%	32.5%	26.6%	15.8%	13.3%	26.6%	22.5%

Table 3: The performance (NDCG@10/NDCG@20/Recall@10/Recall@20) of single-domain as well as cross-domain models on KuaiRand-1K and Internal datasets. Perf. \uparrow refers to the percentage of improvement brought by variants of AutoCDSR.

Method	Domain (NDCG@10/NDCG@20/Recall@10/Recall@20)															
	KuaiRand-1K								Internal							
	Type A				Type B				Tab A				Tab B			
Single-domain Models with single-domain Input Sequences																
SASRec	0.019	0.030	0.044	0.098	0.031	0.039	0.059	0.133	0.053	0.066	0.100	0.152	0.228	0.247	0.361	0.454
BERT4Rec	0.024	0.035	0.054	0.124	0.037	0.050	0.077	0.153	0.054	0.068	0.104	0.158	0.238	0.268	0.382	0.490
Single-domain Models with Cross-domain Input Sequences																
SASRec _{cd}	0.022	0.031	0.041	0.093	0.033	0.046	0.063	0.135	0.053	0.066	0.101	0.154	0.217	0.241	0.364	0.461
+AutoCDSR	0.028	0.039	0.049	0.106	0.037	0.051	0.069	0.141	0.054	0.068	0.108	0.165	0.230	0.255	0.377	0.474
Perf. ↑ (%)	27.2%	25.8%	19.5%	13.9%	12.1%	10.8%	9.5%	4.4%	2.7%	3.2%	6.8%	7.1%	6.0%	5.8%	3.4%	2.7%
+AutoCDSR ⁺	0.026	0.037	0.046	0.102	0.039	0.054	0.073	0.153	0.057	0.071	0.107	0.165	0.243	0.269	0.406	0.514
Perf. ↑ (%)	18.1%	19.3%	12.2%	9.6%	18.1%	17.3%	15.8%	13.3%	8.1%	7.8%	6.3%	6.8%	11.7%	11.7%	11.6%	11.6%
BERT4Rec _{cd}	0.027	0.045	0.060	0.134	0.031	0.044	0.063	0.122	0.054	0.068	0.103	0.158	0.228	0.254	0.381	0.483
+AutoCDSR	0.031	0.049	0.071	0.173	0.043	0.052	0.084	0.165	0.058	0.074	0.110	0.168	0.241	0.269	0.402	0.513
Perf. ↑ (%)	14.7%	8.8%	18.3%	29.1%	38.7%	18.1%	33.3%	26.2%	7.4%	8.8%	6.8%	6.3%	5.7%	5.9%	5.5%	6.2%
+AutoCDSR ⁺	0.033	0.049	0.066	0.139	0.037	0.064	0.103	0.178	0.059	0.077	0.113	0.170	0.254	0.281	0.415	0.522
Perf. ↑ (%)	22.2%	8.8%	10.0%	3.7%	19.3%	45.4%	58.7%	45.9%	9.2%	13.2%	9.7%	7.6%	11.4%	10.6%	8.9%	8.0%

behaviors from Book, Clothing, Video, Toy, and Sports domains. Whereas for INTERNAL, we use the in-app surface where the user behavior comes from as the domain indicator.

Baselines: We compare AutoCDSR and AutoCDSR⁺ against a broad range of baselines, including domain-agnostic sequential recommenders (i.e., GRU4Rec [13], SASRec [22], BERT4Rec [44]) and domain-aware sequential recommenders (i.e., SyNCR [38], C²DSR [2], and CGRec [2]). As AutoCDSR and AutoCDSR⁺ improve the self-attention mechanism in the transformer model, we utilize them as plug-and-play modules and apply them to vanilla transformer-based CDSR models (i.e., SASRec and BERT4Rec).

Evaluation Protocol: We evaluate with metrics adopted in previous works, including NDCG and Recall [22, 38]. All studies are repeated for 5 times and mean values are reported.

Due to space limitation, we include other details in Appendix A.1.

5.2 Comparison Experiment

We analyze the performance of single-domain transformer models enhanced by AutoCDSR as well as AutoCDSR⁺ and compare them against baselines, with results shown in Table 2 and Table 3. Firstly, by feeding cross-domain sequences into single-domain models without special treatment, most of the time we observe performance degradation (i.e., SASRec_{cd}/BERT4Rec_{cd} vs. SASRec/BERT4Rec), confirming the negative transfer between different domains when they are naively stitched together (e.g., NDCG@10 dropped from 0.218 to 0.203 for SASRec in the book domain of Amazon-Review, etc). AutoCDSR and AutoCDSR⁺ are plug-and-play ideas that can be used unanimously to enhance the cross-domain performance of

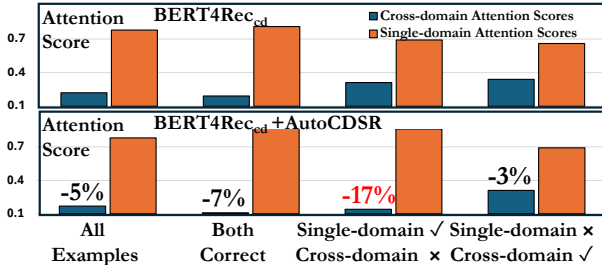


Figure 3: The distribution of attention scores across different strata in KUIRAND-1K with the deployment of AUTOCDR. Cross-domain attention scores for samples suffering from negative transfer are reduced significantly by AUTOCDR.

domain-agnostic models by automating knowledge transfer between domains. We apply them to both SASRec_{cd} and Bert4Rec_{cd} and observe if our proposal can improve the CDSR performance. Across all datasets, adding either AUTOCDR or AUTOCDR⁺ to base models can significantly improve their CDSR performance. Specifically, for Amazon-Review dataset, AUTOCDR significantly improves the CDSR performance over 20% in 12 out of 20 cases for SASRec, and 14 out of 20 cases for Bert4Rec. **Enhanced by AUTOCDR and AUTOCDR⁺, simple models (e.g., BERT4Rec_{cd} + AUTOCDR) can perform on par with most of state-of-the-art CDSR models or sometimes even outperform some.**

In some cases, SASRec_{cd} and BERT4Rec_{cd} can already improve the performance of base models (e.g., NDCG for Type A in KUIRAND-1K). By adding our proposal, we can further amplify these gains while mitigating the negative transfer, validating the capability of AUTOCDR for automating knowledge transfer. To answer RQ1, we observe that AUTOCDR significantly enhances simple transformers, effectively automating knowledge transfer and enhancing their CDSR performance, enabling them to match or even surpass state-of-the-art CDSR models.

5.3 Analysis of Attention in AUTOCDR

As AUTOCDR automates the knowledge transfer between different domains, we analyze the cross-domain attention scores for different stratas of samples in Figure 3. Similar to settings in Figure 2, ‘Both Correct’ and ‘Single-domain ✓, Cross-domain ✗’ columns are stratas where single domain knowledge is sufficient for correct predictions and incorporating cross-domain information might introduce negative transfer. In these two columns, the cross-domain attention scores are significantly reduced (i.e., -17% on the latter case), indicating that AUTOCDR successfully reduces attention scores for samples where the model suffers from negative transfer. In the meantime, for samples where knowledge transfer between domains is beneficial, the cross-domain attention score is slightly decreased (i.e., -3%). However, this decrease is not significant compared to cases of negative transfer. To answer RQ3, **AUTOCDR improves the CDSR performance of base transformers by selectively preserving useful cross-domain interactions while mitigating harmful ones.**

Furthermore, as shown in Figure 4, we train multiple base transformers with different weights on the additional attention loss. We

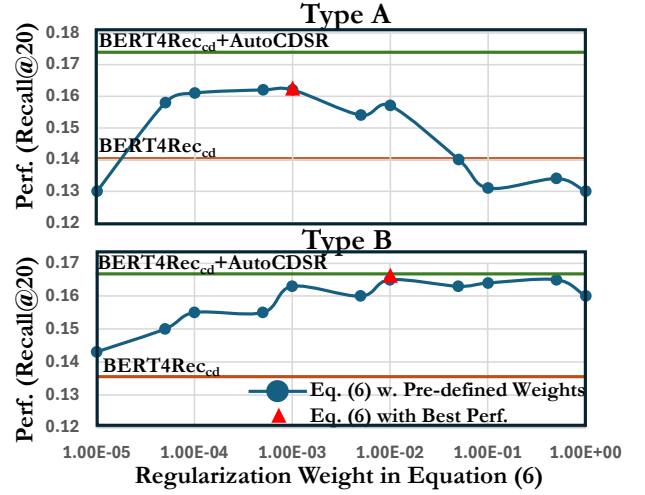


Figure 4: The performance of base BERT4Rec model supervised by the additional attention loss with different weights. Base transformers are sensitive to the weight selection and there does not exist a single optimal value for all domains. Table 4: Computational overheads (iterations per second, lower the better) of baselines enhanced by AUTOCDR as well as state-of-the-art on KuaiRand-1K.

Model	Iter./s	Additional overheads ↑ (%)
BERT4Rec	10.27	-
+AUTOCDR	9.31	9.34 %
+AUTOCDR ⁺	8.22	19.96 %
SyNCR	2.41	75.53%

observe that although pre-defined weight assignments enhance base models, the optimal configuration varies across domains. This variation arises because such a fixed learning pattern can’t effectively facilitate knowledge transfer in all cases, given the asymmetric distribution of domains across different sequences and the unintended noise introduced by additional domains.

5.4 Computational Overhead Analysis

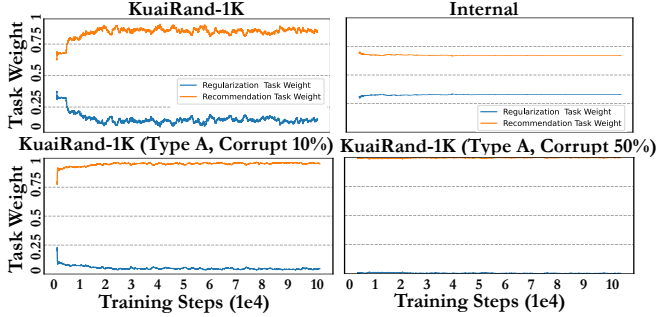
We analyze computational overheads entailed by the introduction of AUTOCDR and AUTOCDR⁺. For our proposed methods, we set the number of iterations in Equation (12) to 100 and exclude the parameters in the embedding table during the calculation of Pareto-optimal solution, as we observe that such simplifications reduce computational overheads with little to no performance degradation. From Table 4, we observe that AUTOCDR and AUTOCDR⁺ introduce little computational overheads to the baseline model, making them lightweight plug-and-play extensions with little additional costs, compared to the state-of-the-art CDSR model. To answer RQ2, this study demonstrates that the performance boost achieved by AUTOCDR comes with minimal additional computational overhead, ensuring an efficient trade-off between improved effectiveness and resource consumption. Additional discussion is in Appendix A.2

5.5 Robustness of AUTOCDR

We analyze the robustness of AUTOCDR by randomly treating a partition of behaviors in single-domain sequences as cross-domain

Table 5: Recall@20 of BERT4Rec_{cd} enhanced by our proposed methods given different corruption rate in Kuairand-1K.

Rate	AutoCDSR		AutoCDSR ⁺	
	Type A	Type B	Type A	Type B
0%	0.124	0.153	0.127	0.153
10%	0.121	0.152	0.120	0.147
25%	0.122	0.152	0.117	0.142
50%	0.122	0.151	0.114	0.141

**Figure 5: Task weight trajectory derived by AutoCDSR.**

behaviors during the training and examine if AutoCDSR can recover the performance of the base transformer without this corruption. As shown in Table 5, AutoCDSR is robust to the noise in the domain knowledge and randomly mislabeling domain knowledge won't affect its performance a lot. However, AutoCDSR⁺ is more sensitive to domain mislabeling, which affects the ordering of items. While AutoCDSR⁺ excels when domain is accurate, its performance is dependent on the reliability of the domain information.

We analyze the trajectory of task weights derived by AutoCDSR (Figure 5). In Kuairand-1K, AutoCDSR gradually reduces the attention regularization weight from 0.1 to 0 as the corruption rate increases from 0% to 50%, aligning with our interpretation that cross-domain attention controls knowledge transfer. The lower regularization weight in Kuairand-1K compared to INTERNAL suggests greater complementarity between domains. This highlights that no static learning pattern can universally handle knowledge transfer due to asymmetric domain distributions and noise.

6 Conclusion

We address the challenge of knowledge transfer in CDSR by introducing AutoCDSR and its enhanced variant, AutoCDSR⁺. Unlike existing approaches that rely on additional domain-specific components, our method improves CDSR by optimizing self-attention through a Pareto-optimal formulation. This approach dynamically balances knowledge transfer, mitigating negative transfer from noisy domains while encouraging beneficial information exchange. Extensive experiments on both large-scale production data and academic benchmarks demonstrate that AutoCDSR significantly enhances transformer-based SR, achieving state-of-the-art performance with lower cost. Our work offers a fresh perspective on CDSR by leveraging self-attention to refine cross-domain learning. Limitation of this work is discussed in Appendix A.5.

References

- [1] Iz Beltagy, Matthew E Peters, and Arman Cohan. 2020. Longformer: The long-document transformer. *arXiv preprint arXiv:2004.05150* (2020).
- [2] Jiangxia Cao, Xin Cong, Jiawei Sheng, Tingwen Liu, and Bin Wang. 2022. Contrastive cross-domain sequential recommendation. In *Proceedings of the 31st ACM International Conference on Information & Knowledge Management*. 138–147.
- [3] Junyoung Chung, Caglar Gulcehre, KyungHyun Cho, and Yoshua Bengio. 2014. Empirical evaluation of gated recurrent neural networks on sequence modeling. *arXiv preprint arXiv:1412.3555* (2014).
- [4] Zeyu Cui, Jianxin Ma, Chang Zhou, Jingren Zhou, and Hongxia Yang. 2022. M6-rec: Generative pretrained language models are open-ended recommender systems. *arXiv preprint arXiv:2205.08084* (2022).
- [5] Gabriel de Souza Pereira Moreira, Sara Rabhi, Jeong Min Lee, Ronay Ak, and Even Oldridge. 2021. Transformers4rec: Bridging the gap between nlp and sequential/session-based recommendation. In *Proceedings of the 15th ACM conference on recommender systems*. 143–153.
- [6] Jean-Antoine Désidéri. 2012. Multiple-gradient descent algorithm (MGDA) for multiobjective optimization. *Comptes Rendus Mathématique* 350, 5–6 (2012), 313–318.
- [7] Xinyan Fan, Zheng Liu, Jianxun Lian, Wayne Xin Zhao, Xing Xie, and Ji-Rong Wen. 2021. Lighter and better: low-rank decomposed self-attention networks for next-item recommendation. In *Proceedings of the 44th international ACM SIGIR conference on research and development in information retrieval*. 1733–1737.
- [8] Qixiang Fang, Zhihan Zhou, Francesco Barbieri, Yozen Liu, Leonardo Neves, Dong Nguyen, Daniel Oberski, Maarten Bos, and Ron Dotsch. 2024. General-Purpose User Modeling with Behavioral Logs: A Snapchat Case Study. In *Proceedings of the 47th International ACM SIGIR Conference on Research and Development in Information Retrieval*. 2431–2436.
- [9] Chongming Gao, Shijun Li, Yuan Zhang, Jiawei Chen, Biao Li, Wenqiang Lei, Peng Jiang, and Xiangnan He. 2022. Kuairand: An Unbiased Sequential Recommendation Dataset with Randomly Exposed Videos. In *Proceedings of the 31st ACM International Conference on Information and Knowledge Management (Atlanta, GA, USA) (CIKM '22)*. 3953–3957. <https://doi.org/10.1145/3511808.3557624>
- [10] Sheng Gao, Hao Luo, Da Chen, Shantao Li, Patrick Gallinari, and Jun Guo. 2013. Cross-domain recommendation via cluster-level latent factor model. In *Machine Learning and Knowledge Discovery in Databases: European Conference, ECML PKDD 2013, Prague, Czech Republic, September 23–27, 2013, Proceedings, Part II* 13. Springer, 161–176.
- [11] Shijie Geng, Shuchang Liu, Zuohe Fu, Yingqiang Ge, and Yongfeng Zhang. 2022. Recommendation as language processing (rlp): A unified pretrain, personalized prompt & predict paradigm (p5). In *Proceedings of the 16th ACM Conference on Recommender Systems*. 299–315.
- [12] Carlos A Gomez-Urbe and Neil Hunt. 2015. The netflix recommender system: Algorithms, business value, and innovation. *ACM Transactions on Management Information Systems (TMIS)* (2015).
- [13] B Hidasi. 2015. Session-based Recommendations with Recurrent Neural Networks. *arXiv preprint arXiv:1511.06939* (2015).
- [14] Chaohou Hou, Yuanhang Zhou, Yi Cao, and Tong Liu. 2024. ECAT: A Entire space Continual and Adaptive Transfer Learning Framework for Cross-Domain Recommendation. In *Proceedings of the 47th International ACM SIGIR Conference on Research and Development in Information Retrieval*. 2885–2889.
- [15] Yupeng Hou, Jiacheng Li, Zhankui He, An Yan, Xiuxi Chen, and Julian McAuley. 2024. Bridging Language and Items for Retrieval and Recommendation. *arXiv preprint arXiv:2403.03952* (2024).
- [16] Yupeng Hou, Junjie Zhang, Zihan Lin, Hongyu Lu, Ruobing Xie, Julian McAuley, and Wayne Xin Zhao. 2024. Large language models are zero-shot rankers for recommender systems. In *European Conference on Information Retrieval*. Springer, 364–381.
- [17] Junyoung Hwang, Hyunjun Ju, SeongKu Kang, Sanghwan Jang, and Hwanjo Yu. 2024. Multi-Domain Sequential Recommendation via Domain Space Learning. In *Proceedings of the 47th International ACM SIGIR Conference on Research and Development in Information Retrieval*. 2134–2144.
- [18] Martin Jaggi. 2013. Revisiting Frank-Wolfe: Projection-free sparse convex optimization. In *Proc. of ICML*.
- [19] Clark Mingxuan Ju, Leonardo Neves, Bhuvish Kumar, Liam Collins, Tong Zhao, Yuwei Qiu, Qing Dou, Yang Zhou, Sohail Nizam, Rengim Ozturk, et al. 2025. Learning Universal User Representations Leveraging Cross-domain User Intent at Snapchat. *arXiv preprint arXiv:2504.21838* (2025).
- [20] Mingxuan Ju, William Shiao, Zhichun Guo, Yanfang Ye, Yozen Liu, Neil Shah, and Tong Zhao. [n.d.]. How Does Message Passing Improve Collaborative Filtering?. In *The Thirty-eighth Annual Conference on Neural Information Processing Systems*.
- [21] Mingxuan Ju, Tong Zhao, Qianlong Wen, Wenhao Yu, Neil Shah, Yanfang Ye, and Chuxu Zhang. 2023. Multi-task Self-supervised Graph Neural Networks Enable Stronger Task Generalization. In *Proc. of ICLR*.
- [22] Wang-Cheng Kang and Julian McAuley. 2018. Self-attentive sequential recommendation. In *2018 IEEE international conference on data mining (ICDM)*. IEEE, 197–206.

- [23] Matthew Kolodner, Mingxuan Ju, Zihao Fan, Tong Zhao, Elham Ghazizadeh, Yan Wu, Neil Shah, and Yozen Liu. 2024. Robust Training Objectives Improve Embedding-based Retrieval in Industrial Recommendation Systems. *RobustRecSys Workshop at RecSys* (2024).
- [24] Giwoong Lee, Eunho Yang, and Sung Hwang. 2016. Asymmetric multi-task learning based on task relatedness and loss. In *International conference on machine learning*. PMLR, 230–238.
- [25] Chenglin Li, Yuanzhen Xie, Chenyun Yu, Bo Hu, Zang Li, Guoqiang Shu, Xiaohu Qie, and Di Niu. 2023. One for all, all for one: Learning and transferring user embeddings for cross-domain recommendation. In *Proceedings of the Sixteenth ACM International Conference on Web Search and Data Mining*. 366–374.
- [26] Jing Li, Pengjie Ren, Zhumin Chen, Zhaochun Ren, Tao Lian, and Jun Ma. 2017. Neural attentive session-based recommendation. In *Proceedings of the 2017 ACM on Conference on Information and Knowledge Management*. 1419–1428.
- [27] Guanyu Lin, Chen Gao, Yu Zheng, Jianxin Chang, Yanan Niu, Yang Song, Kun Gai, Zhiheng Li, Depeng Jin, Yong Li, et al. 2024. Mixed Attention Network for Cross-domain Sequential Recommendation. In *Proceedings of the 17th ACM International Conference on Web Search and Data Mining*. 405–413.
- [28] Xi Lin, Hui-Ling Zhen, Zhenhua Li, Qing-Fu Zhang, and Sam Kwong. 2019. Pareto multi-task learning. *Advances in neural information processing systems* 32 (2019).
- [29] Langming Liu, Liu Cai, Chi Zhang, Xiangyu Zhao, Jingtong Gao, Wanyu Wang, Yifu Lv, Wenqi Fan, Yiqi Wang, Ming He, et al. 2023. Linrec: Linear attention mechanism for long-term sequential recommender systems. In *Proceedings of the 46th International ACM SIGIR Conference on Research and Development in Information Retrieval*. 289–299.
- [30] Meng Liu, Jianjun Li, Guohui Li, and Peng Pan. 2020. Cross domain recommendation via bi-directional transfer graph collaborative filtering networks. In *Proceedings of the 29th ACM international conference on information & knowledge management*. 885–894.
- [31] Qiao Liu, Yifu Zeng, Refuoe Mokhosi, and Haibin Zhang. 2018. STAMP: short-term attention/memory priority model for session-based recommendation. In *Proceedings of the 24th ACM SIGKDD international conference on knowledge discovery & data mining*. 1831–1839.
- [32] Muyang Ma, Pengjie Ren, Zhumin Chen, Zhaochun Ren, Lifan Zhao, Peiyu Liu, Jun Ma, and Maarten de Rijke. 2022. Mixed information flow for cross-domain sequential recommendations. *ACM Transactions on Knowledge Discovery from Data (TKDD)* 16, 4 (2022), 1–32.
- [33] Muyang Ma, Pengjie Ren, Yujie Lin, Zhumin Chen, Jun Ma, and Maarten de Rijke. 2019. π -net: A parallel information-sharing network for shared-account cross-domain sequential recommendations. In *Proceedings of the 42nd international ACM SIGIR conference on research and development in information retrieval*. 685–694.
- [34] Julian McAuley, Christopher Targett, Qinfeng Shi, and Anton Van Den Hengel. 2015. Image-based recommendations on styles and substitutes. In *Proceedings of the 38th international ACM SIGIR conference on research and development in information retrieval*. 43–52.
- [35] Arsha Nagrani, Shan Yang, Anurag Arnab, Aren Jansen, Cordelia Schmid, and Chen Sun. 2021. Attention bottlenecks for multimodal fusion. *Advances in neural information processing systems* 34 (2021), 14200–14213.
- [36] Nikil Pancha, Andrew Zhai, Jure Leskovec, and Charles Rosenberg. 2022. Pinnerformer: Sequence modeling for user representation at pinterest. In *Proceedings of the 28th ACM SIGKDD conference on knowledge discovery and data mining*. 3702–3712.
- [37] Chung Park, Taesan Kim, Taekyoon Choi, Junui Hong, Yelim Yu, Mincheol Cho, Kyunam Lee, Sungil Ryu, Hyungjun Yoon, Minsung Choi, et al. 2023. Cracking the Code of Negative Transfer: A Cooperative Game Theoretic Approach for Cross-Domain Sequential Recommendation. In *Proceedings of the 32nd ACM International Conference on Information and Knowledge Management*. 2024–2033.
- [38] Chung Park, Taesan Kim, Hyungjun Yoon, Junui Hong, Yelim Yu, Mincheol Cho, Minsung Choi, and Jaegul Choo. 2024. Pacer and Runner: Cooperative Learning Framework between Single- and Cross-Domain Sequential Recommendation. In *Proceedings of the 47th International ACM SIGIR Conference on Research and Development in Information Retrieval*. 2071–2080.
- [39] Steffen Rendle, Christoph Freudenthaler, Zeno Gantner, and Lars Schmidt-Thieme. 2009. BPR: Bayesian personalized ranking from implicit feedback. In *UAI*.
- [40] Aravind Sankar, Yozen Liu, Jun Yu, and Neil Shah. 2021. Graph neural networks for friend ranking in large-scale social platforms. In *Proceedings of the Web Conference 2021*. 2535–2546.
- [41] J Ben Schafer, Joseph Konstan, and John Riedl. 1999. Recommender systems in e-commerce. In *Proc. of ACM conference on Electronic commerce*.
- [42] Ozan Sener and Vladlen Koltun. 2018. Multi-task learning as multi-objective optimization. *Advances in neural information processing systems* 31 (2018).
- [43] Ajit P Singh and Geoffrey J Gordon. 2008. Relational learning via collective matrix factorization. In *Proceedings of the 14th ACM SIGKDD international conference on Knowledge discovery and data mining*. 650–658.
- [44] Fei Sun, Jun Liu, Jian Wu, Changhua Pei, Xiao Lin, Wenwu Ou, and Peng Jiang. 2019. BERT4Rec: Sequential recommendation with bidirectional encoder representations from transformer. In *Proceedings of the 28th ACM international conference on information and knowledge management*. 1441–1450.
- [45] Qiaoyu Tan, Jianwei Zhang, Jiangchao Yao, Ninghao Liu, Jingren Zhou, Hongxia Yang, and Xia Hu. 2021. Sparse-interest network for sequential recommendation. In *Proceedings of the 14th ACM international conference on web search and data mining*. 598–606.
- [46] Yao-Hung Hubert Tsai, Shaojie Bai, Paul Pu Liang, J Zico Kolter, Louis-Philippe Morency, and Ruslan Salakhutdinov. 2019. Multimodal transformer for unaligned multimodal language sequences. In *Proceedings of the conference. Association for computational linguistics. Meeting*, Vol. 2019. NIH Public Access, 6558.
- [47] Aaron Van den Oord, Sander Dieleman, and Benjamin Schrauwen. 2013. Deep content-based music recommendation. In *Proc. of NeurIPS*.
- [48] A Vaswani. 2017. Attention is all you need. *Advances in Neural Information Processing Systems* (2017).
- [49] Ruoxi Wang, Rakesh Shivanna, Derek Cheng, Sagar Jain, Dong Lin, Lichan Hong, and Ed Chi. 2021. Dcn v2: Improved deep & cross network and practical lessons for web-scale learning to rank systems. In *Proc. of WWW*.
- [50] Chao-Yuan Wu, Amr Ahmed, Alex Beutel, Alexander J Smola, and How Jing. 2017. Recurrent recommender networks. In *Proceedings of the tenth ACM international conference on web search and data mining*. 495–503.
- [51] Likang Wu, Zhi Zheng, Zhaopeng Qiu, Hao Wang, Hongchao Gu, Tingjia Shen, Chuan Qin, Chen Zhu, Hengshu Zhu, Qi Liu, et al. 2024. A survey on large language models for recommendation. *World Wide Web* 27, 5 (2024), 60.
- [52] Chengfeng Xu, Jian Feng, Pengpeng Zhao, Fuzhen Zhuang, Deqing Wang, Yanchi Liu, and Victor S Sheng. 2021. Long- and short-term self-attention network for sequential recommendation. *Neurocomputing* 423 (2021), 580–589.
- [53] Peng Xu, Xia Tian Zhu, and David A Clifton. 2023. Multimodal learning with transformers: A survey. *IEEE Transactions on Pattern Analysis and Machine Intelligence* 45, 10 (2023), 12113–12132.
- [54] Rex Ying, Ruining He, Kaifeng Chen, Pong Eksombatchai, William L Hamilton, and Jure Leskovec. 2018. Graph convolutional neural networks for web-scale recommender systems. In *Proc. of SIGKDD*.
- [55] Tianzi Zang, Yanmin Zhu, Haobing Liu, Ruohan Zhang, and Jiadi Yu. 2022. A survey on cross-domain recommendation: taxonomies, methods, and future directions. *ACM Transactions on Information Systems* 41, 2 (2022), 1–39.
- [56] Junjie Zhang, Ruobing Xie, Yupeng Hou, Xin Zhao, Leyu Lin, and Ji-Rong Wen. 2023. Recommendation as instruction following: A large language model empowered recommendation approach. *ACM Transactions on Information Systems* (2023).
- [57] Qian Zhang, Dianshuang Wu, Jie Lu, Feng Liu, and Guangquan Zhang. 2017. A cross-domain recommender system with consistent information transfer. *Decision Support Systems* 104 (2017), 49–63.
- [58] Yuyu Zhang, Liang Pang, Lei Shi, and Bin Wang. 2014. Large scale purchase prediction with historical user actions on B2C online retail platform. *arXiv preprint arXiv:1408.6515* (2014).
- [59] Zijian Zhang, Shuchang Liu, Jiaao Yu, Qingpeng Cai, Xiangyu Zhao, Chunxu Zhang, Ziru Liu, Qidong Liu, Hongwei Zhao, Lantao Hu, et al. 2024. MDMTRec: An Adaptive Multi-Task Multi-Domain Recommendation Framework. In *47th International ACM SIGIR Conference on Research and Development in Information Retrieval (SIGIR 2024)*.
- [60] Wayne Xin Zhao, Kun Zhou, Junyi Li, Tianyi Tang, Xiaolei Wang, Yupeng Hou, Yingqian Min, Beichen Zhang, Junjie Zhang, Zican Dong, et al. 2023. A survey of large language models. *arXiv preprint arXiv:2303.18223* (2023).
- [61] Kun Zhou, Hui Wang, Wayne Xin Zhao, Yutao Zhu, Sirui Wang, Fuzheng Zhang, Zhongyuan Wang, and Ji-Rong Wen. 2020. S3-rec: Self-supervised learning for sequential recommendation with mutual information maximization. In *Proceedings of the 29th ACM international conference on information & knowledge management*. 1893–1902.
- [62] Feng Zhu, Chaochao Chen, Yan Wang, Guanfang Liu, and Xiaolin Zheng. 2019. Dtdcr: A framework for dual-target cross-domain recommendation. In *Proceedings of the 28th ACM international conference on information and knowledge management*. 1533–1542.
- [63] Feng Zhu, Yan Wang, Chaochao Chen, Jun Zhou, Longfei Li, and Guanfang Liu. 2021. Cross-domain recommendation: challenges, progress, and prospects. *arXiv preprint arXiv:2103.01696* (2021).
- [64] Xianghui Zhu, Mengqun Jin, Hengyu Zhang, Chang Meng, Daoxin Zhang, and Xiu Li. 2024. Modeling Domains as Distributions with Uncertainty for Cross-Domain Recommendation. In *Proceedings of the 47th International ACM SIGIR Conference on Research and Development in Information Retrieval*. 2517–2521.
- [65] Yaochen Zhu, Liang Wu, Qi Guo, Liangjie Hong, and Jundong Li. 2024. Collaborative large language model for recommender systems. In *Proceedings of the ACM on Web Conference 2024*. 3162–3172.

Table 6: Dataset Statistics. Due to privacy constrains, we only report approximated values for Internal dataset.

Dataset	# Users	# Items	# Interactions	Sparsity
Amazon-Review				
Book	105,364	425,985	1,422,676	99.98%
Clothing		290,804	947,417	99.98%
Video		29,013	292,891	99.97%
Toys		121,559	575,499	99.98%
Sports		133,066	541,717	99.99%
KuaiRand-1K				
Type A	5,101	1,435,814	5,014,567	99.93%
Type B		325,734	967,784	99.94%
Internal				
Tab A	~5M	~12M	~900M	99.99%
Tab B		~3M	~170M	99.99%

A Appendix

A.1 Additional Details on Experimental Setup

Datasets: We conduct experiments on two academic benchmark datasets (i.e., KUAIRAND-1K [9] and AMAZON REVIEWS [15, 34]) as well as one industrial dataset collected internally at a leading social media platform spanning interactions over multiple mobile in-app surfaces (dubbed as INTERNAL). For KUAIRAND-1K, we use music type as the domain indicator. Specifically, we treat items with music type "9" as Type A and "4" as Type B, two most frequent music types in this dataset, and treat all other items as an unique category. Since the sequence length distribution in this dataset is very skewed, we split long user sequences into multiple subsequences and treat different subsequences as unique users, where each subsequence could have a maximum amount of 800 interactions in all domains, leading to 5,101 total number of users. For AMAZON REVIEWS, following the same setting explored in the previous work [38], we include user behaviors from Book, Clothing, Video, Toy, and Sports domains. Whereas for INTERNAL, we use the in-app surface where the user behavior comes from as the domain indicator. Due to legal constraints, we are not allowed to disclose further detailed information about INTERNAL dataset. Statistics of these processed datasets are shown in Table 6.

Baselines: We compare AUTOCDSR and AUTOCDSR⁺ against a broad range of baselines, including domain-agnostic sequential recommenders (i.e., GRU4Rec [13], SASRec [22], BERT4Rec [44]) and domain-aware sequential recommenders (i.e., SyNCRec [38], C²DSR [2], and CGRec [2]). As AUTOCDSR and AUTOCDSR⁺ improve the self-attention mechanism in the transformer model, we utilize them as plug-and-play modules and apply them to vanilla transformer-based CDSR models (i.e., SASRec and BERT4Rec). For AMAZON REVIEWS, we directly re-use the baseline performance reported in the previous work [38] and follow the same setting as this paper explores.

Evaluation Protocol: We evaluate with metrics adopted in previous works, including NDCG, Recall, and Hits [22, 38]. All studies are repeated for 5 times and mean values are reported. We explore the "leave-one-out" data split strategy [22], where the last item in the user sequence is used for testing, the second last is used for validation, and all remaining items are used for training. We adopt an early stopping strategy, where the training will be terminated if the validation NDCG stops increasing for 2,000 continuous training steps and we check the validation metrics every 500 steps. We use models with the best validation performance to report the performance. Besides, the evaluation metrics are computed against a batch of random negatives in the whole item candidate pool to reduce the evaluation overheads and we use 100, 50,000 and 500,000 random negatives for AMAZON-REVIEW, KUAIRAND-1K, and INTERNAL respectively.

Hyper-parameter Tuning: For baseline implementation and hyper-parameter tuning for baseline models, we tune the learning rate and weight decay both within the range of $\{5e^{-3}, 1e^{-3}, 5e^{-4}, 1e^{-4}\}$. We randomly choose 5 combinations for each model and report the performance of the best combination. Furthermore, to ensure a fair comparison, we set the embedding dimensions for all models to 32 (i.e., $d = 32$) and use the same amount of transformer layers and heads for transformer-based models (i.e., 6 layers with 4 heads in each layer). We explore AdamW optimizer to train our model and a cosine warm-up strategy with 1,000 warm-up steps. We use a batch size of 32, 128 and 128 for INTERNAL, KUAIRAND-1K, and AMAZON-REVIEW respectively.

Software and Hardware: We explore HuggingFace⁷ to implement all base transformers and Lightning⁸ to build our training infrastructure. For training, we use n1-standard-96 (96 vCPUs, 360 GB Memory) machines on Google Cloud Platform with 8 V100s with 16 GB VRAM each to train all of our models.

A.2 Discussion w.r.t. Efficiency of AUTOCDSR⁺

In Table 4, AUTOCDSR⁺ runs slower than AUTOCDSR, which may seem counterintuitive since AUTOCDSR⁺ decomposes the full attention calculation into multiple smaller attention calculations within different domains. This behavior arises from our current implementation, where we use attention masks to simulate domain-specific attention. As a result, each single-domain sequence retains the same length as a cross-domain sequence, with cross-domain items simply masked out. We adopted this approach for ease of development and faster model iteration. However, AUTOCDSR⁺ incurs additional computational overhead by performing attention calculations on masked-out cross-domain items, even though these computations are ultimately discarded. In practice, this inefficiency could be mitigated by developing a more advanced data preprocessing pipeline, allowing AUTOCDSR⁺ to focus only on the necessary computations and eliminate wasteful processing.

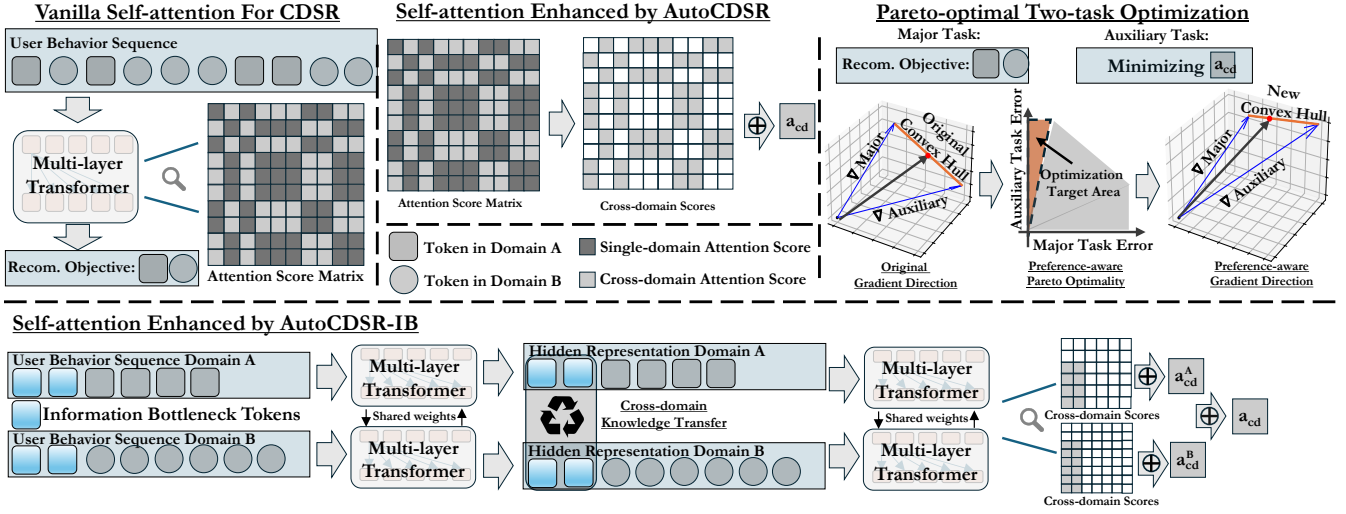


Figure 6: A systematic overview of our proposal. (Top Left): Training a vanilla transformer-based SR (e.g., SASRec or BERT4Rec) using user sequences containing items from multiple domains. Attention score matrix contains both single-domain attention scores as well as cross-domain attention scores. (Top Middle): In AutoCDSR, besides the regular recommendation objective that has been explored in SR, we extract the cross-domain attention scores and dynamically minimizes cross-domain attention scores. (Top Right): By learning a preference-aware Pareto-optimal self-attention, we reconcile between the recommendation loss \mathcal{L}_{rec} and the cross-domain attention loss $\mathcal{L}_{\text{cd-attn}}$, ensuring that the self-attention increases cross-domain scores only when cross-domain information improves the recommendation task. (Bottom): Unlike AutoCDSR, which permits direct information flow across domains, AutoCDSR⁺ enforces structured information transfer by designating a small set of dedicated Pareto-optimal tokens as attention bottlenecks.

Table 7: The performance (i.e., Recall@20) and training throughput (i.e., the number of training iterations per second) of AutoCDSR and AutoCDSR⁺ on Type A of KUAIRAND-1K with different maximum number of iterations on deriving the Pareto-optimal solution. Backbone model used is BERT4Rec

# of Iter.	AutoCDSR		AutoCDSR ⁺	
	Perf.	Throughput	Perf.	Throughput
10	0.170	9.66	0.134	8.57
100	0.173	9.31	0.139	8.22
200	0.173	9.30	0.139	8.13
500	0.173	9.30	0.139	8.12

A.3 Sensitivity to the Number of Iterations in Deriving the Pareto-optimal Solution

We analyze the sensitivity of AutoCDSR and AutoCDSR⁺ to the maximum number of iterations in deriving the Pareto-optimal solution, as shown in Table 7. Our results indicate that the training throughput of both AutoCDSR and AutoCDSR⁺ saturates at 100 iterations, with no further improvements beyond this point. This is because the Pareto-optimal solution converges within 100 iterations, triggering an early stopping mechanism and preventing unnecessary computations.

A.4 Experimental Setup in Table 1

In this study, we train multiple BERT4Rec models using different input sequences. For single-domain models (column (i)), we exclude items outside the respective domain and train a separate BERT4Rec model for each domain. For cross-domain models (column (ii)), we incorporate cross-domain items into the input sequence up to the prediction target used in the single-domain model. This ensures a fair comparison, as each domain still has its own BERT4Rec model, but with enriched input sequences that include cross-domain context.

A.5 Limitation

As mentioned in Section 5.5, one limitation of AutoCDSR⁺ could be its high sensitivity to noise in the domain labeling. While AutoCDSR⁺ excels when domain is accurate, its performance is dependent on the reliability of the domain information. Hence when the domain information is unknown or noisy, we recommend using AutoCDSR instead. Furthermore, we observe no ethical concern entailed by our proposal, but we note that both ethical or unethical applications based on sequential recommendation may benefit from the effectiveness of our work. Care should be taken to ensure socially positive and beneficial results of machine learning algorithms.

⁷<https://huggingface.co/docs/transformers/en/index>

⁸<https://lightning.ai/docs/pytorch/stable/>