

# DO WE NEED ALL THE SYNTHETIC DATA? TARGETED IMAGE AUGMENTATION VIA DIFFUSION MODELS

**Dang Nguyen\***

Department of Computer Science  
University of California, Los Angeles  
dangnth@cs.ucla.edu

**Jiping Li\***

Department of Mathematics  
University of California, Los Angeles  
jipingli0324@g.ucla.edu

**Jinghao Zheng\***

Department of Automation  
Shanghai Jiao Tong University  
zjh20030406@sjtu.edu.cn

**Baharan Mirzasoleiman**

Department of Computer Science  
University of California, Los Angeles  
baharan@cs.ucla.edu

## ABSTRACT

Synthetically augmenting training datasets with diffusion models has been an effective strategy for improving generalization of image classifiers. However, existing techniques struggle to ensure the diversity of generation and increase the size of the data by up to 10-30x to improve the in-distribution performance. In this work, we show that synthetically augmenting part of the data that is not learned early in training with faithful images—containing same features but different noise—outperforms augmenting the entire dataset. By analyzing a two-layer CNN, we prove that this strategy improves generalization by promoting homogeneity in feature learning speed without amplifying noise. Our extensive experiments show that by augmenting only 30%-40% of the data, our method boosts generalization by up to 2.8% in a variety of scenarios, including training ResNet, ViT, ConvNeXt, and Swin Transformer on CIFAR-10/100, and TinyImageNet, with various optimizers including SGD and SAM. Notably, our method applied with SGD outperforms the SOTA optimizer, SAM, on CIFAR-100 and TinyImageNet.

## 1 INTRODUCTION

Data augmentation has been essential to obtaining state-of-the-art in image classification tasks. In particular, adding synthetic images generated by diffusion models (Rombach et al., 2022; Nichol et al., 2021; Saharia et al., 2022) improves the accuracy (Azizi et al., 2023) and effective robustness (Bansal & Grover, 2023) of image classification, beyond what is achieved by weak (random crop, flip, color jitter, etc) and strong data augmentation strategies (PixMix, DeepAugment, etc) (Hendrycks et al., 2021; 2022) or data augmentation using traditional generative models (Goodfellow et al., 2020; Brock et al., 2018). Existing works, however, generate synthetic images by conditioning the diffusion model on class labels (Bansal & Grover, 2023; Azizi et al., 2023), or noisy versions of entire training data (Zhou et al., 2023). Unlike weak and strong augmentation techniques, data augmentation techniques based on diffusion models often struggle to ensure diversity and increase the size of the training data by up to 10x (Azizi et al., 2023) to 30x (Fu et al., 2024) to yield satisfactory performance improvement. This raises a key question:

*Does synthetically augmenting the full data yields optimal performance? Can we identify a part of the data that outperforms full data, when synthetically augmented?*

At first, this seems implausible as adding synthetic images corresponding to only a part of the training data introduces a shift between training and test data distributions and harms the in-distribution performance. However, recent results in the optimization literature have revealed that learning features at a more uniform speed during training improves the generalization performance (Nguyen et al., 2024). This is shown by comparing learning dynamics of Sharpness-Aware-Minimization

---

\*Equal contribution



Figure 1: Examples of slow- and fast-learnable images and our *faithful* synthetic images corresponding to slow-learnable examples generated for CIFAR-10. Our synthetic data preserves features in slow-learnable images but replace noise. This amplifies slow-learnable features without magnifying noise. This is difficult to achieve with standard augmentations like random cropping or flipping, highlighting the value of generative augmentation. Additional images are given in Figure 6.

(SAM) with Gradient Descent (GD) optimizers. SAM is a state-of-the-art optimizer that finds flatter local minima by simultaneously minimizing the value and sharpness of the loss (Foret et al., 2020). In doing so, SAM learns slow-learnable features faster than GD and achieves superior performance. This suggests that augmenting the slow-learnable part of the data to accelerate their learning can improve the generalization performance, despite slight distribution shift. Yet, how to generate such synthetic data remains an open question.

In our work, we provide a rigorous answer to the above question. First, by analyzing a two-layer convolutional neural network (CNN), we show that SAM suppresses learning noise from the data, while speeding up learning slow-learnable features. Then, we prove that generating *faithful* synthetic images containing slow-learnable features with different noise effectively speeds up learning such features without causing noise overfitting. To find examples with slow-learnable features, we partition the data to two parts by clustering model outputs early in training and identify the cluster with higher average loss. Then, we generate faithful images corresponding to the slow-learnable examples, by using real data to guide the diffusion process. That is, we add noise to examples that are not learned early in training and denoise them to generate faithful synthetic data (see examples in Figure 1). This enables synthetically augmenting only the slow-learnable part of the data by up to 5x to get further performance improvement. In contrast, upsampling slow-learnable examples—which appears to be a simpler and more intuitive approach—more than once could amplify the noise and significantly harm the performance, suggesting the necessity of using synthetic data. Finally, we prove the convergence properties of training on our synthetically augmented data with stochastic gradient methods.

We conduct extensive experiments for training ResNet, ViT, DenseNet, and Swin Transformer on CIFAR10, CIFAR100 (Krizhevsky et al., 2009) and TinyImageNet (Le & Yang, 2015). We show that our synthetic data augmentation outperforms upsampling or synthetically augmenting the full dataset, and improves SGD and SAM by up to 2.8% by augmenting only 30%-40% of the data. Notably, our method applied with SGD outperforms SAM on CIFAR-100 and TinyImageNet and yields state-of-the-art performance. It remains effective across different diffusion models and easily stacks with existing weak and strong augmentation strategies to further boost the performance.

## 2 RELATED WORKS

**Generative Models for Augmentation.** There has been a recent surge of studies on synthetic data augmentation using diffusion models. For example, Azizi et al. (2023) applied diffusion models to ImageNet classification, while further studies (Trabucco et al., 2023; He et al., 2023) explored their application in zero- or few-shot settings. Despite the promise, this line of research faces critical challenges. Data augmentation techniques based on diffusion models often struggle to ensure diversity. Thus, recent works (Islam et al., 2024b; Dunlap et al., 2023; Fu et al., 2024; Zhou et al., 2023) has focused on diversifying synthetic images to further enhance performance. However, these methods are often very complex, as they need to design mechanism to condition the creation of diverse prompts and optimization of conditional embeddings. This hinders their practical applications. Besides, they require to augment the dataset by up to 10x to 30x to demonstrate notable performance improvements. Generating such large volumes of data requires significant computational resources and time.

In our work, we theoretically and empirically study if this large volume of synthetic data is necessary for improving in-distribution performance. Interestingly, we show that synthetically augmenting 30%-40% of examples that are not learned early in training outperforms full data augmentation.

**Sharpness-aware-minimization (SAM).** SAM is an optimization technique that obtains state-of-the-art performance on a variety of tasks, by simultaneously minimizing the loss and its sharpness (Foret et al., 2020; Zheng et al., 2021). In doing so, it improves the generalization in expense of doubling the training time. SAM has also been shown to be beneficial in settings such as label noise (Foret et al., 2020; Zheng et al., 2021), out-of-distribution (Springer et al., 2024), and domain generalization (Cha et al., 2021; Wang et al., 2023). The superior generalization performance of SAM has been contributed to smaller Hessian spectra (Foret et al., 2020; Kaur et al., 2023; Wen et al., 2022; Bartlett et al., 2023), sparser solution (Andriushchenko & Flammarion, 2022), and benign overfitting in presence of weaker signal (Chen et al., 2022). Most recently, SAM is shown to learn features at a more uniform speed (Nguyen et al., 2024). In our work, we show that targeted synthetic data augmentation can improve generalization by making training dynamics more similar to SAM.

### 3 PRELIMINARY

In this section, we introduce our theoretical framework for analyzing synthetic data augmentation with diffusion models. We also discuss SAM’s ability in learning features at a more uniform speed.

**Data Distribution.** We adopt a similar data distribution used in recent works on feature learning (Allen-Zhu & Li, 2020; Chen et al., 2022; Jelassi & Li, 2022; Cao et al., 2022; Kou et al., 2023; Deng et al., 2023; Chen et al., 2023) to model data containing two features  $\mathbf{v}_d, \mathbf{v}_e$  and noise patches.

**Definition 3.1** (Data distribution). A data point has the form  $(\mathbf{x}, y) \sim \mathcal{D}(\beta_e, \beta_d, \alpha) \in (\mathbb{R}^d)^P \times \{\pm 1\}$ , where  $y \sim \text{Radamacher}(0.5)$ ,  $0 \leq \beta_d < \beta_e \in \mathbb{R}$ , and  $\mathbf{x} = (\mathbf{x}^{(1)}, \mathbf{x}^{(2)}, \dots, \mathbf{x}^{(P)})$  contains  $P$  patches.

- Exactly one patch is given by the *fast-learnable* feature  $\beta_e \cdot y \cdot \mathbf{v}_e$  for some unit vector  $\mathbf{v}_e$  with probability  $\alpha > 0$ . Otherwise, the patch is given by the *slow-learnable* feature  $\beta_d \cdot y \cdot \mathbf{v}_d$  for some unit vector  $\mathbf{v}_e \cdot \mathbf{v}_d = 0$ .
- The other  $P - 1$  patches are i.i.d. Gaussian noise  $\boldsymbol{\xi}$  from  $\mathcal{N}(0, (\sigma_p^2/d)\mathbf{I}_d)$  for some constant  $\sigma_p$ .

Probability  $\alpha$  controls the frequency of feature  $\mathbf{v}_e$  in the data distribution. The distribution parameters  $\beta_e, \beta_d$  characterize the feature strength in the data.  $\beta_e > \beta_d$  ensures that the fast-learnable feature is represented better in the population and thus learned faster. The faster speed of learning captures various notions of simplicity, such as simpler shape, larger magnitude, and less variation. Note that image data in practice are high-dimensional and the noises become dispersed. For simplicity, we assume  $P = 2$ , that the noise patch is orthogonal from the two features, and that summations involving noise cross-terms  $\langle \boldsymbol{\xi}_i, \boldsymbol{\xi}_j \rangle$  become negligible.

**Two-layer CNN Model.** We use a dataset  $D = \{(\mathbf{x}_i, y_i)\}_{i=1}^N$  from distribution 3.1 to train a two-layer nonlinear CNN with activation functions  $\sigma(z) = z^3$ .

**Definition 3.2** (Two-layer CNN). For one data point  $(\mathbf{x}, y)$ , the two-layer Convolutional Neural Network (CNN) with weights  $\mathbf{W} = [\mathbf{w}_1, \mathbf{w}_2, \dots, \mathbf{w}_J] \in \mathbb{R}^{d \times J}$ , where  $\mathbf{w}_j$  is weight of the  $j$ -th neuron (filter), has the form:

$$f(\mathbf{x}; \mathbf{W}) = \sum_{j=1}^J \sum_{p=1}^P \langle \mathbf{w}_j, \mathbf{x}^{(p)} \rangle^3 = \sum_{j=1}^J \left( \langle \mathbf{w}_j, \boldsymbol{\xi} \rangle^3 + y \begin{cases} \beta_d^3 \langle \mathbf{w}_j, \mathbf{v}_d \rangle^3 & \text{if } \mathbf{v}_d \\ \beta_e^3 \langle \mathbf{w}_j, \mathbf{v}_e \rangle^3 & \text{if } \mathbf{v}_e \end{cases} \right) \quad \text{for our } P = 2.$$

**Empirical Risk Minimization.** We consider minimizing the following empirical logistic loss:

$$\mathcal{L}(\mathbf{W}) = \frac{1}{N} \sum_{i=1}^N l(y_i f(\mathbf{x}_i; \mathbf{W})) := \frac{1}{N} \sum_{i=1}^N \log(1 + \exp(-y_i f(\mathbf{x}_i; \mathbf{W}))). \quad (1)$$

via (1) sharpness-aware minimization (SAM) (Foret et al., 2020) and (2) gradient descent (GD), whose filter-wise update rules, with some learning rate  $\eta > 0$ , are respectively given by:

$$\text{SAM} : \mathbf{w}_j^{(t+1)} = \mathbf{w}_j^{(t)} - \eta \nabla_{\mathbf{w}_j^{(t)}} \mathcal{L}(\mathbf{W}^{(t)} + \rho^{(t)} \nabla \mathcal{L}(\mathbf{W}^{(t)})), \text{ where } \rho^{(t)} = \rho / \|\nabla \mathcal{L}(\mathbf{W}^{(t)})\|_F, \rho > 0,$$

$$\text{GD} : \mathbf{w}_j^{(t+1)} = \mathbf{w}_j^{(t)} - \eta \frac{1}{N} \sum_{i=1}^N \nabla_{i, \mathbf{w}_j^{(t)}} \mathcal{L}(\mathbf{W}^{(t)}) = \mathbf{w}_j^{(t)} - \eta \nabla_{\mathbf{w}_j^{(t)}} \mathcal{L}(\mathbf{W}^{(t)}).$$

Here  $\nabla_{\mathbf{w}_j^{(t)}} \mathcal{L}(\mathbf{W}^{(t)})$  denotes the full gradient w.r.t. filter  $\mathbf{w}_j$  at iteration  $t$ ,  $\nabla_{i, \mathbf{w}_j^{(t)}} \mathcal{L}(\mathbf{W}^{(t)})$  denotes the per-example gradient for  $i \in [N]$ , and  $\nabla \mathcal{L}(\mathbf{W}^{(t)})$  denotes the full gradient matrix.

**High-level idea of SAM.** By perturbing the weights with gradient ascent ( $\epsilon^{(t)} = \rho^{(t)} \nabla \mathcal{L}(\mathbf{W}^{(t)})$ ), SAM looks ahead in the *worst* weight direction and forces the training algorithm to escape an unstable (sharp) local minimum. In practice, this leads to more generalizable solutions.

**SAM Learns Features More Homogeneously.** With the above setting, the alignment of  $\mathbf{v}_d, \mathbf{v}_e$  with weights, i.e.,  $\langle \mathbf{w}^{(t)}, \mathbf{v}_d \rangle$  and  $\langle \mathbf{w}^{(t)}, \mathbf{v}_e \rangle$ , indicate how much they are learned by the CNN at iteration  $t$ . SAM’s (normalized) gradient for the *slow-learnable* feature is larger than GD by a factor of (Nguyen et al., 2024):

$$k = \left( \frac{1 - \rho^{(t)} \beta_d^3 \langle \mathbf{w}, \mathbf{v}_d \rangle}{1 - \rho^{(t)} \beta_e^3 \langle \mathbf{w}, \mathbf{v}_e \rangle} \right)^{2/3}. \quad (2)$$

That is, SAM amplifies the slow-learnable feature and learns it faster than GD. In doing so, it learns features at a more homogeneous speed. While Eq. 2 suggests that the empirical choice of  $k$  should depend on the relative strength and difficulty of the features, simply upsampling examples with slow-learnable features more than once results in performance degradation, as we confirm in our experiments.

## 4 LEARNING FEATURES HOMOGENEOUSLY WITHOUT OVERFITTING NOISE

In this section, we first prove that SAM suppresses learning noise from the data, while promoting homogeneous feature learning. Then, we discuss generating synthetic data to amplify features in images without magnifying their noise. This allows amplifying slow-learnable features by  $k > 2$  to further boost performance. Finally, we show convergence of training on our synthetically augmented data.

### 4.1 SAM SUPPRESSES LEARNING NOISE FROM THE DATA

First, we theoretically analyze how SAM suppresses learning noise in the above setting. Intuitively, as SAM pushes the learning dynamics away from sharp landscapes, it simultaneously helps the model avoid areas where certain noises concentrate. This becomes a natural defense against noise overfitting in high-curvature areas. On the other hand, gradient descent is unaware of local smoothness, so it finds solutions that may sit in a flat, noise-resilient basin.

Formally, we prove that starting with the same weights  $\mathbf{W}^{(t)}$ , a SAM step suppresses the model’s alignment with noise directions more effectively than an equivalent gradient descent step. Let  $\Phi$  denote the sets of noises for dataset  $D$ . Let  $\mathbf{w}_{j, \epsilon}$  denote the perturbed weights of filter  $j$  for SAM. We then define  $\mathcal{I}_{j, \epsilon, +}^{(t)} = \{\phi_i \in \Phi : i \in [N], \text{sgn}(\langle \mathbf{w}_{j, \epsilon}^{(t)}, \phi_i \rangle) = \text{sgn}(y_i)\}$  and  $\mathcal{I}_{j, \epsilon, -}^{(t)} = \{\phi_i \in \Phi : i \in [N], \text{sgn}(\langle \mathbf{w}_{j, \epsilon}^{(t)}, \phi_i \rangle) \neq \text{sgn}(y_i)\}$  be the sets of noises where the sign of alignment matches or mismatches the sign of the label. We define  $\mathcal{I}_{j, +}^{(t)}, \mathcal{I}_{j, -}^{(t)}$  accordingly for each GD weight  $\mathbf{w}_j^{(t)}$ . We measure filter-wise noise learning for a set of noises using the metric  $\text{NoiseAlign}(\mathcal{I}, \mathbf{w}_j^{(t)}) = \frac{1}{|\mathcal{I}|} \sum_{\phi \in \mathcal{I}} |\langle \nabla_{\mathbf{w}_j^{(t)}} \mathcal{L}(\mathbf{W}^{(t)}), \phi \rangle|$ , which intuitively measures how much noise is learned by the model.

The following theorem quantifies how SAM learns noise to a smaller extent compared to GD. For simplicity, we analyze the early training phase. However, our results should hold throughout the training.

**Theorem 4.1.** *With controlled logit terms  $l_i^{(t)} = \text{sigmoid}(-y_i f(\mathbf{x}_i; \mathbf{W}^{(t)}))$ , large data size  $N$ , small learning rate  $\eta$ , and small SAM perturbation parameter  $\rho$  (see Appendix A), SAM and GD updates from the same parameters have the following property, early in training:*

1. **Inert Noises:** Alignment with noises that belong to  $\mathcal{I}_{j,-}^{(t)}$  and  $\mathcal{I}_{j,\epsilon,-}^{(t)}$  will get closer to 0 after each update, so they will not be learned eventually by GD or SAM.
2. **Noise Learning:** The other noises will continue being learned in the sense that  $|\langle \mathbf{w}_j, \boldsymbol{\xi}_i \rangle|$  is monotonically increasing. For these noises, SAM slows down noise learning by looking ahead to noise-sensitive (sharp) directions, while GD updates “blindly”. The following SAM and GD learning dynamics hold for  $\boldsymbol{\xi}_i \in \mathcal{I}_{j,\epsilon,+}^{(t)}$  and  $\boldsymbol{\xi}_i \in \mathcal{I}_{j,+}^{(t)}$  in terms of noise gradient:

$$\text{SAM: } |\langle \nabla_{\mathbf{w}_{j,\epsilon}} \mathcal{L}(\mathbf{W}^{(t)} + \boldsymbol{\epsilon}^{(t)}), \boldsymbol{\xi}_i \rangle| = \frac{3}{N} l_i^{(t)} \langle \mathbf{w}_j^{(t)}, \boldsymbol{\xi}_i \rangle^2 \left( 1 - \frac{3\rho^{(t)}}{N} l_i^{(t)} |\langle \mathbf{w}_j^{(t)}, \boldsymbol{\xi}_i \rangle| \|\boldsymbol{\xi}_i\|^2 \right)^2 \|\boldsymbol{\xi}_i\|^2,$$

$$\text{GD: } |\langle \nabla_{\mathbf{w}_j} \mathcal{L}(\mathbf{W}^{(t)}), \boldsymbol{\xi}_i \rangle| = \frac{3}{N} l_i^{(t)} \langle \mathbf{w}_j^{(t)}, \boldsymbol{\xi}_i \rangle^2 \|\boldsymbol{\xi}_i\|^2.$$

Furthermore, on average, the perturbed SAM gradient aligns strictly less with these noises,

$$\text{NoiseAlign}(\mathcal{I}_{j,\epsilon,+}^{(t)}, \mathbf{w}_{j,\epsilon}^{(t)}) < \text{NoiseAlign}(\mathcal{I}_{j,+}^{(t)}, \mathbf{w}_j^{(t)}).$$

A special case of this theorem is that with the same initializations  $\mathbf{W}^{(0)} \sim \mathcal{N}(0, \sigma_0^2)$ , nearly half of the noises will not be learned, and SAM in early training prevents overfitting, while GD does not.

All the proof can be found in Appendix A. Our results are aligned with (Chen et al., 2023) which showed, in a different setting, that SAM can achieve benign overfitting when SGD cannot.

**Remark.** Theorem 4.1 implies that to resemble feature learning with SAM and ensure superior convergence, it is also crucial to avoid magnifying noise when amplifying the slow-learnable feature.

## 4.2 SYNTHETIC DATA AUGMENTATION TO AMPLIFY FEATURES BUT NOT NOISE

Next, we discuss finding examples containing slow-learnable features and generating synthetic data to amplify slow-learnable features without magnifying the noise in the data.

**Identifying slow-learnable examples.** To find slow-learnable features in the data, we find examples that are not learned robustly at the early phase of training. If an example contains at least one fast-learnable feature that is learned by the model early in training, the model relies on such features to lower the loss and potentially correctly classify the example early in training. Thus, examples that only include slow-learnable features can be identified based on loss or misclassification, or by partitioning model outputs to two clusters after a few training epochs and selecting the cluster with the higher average loss. In our experiments, we use clustering to identify examples with slow-learnable features as it yields better performance, as we confirm in our ablation studies. We note that finding examples with slow-learnable features is not the main focus of our work. Our main contribution is characterizing *how* to amplify slow-learnable features without amplifying noise in the data.

**Amplifying slow-learnable features.** Next, we show that generating synthetic data containing slow-learnable features with different noise considerably boosts the generalization performance, while upsampling slow-learnable examples amplifies the noise in the data and harms generalization.

Recall that  $D$  is the original dataset with  $|D| = N$ . We assume exactly  $(1 - \alpha)N \in \mathbb{Z}$  samples have only  $\mathbf{v}_d$ , and let  $D_U, D_G$  be the modified datasets via upsampling and generation with factor  $k$  and new size  $N_{new} = \alpha N + k(1 - \alpha)N$ . For  $D_U$ , the replicated noises  $\{\boldsymbol{\xi}_i : i = \alpha N + 1, \dots, N\}$  introduce a dependence. Additionally, for  $D_G$ , the generative model will have its own noises  $\boldsymbol{\gamma}_i$  (potentially higher) for synthetic data, and we assume the noises are i.i.d., orthogonal to features, and independent from feature noise from some distribution  $\mathcal{D}_\gamma$ .

With similar notations, let  $\Phi_G, \Phi_U$  denote the multi-sets<sup>1</sup> of all the noises for  $D_G, D_U$  respectively. We define  $\mathcal{I}_{j,+}^{G,(t)} = \{\phi_i \in \Phi_G : i \in [N_{new}], \text{sgn}(\langle \mathbf{w}_j^{(t)}, \phi_i \rangle) = \text{sgn}(y_i)\}$ ,  $\mathcal{I}_{j,-}^{G,(t)}, \mathcal{I}_{j,+}^{U,(t)}, \mathcal{I}_{j,-}^{U,(t)}$  in a similar fashion for  $D_G$  and  $D_U$  as before.

Next, we show that early in training, upsampling and generation contribute similarly to feature learning, but upsampling accelerates learning noises in  $\mathcal{I}_{j,+}^{U,(t)}$ , while synthetic generation does not.

<sup>1</sup>Due to identical noises in  $D_U$ . The following  $\mathcal{I}_{j,+}^{U,(t)}$  and  $\mathcal{I}_{j,-}^{U,(t)}$  are also defined via multi-sets to keep their sizes consistent with the generation counterparts, meaning that we count all the replicated noises.

**Theorem 4.2** (Comparison of feature & noise learning). *Let  $\nabla_{\mathbf{w}_j^{(t)}}^U(\mathcal{L}(\mathbf{W}^{(t)}))$  and  $\nabla_{\mathbf{w}_j^{(t)}}^G(\mathcal{L}(\mathbf{W}^{(t)}))$  denote the full gradients w.r.t the  $j$ -th neuron for upsampling and generation at iteration  $t$  respectively. When dropping the index  $i$ , the term is treated as a random variable. Then for one gradient update,*

1. **Feature Learning & Inert Noises:** *Both gradients attempt to contribute equally to feature learning and will not eventually learn certain noises (that are those in  $\mathcal{I}_{j,-}^{U,(t)}, \mathcal{I}_{j,-}^{G,(t)}$ ).*
2. **Noise Learning:** *Upsampling, compared with generation, amplifies learning of noise on the repeated subset by a factor of  $k$ . In particular, for generation,  $\phi_i \in \mathcal{I}_{j,\epsilon,+}^{G,(t)}$ , where  $\phi_i$  could be  $\xi_i$  or the generation noise  $\gamma_i$ ,*

$$|\langle \nabla_{\mathbf{w}_j}^G \mathcal{L}(\mathbf{W}^{(t)}), \phi_i \rangle| = \frac{3}{N_{\text{new}}} l_i^{(t)} \langle \mathbf{w}_j^{(t)}, \phi_i \rangle^2 \|\phi_i\|^2.$$

However, for upsampling,  $\xi_i \in \mathcal{I}_{j,+}^{U,(t)}$ ,

$$|\langle \nabla_{\mathbf{w}_j}^U \mathcal{L}(\mathbf{W}^{(t)}), \xi_i \rangle| = \begin{cases} \frac{3}{N_{\text{new}}} l_i(t) \langle \mathbf{w}_j^{(t)}, \xi_i \rangle^2 \|\xi_i\|^2, & i = 1, \dots, \alpha N \\ \frac{3k}{N_{\text{new}}} l_i(t) \langle \mathbf{w}_j^{(t)}, \xi_i \rangle^2 \|\xi_i\|^2, & i = \alpha N + 1, \dots, N \end{cases}.$$

A special case of this theorem is that with the same initializations  $\mathbf{W}^{(0)} \sim \mathcal{N}(0, \sigma_0^2)$ , for all the early iterations  $0 \leq t \leq T$ , if the synthetic noises are sufficiently small in the sense that

$$\mathbb{E} [l_\gamma(t) \langle \mathbf{w}_j^{(t)}, \gamma \rangle^2 \|\gamma\|^2] < (k+1) \mathbb{E} [l_\xi(t) \langle \mathbf{w}_j^{(t)}, \xi \rangle^2 \|\xi\|^2],$$

where  $l_\gamma(t)$ ,  $l_\xi(t)$  denote the logits as random variables under the corresponding noise at iteration  $t$ ,

then noises are overfitted less:  $\mathbb{E} [\text{NoiseAlign}(\mathcal{I}_{j,+}^{G,(t)}, \mathbf{w}_j^{(t)})] < \mathbb{E} [\text{NoiseAlign}(\mathcal{I}_{j,+}^{U,(t)}, \mathbf{w}_j^{(t)})]$ .

Theorem 4.2 suggests that synthetically generating faithful images that preserve features in real data with independent noise prevents noise overfitting in expectation. In particular, this metric of generation noise does not need to be strictly less than that of data noise during early training; instead, there exists a tolerance factor up to  $k+1$ .

**Remark.** For a diffusion model, as long as the noises in the synthetic data  $\|\gamma_i\|^2$  are not too large, noise learning under generation is more diffused due to its independence and operates more similarly to SAM, whereas upsampling amplifies learning on the duplicated noise, potentially elevating it to a new feature and increasing the **NoiseAlign** metric.

#### 4.3 SUPERIOR CONVERGENCE OF SYNTHETIC DATA AUGMENTATION OVER UPSAMPLING

Next, we show the superior convergence of mini-batch Stochastic Gradient Descent (SGD)—which is used in practice—on synthetically augmented compared to upsampled data. Consider training the above CNN using SGD with batch size  $B$ :  $\mathbf{w}_j^{(t+1)} = \mathbf{w}_j^{(t)} - \eta \frac{1}{B} \sum_{i=1}^B \nabla_{i, \mathbf{w}_j^{(t)}} \mathcal{L}(\mathbf{W}^{(t)})$ . The convergence rate of mini-batch SGD is inversely proportional to the batch size (Ghadimi & Lan, 2013). The following theorem shows that upsampling inflates the variance of mini-batch gradients and thus slows down convergence. Note that it does not directly compare the relative magnitudes of the variances, since  $\sigma_G(k)$ ,  $\sigma_U(k)$  depend on datasets. Instead, it quantifies the sources of extra variance:

**Theorem 4.3** (Variance of mini-batch gradients). *Suppose we train the model using mini-batch SGD with proper batch size  $B$ . Let  $\mathbb{E}_{i \in D_G} [\|\mathbf{g}_i - \bar{\mathbf{g}}_G\|^2] \leq \sigma_G^2(k)$ ,  $\mathbb{E}_{i \in D_U} [\|\mathbf{g}_i - \bar{\mathbf{g}}_U\|^2] \leq \sigma_U^2(k)$  be the variances of the per-example gradients for generation and upsampling (where  $\mathbf{g}_i$  is the gradient of the  $i$ -th data and  $\bar{\mathbf{g}}$  is the full gradient). Let  $\hat{\mathbf{g}}_U$  and  $\hat{\mathbf{g}}_G$  be the mini-batch gradients. We have:*

$$\mathbb{E}_{D_G} [\|\hat{\mathbf{g}}_G - \bar{\mathbf{g}}_G\|^2] \leq \frac{\sigma_G^2(k)}{B},$$

$$\mathbb{E}_{D_U} [\|\hat{\mathbf{g}}_U - \bar{\mathbf{g}}_U\|^2] \leq I, \quad \text{where } I \geq \frac{\sigma_U^2(k)}{B} \left( 1 + \frac{k(k-1)(1-\alpha)}{(\alpha+k(1-\alpha))^2} \frac{B}{N} \right).$$

From Theorem 4.3, we see that all the variance for generation solely comes from the per-example variance, potentially getting larger when synthetic images diversify the dataset. However, upsampling induces one extra term that results from repeated noises and unnecessarily inflates the variance due to dependence within the dataset. This is empirically justified in our ablation studies in Section 5.2.

**Corollary 4.4.** *As long as the generation noise is small enough, i.e.,  $\sigma_G^2(k) \leq \sigma_U^2(k)$ , convergence of mini-batch SGD on synthetically augmented data is faster than upsampled data.*

#### 4.4 GENERATING FAITHFUL SYNTHETIC IMAGES VIA DIFFUSION MODELS

Finally, we discuss generating *faithful* images for the slow-learnable part of the data. From Theorem 4.2 we know that while the noise in the synthetic data can be larger than that of the original data, it should be small enough to yield a similar feature learning behavior to SAM.

Synthetic image generation with diffusion models (Sohl-Dickstein et al., 2015; Ho et al., 2020; Nichol & Dhariwal, 2021; Yang et al., 2023) involves a forward process to iteratively add noise to the images, followed by a reverse process to learn to denoise the images. Specifically, the forward process progressively adds noise to the data  $x_0$  over  $T$  steps, with each step modeled as a Gaussian transition:  $q(\mathbf{x}_t|\mathbf{x}_{t-1}) = \mathcal{N}(\mathbf{x}_t; \sqrt{1 - \beta_t}\mathbf{x}_{t-1}, \beta_t\mathbf{I})$ , where  $\beta_t$  controls the noise added at each step. The reverse process inverts the forward process, learns to denoise the data, with the goal of recovering the original data  $x_0$  from a noisy sample  $x_T$ :  $p_\theta(\mathbf{x}_{t-1}|\mathbf{x}_t) = \mathcal{N}(\mathbf{x}_{t-1}; \mu_\theta(\mathbf{x}_t, t), \Sigma_\theta(\mathbf{x}_t, t))$ , where mean  $\mu_\theta$  is conditioned on the sample at the previous time step and variance  $\Sigma_\theta$  follows a fixed schedule.

To ensure generating images that are faithful to real data, we use the real images as guidance to generate synthetic images. Specifically, while using the class name (e.g., “a photo of a dog”) as the text prompt, we also incorporated the original real samples as guidance. More formally, instead of sampling a pure noisy image  $x_T \sim \mathcal{N}(0, I)$  as the initialization of the reverse path, we add noise to a reference (real) image  $x_0^{ref}$  such that the noise level corresponds to a certain time-step  $t_*$ . Then we begin denoising from time-step  $t_*$ , using an open-source text-to-image model, e.g. GLIDE (Nichol et al., 2021), to iteratively predict a less noisy image  $x_{t-1}$  ( $t = T, T-1, \dots, 1$ ) using the given text prompt  $l$  and the noisy latent image  $x_t$  as inputs. This technique enables produce synthetic images that are similar, yet distinct, from the original examples, and has been successfully used for synthetic image generation for few-shot learning (He et al., 2023). Our pseudocode is illustrated in Appendix E Alg. 1.

## 5 EXPERIMENT

In this section, we evaluate the effectiveness of our synthetic augmentation strategy on various datasets and model architectures. We also conduct an ablation study on different parts of our method.

**Base training datasets.** We use common benchmark datasets for image classification including CIFAR10, CIFAR100 (Krizhevsky et al., 2009), Tiny-ImageNet (Le & Yang, 2015), Flowers-102 (Nilsback & Zisserman, 2008), Aircraft (Maji et al., 2013), and Stanford Cars (Krause et al., 2013).

**Augmented training datasets.** We train different models on: (1) **Original**: The original training datasets without any modifications. (2) **UPSAMPLE**: Augmented dataset with upsampled real images that are not learned in early training. (3) **Our Method**: Replace the upsampled samples in UPSAMPLE with their corresponding synthetic images. For  $k > 2$ , we use generated images at different diffusion denoising steps, instead of generating from scratch.

**Training details.** We train ResNet18 on all datasets following the setting of (Andriushchenko & Flammarion, 2022). The models are trained for 200 epochs with a batch size of 128. We use SGD with the momentum parameter 0.9 and set weight decay to 0.0005. We also fix  $\rho = 0.1$  for SAM. We use a linear learning rate schedule starting at 0.1 and decay by a factor of 10 once at epoch 100 and again at epoch 150. For each setup, we train with both SGD and SAM.

**Hyperparameters.** For UPSAMPLE, we set the upsampling factor  $k$  to 2 as it yields the best performance. For our method, we use  $k = 5$  for CIFAR10 and CIFAR100 and  $k = 4$  for TinyImageNet. For generating synthetic images using GLIDE, we use guidance scale of 3 and run denoising for 100 steps, saving generated images every 10 steps. More details are in Appendix F.1.

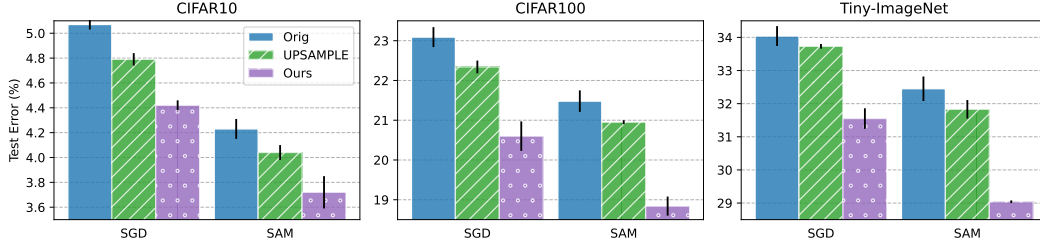


Figure 2: Test classification error of ResNet18 on CIFAR10, CIFAR100 and TinyImageNet. For UPSAMPLE, we use a factor of  $k = 2$ , as higher  $k$  harms the performance. In contrast for our method (Ours),  $k = 5, 5, 4$  for CIFAR10, CIFAR100, and Tiny-ImageNet, respectively. Our method improves both SGD and SAM. Notably, it enables SGD to outperform SAM on CIFAR100 and TinyImageNet.

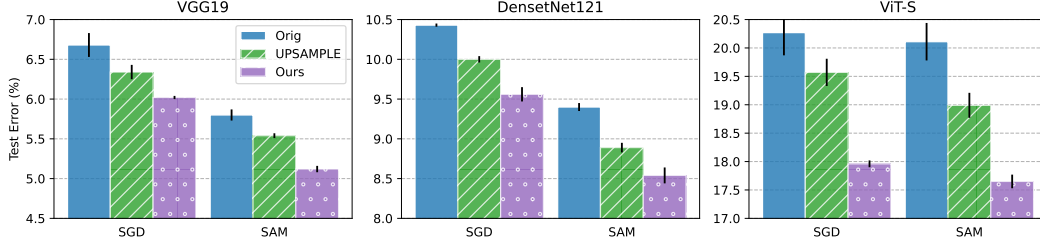


Figure 3: Test classification error of VGG19, DenseNet121, and ViT-S on CIFAR10. For UPSAMPLE, we use a factor of  $k = 2$ —as higher  $k$  hurt the performance—while for Ours, we use  $k = 5$ .

Table 1: Test error of ConvNeXt-T and Swin-T on CIFAR-10 using SGD and  $k = 2$ .

Method	ConvNeXtT	SwinT
Original	37.33 $\pm$ 3.12	16.10 $\pm$ 0.19
UPSAMPLE	34.16 $\pm$ 2.47	14.93 $\pm$ 0.07
Ours	<b>27.40 <math>\pm</math> 1.99</b>	<b>14.57 <math>\pm</math> 0.10</b>

Table 2: Test error of pre-trained ResNet18 on Flowers-102, Aircraft, and Stanford Cars datasets.

Method	Flowers-102	Aircraft	Stanford Cars
Original	8.55 $\pm$ 0.19	26.02 $\pm$ 0.27	15.45 $\pm$ 0.02
DiffuseMix	8.92 $\pm$ 0.15	25.65 $\pm$ 0.20	15.19 $\pm$ 0.06
Ours+DifMx	<b>8.08 <math>\pm</math> 0.16</b>	<b>25.12 <math>\pm</math> 0.35</b>	<b>14.96 <math>\pm</math> 0.07</b>

## 5.1 OUR METHOD IS EFFECTIVE ACROSS DATASETS AND ARCHITECTURES

**Different datasets.** Figure 2 clearly shows that our method significantly reduces the test classification error compared to both the **Original** and **UPSAMPLE** methods across all datasets, namely CIFAR10, CIFAR100, and Tiny-ImageNet. For Tiny ImageNet, our method yields an improvement of 2.8% when training with SAM. The superior performance of our method compared to UPSAMPLE is well aligned with our theoretical results in Section 4.3. Notably, SGD with our method outperforms SAM on CIFAR100 and TinyImageNet. This clearly confirms the effectiveness of our approach.

**Different model architectures.** To further evaluate the generalization of our approach, we conduct experiments on multiple model architectures using **CIFAR10** as the base dataset. Specifically, we apply our method to CNNs (VGG19, DenseNet121) and Transformers (ViT-S). Figure 3 presents the test classification error for different architectures. The results demonstrate that our method achieves consistently lower classification error than both the **Original** and **UPSAMPLE** methods across all architectures, under both SGD and SAM optimization settings. Moreover, when applied to state-of-the-art architectures such as ConvNeXt (Liu et al., 2022) and Swin Transformer (Liu et al., 2021), our method still outperforms the baselines by a substantial margin, as reported in Table 1. These findings confirm the effectiveness of our approach across different model structures.

**Transfer learning and stacking with other synthetic image generations.** We evaluate our method in a transfer learning setting, where we fine-tune a ResNet18 pre-trained on ImageNet-1K on the Flowers-102, Aircraft, and Stanford Cars datasets. Table 2 compares our method with DiffuseMix (Islam et al., 2024a) which is a SOTA data augmentation method. It enhances diversity of synthetic images by blending partial natural images with images generated via InstructPix2Pix (Brooks et al., 2023) diffusion model. Applying our method to augment slow-learnable images with DiffuseMix significantly outperform no-augmentation and augmenting entire dataset with DiffuseMix.



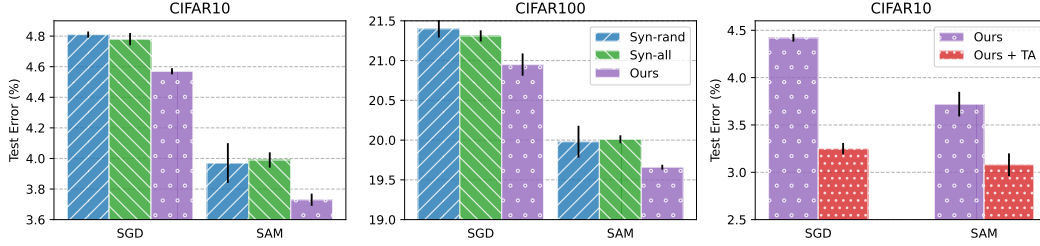


Figure 4: (left & middle) Comparison between different synthetic image augmentation strategies when training ResNet18 on CIFAR10 and CIFAR100. For Syn-rand and Ours, we use  $k = 2$  resulting in only 30% and 40% additional examples compared to 100% of Syn-all. (right) Our method with  $k = 5$  can be stacked with TrivialAugment (TA) to further boost the performance when training ResNet18 on CIFAR10, achieving (to our knowledge) SOTA test classification error.

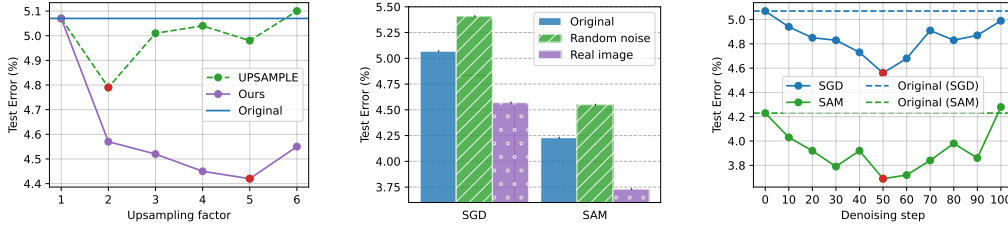


Figure 5: Training ResNet18 on CIFAR10. (left) The effect of amplification factor  $k$  on test error for upsampling vs generation. Red points indicate the optimal choice of  $k$ .  $k > 2$  hurts upsampling but boosts generation. (middle) Generating synthetic CIFAR10 images from real images outperform starting from random noise. (right) Effect of the number of denoising steps on the performance with  $k = 2$ .

**Do We Need All the Synthetic Data?** To answer this question, we compare synthetically augmenting all examples (**Syn-all**)—which doubles the training set size—with our method with  $k = 2$ —which results in increase of approximately 30% and 40% of the total training data—in CIFAR10 and CIFAR100. Notably, the generation time for our method is reduced to 0.3x and 0.4x that of **Syn-all**, making it more efficient. In addition, we consider a baseline (**Syn-rand**) where random images are augmented with their corresponding synthetic ones. Figure 4 shows that our method has a much lower test classification error compared to **Syn-rand** (same cost) and **Syn-all** (higher cost). This highlights the effectiveness of our *targeted* data augmentation.

## 5.2 ABLATION STUDIES

**Our method stacked with strong augmentation.** Figure 4 right shows that our method stacked with TrivialAugment (Müller & Hutter, 2021) achieves state-of-the-art results when training ResNet18 on CIFAR10. Appendix F.2 shows similar results for CIFAR100 and Tiny-ImageNet.

**Identifying slow-learnable features.** Table 7 in Appendix F.2 shows that identifying slow-learnable features by clustering model outputs outperforms selection based on high-loss or misclassification.

**For larger  $k$ , upsampling hurts but generation helps.** Figure 5a illustrates the performance of our method and UPSAMPLE on CIFAR10 when varying the upsampling factors. Upsampling achieves the best performance at  $k = 2$  due to overfitting noise at larger  $k$ . But using synthetic images, our method benefits from larger values of  $k$ , yielding the best performance at  $k = 5$  for CIFAR10 and CIFAR100, and  $k = 4$  for Tiny-ImageNet. Detailed results for CIFAR100 and Tiny-ImageNet can be found in Table 5 in Appendix F.2. This corroborates our theoretical findings in Section 4.2.

**Choices of initialization for denoising.** We compare generating synthetic images by adding noise and denoising real images with denoising from random noises. Figure 5b illustrates that real data guidance is necessary for targeted synthetic image augmentation. When using random noises to generate synthetic images, performance of ResNet18 on the augmented training datasets is even worse than that on the original set, as generated images do not effectively amplify slow-learnable features.

**Number of denoising steps.** Figure 5c demonstrates the effect of the number of denoising steps on the performance of our method. Using fewer steps generates images that are too close to real images, am-

plifying the noise in the real images. In contrast, using too many steps results in too much noise, which also harms the performance. Overall, using 50 steps yields the best results for both SGD and SAM.

**Convergence.** Figure 7 in Appendix F.2 shows the mini-batch gradient variance when training ResNet18 on the augmented CIFAR10 dataset using upsampling and generation. Generation results in lower gradient variance compared to upsampling for different  $k$ , confirming our results in Sec. 4.3.

## 6 CONCLUSION

In this work, we show that synthetically augmenting part of the data that is not learned early in training outperforms augmenting the entire dataset. By analyzing a two-layer CNN, we prove that this method allows features to be learned at a more uniform speed without amplifying noise. We conducted extensive experiments showing that our augmentation strategy boosts the performance when training ResNet, ViT, DenseNet, ConNexT and Swin Transformer on CIFAR-10, CIFAR-100, and TinyImageNet, with a range of optimizers including SGD and SAM, by up to 2.8%. Notably, our method applied with SGD outperforms SAM on CIFAR-100 and TinyImageNet and easily stacks with existing weak and strong data augmentation strategies to obtain state-of-the-art performance.

## REFERENCES

- Zeyuan Allen-Zhu and Yuanzhi Li. Towards understanding ensemble, knowledge distillation and self-distillation in deep learning. *arXiv preprint arXiv:2012.09816*, 2020.
- Maksym Andriushchenko and Nicolas Flammarion. Towards understanding sharpness-aware minimization. In *International Conference on Machine Learning*, pp. 639–668. PMLR, 2022.
- Shekoofeh Azizi, Simon Kornblith, Chitwan Saharia, Mohammad Norouzi, and David J. Fleet. Synthetic Data from Diffusion Models Improves ImageNet Classification, April 2023. URL <http://arxiv.org/abs/2304.08466>. arXiv:2304.08466 [cs].
- Hritik Bansal and Aditya Grover. Leaving reality to imagination: Robust classification via generated datasets. *arXiv preprint arXiv:2302.02503*, 2023.
- Peter L Bartlett, Philip M Long, and Olivier Bousquet. The dynamics of sharpness-aware minimization: Bouncing across ravines and drifting towards wide minima. *Journal of Machine Learning Research*, 24(316):1–36, 2023.
- Andrew Brock, Jeff Donahue, and Karen Simonyan. Large scale gan training for high fidelity natural image synthesis. *arXiv preprint arXiv:1809.11096*, 2018.
- Tim Brooks, Aleksander Holynski, and Alexei A Efros. Instructpix2pix: Learning to follow image editing instructions. In *Proceedings of the IEEE/CVF conference on computer vision and pattern recognition*, pp. 18392–18402, 2023.
- Yuan Cao, Zixiang Chen, Misha Belkin, and Quanquan Gu. Benign overfitting in two-layer convolutional neural networks. *Advances in neural information processing systems*, 35:25237–25250, 2022.
- Junbum Cha, Sanghyuk Chun, Kyungjae Lee, Han-Cheol Cho, Seunghyun Park, Yunsung Lee, and Sungrae Park. Swad: Domain generalization by seeking flat minima. In M. Ranzato, A. Beygelzimer, Y. Dauphin, P.S. Liang, and J. Wortman Vaughan (eds.), *Advances in Neural Information Processing Systems*, volume 34, pp. 22405–22418. Curran Associates, Inc., 2021. URL [https://proceedings.neurips.cc/paper\\_files/paper/2021/file/bcb41ccdc4363c6848a1d760f26c28a0-Paper.pdf](https://proceedings.neurips.cc/paper_files/paper/2021/file/bcb41ccdc4363c6848a1d760f26c28a0-Paper.pdf).
- Zixiang Chen, Yihe Deng, Yue Wu, Quanquan Gu, and Yuanzhi Li. Towards understanding the mixture-of-experts layer in deep learning. *Advances in neural information processing systems*, 35: 23049–23062, 2022.
- Zixiang Chen, Junkai Zhang, Yiwen Kou, Xiangning Chen, Cho-Jui Hsieh, and Quanquan Gu. Why does sharpness-aware minimization generalize better than sgd? *arXiv preprint arXiv:2310.07269*, 2023.

- Jia Deng, Wei Dong, Richard Socher, Li-Jia Li, Kai Li, and Li Fei-Fei. Imagenet: A large-scale hierarchical image database. In *2009 IEEE conference on computer vision and pattern recognition*, pp. 248–255. Ieee, 2009.
- Yihe Deng, Yu Yang, Baharan Mirzasoleiman, and Quanquan Gu. Robust learning with progressive data expansion against spurious correlation. *arXiv preprint arXiv:2306.04949*, 2023.
- Lisa Dunlap, Alyssa Umno, Han Zhang, Jiezhi Yang, Joseph E. Gonzalez, and Trevor Darrell. Diversify Your Vision Datasets with Automatic Diffusion-Based Augmentation, October 2023. URL <http://arxiv.org/abs/2305.16289>. arXiv:2305.16289 [cs].
- Pierre Foret, Ariel Kleiner, Hossein Mobahi, and Behnam Neyshabur. Sharpness-aware minimization for efficiently improving generalization. *arXiv preprint arXiv:2010.01412*, 2020.
- Yunxiang Fu, Chaoqi Chen, Yu Qiao, and Yizhou Yu. DreamDA: Generative Data Augmentation with Diffusion Models, March 2024. URL <http://arxiv.org/abs/2403.12803>. arXiv:2403.12803 [cs].
- Saeed Ghadimi and Guanghui Lan. Stochastic first-and zeroth-order methods for nonconvex stochastic programming. *SIAM journal on optimization*, 23(4):2341–2368, 2013.
- Ian Goodfellow, Jean Pouget-Abadie, Mehdi Mirza, Bing Xu, David Warde-Farley, Sherjil Ozair, Aaron Courville, and Yoshua Bengio. Generative adversarial networks. *Communications of the ACM*, 63(11):139–144, 2020.
- Chengcheng Guo, Bo Zhao, and Yanbing Bai. Deepcore: A comprehensive library for coreset selection in deep learning. In *International Conference on Database and Expert Systems Applications*, pp. 181–195. Springer, 2022.
- Ruifei He, Shuyang Sun, Xin Yu, Chuhui Xue, Wenqing Zhang, Philip Torr, Song Bai, and Xiaojuan Qi. Is synthetic data from generative models ready for image recognition?, February 2023. URL <http://arxiv.org/abs/2210.07574>. arXiv:2210.07574 [cs].
- Dan Hendrycks, Steven Basart, Norman Mu, Saurav Kadavath, Frank Wang, Evan Dorundo, Rahul Desai, Tyler Zhu, Samyak Parajuli, Mike Guo, et al. The many faces of robustness: A critical analysis of out-of-distribution generalization. In *Proceedings of the IEEE/CVF International Conference on Computer Vision*, pp. 8340–8349, 2021.
- Dan Hendrycks, Andy Zou, Mantas Mazeika, Leonard Tang, Bo Li, Dawn Song, and Jacob Steinhardt. Pixmix: Dreamlike pictures comprehensively improve safety measures. In *Proceedings of the IEEE/CVF Conference on Computer Vision and Pattern Recognition*, pp. 16783–16792, 2022.
- Jonathan Ho, Ajay Jain, and Pieter Abbeel. Denoising Diffusion Probabilistic Models. In H. Larochelle, M. Ranzato, R. Hadsell, M. F. Balcan, and H. Lin (eds.), *Advances in Neural Information Processing Systems*, volume 33, pp. 6840–6851. Curran Associates, Inc., 2020. URL [https://proceedings.neurips.cc/paper\\_files/paper/2020/file/4c5bcfec8584af0d967f1ab10179ca4b-Paper.pdf](https://proceedings.neurips.cc/paper_files/paper/2020/file/4c5bcfec8584af0d967f1ab10179ca4b-Paper.pdf).
- Khawar Islam, Muhammad Zaigham Zaheer, Arif Mahmood, and Karthik Nandakumar. Diffusemix: Label-preserving data augmentation with diffusion models. In *Proceedings of the IEEE/CVF Conference on Computer Vision and Pattern Recognition*, pp. 27621–27630, 2024a.
- Khawar Islam, Muhammad Zaigham Zaheer, Arif Mahmood, and Karthik Nandakumar. DiffuseMix: Label-Preserving Data Augmentation with Diffusion Models, April 2024b. URL <http://arxiv.org/abs/2405.14881>. arXiv:2405.14881 [cs].
- Samy Jelassi and Yuanzhi Li. Towards understanding how momentum improves generalization in deep learning. In *International Conference on Machine Learning*, pp. 9965–10040. PMLR, 2022.
- Simran Kaur, Jeremy Cohen, and Zachary Chase Lipton. On the maximum hessian eigenvalue and generalization. In *Proceedings on*, pp. 51–65. PMLR, 2023.

- Yiwen Kou, Zixiang Chen, Yuanzhou Chen, and Quanquan Gu. Benign overfitting in two-layer relu convolutional neural networks. In *International Conference on Machine Learning*, pp. 17615–17659. PMLR, 2023.
- Jonathan Krause, Michael Stark, Jia Deng, and Li Fei-Fei. 3d object representations for fine-grained categorization. In *Proceedings of the IEEE international conference on computer vision workshops*, pp. 554–561, 2013.
- Alex Krizhevsky, Geoffrey Hinton, et al. Learning multiple layers of features from tiny images. *Technical Report, University of Toronto*, 2009.
- Yann Le and Xuan Yang. Tiny imagenet visual recognition challenge. *CS 231N*, 7(7):3, 2015.
- Ze Liu, Yutong Lin, Yue Cao, Han Hu, Yixuan Wei, Zheng Zhang, Stephen Lin, and Baining Guo. Swin transformer: Hierarchical vision transformer using shifted windows. In *Proceedings of the IEEE/CVF international conference on computer vision*, pp. 10012–10022, 2021.
- Zhuang Liu, Hanzi Mao, Chao-Yuan Wu, Christoph Feichtenhofer, Trevor Darrell, and Saining Xie. A convnet for the 2020s. In *Proceedings of the IEEE/CVF conference on computer vision and pattern recognition*, pp. 11976–11986, 2022.
- S. Maji, J. Kannala, E. Rahtu, M. Blaschko, and A. Vedaldi. Fine-grained visual classification of aircraft. Technical report, 2013.
- Samuel G. Müller and Frank Hutter. Trivialaugment: Tuning-free yet state-of-the-art data augmentation. In *Proceedings of the IEEE/CVF International Conference on Computer Vision (ICCV)*, pp. 774–782, October 2021.
- Dang Nguyen, Paymon Haddad, Eric Gan, and Baharan Mirzasoleiman. Changing the training data distribution to reduce simplicity bias improves in-distribution generalization. *Advances in Neural Information Processing Systems*, 37:68854–68896, 2024.
- Alex Nichol, Prafulla Dhariwal, Aditya Ramesh, Pranav Shyam, Pamela Mishkin, Bob McGrew, Ilya Sutskever, and Mark Chen. Glide: Towards photorealistic image generation and editing with text-guided diffusion models. *arXiv preprint arXiv:2112.10741*, 2021.
- Alexander Quinn Nichol and Prafulla Dhariwal. Improved denoising diffusion probabilistic models. In Marina Meila and Tong Zhang (eds.), *Proceedings of the 38th International Conference on Machine Learning*, volume 139 of *Proceedings of Machine Learning Research*, pp. 8162–8171. PMLR, 18–24 Jul 2021. URL <https://proceedings.mlr.press/v139/nichol21a.html>.
- Maria-Elena Nilsback and Andrew Zisserman. Automated flower classification over a large number of classes. In *2008 Sixth Indian conference on computer vision, graphics & image processing*, pp. 722–729. IEEE, 2008.
- Adam Paszke, Sam Gross, Francisco Massa, Adam Lerer, James Bradbury, Gregory Chanan, Trevor Killeen, Zeming Lin, Natalia Gimelshein, Luca Antiga, Alban Desmaison, Andreas Kopf, Edward Yang, Zachary DeVito, Martin Raison, Alykhan Tejani, Sasank Chilamkurthy, Benoit Steiner, Lu Fang, Junjie Bai, and Soumith Chintala. PyTorch: An Imperative Style, High-Performance Deep Learning Library. In H. Wallach, H. Larochelle, A. Beygelzimer, F. d’Alché-Buc, E. Fox, and R. Garnett (eds.), *Advances in Neural Information Processing Systems*, volume 32. Curran Associates, Inc., 2019. URL [https://proceedings.neurips.cc/paper\\_files/paper/2019/file/bdbca288fee7f92f2bfa9f7012727740-Paper.pdf](https://proceedings.neurips.cc/paper_files/paper/2019/file/bdbca288fee7f92f2bfa9f7012727740-Paper.pdf).
- Robin Rombach, Andreas Blattmann, Dominik Lorenz, Patrick Esser, and Björn Ommer. High-resolution image synthesis with latent diffusion models. In *Proceedings of the IEEE/CVF conference on computer vision and pattern recognition*, pp. 10684–10695, 2022.
- Chitwan Saharia, William Chan, Saurabh Saxena, Lala Li, Jay Whang, Emily L Denton, Kamyar Ghasemipour, Raphael Gontijo Lopes, Burcu Karagol Ayan, Tim Salimans, et al. Photorealistic text-to-image diffusion models with deep language understanding. *Advances in Neural Information Processing Systems*, 35:36479–36494, 2022.

- Jascha Sohl-Dickstein, Eric Weiss, Niru Maheswaranathan, and Surya Ganguli. Deep unsupervised learning using nonequilibrium thermodynamics. In Francis Bach and David Blei (eds.), *Proceedings of the 32nd International Conference on Machine Learning*, volume 37 of *Proceedings of Machine Learning Research*, pp. 2256–2265, Lille, France, 07–09 Jul 2015. PMLR. URL <https://proceedings.mlr.press/v37/sohl-dickstein15.html>.
- Jacob Mitchell Springer, Vaishnavh Nagarajan, and Aditi Raghunathan. Sharpness-aware minimization enhances feature quality via balanced learning. In *The Twelfth International Conference on Learning Representations*, 2024.
- Brandon Trabucco, Kyle Doherty, Max Gurinas, and Ruslan Salakhutdinov. Effective Data Augmentation With Diffusion Models, May 2023. URL <http://arxiv.org/abs/2302.07944>. arXiv:2302.07944 [cs].
- Pengfei Wang, Zhaoxiang Zhang, Zhen Lei, and Lei Zhang. Sharpness-aware gradient matching for domain generalization. In *Proceedings of the IEEE/CVF Conference on Computer Vision and Pattern Recognition (CVPR)*, pp. 3769–3778, June 2023.
- Kaiyue Wen, Tengyu Ma, and Zhiyuan Li. How does sharpness-aware minimization minimize sharpness? *arXiv preprint arXiv:2211.05729*, 2022.
- Ling Yang, Zhilong Zhang, Yang Song, Shenda Hong, Runsheng Xu, Yue Zhao, Wentao Zhang, Bin Cui, and Ming-Hsuan Yang. Diffusion models: A comprehensive survey of methods and applications. *ACM Comput. Surv.*, 56(4), November 2023. ISSN 0360-0300. doi: 10.1145/3626235. URL <https://doi.org/10.1145/3626235>.
- Li Yuan, Yunpeng Chen, Tao Wang, Weihao Yu, Yujun Shi, Zi-Hang Jiang, Francis E.H. Tay, Jiashi Feng, and Shuicheng Yan. Tokens-to-token vit: Training vision transformers from scratch on imagenet. In *Proceedings of the IEEE/CVF International Conference on Computer Vision (ICCV)*, pp. 558–567, October 2021.
- Sangdoo Yun, Dongyoon Han, Seong Joon Oh, Sanghyuk Chun, Junsuk Choe, and Youngjoon Yoo. Cutmix: Regularization strategy to train strong classifiers with localizable features. In *Proceedings of the IEEE/CVF international conference on computer vision*, pp. 6023–6032, 2019.
- Hongyi Zhang, Moustapha Cisse, Yann N Dauphin, and David Lopez-Paz. mixup: Beyond empirical risk minimization. *arXiv preprint arXiv:1710.09412*, 2017.
- Yaowei Zheng, Richong Zhang, and Yongyi Mao. Regularizing neural networks via adversarial model perturbation. In *Proceedings of the IEEE/CVF Conference on Computer Vision and Pattern Recognition (CVPR)*, pp. 8156–8165, June 2021.
- Yongchao Zhou, Hshmat Sahak, and Jimmy Ba. Training on thin air: Improve image classification with generated data. *arXiv preprint arXiv:2305.15316*, 2023.

## A FORMAL PROOFS

### A.1 FULL GRADIENT FORMULAS & USEFUL LEMMAS

From the setting, at iteration  $t$ , we can take the derivative with respect to the  $j$ -th filter  $\mathbf{w}_j^{(t)}$  in the following three training schemes:

1. GD training on the augmented dataset via upsampling: Lemmas A.1, A.2.
2. GD training on the augmented dataset via synthetic generation: Lemmas A.3, A.4.
3. SAM and GD training on the original dataset: Lemmas A.5, A.6.

Recall that  $k$  is the augmenting factor, and the augmented datasets  $D_G, D_U$  now have size  $N_{\text{new}} = \alpha N + k(1 - \alpha)N$ .

**Lemma A.1.** (*Upsampling: full gradient*) *In the augmented dataset  $D_U$  after upsampling the “slow-learnable” subset with a factor  $k$ , for  $t \geq 0$  and  $j \in [J]$ , the gradient of the loss  $\mathcal{L}^U(\mathbf{W}^{(t)})$  with respect to  $\mathbf{w}_j^{(t)}$  is*

$$\begin{aligned} \nabla_{\mathbf{w}_j^{(t)}}^U \mathcal{L}(\mathbf{W}^{(t)}) &= -\frac{3}{N_{\text{new}}} \sum_{i=1}^{\alpha N} l_i^{(t)} \left( \beta_e^3 \langle \mathbf{w}_j^{(t)}, \mathbf{v}_e \rangle^2 \mathbf{v}_e + y_i \langle \mathbf{w}_j^{(t)}, \boldsymbol{\xi}_i \rangle^2 \boldsymbol{\xi}_i \right) \\ &\quad - \frac{3k}{N_{\text{new}}} \sum_{i=\alpha N+1}^N k l_i^{(t)} \left( \beta_d^3 \langle \mathbf{w}_j^{(t)}, \mathbf{v}_d \rangle^2 \mathbf{v}_d + y_i \langle \mathbf{w}_j^{(t)}, \boldsymbol{\xi}_i \rangle^2 \boldsymbol{\xi}_i \right), \end{aligned}$$

where  $l_i^{(t)} = \text{sigmoid}(-y_i f(\mathbf{x}_i; \mathbf{W}^{(t)}))$  for the two-layer CNN model  $f$ .

*Proof.* We compute the gradient directly from the loss function:

$$\begin{aligned} \nabla_{\mathbf{w}_j^{(t)}}^U \mathcal{L}(\mathbf{W}^{(t)}) &= -\frac{1}{N_{\text{new}}} \sum_{i=1}^{N_{\text{new}}} \frac{\exp(-y_i f(\mathbf{x}_i; \mathbf{W}^{(t)}))}{1 + \exp(-y_i f(\mathbf{x}_i; \mathbf{W}^{(t)}))} y_i \nabla_{\mathbf{w}_j^{(t)}} f(\mathbf{x}_i; \mathbf{W}^{(t)}) \\ &= -\frac{3}{N_{\text{new}}} \sum_{i=1}^{N_{\text{new}}} l_i^{(t)} y_i \sum_{p=1}^P \langle \mathbf{w}_j^{(t)}, \mathbf{x}^{(p)} \rangle^3 \\ &= -\frac{3}{N_{\text{new}}} \sum_{i=1}^{\alpha N} l_i^{(t)} \left( \beta_e^3 \langle \mathbf{w}_j^{(t)}, \mathbf{v}_e \rangle^2 \mathbf{v}_e + y_i \langle \mathbf{w}_j^{(t)}, \boldsymbol{\xi}_i \rangle^2 \boldsymbol{\xi}_i \right) \\ &\quad - \frac{3}{N_{\text{new}}} \sum_{i=\alpha N+1}^{N_{\text{new}}} l_i^{(t)} \left( \beta_d^3 \langle \mathbf{w}_j^{(t)}, \mathbf{v}_d \rangle^2 \mathbf{v}_d + y_i \langle \mathbf{w}_j^{(t)}, \boldsymbol{\xi}_i \rangle^2 \boldsymbol{\xi}_i \right) \\ &= -\frac{3}{N_{\text{new}}} \sum_{i=1}^{\alpha N} l_i^{(t)} \left( \beta_e^3 \langle \mathbf{w}_j^{(t)}, \mathbf{v}_e \rangle^2 \mathbf{v}_e + y_i \langle \mathbf{w}_j^{(t)}, \boldsymbol{\xi}_i \rangle^2 \boldsymbol{\xi}_i \right) \\ &\quad - \frac{3k}{N_{\text{new}}} \sum_{i=\alpha N+1}^N l_i^{(t)} \left( \beta_d^3 \langle \mathbf{w}_j^{(t)}, \mathbf{v}_d \rangle^2 \mathbf{v}_d + y_i \langle \mathbf{w}_j^{(t)}, \boldsymbol{\xi}_i \rangle^2 \boldsymbol{\xi}_i \right), \end{aligned}$$

where the last step follows from the fact that there are  $k$  copies of the same subset in the upsampled portion of the data.  $\square$

**Lemma A.2.** (*Upsampling: feature & noise gradients*) *In the same setting,  $\nabla_{\mathbf{w}_j^{(t)}}^U \mathcal{L}(\mathbf{W}^{(t)})$  learns the features and noises as follows:*

1. *Fast-learnable feature gradient:*

$$\langle \nabla_{\mathbf{w}_j^{(t)}}^U \mathcal{L}(\mathbf{W}^{(t)}), \mathbf{v}_e \rangle = -\frac{3\beta_e^3}{N_{\text{new}}} \sum_{i=1}^{\alpha N} l_i^{(t)} \langle \mathbf{w}_j^{(t)}, \mathbf{v}_e \rangle^2$$

### 2. Slow-learnable feature gradient:

$$\langle \nabla_{\mathbf{w}_j^{(t)}}^U \mathcal{L}(\mathbf{W}^{(t)}), \mathbf{v}_d \rangle = -\frac{3k\beta_d^3}{N_{\text{new}}} \sum_{i=\alpha N+1}^N l_i^{(t)} \langle \mathbf{w}_j^{(t)}, \mathbf{v}_d \rangle^2$$

### 3. Noise gradient:

(a). For  $\xi_i, i = 1, \dots, \alpha N$

$$\langle \nabla_{\mathbf{w}_j^{(t)}}^U \mathcal{L}(\mathbf{W}^{(t)}), \xi_i \rangle = -\frac{3}{N_{\text{new}}} l_i^{(t)} y_i \langle \mathbf{w}_j^{(t)}, \xi_i \rangle^2 \|\xi_i\|^2.$$

(b). For  $\xi_i, i = \alpha N + 1, \dots, N$

$$\langle \nabla_{\mathbf{w}_j^{(t)}}^U \mathcal{L}(\mathbf{W}^{(t)}), \xi_i \rangle = -\frac{3k}{N_{\text{new}}} l_i^{(t)} y_i \langle \mathbf{w}_j^{(t)}, \xi_i \rangle^2 \|\xi_i\|^2$$

*Proof.* The proof follows directly from taking the inner product with the gradient formula in Lemma A.1. Then we proceed using that  $\mathbf{v}_e, \mathbf{v}_d, \xi_i$  form a orthogonal set and that summations involving noise cross-terms become negligible.  $\square$

**Lemma A.3.** (Generation: full gradient) In the augmented dataset  $D_G$  after synthetically generating the “slow-learnable” subset with a factor  $k$ , for  $t \geq 0$  and  $j \in [J]$ , the gradient of the loss  $\mathcal{L}^G(\mathbf{W}^{(t)})$  with respect to  $\mathbf{w}_j^{(t)}$  is

$$\begin{aligned} \nabla_{\mathbf{w}_j^{(t)}}^U \mathcal{L}(\mathbf{W}^{(t)}) = & -\frac{3}{N_{\text{new}}} \sum_{i=1}^{\alpha N} l_i^{(t)} \left( \beta_e^3 \langle \mathbf{w}_j^{(t)}, \mathbf{v}_e \rangle^2 \mathbf{v}_e + y_i \langle \mathbf{w}_j^{(t)}, \xi_i \rangle^2 \xi_i \right) \\ & -\frac{3}{N_{\text{new}}} \sum_{i=\alpha N+1}^N l_i^{(t)} \left( \beta_d^3 \langle \mathbf{w}_j^{(t)}, \mathbf{v}_d \rangle^2 \mathbf{v}_d + y_i \langle \mathbf{w}_j^{(t)}, \xi_i \rangle^2 \xi_i \right) \\ & -\frac{3}{N_{\text{new}}} \sum_{i=N+1}^{N_{\text{new}}} l_i^{(t)} \left( \beta_d^3 \langle \mathbf{w}_j^{(t)}, \mathbf{v}_d \rangle^2 \mathbf{v}_d + y_i \langle \mathbf{w}_j^{(t)}, \gamma_i \rangle^2 \gamma_i \right), \end{aligned}$$

where  $l_i^{(t)} = \text{sigmoid}(-y_i f(\mathbf{x}_i; \mathbf{W}^{(t)}))$  for the two-layer CNN model  $f$ .

*Proof.* The proof is similar to that of Lemma A.1, except that for data that contain  $\mathbf{v}_d$ , the first  $(1 - \alpha)N$  data points come from the original dataset, and the rest comes from synthetic generation with noise  $\gamma_i, i = N + 1, \dots, N_{\text{new}}$ .  $\square$

**Lemma A.4.** (Generation: feature & noise gradients) In the same setting,  $\nabla_{\mathbf{w}_j^{(t)}}^G \mathcal{L}(\mathbf{W}^{(t)})$  learns the features and noises as follows:

#### 1. Fast-learnable feature gradient:

$$\langle \nabla_{\mathbf{w}_j^{(t)}}^G \mathcal{L}(\mathbf{W}^{(t)}), \mathbf{v}_e \rangle = -\frac{3\beta_e^3}{N_{\text{new}}} \sum_{i=1}^{\alpha N} l_i^{(t)} \langle \mathbf{w}_j^{(t)}, \mathbf{v}_e \rangle^2$$

#### 2. Slow-learnable feature gradient:

$$\langle \nabla_{\mathbf{w}_j^{(t)}}^G \mathcal{L}(\mathbf{W}^{(t)}), \mathbf{v}_d \rangle = -\frac{3\beta_d^3}{N_{\text{new}}} \sum_{i=\alpha N+1}^{N_{\text{new}}} l_i^{(t)} \langle \mathbf{w}_j^{(t)}, \mathbf{v}_d \rangle^2$$

3. **Noise gradient:** Let  $\{\phi_i\}_{i=1}^{N_{\text{new}}} = \{\xi_i\}_{i=1}^N \cup \{\gamma_i\}_{i=N+1}^{N_{\text{new}}}$  denote the set of noises in  $D_G$  (which can be the original or generation noise). Then for any  $\phi_i, i \in [N_{\text{new}}]$ ,

$$\langle \nabla_{\mathbf{w}_j^{(t)}}^G \mathcal{L}(\mathbf{W}^{(t)}), \phi_i \rangle = -\frac{3}{N_{\text{new}}} l_i^{(t)} y_i \langle \mathbf{w}_j^{(t)}, \phi_i \rangle^2 \|\phi_i\|^2.$$

*Proof.* Similar to Lemma A.2. We directly take the inner product and assume that all the noises are dispersed such that summations involving their cross-terms become insignificant in high dimension. Recall we also assume that the generation noise is orthogonal to features and independent of  $\xi_i$ 's.  $\square$

Following the same process, we have the following gradients for SAM and GD on the original dataset.

**Lemma A.5.** (Original dataset: SAM & GD gradients) In the original dataset  $D$ , for  $t \geq 0$  and  $j \in [J]$  of GD, the gradient of the loss  $\mathcal{L}(\mathbf{W}^{(t)})$  with respect to  $\mathbf{w}_j^{(t)}$  is

$$\begin{aligned} \nabla_{\mathbf{w}_j^{(t)}} \mathcal{L}(\mathbf{W}^{(t)}) &= -\frac{3}{N} \sum_{i=1}^{\alpha N} l_i^{(t)} \left( \beta_e^3 \langle \mathbf{w}_j^{(t)}, \mathbf{v}_e \rangle^2 \mathbf{v}_e + y_i \langle \mathbf{w}_j^{(t)}, \xi_i \rangle^2 \xi_i \right) \\ &\quad - \frac{3}{N} \sum_{i=\alpha N+1}^N l_i^{(t)} \left( \beta_d^3 \langle \mathbf{w}_j^{(t)}, \mathbf{v}_d \rangle^2 \mathbf{v}_d + y_i \langle \mathbf{w}_j^{(t)}, \xi_i \rangle^2 \xi_i \right), \end{aligned}$$

where  $l_i^{(t)} = \text{sigmoid}(-y_i f(\mathbf{x}_i; \mathbf{W}^{(t)}))$  for the two-layer CNN model  $f$ .

Suppose we train with SAM. Then the perturbed gradient has the same expression except that we replace  $\mathbf{w}_j^{(t)}$  with the perturbed weights  $\mathbf{w}_{j,\epsilon}^{(t)}$  and replace  $l_i^{(t)}$  with  $l_{i,\epsilon}^{(t)} = \text{sigmoid}(-y_i f(\mathbf{x}_i; \mathbf{W}^{(t)} + \epsilon^{(t)}))$ :

$$\begin{aligned} \nabla_{\mathbf{w}_{j,\epsilon}^{(t)}} \mathcal{L}(\mathbf{W}^{(t)} + \epsilon^{(t)}) &= \nabla_{\mathbf{w}_{j,\epsilon}^{(t)}} \mathcal{L} \left( \mathbf{W}^{(t)} + \frac{\rho}{\|\nabla(\mathcal{L}(\mathbf{W}^{(t)}))\|_F} \nabla(\mathcal{L}(\mathbf{W}^{(t)})) \right) \\ &= -\frac{3}{N} \sum_{i=1}^{\alpha N} l_{i,\epsilon}^{(t)} \left( \beta_e^3 \langle \mathbf{w}_{j,\epsilon}^{(t)}, \mathbf{v}_e \rangle^2 \mathbf{v}_e + y_i \langle \mathbf{w}_{j,\epsilon}^{(t)}, \xi_i \rangle^2 \xi_i \right) \\ &\quad - \frac{3}{N} \sum_{i=\alpha N+1}^N l_{i,\epsilon}^{(t)} \left( \beta_d^3 \langle \mathbf{w}_{j,\epsilon}^{(t)}, \mathbf{v}_d \rangle^2 \mathbf{v}_d + y_i \langle \mathbf{w}_{j,\epsilon}^{(t)}, \xi_i \rangle^2 \xi_i \right). \end{aligned}$$

**Lemma A.6.** (Original dataset: SAM & GD feature & noise gradients) In the same setting,  $\nabla_{\mathbf{w}_j^{(t)}} \mathcal{L}(\mathbf{W}^{(t)})$  learns the features and noises as follows:

1. *Fast-learnable feature gradient:*

$$\langle \nabla_{\mathbf{w}_j^{(t)}} \mathcal{L}(\mathbf{W}^{(t)}), \mathbf{v}_e \rangle = -\frac{3\beta_e^3}{N} \sum_{i=1}^{\alpha N} l_i^{(t)} \langle \mathbf{w}_j^{(t)}, \mathbf{v}_e \rangle^2$$

2. *Slow-learnable feature gradient:*

$$\langle \nabla_{\mathbf{w}_j^{(t)}} \mathcal{L}(\mathbf{W}^{(t)}), \mathbf{v}_d \rangle = -\frac{3\beta_d^3}{N} \sum_{i=\alpha N+1}^N l_i^{(t)} \langle \mathbf{w}_j^{(t)}, \mathbf{v}_d \rangle^2$$

3. *Noise gradient:*

$$\langle \nabla_{\mathbf{w}_j^{(t)}} \mathcal{L}(\mathbf{W}^{(t)}), \xi_i \rangle = -\frac{3}{N} l_i^{(t)} y_i \langle \mathbf{w}_j^{(t)}, \xi_i \rangle^2 \|\xi_i\|^2.$$

The SAM feature & noise gradients are similar except that we replace  $\mathbf{w}_j^{(t)}$ ,  $l_i^{(t)}$  with  $\mathbf{w}_{j,\epsilon}^{(t)}$ ,  $l_{i,\epsilon}^{(t)}$ .

**Remark.** Suppose the data point  $\mathbf{x}_i$  has feature  $\mathbf{v}_d$  and noise  $\phi_i$ . We have that

$$l_i^{(t)} = \text{sigmoid} \left( \sum_{j=1}^J -\beta_d^3 \langle \mathbf{w}_j^{(t)}, \mathbf{v}_d \rangle^3 - y_i \langle \mathbf{w}_j^{(t)}, \phi_i \rangle^3 \right), \quad (3)$$



$$\text{and } l_{i,\epsilon}^{(t)} = \text{sigmoid} \left( \sum_{j=1}^J -\beta_d^3 \langle \mathbf{w}_{j,\epsilon}^{(t)}, \mathbf{v}_d \rangle^3 - y_i \langle \mathbf{w}_{j,\epsilon}^{(t)}, \phi_i \rangle^3 \right).$$

The same formula holds if the feature is  $\mathbf{v}_e$ .

Similar to Nguyen et al. (2024), we assume that the logit terms are controlled in some sense to reduce the nonlinearity. More formally, for Theorem 4.1, we will use the approximation  $l_i^{(t)} = l_{i,\epsilon}^{(t)} = \Theta(1)$  for any early iteration  $t$ . At a high level, this follows from the small perturbation and the fact that the weights have not “significantly” learned any noises (despite some overfitting) in the early phase.

$$\text{sigmoid} \left( \sum_{j=1}^J -\beta_d^3 \langle \mathbf{w}_j^{(t)}, \mathbf{v}_d \rangle^3 - y_i \langle \mathbf{w}_j^{(t)}, \phi_i \rangle^3 \right) = \text{sigmoid} \left( \sum_{j=1}^J -\beta_d^3 \langle \mathbf{w}_{j,\epsilon}^{(t)}, \mathbf{v}_d \rangle^3 - y_i \langle \mathbf{w}_{j,\epsilon}^{(t)}, \phi_i \rangle^3 \right).$$

Hence, this is implicitly assuming a small  $\rho$  such that  $\mathbf{w}_j^{(t)}$  and  $\mathbf{w}_{j,\epsilon}^{(t)}$  are not too different, and a large number of neurons  $J$  such that the noise term in the sigmoid  $\sum_{j=1}^J y_i \langle \mathbf{w}_{j,\epsilon}^{(t)}, \phi_i \rangle^3$  is ‘more ‘diluted’ (close to 0).

**Insights from gradient formulas.** By directly computing these relevant gradients, we can see that some observed phenomena already become self-explanatory in the formulas. For instance, Lemma A.2 implies that for upsampling, the gradient alignment is  $k$  times larger for the noises we replicated. At a high level, this would cause overfitting to these particular noises when performing gradient update. In the next section, we formalize the intuition by examining the underlying mechanism of noise learning in greater detail.

## B GD VS. SAM NOISE LEARNING: PROOF OF THEOREM 4.1

**Remark.** Heuristically, we say that the noise is being learned well if the magnitude of the alignment  $|\langle \mathbf{w}_j^{(t)}, \xi_i \rangle|$  is large, meaning that the weights align or misalign with the noise to a great extent. We say that the model is learning the noise if  $|\langle \mathbf{w}_j^{(t)}, \xi_i \rangle|$  increases over time. In practice, overly fitting or overly avoiding certain noises are both harmful to a model’s generalization.

**Lemma B.1.** (Gradient norm bound) *In our setting, we can bound the norm of the gradient matrix  $\nabla \mathcal{L}(\mathbf{W}^{(t)})$  as:*

$$\|\nabla \mathcal{L}(\mathbf{W}^{(t)})\|_F \geq \frac{3}{N} l_i^{(t)} \langle \mathbf{w}_j^{(t)}, \xi_i \rangle^2 \|\xi_i\| \quad \forall i.$$

*Proof.* This norm can be lower bounded by the the norm of one column:

$$\begin{aligned} \|\nabla \mathcal{L}(\mathbf{W}^{(t)})\|_F &= \sqrt{\sum_{j=1}^J \left\| \nabla_{\mathbf{w}_j^{(t)}} \mathcal{L}(\mathbf{W}^{(t)}) \right\|^2} \\ &\geq \left\| \nabla_{\mathbf{w}_j^{(t)}} \mathcal{L}(\mathbf{W}^{(t)}) \right\| \quad \text{for some neuron } j \\ &= \sqrt{\frac{9\beta_e^6}{N^2} \langle \mathbf{w}_j^{(t)}, \mathbf{v}_e \rangle^4 \left( \sum_{i=1}^{\alpha N} l_i^{(t)} \right)^2 + \frac{9\beta_d^6}{N^2} \langle \mathbf{w}_j^{(t)}, \mathbf{v}_d \rangle^4 \left( \sum_{i=\alpha N+1}^N l_i^{(t)} \right)^2 + \left\| \frac{3}{N} \sum_{i=1}^N l_i^{(t)} y_i \langle \mathbf{w}_j^{(t)}, \xi_i \rangle^2 \xi_i \right\|^2} \\ &\quad \text{by taking the norm of the gradient in Lemma A.5 and using orthogonality} \\ &\geq \left\| \frac{3}{N} \sum_{i=1}^N l_i^{(t)} y_i \langle \mathbf{w}_j^{(t)}, \xi_i \rangle^2 \xi_i \right\| \geq \left\| \frac{3}{N} l_i^{(t)} y_i \langle \mathbf{w}_j^{(t)}, \xi_i \rangle^2 \xi_i \right\| = \frac{3}{N} l_i^{(t)} \langle \mathbf{w}_j^{(t)}, \xi_i \rangle^2 \|\xi_i\| \quad \forall i \\ &\quad \text{since cross terms become negligible} \end{aligned}$$

□

**Lemma B.2.** (Noise set equivalences) *With a sufficiently small SAM perturbation parameter  $\rho$ , at some early iteration  $t$ , the following set relations hold:*

$$\mathcal{I}_{j,+}^{(t)} = \mathcal{I}_{j,\epsilon,+}^{(t)}, \quad \mathcal{I}_{j,-}^{(t)} = \mathcal{I}_{j,\epsilon,-}^{(t)}.$$

*Proof.* We first note that for some early training weights  $\mathbf{W}^{(t)}$ , we have the following connection between the original weights and the SAM perturbed weights:

$$\begin{aligned}\langle \mathbf{w}_{j,\epsilon}^{(t)}, \boldsymbol{\xi}_i \rangle &= \langle \mathbf{w}_j^{(t)} + \rho^{(t)} \nabla_{\mathbf{w}_j^{(t)}} \mathcal{L}(\mathbf{W}^{(t)}), \boldsymbol{\xi}_i \rangle \\ &= \langle \mathbf{w}_j^{(t)}, \boldsymbol{\xi}_i \rangle + \rho^{(t)} \langle \nabla_{\mathbf{w}_j^{(t)}} \mathcal{L}(\mathbf{W}^{(t)}), \boldsymbol{\xi}_i \rangle \\ &= \langle \mathbf{w}_j^{(t)}, \boldsymbol{\xi}_i \rangle - \frac{3\rho^{(t)}}{N} l_i^{(t)} y_i \langle \mathbf{w}_j^{(t)}, \boldsymbol{\xi}_i \rangle^2 \|\boldsymbol{\xi}_i\|^2 \quad \text{by Lemma A.6}\end{aligned}\quad (4)$$

We consider sufficiently small  $\rho$  such that:

$$0 < \rho < \min \left\{ \frac{|\langle \mathbf{w}_j^{(t)}, \boldsymbol{\xi}_i \rangle|}{\|\boldsymbol{\xi}_i\|} : \boldsymbol{\xi}_i \in D \right\}. \quad (5)$$

We recall that  $\rho^{(t)} = \rho / \|\nabla \mathcal{L}(\mathbf{W}^{(t)})\|_F$ . Then suppose  $\boldsymbol{\xi}_i \in \mathcal{I}_{j,-}^{(t)}$ , that is  $y_i$  and  $\langle \mathbf{w}_j^{(t)}, \boldsymbol{\xi}_i \rangle$  have opposite signs. Eq. 4 implies

$$\begin{aligned}\langle \mathbf{w}_{j,\epsilon}^{(t)}, \boldsymbol{\xi}_i \rangle &= \langle \mathbf{w}_j^{(t)}, \boldsymbol{\xi}_i \rangle \left( 1 - \frac{3\rho^{(t)}}{N} l_i^{(t)} y_i \langle \mathbf{w}_j^{(t)}, \boldsymbol{\xi}_i \rangle \|\boldsymbol{\xi}_i\|^2 \right) \\ &= \underbrace{\langle \mathbf{w}_j^{(t)}, \boldsymbol{\xi}_i \rangle \left( 1 + \frac{3\rho^{(t)}}{N} l_i^{(t)} \|\boldsymbol{\xi}_i\|^2 |\langle \mathbf{w}_j^{(t)}, \boldsymbol{\xi}_i \rangle| \right)}_{>0},\end{aligned}$$

which implies that  $\text{sgn}(\langle \mathbf{w}_{j,\epsilon}^{(t)}, \boldsymbol{\xi}_i \rangle) = \text{sgn}(\langle \mathbf{w}_j^{(t)}, \boldsymbol{\xi}_i \rangle)$  and  $\boldsymbol{\xi}_i \in \mathcal{I}_{j,\epsilon,-}^{(t)}$ .

Now suppose  $\boldsymbol{\xi}_i \in \mathcal{I}_{j,+}^{(t)}$ . Eq. 4 becomes:

$$\begin{aligned}\langle \mathbf{w}_{j,\epsilon}^{(t)}, \boldsymbol{\xi}_i \rangle &= \langle \mathbf{w}_j^{(t)}, \boldsymbol{\xi}_i \rangle \left( 1 - \frac{3\rho^{(t)}}{N} l_i^{(t)} y_i \langle \mathbf{w}_j^{(t)}, \boldsymbol{\xi}_i \rangle \|\boldsymbol{\xi}_i\|^2 \right) \\ &= \underbrace{\langle \mathbf{w}_j^{(t)}, \boldsymbol{\xi}_i \rangle \left( 1 - \frac{3\rho^{(t)}}{N} l_i^{(t)} \|\boldsymbol{\xi}_i\|^2 |\langle \mathbf{w}_j^{(t)}, \boldsymbol{\xi}_i \rangle| \right)}_{\in (0, 1) \text{ as shown below}}\end{aligned}$$

Note that Lemma B.1 gives us:

$$\begin{aligned}1 &> 1 - \frac{3\rho^{(t)}}{N} l_i^{(t)} \|\boldsymbol{\xi}_i\|^2 |\langle \mathbf{w}_j^{(t)}, \boldsymbol{\xi}_i \rangle| = 1 - \frac{3}{N} \frac{\rho}{\|\nabla \mathcal{L}(\mathbf{W}^{(t)})\|_F} l_i^{(t)} \|\boldsymbol{\xi}_i\|^2 |\langle \mathbf{w}_j^{(t)}, \boldsymbol{\xi}_i \rangle| \\ &\geq 1 - \frac{3}{N} \frac{\rho}{\frac{3}{N} l_i^{(t)} \langle \mathbf{w}_j^{(t)}, \boldsymbol{\xi}_i \rangle^2 \|\boldsymbol{\xi}_i\|} l_i^{(t)} \|\boldsymbol{\xi}_i\|^2 |\langle \mathbf{w}_j^{(t)}, \boldsymbol{\xi}_i \rangle| \\ &= 1 - \frac{\rho \|\boldsymbol{\xi}_i\|}{|\langle \mathbf{w}_j^{(t)}, \boldsymbol{\xi}_i \rangle|} \\ &> 1 - \frac{|\langle \mathbf{w}_j^{(t)}, \boldsymbol{\xi}_i \rangle|}{\|\boldsymbol{\xi}_i\|} \frac{\|\boldsymbol{\xi}_i\|}{|\langle \mathbf{w}_j^{(t)}, \boldsymbol{\xi}_i \rangle|} \quad \text{by the choice of } \rho \\ &= 0.\end{aligned}\quad (6)$$

Hence, we have that  $\text{sgn}(\langle \mathbf{w}_{j,\epsilon}^{(t)}, \boldsymbol{\xi}_i \rangle) = \text{sgn}(\langle \mathbf{w}_j^{(t)}, \boldsymbol{\xi}_i \rangle)$  and  $\boldsymbol{\xi}_i \in \mathcal{I}_{j,\epsilon,+}^{(t)}$ . Since  $\mathcal{I}_{j,+}^{(t)}$  and  $\mathcal{I}_{j,-}^{(t)}$  cover all the noises, the lemma statement follows.  $\square$

#### B.1 PROOF OF THEOREM 4.1.

We then start with item (1) of the theorem. First, for GD, each noise update is computed via:

$$\begin{aligned}\langle \mathbf{w}_j^{(t+1)}, \boldsymbol{\xi}_i \rangle &= \langle \mathbf{w}_j^{(t)}, \boldsymbol{\xi}_i \rangle - \eta \langle \nabla_{\mathbf{w}_j^{(t)}} \mathcal{L}(\mathbf{W}^{(t)}), \boldsymbol{\xi}_i \rangle \\ &= \langle \mathbf{w}_j^{(t)}, \boldsymbol{\xi}_i \rangle + \frac{3\eta}{N} l_i^{(t)} y_i \langle \mathbf{w}_j^{(t)}, \boldsymbol{\xi}_i \rangle^2 \|\boldsymbol{\xi}_i\|^2 \quad \text{by Lemma A.6} \\ &= \langle \mathbf{w}_j^{(t)}, \boldsymbol{\xi}_i \rangle \left( 1 + \eta \frac{3}{N} l_i^{(t)} y_i \|\boldsymbol{\xi}_i\|^2 \langle \mathbf{w}_j^{(t)}, \boldsymbol{\xi}_i \rangle \right)\end{aligned}\quad (7)$$

Then by definition, for all the noises  $\xi_i \in \mathcal{I}_{j,-}^{(t)}$ ,  $y_i$  and  $\langle \mathbf{w}_j^{(t)}, \xi_i \rangle$  have opposite signs, so the above equation becomes:

$$\langle \mathbf{w}_j^{(t+1)}, \xi_i \rangle = \langle \mathbf{w}_j^{(t)}, \xi_i \rangle \left( 1 - \eta \frac{3}{N} l_i^{(t)} \|\xi_i\|^2 |\langle \mathbf{w}_j^{(t)}, \xi_i \rangle| \right).$$

Without loss of generality, we consider the case when  $\langle \mathbf{w}_j^{(t)}, \xi_i \rangle > 0$ . We then define the corresponding sequence  $a_t = \langle \mathbf{w}_j^{(t)}, \xi_i \rangle$  generated by the update:

$$a_{t+1} = a_t (1 - \eta C_i l_i^{(t)} a_t), \quad \text{where } C_i = \frac{3}{N} \|\xi_i\|^2.$$

Next, we want to show that given a proper  $\eta$ , this sequence is monotonic towards 0, meaning that these noises are gradually “unlearned” by the weights. We provide an inductive step below, which can be easily generalized.

If the learning rate satisfies

$$0 < \eta < \frac{1}{C_i a_t} = \frac{1}{C_i \langle \mathbf{w}_j^{(t)}, \xi_i \rangle},$$

then by the update, the following inequality holds:

$$0 < a_t \left( 1 - \frac{1}{C_i a_t} C_i l_i^{(t)} a_t \right) = a_t (1 - l_i^{(t)}) < a_{t+1} < a_t$$

Consequently,  $a_{t+1} < a_t$  implies that

$$\eta < \frac{1}{C_i a_t} < \frac{1}{C_i a_{t+1}} \implies a_{t+2} < a_{t+1} \quad \text{by the same argument.}$$

A similar argument holds for  $\langle \mathbf{w}_j^{(t)}, \xi_i \rangle < 0$ . Hence, if we take sufficiently small

$$\eta < \min \left\{ \frac{1}{C_i |\langle \mathbf{w}_j^{(t)}, \xi_i \rangle|} : \xi_i \in \mathcal{I}_{j,-}^{(t)} \right\},$$

the weights’ alignment with these noises will be monotonic throughout the updates and get closer and closer to 0. The proof for SAM is similar (we replace  $\langle \mathbf{w}_j^{(t)}, \xi_i \rangle$  by  $\langle \mathbf{w}_{j,\epsilon}^{(t)}, \xi_i \rangle$  for  $\xi_i \in \mathcal{I}_{j,\epsilon,-}^{(t)}$ , etc.).

Now we proceed with item (2).

Then we consider  $\xi_i \in \mathcal{I}_{j,+}^{(t)} = \mathcal{I}_{j,\epsilon,+}^{(t)}$  in the setting of Lemma B.2. Eq. 7 now becomes:

$$\begin{aligned} \langle \mathbf{w}_j^{(t+1)}, \xi_i \rangle &= \langle \mathbf{w}_j^{(t)}, \xi_i \rangle \left( 1 + \eta \frac{3}{N} l_i^{(t)} y_i \|\xi_i\|^2 \langle \mathbf{w}_j^{(t)}, \xi_i \rangle \right) \\ &= \langle \mathbf{w}_j^{(t)}, \xi_i \rangle \left( 1 + \eta \frac{3}{N} l_i^{(t)} \|\xi_i\|^2 |\langle \mathbf{w}_j^{(t)}, \xi_i \rangle| \right) \implies |\langle \mathbf{w}_j^{(t+1)}, \xi_i \rangle| > |\langle \mathbf{w}_j^{(t)}, \xi_i \rangle|. \end{aligned} \quad (8)$$

And a similar expression holds for SAM. Consequently, the alignments will be monotonically away from 0, continually being learned through iterations. Hence, we want to compare how the gradients align with noises:  $|\langle \nabla_{\mathbf{w}_{j,\epsilon}} \mathcal{L}(\mathbf{W}^{(t)} + \epsilon^{(t)}), \xi_i \rangle|$  vs.  $|\langle \nabla_{\mathbf{w}_j} \mathcal{L}(\mathbf{W}^{(t)}), \xi_i \rangle|$ . By Lemma A.6, we have that

$$\text{For GD: } |\langle \nabla_{\mathbf{w}_j} \mathcal{L}(\mathbf{W}^{(t)}), \xi_i \rangle| = \frac{3}{N} l_i^{(t)} \langle \mathbf{w}_j^{(t)}, \xi_i \rangle^2 \|\xi_i\|^2.$$

$$\begin{aligned} \text{For SAM: } |\langle \nabla_{\mathbf{w}_{j,\epsilon}} \mathcal{L}(\mathbf{W}^{(t)} + \epsilon^{(t)}), \xi_i \rangle| &= \frac{3}{N} l_{i,\epsilon}^{(t)} \langle \mathbf{w}_{j,\epsilon}^{(t)}, \xi_i \rangle^2 \|\xi_i\|^2 \\ &\stackrel{(i)}{=} \frac{3}{N} l_{i,\epsilon}^{(t)} \left( \langle \mathbf{w}_j^{(t)}, \xi_i \rangle - \frac{3\rho^{(t)}}{N} l_i^{(t)} y_i \langle \mathbf{w}_j^{(t)}, \xi_i \rangle^2 \|\xi_i\|^2 \right)^2 \|\xi_i\|^2 \\ &= \frac{3}{N} l_{i,\epsilon}^{(t)} \langle \mathbf{w}_j^{(t)}, \xi_i \rangle^2 \left( 1 - \frac{3\rho^{(t)}}{N} l_i^{(t)} y_i \langle \mathbf{w}_j^{(t)}, \xi_i \rangle \|\xi_i\|^2 \right)^2 \|\xi_i\|^2 \\ &\stackrel{(ii)}{=} \frac{3}{N} l_i^{(t)} \langle \mathbf{w}_j^{(t)}, \xi_i \rangle^2 \left( 1 - \frac{3\rho^{(t)}}{N} l_i^{(t)} \|\xi_i\|^2 |\langle \mathbf{w}_j^{(t)}, \xi_i \rangle| \right)^2 \|\xi_i\|^2, \end{aligned} \quad (9)$$

where (i) follows from Eq. 4 and (ii) uses the approximation for the logits in early training ( $l_i^{(t)} = l_{i,\epsilon}^{(t)}$ ). Now with a sufficiently small  $\rho$  that satisfies Equation 3, the bound in 6 yields

$$\begin{aligned} |\langle \nabla_{\mathbf{w}_{j,\epsilon}} \mathcal{L}(\mathbf{W}^{(t)} + \epsilon^{(t)}), \boldsymbol{\xi}_i \rangle| &= \frac{3}{N} l_i^{(t)} \langle \mathbf{w}_j^{(t)}, \boldsymbol{\xi}_i \rangle^2 \underbrace{\left( 1 - \frac{3\rho^{(t)}}{N} l_i^{(t)} \|\boldsymbol{\xi}_i\|^2 |\langle \mathbf{w}_j^{(t)}, \boldsymbol{\xi}_i \rangle| \right)^2}_{\in (0,1)} \|\boldsymbol{\xi}_i\|^2 \\ &< \frac{3}{N} l_i^{(t)} \langle \mathbf{w}_j^{(t)}, \boldsymbol{\xi}_i \rangle^2 \|\boldsymbol{\xi}_i\|^2 = |\langle \nabla_{\mathbf{w}_j} \mathcal{L}(\mathbf{W}^{(t)}), \boldsymbol{\xi}_i \rangle|. \end{aligned}$$

Since this inequality holds for all  $\boldsymbol{\xi}_i \in \mathcal{I}_{j,+}^{(t)} = \mathcal{I}_{j,\epsilon,+}^{(t)}$ , we compute the average over these noises and have that:

$$\text{NoiseAlign}(\mathcal{I}_{j,\epsilon,+}^{(t)}, \mathbf{w}_{j,\epsilon}^{(t)}) = \text{NoiseAlign}(\mathcal{I}_{j,+}^{(t)}, \mathbf{w}_{j,\epsilon}^{(t)}) < \text{NoiseAlign}(\mathcal{I}_{j,+}^{(t)}, \mathbf{w}_j^{(t)}).$$

The special case of the theorem can be proved by directly setting the early training weights to be the initialization  $\mathbf{W}^{(0)}$ . Since  $\mathbf{W}^{(0)} \sim \mathcal{N}(0, \sigma_0^2)$  and  $\boldsymbol{\xi}_i \sim \mathcal{N}(0, \sigma_p^2/d)$ , with a large  $N$ ,  $\mathcal{I}_{j,+}^{(0)}$  and  $\mathcal{I}_{j,-}^{(0)}$  will each contain roughly half of the noises, as  $\text{sgn}(\langle \mathbf{w}_j^{(0)}, \boldsymbol{\xi}_i \rangle) = \text{sgn}(y_i)$  has probability 0.5 in this case.

**Remark.** The theory matches our insights that the noises tend to be fitted in general for the upsampled dataset. We do note that the bound in Lemma B.1 can be loose, as it covers very extreme cases, and the actual choice of  $\rho$  could be much larger in general without breaking the logic of our argument.

## C GENERATION VS. UPSAMPLING: BIAS PERSPECTIVE AND PROOF OF THEOREM 4.2

Item (1) of this theorem can be proved in a similar fashion as for Theorem 4.1 in Appendix B.

For item (2), the update rules follow directly from Lemmas A.2, A.4. Again these formulas themselves can partially explain what happens: the “generation” gradient learns every noise in the same manner, but the “upsampling” gradient learns the replicated noises  $k$  times more in one iteration.

**Lemma C.1.** (*Static noise sets*) *In our setting, with a sufficiently small learning rate  $\eta$ , for all  $j \in [J]$  and all the early iterations  $t = 0, \dots, T$ , we have that:*

$$\begin{aligned} \mathcal{I}_{j,+}^{G,(0)} &= \mathcal{I}_{j,+}^{G,(1)} = \dots = \mathcal{I}_{j,+}^{G,(t)} = \dots = \mathcal{I}_{j,+}^{G,(T)}, \\ \mathcal{I}_{j,+}^{U,(0)} &= \mathcal{I}_{j,+}^{U,(1)} = \dots = \mathcal{I}_{j,+}^{U,(t)} = \dots = \mathcal{I}_{j,+}^{U,(T)}. \end{aligned}$$

*The same holds for the corresponding sets  $\mathcal{I}_{j,-}^{G,(t)}$  and  $\mathcal{I}_{j,-}^{U,(t)}$ .*

*Proof.* This directly follows from the previous proofs, where starting from the initializations, small learning rate ensures that certain noise alignments move towards 0 and others move away from 0 early in training. Hence, in this process, the signs do not change, and these sets always contain the same noises as  $t$  progresses  $\square$

We now focus on the special case of the theorem and show that in expectation, our requirement on the generation noise prevents  $\text{NoiseAlign}(\mathcal{I}_{j,+}^{G,(t)}, \mathbf{w}_j^{(t)})$  from getting too large.

Lemma C.1 implies the sets of noises to which we overfit or do not overfit remain unchanged during early training. Hence, we eliminate the possibility that noises move from one set to another, which simplifies the big picture. The technique is similar to what we did in Theorem 4.1, and we show that this also holds true for data augmented via generation.

For Theorem 4.2, the expectation is taken with respect to the underlying data (and noise) distributions. We first start with computing  $\mathbb{E} [\text{NoiseAlign}(\mathcal{I}_{j,+}^{G,(t)}, \mathbf{w}_j^{(t)})]$ . Expanding using the definition of **NoiseAlign**, we have that this quantity equals:

$$\begin{aligned}
& \mathbb{E} \left[ \frac{1}{|\mathcal{I}_{j,+}^{G,(t)}|} \left( \sum_{\substack{i=1, \\ \xi_i \in \mathcal{I}_{j,+}^{G,(t)}}}^N \left| \langle \nabla_{\mathbf{w}_j^{(t)}} \mathcal{L}(\mathbf{W}^{(t)}), \xi_i \rangle \right| + \sum_{\substack{i=N+1, \\ \gamma_i \in \mathcal{I}_{j,+}^{G,(t)}}}^{N_{\text{new}}} \left| \langle \nabla_{\mathbf{w}_j^{(t)}} \mathcal{L}(\mathbf{W}^{(t)}), \gamma_i \rangle \right| \right) \right] \\
&= \mathbb{E} \left[ \left| \langle \nabla_{\mathbf{w}_j^{(t)}} \mathcal{L}(\mathbf{W}^{(t)}), \phi_i \rangle \right| : \phi_i \in \mathcal{I}_{j,+}^{G,(t)} \right] \\
&= p \mathbb{E} \left[ \left| \langle \nabla_{\mathbf{w}_j^{(t)}} \mathcal{L}(\mathbf{W}^{(t)}), \xi_i \rangle \right| : \xi_i \in \mathcal{I}_{j,+}^{G,(t)} \right] + (1-p) \mathbb{E} \left[ \left| \langle \nabla_{\mathbf{w}_j^{(t)}} \mathcal{L}(\mathbf{W}^{(t)}), \gamma_i \rangle \right| : \gamma_i \in \mathcal{I}_{j,+}^{G,(t)} \right] \\
&= p \mathbb{E} \left[ \left| \langle \nabla_{\mathbf{w}_j^{(t)}} \mathcal{L}(\mathbf{W}^{(t)}), \xi \rangle \right| \right] + (1-p) \mathbb{E} \left[ \left| \langle \nabla_{\mathbf{w}_j^{(t)}} \mathcal{L}(\mathbf{W}^{(t)}), \gamma \rangle \right| \right], \tag{10}
\end{aligned}$$

where  $p = \frac{N}{N_{\text{new}}} = \frac{1}{\alpha + k(1-\alpha)}$  measures the probability that the noise belongs to the original data instead of the synthetic data. The last equality is due to the fact that  $\phi_i \in \mathcal{I}_{j,+}^{G,(t)}$  are generated i.i.d and follow the same noise distribution  $\mathcal{D}$  or  $\mathcal{D}_\gamma$ .

Recall the following assumption:

$$\begin{aligned}
& \mathbb{E} \left[ l_\gamma(t) \langle \mathbf{w}_j^{(t)}, \gamma \rangle^2 \|\gamma\|^2 \right] < (k+1) \mathbb{E} \left[ l_\xi(t) \langle \mathbf{w}_j^{(t)}, \xi \rangle^2 \|\xi\|^2 \right] \\
& \mathbb{E} \left[ \frac{3}{N} l_\gamma(t) \langle \mathbf{w}_j^{(t)}, \gamma \rangle^2 \|\gamma\|^2 \right] < (k+1) \mathbb{E} \left[ \frac{3}{N} l_\xi(t) \langle \mathbf{w}_j^{(t)}, \xi \rangle^2 \|\xi\|^2 \right] \\
& \mathbb{E} \left[ \left| \langle \nabla_{\mathbf{w}_j^{(t)}} \mathcal{L}(\mathbf{W}^{(t)}), \gamma \rangle \right| \right] < (k+1) \mathbb{E} \left[ \left| \langle \nabla_{\mathbf{w}_j^{(t)}} \mathcal{L}(\mathbf{W}^{(t)}), \xi \rangle \right| \right], \quad \gamma \sim \mathcal{D}_\gamma, \quad \xi \sim \mathcal{D}
\end{aligned}$$

where the last inequality follows the expression of noise gradient. Again, note that  $\mathcal{I}_{j,+}^{G,(t)}$  contains synthetic noises that follow the distribution  $\mathcal{D}_\gamma$  since the synthetic data points are generated independently. However, the noises in  $\mathcal{I}_{j,+}^{U,(t)}$  are not independent due to upsampling and therefore do not follow the noise distribution in  $\mathcal{D}$ .

To tackle this issue, we use the gradient alignment bound above and continue with Equation 10

$$\begin{aligned}
& < p \mathbb{E} \left[ \left| \langle \nabla_{\mathbf{w}_j^{(t)}} \mathcal{L}(\mathbf{W}^{(t)}), \xi \rangle \right| \right] + (1-p)(k-1) \mathbb{E} \left[ \left| \langle \nabla_{\mathbf{w}_j^{(t)}} \mathcal{L}(\mathbf{W}^{(t)}), \xi \rangle \right| \right] \\
&= \frac{1}{\alpha + k(1-\alpha)} \mathbb{E} \left[ \left| \langle \nabla_{\mathbf{w}_j^{(t)}} \mathcal{L}(\mathbf{W}^{(t)}), \xi \rangle \right| \right] + \frac{(k^2-1)(1-\alpha)}{\alpha + k(1-\alpha)} \mathbb{E} \left[ \left| \langle \nabla_{\mathbf{w}_j^{(t)}} \mathcal{L}(\mathbf{W}^{(t)}), \xi \rangle \right| \right] \\
&= \frac{\alpha + (1-\alpha)}{\alpha + k(1-\alpha)} \mathbb{E} \left[ \left| \langle \nabla_{\mathbf{w}_j^{(t)}} \mathcal{L}(\mathbf{W}^{(t)}), \xi \rangle \right| \right] + \frac{(k^2-1)(1-\alpha)}{\alpha + k(1-\alpha)} \mathbb{E} \left[ \left| \langle \nabla_{\mathbf{w}_j^{(t)}} \mathcal{L}(\mathbf{W}^{(t)}), \xi \rangle \right| \right] \\
&= \frac{\alpha}{\alpha + k(1-\alpha)} \mathbb{E} \left[ \left| \langle \nabla_{\mathbf{w}_j^{(t)}} \mathcal{L}(\mathbf{W}^{(t)}), \xi \rangle \right| \right] + \frac{k^2(1-\alpha)}{\alpha + k(1-\alpha)} \mathbb{E} \left[ \left| \langle \nabla_{\mathbf{w}_j^{(t)}} \mathcal{L}(\mathbf{W}^{(t)}), \xi \rangle \right| \right] \\
&= \mathbb{E} \left[ \frac{1}{|\mathcal{I}_{j,+}^{U,(t)}|} \left( \sum_{\substack{i=1, \\ \xi_i \in \mathcal{I}_{j,+}^{U,(t)}}}^{\alpha N} \left| \langle \nabla_{\mathbf{w}_j^{(t)}} \mathcal{L}(\mathbf{W}^{(t)}), \xi_i \rangle \right| + k \sum_{\substack{i=\alpha N+1, \\ \xi_i \in \mathcal{I}_{j,+}^{U,(t)}}}^N k \left| \langle \nabla_{\mathbf{w}_j^{(t)}} \mathcal{L}(\mathbf{W}^{(t)}), \xi_i \rangle \right| \right) \right] \\
&= \mathbb{E} \left[ \mathbf{NoiseAlign}(\mathcal{I}_{j,+}^{U,(t)}, \mathbf{w}_j^{(t)}) \right].
\end{aligned}$$

The last equality follows from the distribution of noises in the upsampled dataset: the slow-learnable  $(1-\alpha)N$  data points are copied  $k$  times, and from the gradient computation (first part of this theorem), each is learned  $k$  times more, giving rise to the two  $k$ 's. The noises in each summation term follow  $\mathcal{D}$ , as they are independent within the subset of summands.

Hence, we have shown the desired result:

$$\mathbb{E} \left[ \mathbf{NoiseAlign}(\mathcal{I}_{j,+}^{G,(t)}, \mathbf{w}_j^{(t)}) \right] < \mathbb{E} \left[ \mathbf{NoiseAlign}(\mathcal{I}_{j,+}^{U,(t)}, \mathbf{w}_j^{(t)}) \right].$$

At a high level, this suggests that starting at the weight  $\mathbf{w}_j^{(t)}$ , as long as the notion of small synthetic noise is satisfied, the expected gradient alignment with noises in the set where overfitting occurs is strictly lower when the dataset is augmented through generation. This reduced expected **NoiseAlign** leads to gradient updates that place less emphasis on fitting noise, thereby enabling the model to focus more effectively on learning the true features.

Consequently, although both upsampling and generation promote more uniform learning, their distinct interactions with noise critically influence generalization performance. This highlights the necessity of incorporating synthetic data and motivates our method.

#### D GENERATION VS. UPSAMPLING: VARIANCE PERSPECTIVE AND PROOF OF THEOREM 4.3

For generation, we have a fully independent dataset, so given the per-gradient variance bound  $\sigma_G^2$ , the variance of the mini-batch gradient  $\hat{\mathbf{g}}_G$  can be computed as:

$$\begin{aligned}\mathbb{E} [\|\hat{\mathbf{g}}_G - \bar{\mathbf{g}}\|^2] &= \mathbb{E} \left[ \left\| \frac{1}{B} \sum_{i=1}^B \mathbf{g}_i - \bar{\mathbf{g}} \right\|^2 \right] = \mathbb{E} \left[ \left\| \frac{1}{B} \sum_{i=1}^B \mathbf{g}_i - \frac{1}{B} B \bar{\mathbf{g}} \right\|^2 \right] \\ &= \frac{1}{B^2} \mathbb{E} \left[ \left\| \sum_{i=1}^B (\mathbf{g}_i - \bar{\mathbf{g}}) \right\|^2 \right] \\ &= \frac{1}{B^2} \sum_{i=1}^B \mathbb{E} [\|\mathbf{g}_i - \bar{\mathbf{g}}\|^2] \\ &\leq \frac{1}{B^2} B \sigma^2 \\ &= \frac{\sigma^2}{B},\end{aligned}\tag{11}$$

where we can directly take the summation out of expectation due to independence among the data.

For the upsampled dataset, we instead have two parts:

1. **Fully independent part:** The first  $\alpha N$  data points that contain the fast-learnable feature are independent from each other and the rest.
2. **Replicated part:** The rest of the  $k(1 - \alpha)N$  data points that contain duplicates. This part introduces the risk that the same data points might be selected into the same batch.

With this motivation, we let  $B = B_1 + B_2$ , where  $B_1$  denotes the number of data points selected from the fully independent part, and  $B_2$  denotes the number selected from the replicated part.

For theoretical simplicity, we consider a stratified mini-batch gradient, where  $B_1$  and  $B_2$  are fixed numbers in proportion to the sizes of the two parts. We assume that  $B_1, B_2$  are both integers such that they follow the proportion:

$$B_1 = B \frac{\alpha N}{\alpha N + k(1 - \alpha)N} = B \frac{\alpha}{\alpha + k(1 - \alpha)}.\tag{12}$$

$$B_2 = B \frac{k(1 - \alpha)N}{\alpha N + k(1 - \alpha)N} = B \frac{k(1 - \alpha)}{\alpha + k(1 - \alpha)}.\tag{13}$$

Note that this removes one source of variance since  $B_1$  and  $B_2$  should themselves be random variables in the actual gradient. Hence, the actual variance should be larger than that of the stratified version.

The variance of the stratified mini-batch gradient  $\hat{\mathbf{g}}_U$  after upsampling can be split as:

$$\mathbb{E} [\|\hat{\mathbf{g}}_U - \bar{\mathbf{g}}\|^2] = \mathbb{E} \left[ \left\| \frac{1}{B} \sum_{i \in B} \mathbf{g}_i - \frac{1}{B} B \bar{\mathbf{g}} \right\|^2 \right] = \frac{1}{B^2} \mathbb{E} \left[ \left\| \sum_{i \in B_1} (\mathbf{g}_i - \bar{\mathbf{g}}) \right\|^2 \right] + \frac{1}{B^2} \mathbb{E} \left[ \left\| \sum_{i \in B_2} (\mathbf{g}_i - \bar{\mathbf{g}}) \right\|^2 \right]\tag{14}$$

due to independence and unbiasedness. Here with a slight abuse of notation,  $i \in B, B_1, B_2$  represents the indices of data in each portion. Similar to Equation 11, we have for the independent part,

$$\frac{1}{B^2} \mathbb{E} \left[ \left\| \sum_{i \in B_1} (\mathbf{g}_i - \bar{\mathbf{g}}) \right\|^2 \right] \leq \frac{\sigma^2}{B^2} B_1 = \frac{\sigma^2}{B} \frac{\alpha}{\alpha + k(1 - \alpha)}. \quad (15)$$

For the replicated part, since we may select copied data points, we first rewrite the summation as:

$$\sum_{i \in B_2} \mathbf{g}_i = \sum_{i=1}^{(1-\alpha)N} Y_i \mathbf{g}_i,$$

where we index over all the unique data points  $i \in B_2$  and introduce the random variable  $Y_i \geq 0$  representing the number of copies of each unique point, subject to  $\sum_{i=1}^{(1-\alpha)N} Y_i = B_2$ .

Clearly, as we are selecting  $B_2$  data points from a total of  $k(1 - \alpha)N$  points ( $(1 - \alpha)N$  unique ones each with  $k$  copies),  $Y_i$  follows a hypergeometric distribution. From classical probability theory, we have:

1. Mean:

$$\mathbb{E}[Y_i] = B_2 \frac{k}{k(1 - \alpha)N} = B \frac{k(1 - \alpha)}{\alpha + k(1 - \alpha)} \frac{k}{k(1 - \alpha)N} = B \frac{k}{\alpha N + k(1 - \alpha)N}.$$

2. Variance:

$$\begin{aligned} \text{Var}(Y_i) &= \mathbb{E}[Y_i] \frac{k(1 - \alpha)N - k}{k(1 - \alpha)N} \frac{k(1 - \alpha)N - B_2}{k(1 - \alpha)N - 1} \\ &= \mathbb{E}[Y_i] \frac{(1 - \alpha)N - 1}{(1 - \alpha)N} \frac{k(1 - \alpha)N - B \frac{k(1 - \alpha)}{\alpha + k(1 - \alpha)}}{k(1 - \alpha)N - 1} \\ &= \mathbb{E}[Y_i] \frac{(1 - \alpha)N - 1}{(1 - \alpha)N} \frac{k(1 - \alpha)(\alpha N + k(1 - \alpha)N - B)}{(k(1 - \alpha)N - 1)(\alpha + k(1 - \alpha))} \\ &= \mathbb{E}[Y_i] \frac{(1 - \alpha)N - 1}{N} \frac{k(\alpha N + k(1 - \alpha)N - B)}{(k(1 - \alpha)N - 1)(\alpha + k(1 - \alpha))} \\ &= \mathbb{E}[Y_i] \frac{k(1 - \alpha)N - k}{k(1 - \alpha)N - 1} \frac{\alpha N + k(1 - \alpha)N - B}{\alpha N + k(1 - \alpha)N} \\ &\leq \mathbb{E}[Y_i] \frac{\alpha N + k(1 - \alpha)N - B}{\alpha N + k(1 - \alpha)N} \\ &= B \frac{k}{\alpha N + k(1 - \alpha)N} \left( 1 - \frac{B}{\alpha N + k(1 - \alpha)N} \right). \end{aligned}$$

3. Second Moment:

$$\begin{aligned} \mathbb{E}[Y_i^2] &= \text{Var}(Y_i) + \mathbb{E}[Y_i]^2 \\ &\leq B \frac{k}{\alpha N + k(1 - \alpha)N} \left( 1 - \frac{B}{\alpha N + k(1 - \alpha)N} \right) + \left( B \frac{k}{\alpha N + k(1 - \alpha)N} \right)^2 \\ &= B \frac{k}{\alpha N + k(1 - \alpha)N} \left( 1 - \frac{B}{\alpha N + k(1 - \alpha)N} + \frac{Bk}{\alpha N + k(1 - \alpha)N} \right) \\ &= B \frac{k}{\alpha N + k(1 - \alpha)N} \left( 1 + \frac{(k - 1)B}{\alpha N + k(1 - \alpha)N} \right). \end{aligned} \quad (16)$$

With these quantities, we can now compute:

$$\begin{aligned}
\frac{1}{B^2} \mathbb{E} \left[ \left\| \sum_{i \in B_2} (\mathbf{g}_i - \bar{\mathbf{g}}) \right\|^2 \right] &= \frac{1}{B^2} \mathbb{E} \left[ \left\| \sum_{i=1}^{(1-\alpha)N} Y_i (\mathbf{g}_i - \bar{\mathbf{g}}) \right\|^2 \right] \quad \text{since } \sum_{i=1}^{(1-\alpha)N} Y_i = B_2 \\
&= \frac{1}{B^2} \sum_{i=1}^{(1-\alpha)N} \mathbb{E} \left[ Y_i^2 \|\mathbf{g}_i - \bar{\mathbf{g}}\|^2 \right] \\
&\leq \frac{\sigma^2}{B^2} \sum_{i=1}^{(1-\alpha)N} \mathbb{E} [Y_i^2] \\
&= \frac{\sigma^2}{B} \frac{k(1-\alpha)N}{\alpha N + k(1-\alpha)N} \left( 1 + \frac{(k-1)B}{\alpha N + k(1-\alpha)N} \right) \quad \text{by Equation 16.}
\end{aligned} \tag{17}$$

We plug in Equations 15, 17 into Equation 14 to obtain:

$$\begin{aligned}
\mathbb{E} [\|\hat{\mathbf{g}}_U - \bar{\mathbf{g}}\|^2] &\leq \frac{\sigma^2}{B} \frac{\alpha}{\alpha + k(1-\alpha)} + \frac{\sigma^2}{B} \frac{k(1-\alpha)}{\alpha + k(1-\alpha)} \left( 1 + \frac{(k-1)B}{\alpha N + k(1-\alpha)N} \right) \\
&= \frac{\sigma^2}{B} \left( 1 + \frac{k(k-1)(1-\alpha)B}{(\alpha + k(1-\alpha))^2 N} \right) = I.
\end{aligned}$$

In the theorem statement, we use  $\sigma_U^2(k)$  and  $\sigma_G^2(k)$  to differentiate the two and emphasize the dependence on the augmenting factor  $k$ .

## E PSEUDOCODE

Algorithm 1 illustrates our method. We include Table 3 to compare it with other augmentation methods, including classical ones, naive diffusion-based generation, and mix-based methods such as mixup (Zhang et al. (2017)) and CutMix (Yun et al. (2019)).

## F ADDITIONAL EXPERIMENTS

### F.1 ADDITIONAL EXPERIMENTAL SETTINGS

**Datasets.** The CIFAR10 dataset consists of 60,000  $32 \times 32$  color images in 10 classes, with 6000 images per class. The CIFAR100 dataset is just like the CIFAR10, except it has 100 classes containing 600 images each. For both of these datasets, the training set has 50,000 images (5,000 per class for CIFAR10 and 500 per class for CIFAR100) with the test set having 10,000 images. Tiny-ImageNet comprises 100,000 images distributed across 200 classes of ImageNet Deng et al. (2009), with each class containing 500 images. These images have been resized to  $64 \times 64$  dimensions and are in color. The dataset consists of 500 training images, 50 validation images, and 50 test images per class. For transfer learning experiments, we also used three fine-grained classification datasets. Flowers-102 (Nilsback & Zisserman, 2008) contains 8,189 images of flowers from 102 categories, with between 40 and 258 images per class. Aircraft (Maji et al., 2013) consists of 10,000 images across 100 aircraft model variants, with roughly 100 images per class. Stanford Cars (Krause et al., 2013) contains 16,185 images of 196 classes of cars, with classes defined at the level of make, model, and year.

**Training on different datasets.** From the setting in Andriushchenko & Flammarion (2022), we trained Pre-Activation ResNet18 on all datasets for 200 epochs with a batch size of 128. We used SGD with the momentum parameter 0.9 and set weight decay to 0.0005. We also fixed  $\rho = 0.1$  for SAM in all experiments unless explicitly stated. We used a linear learning rate schedule starting at 0.1. The learning rate is decayed by a factor of 10 after 50% and 75% epochs, i.e., we set the learning rate to 0.01 after 100 epochs and to 0.001 after 150 epochs. For transfer learning experiments, we fine-tuned a pre-trained ResNet18 on ImageNet-1K. On Flowers-102, we trained for 200 epochs with



Table 3: Comparison with other augmentation methods.

Feature	Classical Aug (Flip, Crop, etc.)	Mix-based (mixup/CutMix)
<b>Core Objective</b>	Learn basic invariances	Model regularization
<b>Selection Strategy</b>	Applied randomly to all images	Random pairing of images; augments all samples
<b>Mechanism</b>	Geometric/color transformations	Mix patches between real images
<b>Computation</b>	Negligible: native GPU operations	Low: simple arithmetic operations
<b>Guarantee (Theory)</b>	No	Yes
<b>Primary Application</b>	Image classification; transfer learning	Image classification; transfer learning
<b>Key Advantage</b>	Fast, effective baseline	Cheap and effective regularizer
Feature	Diffusion-based	Our Method
<b>Core Objective</b>	Increase data quantity and diversity	Reduce simplicity bias; promote balanced feature learning
<b>Selection Strategy</b>	—	Selects samples not learned early in training
<b>Mechanism</b>	Generates synthetic images and mixes them with real images	Generates synthetic images close to real images
<b>Computation</b>	High: generates multiple times for different conditional prompts	Moderate: only generates a subset (30–40% of dataset)
<b>Guarantee (Theory)</b>	No	Yes
<b>Primary Application</b>	Image classification; transfer learning	Image classification; transfer learning
<b>Key Advantage</b>	Can boost performance at a large compute cost	Efficient: high gain from few samples; can be combined with prior methods

an initial learning rate of 0.001. On Aircraft and Stanford Cars, we trained for 100 epochs with an initial learning rate of 0.01.

**Training with different architectures.** We used the same training procedures for Pre-Activation ResNet18, VGG19, and DenseNet121. We directly used the official Pytorch Paszke et al. (2019) implementation for VGG19 and DenseNet121. For ViT Yuan et al. (2021), we adopted a Pytorch implementation at <https://github.com/lucidrains/vit-pytorch>. In particular, the hidden size, the depth, the number of attention heads, and the MLP size are set to 768, 8, 8, and 2304, respectively. We adjusted the patch size to 4 to fit the resolution of CIFAR10 and set both the initial learning rate and  $\rho$  to 0.01. For both ConvNeXt-T and Swin-T, we used their official implementations but trained with SGD instead of Adam. The (learning rate,  $\rho$ ) is set to (0.1, 0.05) for ConvNeXt-T and (0.01, 0.001) for Swin-T.

**Hyperparameters.** For UPSAMPLE Nguyen et al. (2024), we adopt their default hyper-parameters for separating epochs and set the upsampling factor  $k$  to 2 as it yields the best performance. For our method, the upsampling factor  $k$  is set to 5 for CIFAR10 and CIFAR100 while that of TinyImageNet is set to 4. Table 4 summarizes the upsampling factor along with the denoising steps at which the synthetic images are used to augment the base training set. For transfer learning experiments, we set  $k$  to 2.

**Generating synthetic data with diffusion model.** We use an open-source text-to-image diffusion model, GLIDE Nichol et al. (2021) as our baseline for image generation. We directly used the official Pytorch implementation at <https://github.com/openai/glide-text2im>. While generating, we set the time steps as 100 and the guidance scale as 3.0. For a  $k$ -way classification, we input the class names  $C = \{c_1, \dots, c_k\}$  with prompt  $l = \text{'a photo of } \{c_i\}'$ . For DiffuseMix, we used their official implementation with a single conditional prompt (“Autumn”).

**Algorithm 1** Data Extraction and Image Generation for Training

---

```

1: Input: Original dataset  $D$ , Model  $f(\cdot, W^{(0)})$ , Separation epoch  $t$ , Total epochs  $T$ , Time steps  $t_*$ ,
   GLIDE model  $G(\mu_\theta, \Sigma_\theta)$ 
2: Step 1: Initial Training
3: Train the model  $f(\cdot, W^{(0)})$  on dataset  $D$  for  $t$  epochs
4: Step 2: Clustering and Data Selection Based on Loss
5: for each class  $c \in D$  do
6:    $\{C_1, C_2\} \leftarrow \text{k-means}(f(x_j; W^{(t)}))$  {Cluster data into  $C_1$  and  $C_2$ }
7:   Step 3: Image Generation from Selected Data
8:   Obtain text prompt  $l$  {e.g. For class dog,  $l$  is a photo of dog}
9:   for each data point  $x^{\text{ref}} \in C_2$  do
10:    Initialize random noise  $\epsilon \sim \mathcal{N}(0, I)$ 
11:    Generate initial noisy image  $x_{t_*} \leftarrow \sqrt{\bar{\alpha}_{t_*}} x^{\text{ref}} + \sqrt{1 - \bar{\alpha}_{t_*}} \epsilon$ 
12:    for  $s$  from  $t_*$  to 1 do
13:       $\mu, \Sigma \leftarrow \mu_\theta(x_s, s, l), \Sigma_\theta(x_s, s, l)$ 
14:       $x_{s-1} \leftarrow \text{sample from } \mathcal{N}(\mu, \Sigma)$ 
15:    end for
16:     $x_{\text{generated}} = x_0$ 
17:     $D = D \cup x_{\text{generated}}$  {Add the generated image to the dataset}
18:  end for
19: end for
20: Step 4: Retraining the Model
21: Train the model  $f(\cdot, W)$  on updated dataset  $D$  for  $T$  epochs
22: Output: Final model  $f(\cdot, W(T))$ 

```

---

Table 4: Details of the upsampling factor  $k$  for different methods and datasets.

Method	Dataset	k	Denoising steps
UPSAMPLE	CIFAR10	2	
	CIFAR100	2	
	Tiny-ImageNet	2	
Ours	CIFAR10	5	40, 50, 70, 80
	CIFAR100	5	40, 50, 70, 80
	Tiny-ImageNet	4	50, 70, 80

**Computational resources.** We used 1 NVIDIA RTX 3090 GPU for model training and 4 NVIDIA RTX A5000 GPUs for generating.

## F.2 ADDITIONAL EXPERIMENTAL RESULTS

**State-of-the-art architectures.** To further demonstrate the effectiveness of our method, we evaluated it on two widely used modern vision backbones: ConvNeXt-T (Liu et al., 2022), a convolutional network that revisits ConvNet design with architectural refinements inspired by transformers, and Swin-T (Liu et al., 2021), a hierarchical vision transformer that introduces shifted windows for efficient and scalable self-attention. Both models were trained on CIFAR-10 using SGD with  $k = 2$ . As shown in Table 1, our method consistently outperforms both the Original (no augmentation) and UPSAMPLE. In particular, for ConvNeXt-T, our approach achieves a nearly 7% reduction in test error compared to the second-best method, highlighting its strong compatibility with modern architectures.

**Qualitative results.** Figure 6 presents examples of slow-learnable (top) and fast-learnable (bottom) samples in CIFAR-10 where the slow-learnable samples are specifically targeted in our synthetic data augmentation. Slow-learnable samples are often visually ambiguous: the object may be partially visible, relatively small compared to the background, or blended with clutter, making them harder to recognize. In contrast, fast-learnable samples are clear and representative of their class, with the object occupying most of the image and little background interference. These characteristics explain



Figure 6: Examples of slow-learnable (row 1) and fast-learnable (row 3) samples in CIFAR-10. Rows 2 and 4 show the corresponding synthetic images generated with GLIDE (Section 4.4) using 50 denoising steps (FID = 10.67).

Table 5: Training ResNet18 on CIFAR10 with different upsampling factor ( $k$ ).

K	CIFAR10 (UPSAMPLE)	CIFAR10 (OURS)	CIFAR100 (OURS)	TINY-IMAGENET (OURS)
2	<b>4.79</b>	4.57	21.13	32.90
3	5.01	4.52	21.27	30.88
4	5.04	4.45	20.26	<b>30.64</b>
5	4.98	<b>4.42</b>	<b>20.00</b>	31.28

Table 6: FID and test classification error of ResNet18 on CIFAR10 when augmenting with synthetic images from different denoising steps. The upsampling factor  $k$  is set to 2 here.

STEPS	FID	ERM	SAM
0 (ORIGINAL IMAGES)		5.07	4.01
10	5.36	4.94	4.03
20	6.86	4.85	3.92
30	7.48	4.83	3.79
40	8.52	4.73	3.92
50	10.67	<b>4.56</b>	<b>3.69</b>
60	13.25	4.68	3.72
70	17.46	4.91	3.84
80	24.27	4.83	3.98
90	34.69	4.87	3.86
100	47.35	4.99	4.28

why slow-learnable samples are acquired later in training, whereas fast-learnable ones are learned quickly. Figure 6 shows that our synthetic examples preserve key visual content (features)—such as object shape, structure, and spatial arrangement while introducing subtle variations in texture or color (noise). For instance, an image of a bird in the second row is reproduced with the same layout and pose, but with different color for the neck part. Such nuanced transformations are difficult to achieve with standard augmentations like random cropping or flipping, highlighting the value of generative augmentation in our approach.

**Effect of the upsampling factors.** Table 5 illustrates the performance of our method and UPSAMPLE when varying the upsampling factors. As discussed in Section 4, UPSAMPLE achieves the best performance at  $k = 2$  due to overfitting noise at larger  $k$ . On the other hand, using synthetic images, our method benefits from larger values of  $k$ , yielding the best performance at  $k = 5$  for the CIFAR datasets and  $k = 4$  for the Tiny-ImageNet dataset. This empirical result reinforces our theoretical findings in Section 4.2.

Table 7: Training ResNet18 on CIFAR10 with different data selection strategy. We used SGD and set the upsampling factor  $k$  to 5 here.

METHOD	MISCLASSIFICATION	HIGH LOSS	SLOW-LEARNABLE (UPSAMPLE AND OURS)
TEST ERROR	$4.87 \pm 0.10$	$4.77 \pm 0.06$	<b><math>4.42 \pm 0.04</math></b>

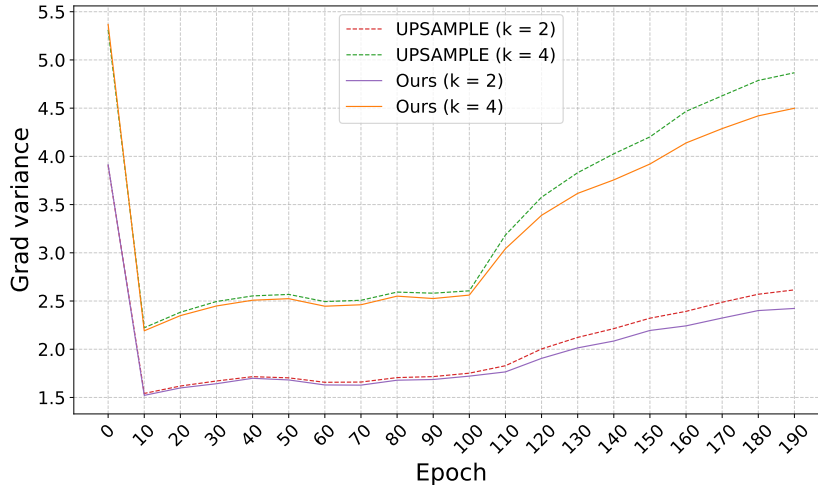


Figure 7: Variance of mini-batch gradients of ResNet18 with SGD on the augmented CIFAR10 dataset found by UPSAMPLE and Ours when varying the upsampling factor  $k$ . Our method yields lower gradient variance throughout the entire training process.

**Effect of the number of denoising steps.** Table 6 illustrates the impact of the number of denoising steps on both the FID score and the downstream performance of our method. When initializing the denoising process with real images, increasing the number of steps leads to a higher FID score. Unlike prior works in synthetic data augmentation, we observe that minimizing the FID score between real and synthetic images does not necessarily correlate with improved performance. Specifically, using fewer steps generates images that are overly similar to real images, potentially amplifying the inherent noise present in the original data. Conversely, too many denoising steps introduce excessive noise, which also degrades performance. Empirically, we find that using 50 denoising steps strikes the best balance, yielding optimal results for both SGD and SAM optimizers.

**Alternative selection strategies.** Our approach differs from core-set selection methods Guo et al. (2022), which aim to reduce dataset size while matching the performance of training on the full data. Such methods either require training the model (or a smaller proxy) and use its statistics to find the coreset or update the coreset during the training. In contrast to coreset selection, the goal of our approach is to improve the generalization performance over that of full data, by reducing the simplicity bias of training. We showed that this can be done by augmenting the data with faithful synthetic examples corresponding to the slow-learnable part of the data. Motivated by theory, we found such examples by clustering the model output early in training (without training a proxy model or updating the subset during training). However, other more heuristic approaches can be also used to find slow-learnable examples. In this section, we conducted new experiments to find slow-learnable examples based on (1) high loss and (2) misclassification, at the same checkpoint as used in our experiments in the paper. As shown Table 7, our method outperforms both heuristic-based selection strategies. Corset selection methods can be applied on top of our synthetically augmented data to further improve data-efficiency. This is an exciting direction we leave for future work.

**Generation time.** Using 4 GPUs, the generation time for the entire CIFAR-10, CIFAR-100, and Tiny ImageNet datasets is approximately 12, 12, and 26 hours, respectively. In contrast, our method requires generating only about 30%, 40%, and 60% of the total dataset size, reducing the generation

time to just 3.6, 4.8, and 15.6 hours, respectively. This represents a substantial improvement in efficiency compared to prior approaches to synthetic data generation, which typically require producing 10–30 times more samples than the original dataset size.

**Variance of mini-batch gradients.** Figure 7 presents the mini-batch gradient variance during training of ResNet18 using SGD on the augmented CIFAR-10 datasets selected by UPSAMPLE and our proposed method. Across all upsampling factors  $k$ , our method consistently yields lower gradient variance throughout the entire training process. This indicates that our synthetic data provides a more stable and consistent learning signal, which can contribute to more effective optimization. Notably, the variance gap between our method and UPSAMPLE widens significantly after epochs 100 and 150—key points at which the learning rate is decayed. This suggests that our method enables the model to adapt more smoothly to changes in the learning rate, likely due to the benign noise introduced in the faithful synthetic images. Lower gradient variance is often associated with more stable convergence and improved generalization, highlighting the advantage of our approach.