

# LLMs Think, But Not In Your Flow: Reasoning-Level Personalization for Black-Box Large Language Models

Jieyong Kim<sup>1\*</sup> Tongyoung Kim<sup>1\*</sup> Soojin Yoon<sup>1</sup> Jaehyung Kim<sup>1</sup> Dongha Lee<sup>1†</sup>

<sup>1</sup>Yonsei University

{jieyong99, dykim, soojiny, donalee}@yonsei.ac.kr

## Abstract

Large language models (LLMs) have recently achieved impressive performance across a wide range of natural language tasks and are now widely used in real-world applications. Among them, black-box LLMs—served via APIs without access to model internals—are especially dominant due to their scalability and ease of deployment. Despite their strong capabilities, these models typically produce generalized responses that overlook personal preferences and reasoning styles. This has led to growing interest in black-box LLM personalization, which aims to tailor model outputs to user-specific context without modifying model parameters. However, existing approaches primarily focus on response-level personalization, attempting to match final outputs without modeling personal thought process. To address this limitation, we propose RPM, a framework for reasoning-level personalization that aligns the model’s reasoning process with a user’s personalized logic. RPM first constructs statistical user-specific factors by extracting and grouping response-influential features from user history. It then builds personalized reasoning paths that reflect how these factors are used in context. In the inference stage, RPM retrieves reasoning-aligned examples for new queries via feature-level similarity and performs inference conditioned on the structured factors and retrieved reasoning paths, enabling the model to follow user-specific reasoning trajectories. This reasoning-level personalization enhances both predictive accuracy and interpretability by grounding model outputs in user-specific logic through structured information. Extensive experiments across diverse tasks show that RPM consistently outperforms response-level personalization methods, demonstrating the effectiveness of reasoning-level personalization in black-box LLMs.

## 1 Introduction

Recent advances in large language models (LLMs) have significantly improved performance across a wide range of natural language processing (NLP) tasks, from question-answering [1, 2] to recommendation [3–8]. Most of these models deployed in practice are black-box models [9–12], where access to internal parameters is unavailable. Despite their strong capabilities, these models typically produce generalized responses that do not reflect the goals, preferences, or reasoning styles of individual users. This limitation has led to growing interest in black-box LLM personalization [13–17], which aims to align model outputs with query and user-specific context without modifying the model parameters.

Recent approaches to black-box LLM personalization follow two main strategies: one retrieves personalized information, the other constructs tailored input prompts. The first approach selects information from user history, either randomly [4], via similarity-based retrieval [18], or by reranking based on utility scores [17]. The second approach injects user traits into the prompt through heuristic

\*Equal contribution.

†Corresponding Author

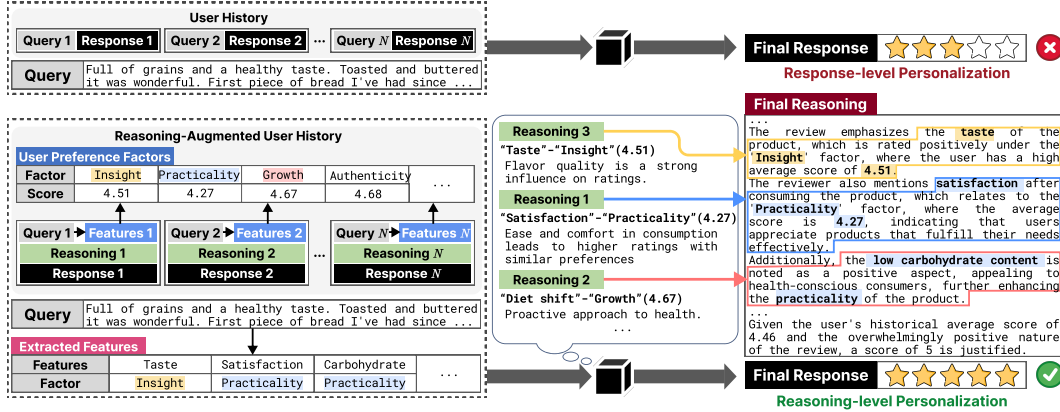


Figure 1: Comparison of response-level (Top) and reasoning-level (Bottom) personalization in a rating prediction task with scores from 1 to 5. Our approach generates personalized reasoning paths based on user-specific factors, enabling more accurate and interpretable predictions.

templates [18], profile summarization [8, 19–23] or iteratively optimize instruction [16]. However, both approaches share a fundamental limitation: they rely on unstructured raw data and align model outputs only at the response-level. They suffer from identifying which parts of the input contributed to the output, making it unclear whether the model’s response is grounded in the user’s personalized reasoning process, limiting both reliability and interpretability (Figure 1, Top).

To address these limitations, our work aims to achieve *reasoning-level personalization*, improving both the quality of personalized responses and interpretability of black-box LLM personalization with given user history. Reasoning-level personalization refers to aligning the model’s reasoning process with the user’s personal reasoning process, in contrast to response-level alignment which focuses only on matching final responses without modeling how they were derived. Our key idea is to construct personalized reasoning from user history and guide inference on new queries by providing these prior reasoning paths (Figure 1, Bottom). By guiding black-box LLMs with reasoning paths constructed from user history, the model gains access to detailed references that reflect how similar situations were previously resolved based on each user’s reasoning logic. This allows the model to perform reasoning-aligned generation grounded in the user’s personalized reasoning for unseen queries.

To this end, we introduce RPM, **Reasoning-Level Personalization for Black-Box LLM**. To be specific, RPM performs reasoning-level personalization based on structured components and personalized reasoning derived from user history through three core stages. First, the model extracts response-influential features from the user history and groups them into user-specific meaningful statistical factors. Second, based on these components, it constructs personalized reasoning that aligns with the observed response from the user’s history. At inference time, the model generates output using feature-based retrieved examples, each paired with a personalized reasoning path. As shown in Figure 1, this structure not only enables the generation of personalized reasoning, but also provides effective criteria for retrieving useful reasoning examples. Furthermore, the retrieved reasoning paths allow the model to determine how to utilize structured components in unseen queries with personal logic, as they enable a reasoning process that clearly links the input context to the output.

We validate the effectiveness of RPM in personalizing black-box LLMs through extensive experiments across text classification, text generation, regression, and multiple-choice question-answering tasks. Compared to response-level alignment methods, RPM consistently yields higher personalization performance by modeling user-specific reasoning processes, demonstrating the effectiveness of reasoning-level personalization. In addition, human evaluation shows that structured components and personalized reasoning paths not only improve interpretability, but also increase users’ trust in the model’s outputs across diverse user scenarios. Additionally, experiments on example retrieval confirm that leveraging response-influential features enables more consistent identification of reasoning-aligned relevant examples, highlighting the practical utility of our retrieval mechanism.

Our main contributions are as follows: (1) We introduce personalized reasoning as a new paradigm for Black-Box LLM personalization, shifting the focus from response-level to reasoning-level per-

sonalization that captures how individuals think and respond. (2) We develop a novel framework that extracts response-influential features and user-specific statistical factors from the user history to effectively retrieve and guide personalized reasoning paths, enabling interpretable and consistent inference. (3) Through extensive experiments and human evaluation, we demonstrate that our approach improves personalization quality and interpretability across diverse tasks.

## 2 Related Works

### 2.1 Retrieval-based LLM Personalization

A common strategy for black-box LLM personalization is to leverage a few past user information to condition model behavior during inference. In-Context Learning (ICL) achieves this by inserting several raw query–response pairs from a user’s history into the prompt [4, 3, 24–26], relying on the model’s in-context generalization ability to reproduce personalized responses. Retrieval-Augmented Generation (RAG) improves this approach by retrieving semantically similar examples from a longer history [18, 27–29], enabling scalability and better contextual fit. These approaches depend on query-level signals to retrieve user data, often including examples that appear relevant but offer little guidance on how to solve the current query. HYDRA [17] addresses this issue by training a reranker that reranks retrieved examples based on usefulness rather than similarity. However, the utility criteria require additional model parameter training, which increases complexity. In contrast, our method retrieves examples based on structured features that serve as the foundation for reasoning, offering an effective criteria for retrieving useful reasoning examples without additional model training.

### 2.2 Prompt-optimized LLM Personalization

Another approach to black-box LLM personalization involves refining prompts or profiles to better align model outputs with user preferences. Prompt engineering methods heuristically encode user information into prompts [18, 30], while Fermi improves prompt quality via iterative updates based on model feedback [16]. Profile-based methods further summarize user traits into natural language descriptions appended to the prompt [19, 21, 23, 31]. However, even when effective prompts are found, these methods provide limited guidance on how to adaptively utilize input information in a case-specific way for each new query. Furthermore, it remains unclear how the provided input is utilized in generating the output, which lacks an explicit mapping between input attributes and reasoning steps. In contrast, our method conditions the model on examples containing user-specific reasoning paths constructed from user history, enabling reasoning-level personalization with personal logic. Through structured features and factors, our approach produces interpretable responses that reveal how specific query components contribute to the model’s predictions.

## 3 RPM: Reasoning-Level Personalization for Black-Box LLMs

In this section, we present RPM, a framework for reasoning-level personalization of black-box LLMs using structured user information. RPM aligns model inference with user-specific reasoning logic by constructing and leveraging personalized reasoning paths from history. The framework consists of three key components: (1) *personalized factor construction*, which extracts and groups response-relevant features into statistical user-level factors (Section 3.2); (2) *personalized reasoning construction*, which builds personalized reasoning paths based on user’s past responses (Section 3.3); and (3) *reasoning-aligned generation*, which retrieves and applies these reasoning paths to generate accurate and interpretable outputs (Section 3.4). Figure 2 shows the overview of our RPM framework.

### 3.1 Preliminaries

Black-box LLM personalization aims to align the output of a Black-Box LLM  $\mathcal{M}$  with user preferences, based on their history, without access to model parameters. We consider a set of users  $\mathcal{U}$ , where each user  $u \in \mathcal{U}$  is associated with a history  $\mathcal{H}_u = \{(q_i, a_i)\}_{i=1}^N$  of  $N$  query-response pairs, with  $q_i$  as a query and  $a_i$  as the corresponding response. This history captures the user’s behavioral tendencies and underlying personal logic that influence response generation. At inference time, given a target query  $q'$  for user  $u$ , the model generates a personalized output  $a' = \mathcal{M}(q', c_u(q'))$ . Here,

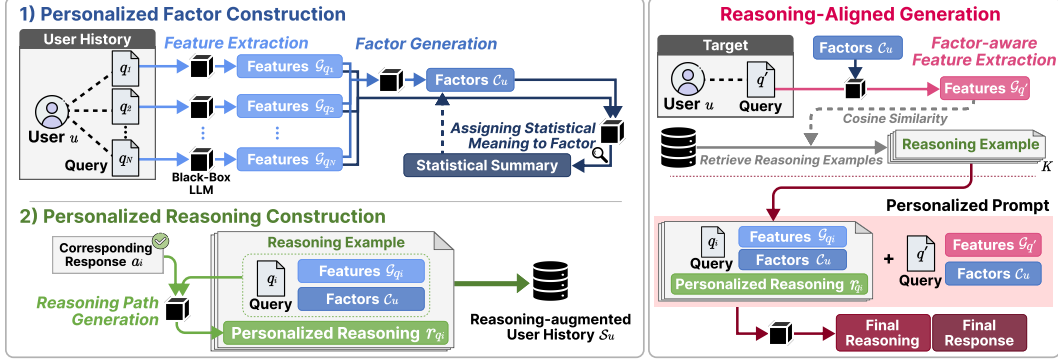


Figure 2: Overview of RPM. It extracts user-specific features/factors from user history and constructs reasoning examples by annotating personalized reasoning paths for query-response pairs. At inference time, it retrieves examples and generates the reasoning-aligned output guided by them.

$c_u(q')$  denotes a user-specific query context derived from  $\mathcal{H}_u$  via strategies such as retrieval-based selection, prompt construction, or other conditioning mechanisms.

### 3.2 Personalized Factor Construction

To structurally organize user information and support reasoning-level personalization, we extract structured *features* from each query  $q_i$ , and aggregate them into user-level semantic clusters, termed as *factors*, which summarize user-level characteristics.

**Structured feature extraction.** Given a user’s history  $\mathcal{H}_u$ , we extract features from each query  $q_i$  to identify elements that may influence the user’s response  $a_i$ . A raw query may contain elements that are irrelevant to the prediction, introducing noise into LLM personalization. To address this, we utilize  $\mathcal{M}$  to extract features from each query  $q_i$  that are likely to influence the user’s response, leveraging the LLM’s ability to capture semantically rich and relevant signals from text [32, 33]. Specifically, we prompt the LLM with the feature extraction instruction for the query  $q_i$ , resulting in a set of features  $\mathcal{G}_{q_i} = \{f_j\}_{j=1}^{|\mathcal{G}_{q_i}|}$  defined as follows:

$$\mathcal{G}_{q_i} = \mathcal{M}(q_i), \quad f_j = (\text{name}_j, \text{context}_j, \text{factor}_j), \quad (1)$$

where  $f_j$  denotes a  $j$ -th feature extracted from  $q_i$ , with  $\text{name}_j$  representing the semantic label of the feature,  $\text{context}_j$  specifying the context that clarifies the feature’s intended meaning, and  $\text{factor}_j$  denotes a placeholder indicating the latent factor to which the feature is likely to belong. This process yields a query-specific feature set  $\mathcal{G}_{q_i}$  by identifying potentially influential elements from  $q_i$  that are explicitly recognizable to the language model. These extracted features not only reduce the noise and ambiguity of the raw query, but also serve as foundations for supporting both downstream factor construction and reasoning over user’s underlying patterns. Additional experiments on feature composition are provided in the Appendix D.2.

**Factor generation via LLM-based clustering.** To capture generalized user-level behavior patterns, we group the extracted features across all queries  $\{q_i\}_{i=1}^N$  into a set of factors, which are higher-level semantic clusters. We adopt the LLM-based clustering method proposed in [34–37], which groups features based on goal-related semantic similarity. This method aligns well with our objective, as semantically coherent clusters often reflect consistent reasoning tendencies unique to each user. Formally, the clustering process produces a set of user-specific factors:

$$\{F^{(m)}\}_{m=1}^M = \text{LLM\_Cluster} \left( \bigcup_{i=1}^N \mathcal{G}_{q_i} \right). \quad (2)$$

Here, each factor  $F^{(m)} = \{f_j\}_{j=1}^{|F^{(m)}|}$  represents a semantically coherent subset of features identified by the clustering algorithm. This LLM-driven semantic clustering transforms low-level, query-specific features into structured, user-level representations that not only capture recurring semantic patterns but also serve as containers for storing quantitatively analyzable statistics. We include more detailed explanation about clustering in Appendix B.

**Assigning statistical meaning to factors.** Given the set of factors, we enrich each factor with statistical summaries  $\theta^{(m)}$  derived from the user’s response behavior. These summaries capture high-level user characteristics and serve as reference points during inference.  $\mathcal{C}_u = \{F^{(m)}, \theta^{(m)}\}_{m=1}^M$ . First, for tasks where the response space is defined over discrete classes  $y \in \mathcal{Y}$  (e.g., rating prediction), we define the *propensity* score of each response conditioned on the presence of the factor’s features:

$$\text{Propensity}(y, F^{(m)}) = \frac{\sum_{(q_i, a_i) \in \mathcal{H}_u} \mathbb{I}[a_i = y \wedge F^{(m)} \cap \mathcal{G}_{q_i} \neq \emptyset]}{\sum_{(q_i, a_i) \in \mathcal{H}_u} \mathbb{I}[F^{(m)} \cap \mathcal{G}_{q_i} \neq \emptyset]}, \quad (3)$$

where  $\mathbb{I}[\cdot]$  denotes the indicator function and  $\mathcal{G}_{q_i}$  is the feature set extracted from query  $q_i$ .

For tasks without predefined response classes or with open-ended responses, deriving direct statistical signals is challenging. As a straightforward approach, we employ  $\mathcal{M}$  as an LLM evaluator to determine, for each feature, whether it influenced the final response and, if so, in which direction (i.e., polarity). This allows us to construct quantitative statistics by leveraging the fact that each factor encapsulates a group of response-influential features, even in tasks without discrete response classes. Given a query  $q_i$ , response  $a_i$ , and associated feature set  $\mathcal{G}_{q_i}$ , we prompt  $\mathcal{M}$  to evaluate each feature  $f_j \in \mathcal{G}_{q_i}$ . For each feature,  $\mathcal{M}$  returns whether it influenced the final response ( $\text{IsInfl}_{f_j \rightarrow a_i} \in \{\text{True}, \text{False}\}$ ), and, if so, its polarity label ( $\text{Eval}_{f_j \rightarrow a_i} \in \{\text{Pos}, \text{Neu}, \text{Neg}\}$ ). To be specific, we first measure the *coverage* of a factor  $F^{(m)}$  by counting the number of user information in which any feature from  $F^{(m)}$  appears:

$$\text{Coverage}(F^{(m)}) = \sum_{(q_i, a_i) \in \mathcal{H}_u} \mathbb{I}[\exists f_j \in F^{(m)} \cap \mathcal{G}_{q_i}]. \quad (4)$$

Among the covered instances, we compute the number of cases where at least one feature in  $F^{(m)}$  is judged to have influenced the response, yielding the *influence* count:

$$\text{Influence}(F^{(m)}) = \sum_{(q_i, a_i) \in \mathcal{H}_u} \mathbb{I}[\exists f_j \in F^{(m)} \cap \mathcal{G}_{q_i} : \text{IsInfl}_{f_j \rightarrow a_i} = \text{True}]. \quad (5)$$

Finally, we define the polarity score for factor  $F^{(m)}$  by counting the polarity labels of all features within  $F^{(m)}$  that were marked as influenced. For a polarity category  $e$ ,

$$\text{Polarity}(e, F^{(m)}) = \frac{\sum_{(q_i, a_i) \in \mathcal{H}_u} \sum_{f_j \in F^{(m)} \cap \mathcal{G}_{q_i}} \mathbb{I}[\text{IsInfl}_{f_j \rightarrow a_i} = \text{True} \wedge \text{Eval}_{f_j \rightarrow a_i} = e]}{\sum_{(q_i, a_i) \in \mathcal{H}_u} \sum_{f_j \in F^{(m)} \cap \mathcal{G}_{q_i}} \mathbb{I}[\text{IsInfl}_{f_j \rightarrow a_i} = \text{True}]}. \quad (6)$$

The resulting metric values computed in Equations (3)–(6) are stored as  $\theta^{(m)}$ . Together, these statistics provide a quantifiable profile for each factor, characterizing how frequently it appears, how often it meaningfully contributes to predictions, and in what direction it tends to influence the response. Please refer to Appendix F and G for the constructed features, factors and prompts.

### 3.3 Personalized Reasoning Construction

Once features and factors are extracted from user history, we generate a personalized reasoning path for each query-response pair to capture how the given information can be utilized to produce the correct response in an interpretable manner. While the extracted features and aggregated factors provide a rich representation of user-specific information, they do not explicitly indicate how these elements influence the final prediction. To address this, we prompt an LLM  $\mathcal{M}$  with the reasoning instruction, query  $q_i$ , its associated features  $\mathcal{G}_{q_i}$ , user-level factors  $\mathcal{C}_u$ , and the corresponding response  $a_i$ , and instruct it to generate a reasoning path that connects the relevant information to the response:  $r_{q_i} = \mathcal{M}(q_i, \mathcal{G}_{q_i}, \mathcal{C}_u, a_i)$  where  $r_{q_i}$  denotes the generated reasoning path that explains the user’s reasoning logic based on provided query elements. Each reasoning path is then stored in the user’s memory  $\mathcal{S}_u$ , referred to as *reasoning-augmented user history*, as part of a tuple containing all relevant components:  $\mathcal{S}_u = \{(q_i, \mathcal{G}_{q_i}, r_{q_i}, a_i) | (q_i, a_i) \in \mathcal{H}_u\}$ . This reasoning augmentation allows the framework to retain query-level reasoning behavior, enabling inference to be guided by personalized examples that encapsulate both structural information and user-aligned reasoning logics. Please refer to Appendix F and G for generated reasonings and prompts.

### 3.4 Reasoning-Aligned Generation

At inference time, our goal is to generate reasoning-aligned outputs that are both personalized and interpretable by leveraging the structured features, factors and reasoning paths stored in  $\mathcal{S}_u$ .

**Factor-aware feature extraction.** Following the procedure described in Section 3.2, we extract features from the target query  $q'$  with reference to the user-specific factor set  $\mathcal{C}_u$ . Each extracted feature contains an associated factor field, which allows the model to leverage the corresponding statistical summaries during generation, enabling reasoning grounded in personal behavior patterns.

**Retrieving useful reasoning examples.** We retrieve reasoning examples from the augmented user history  $\mathcal{S}_u$  that are useful for reasoning-level personalization. Our retrieval process formulates retrieval criterion by using  $\mathcal{G}_{q'}$  that includes response-influential elements. This feature-based formulation provides an effective criterion for selecting personalized reasoning examples. Specifically, we compute the semantic similarity between  $\mathcal{G}_{q'}$  and each stored  $\mathcal{G}_q$ , and retrieve the top- $K$  most relevant examples:

$$\mathcal{S}_{u,q'}^{\text{ret}} = \{(q, \mathcal{G}_q, r_q, a) \in \mathcal{S}_u \mid \text{Top-K } \cos(f(\mathcal{G}_{q'}), f(\mathcal{G}_q))\}, \quad (7)$$

where  $f(\mathcal{G}_q)$  is the embedding of the concatenated feature texts and  $\cos(\cdot)$  is cosine similarity. Each retrieved example  $(q, \mathcal{G}_q, r_q, a)$  provides structured logics on how similar user-specific information was processed in the past.

**Reasoning example-augmented generation.** We then guide the black-box LLM  $\mathcal{M}$  using the retrieved examples. Standard few-shot prompting often provides relevant examples but lacks guidance on how the given information should be interpreted to reach the correct response. In contrast, our approach supplies not only structured features and factors but also personalized reasoning paths, illustrating how such information has been used in prior response generation. Formally, we perform inference by prompting  $\mathcal{M}$  on the target query  $q'$ , its extracted representations  $\mathcal{G}_{q'}$ , user-specific factor  $\mathcal{C}_u$ , and the retrieved reasoning examples  $\mathcal{S}_{u,q'}^{\text{ret}}$ , i.e.,  $r_{q'}, a' = \mathcal{M}(q', \mathcal{G}_{q'}, \mathcal{C}_u, \mathcal{S}_{u,q'}^{\text{ret}})$ . By incorporating the personalized reasoning examples, the model is better able to interpret user-specific reasoning logic, enabling both effective personalization and transparent interpretation grounded in structured components and previous reasoning paths. Please refer to Appendix F and G for examples and prompts.

## 4 Experiments

### 4.1 Experimental Setup

**Datasets.** Our framework is evaluated on four personalization tasks in NLP including text classification, regression, text generation, and question answering. Three tasks are adopted from the LaMP benchmark [18]—LaMP-2 for movie tagging, LaMP-3 for predicting product ratings, and LaMP-5 for generating scholarly paper titles. Each task is subsampled with 50, 100, and 100 users, respectively, from the original time-based validation splits. Each user’s history is then split into training and test sets in a 9:1 ratio based on chronological order. For personalized question answering, the GlobalOpinionQA (GOQA) dataset [38] is used, where each country is treated as a distinct user group. Following [16], the labels are converted to a single answer by selecting the option with the highest probability, using only instances where this probability exceeds a threshold of 0.8 to ensure label quality. As a result, we obtained 46 user groups (countries) and, for consistency, split each into training and test sets with a 9:1 ratio. Details of datasets are available in Appendix C.1.

**Baselines.** Our proposed method is compared against a range of baselines for black-box LLM personalization. In addition to the Zero-shot setting, basic personalization methods are considered, including in-context learning (ICL), retrieval-augmented generation (RAG) [18], profile-augmented prompting (PAG) [19], which incorporate user context into input context. HYDRA [17] is included as a plug-and-play personalization method that uses auxiliary modules such as rerankers and adapters to prioritize user-aligned content without modifying the core LLM. Fermi [16], a prompt-based method that iteratively optimizes input prompts using user profiles and feedback from misaligned responses, is also considered. Details of baseline implementations are available in Appendix C.2.

**Evaluation metrics.** Following [18, 17, 16], accuracy (Acc.) and F1 score (F1) are used for LaMP-2, mean absolute error (MAE) and root mean squared error (RMSE) for LaMP-3, and ROUGE-1 (R-1) [39], ROUGE-L (R-L) [40] for LaMP-5. We report accuracy for the GOQA [38].

Table 1: Overall performance comparison across all benchmarks. For each method, the +CoT variant denotes the use of Chain-of-Thought prompting during inference. RPM (w/o Reasoning) disables reasoning generation for the target query while keeping retrieved reasoning paths in the input context. Bold and underlined values indicate the best and second-best scores for each metric, respectively.

Dataset		LaMP-2		LaMP-3		LaMP-5		GOQA
Method	+CoT	Acc. $\uparrow$	F1 $\uparrow$	MAE $\downarrow$	RMSE $\downarrow$	R-1 $\uparrow$	R-L $\uparrow$	Acc. $\uparrow$
Zero-shot	✓	0.430	0.360	0.361	0.680	0.446	0.364	0.562
		0.411	0.337	0.323	0.630	0.434	0.376	0.557
ICL	✓	0.495	0.412	0.333	0.638	0.455	0.395	0.695
		0.471	0.374	0.317	0.625	0.460	0.405	0.681
RAG	✓	0.526	0.438	0.363	0.687	0.462	0.405	0.773
		0.493	0.415	0.366	0.690	<u>0.469</u>	<u>0.412</u>	0.800
PAG	✓	0.525	<u>0.444</u>	0.331	0.662	0.463	0.404	0.795
		0.513	0.431	0.339	0.672	0.464	0.405	<u>0.820</u>
HYDRA	✓	0.526	0.437	0.324	0.656	0.463	0.406	0.800
		0.496	0.406	0.353	0.672	0.465	0.409	0.806
Fermi	✓	<u>0.526</u>	0.437	0.328	0.628	0.465	0.402	0.800
		0.476	0.377	0.312	0.635	0.453	0.395	0.659
RPM (w/o Reasoning)		0.510	0.398	<u>0.305</u>	<u>0.599</u>	0.466	0.388	<u>0.820</u>
RPM		<b>0.561</b>	<b>0.463</b>	<b>0.259</b>	<b>0.548</b>	<b>0.492</b>	<b>0.416</b>	<b>0.852</b>

**Implementation details.** For all baselines and our proposed RPM, we adopt GPT-4o-mini [41] as the black-box LLM backbone. We use Contriever [42] as the default retriever for a few-shot example selection, with the number of retrieved examples fixed to 3 in all default settings. During inference, we set the decoding temperature to 0.0 to ensure deterministic outputs. All of the prompt templates used for all tasks are provided in the Appendix G.

## 4.2 Main Results

Table 1 reports the performance for four personalization tasks from the LaMP and GOQA benchmarks. Compared to the Zero-shot, all the baseline methods tend to show improved performance by incorporating user-specific context through few-shot prompting, reranking, or prompt-level optimization. However, these methods focus on the response-level personalization, adapting outputs based on contextual signals without explicitly modeling individual reasoning process.

To examine whether reasoning-inductive prompting can address this limitation, we evaluate the same baselines with chain-of-thought (CoT) [43, 44] reasoning prompts. While CoT is designed to guide the model through intermediate reasoning steps, our results show that it does not consistently improve personalization performance. In several cases, it even leads to degradation, generating longer outputs that are syntactically plausible but misaligned with the user’s actual decision process. These inconsistencies suggest that CoT alone is insufficient: without structured grounding in user-specific reasoning, it merely encourages generic logic rather than meaningful personalization.

In contrast, RPM explicitly targets reasoning-level personalization by constructing user-specific factors from history and using them to generate and retrieve personalized reasoning paths. This allows the model to not only produce outputs aligned with user preferences, but also to reason in ways that reflect the user’s underlying reasoning logic. Across all tasks, RPM consistently outperforms response-level approaches, demonstrating that grounding inference in structured data and personal reasoning is more effective than relying on prompt-level augmentation. We provide additional results in the Appendix D, including backbone variations(Appendix D.5), cost analysis(Appendix D.4), and cross-model transferability(Appendix D.5).

We also evaluate our method without performing explicit reasoning. Notably, some results show that the model can still generate effective responses, suggesting that the provided personalized reasoning examples offer implicit guidance on how to utilize the input, even without explicit reasoning. However,

Table 2: Ablation study of RPM by adding input components to the zero-shot setting. A simple CoT reasoning example (without using features and factors) is denoted by  $r_{q_i}^{\text{CoT}} = \mathcal{M}(p_{\text{reason}}, q_i; a_i)$ . Bold and underlined values indicate the best and second-best scores for each metric, respectively.

Dataset			LaMP-2		LaMP-3		LaMP-5		GOQA
Method	Input	Output	Acc. $\uparrow$	F1 $\uparrow$	MAE $\downarrow$	RMSE $\downarrow$	R-1 $\uparrow$	R-L $\uparrow$	Acc. $\uparrow$
Zero-shot	$q'$	$a'$	0.430	0.360	0.361	0.680	0.446	0.364	0.562
Zero-shot	$q', \mathcal{G}_{q'}, \mathcal{C}_u$	$a'$	0.465	0.370	0.287	0.576	0.427	0.347	0.647
Few-shot	$q', \mathcal{G}_{q'}, \mathcal{C}_u, \{(q_i, a_i)\}$	$a'$	0.485	0.392	<u>0.274</u>	<u>0.565</u>	0.466	0.389	0.755
Few-shot	$q', \mathcal{G}_{q'}, \mathcal{C}_u, \{(q_i, \mathcal{G}_{q_i}, a_i)\}$	$a'$	0.484	0.393	0.288	0.572	0.466	0.393	<u>0.806</u>
Few-shot	$q', \{(q_i, r_{q_i}^{\text{CoT}}, a_i)\}$	$r_{q'}, a'$	<u>0.492</u>	<u>0.416</u>	0.385	0.715	<u>0.468</u>	<u>0.411</u>	0.735
RPM	$q', \mathcal{G}_{q'}, \mathcal{C}_u, \{(q_i, \mathcal{G}_{q_i}, r_{q_i}, a_i)\}$	$r_{q'}, a'$	<b>0.561</b>	<b>0.463</b>	<b>0.259</b>	<b>0.548</b>	<b>0.492</b>	<b>0.416</b>	<b>0.852</b>

omitting reasoning leads to a consistent performance drop across all tasks, emphasizing the importance of explicit reasoning generation.

### 4.3 Ablation Studies

To evaluate the contribution of each component in our framework to personalization performance, we conduct an ablation study, as summarized in Table 2. Starting from a Zero-shot setting that uses only the target query, we incrementally incorporate user-specific query context: user-specific statistical factors, retrieved query-answer pairs, target query features, and reasoning paths. We observe general trend of performance improvements across tasks at each stage, indicating that both static user representations and contextualized examples contribute meaningfully to personalization. Notably, the inclusion of reasoning paths—even without user-specific personalization—yields substantial gains, demonstrating that reasoning plays a critical role in enhancing personalization performance. The greatest improvement is achieved when personalized reasoning paths are introduced, which model user-specific reasoning logic. These findings validate that effective personalization requires not only incorporating comprehensive user information, but also modeling how individual users reason.

We also observe that even when reasoning paths are constructed solely from raw query-response pairs and used as reasoning examples, the model still achieves strong performance. However, when the reasoning examples and the target query input lack explicit features and factors, performance significantly drops. This suggests that features and factors not only enhance the interpretability of reasoning and facilitate more effective retrieval, but also serve as a crucial foundation and reference point for performing personalized reasoning.

### 4.4 Evaluating Reasoning-level Interpretability

We evaluate the quality of generated reasoning through a human study conducted on Amazon Mechanical Turk (AMT), comparing RPM against HYDRA and Fermi, both augmented with CoT prompting. We randomly sample 50 examples from each dataset and ask five human annotators per example to assess the reasoning quality across six criteria: Persuasiveness, Reasonability, Faithfulness, Interpretability, Alignment, and Overall Quality. Adapted from prior work [31], these criteria are designed to evaluate both the interpretability of the reasoning and its consistency with user-specific logic. Overall, RPM receives favorable evaluations across all dimensions, with particularly high scores in interpretability and alignment (Figure 3 Left). This suggests that the structured input

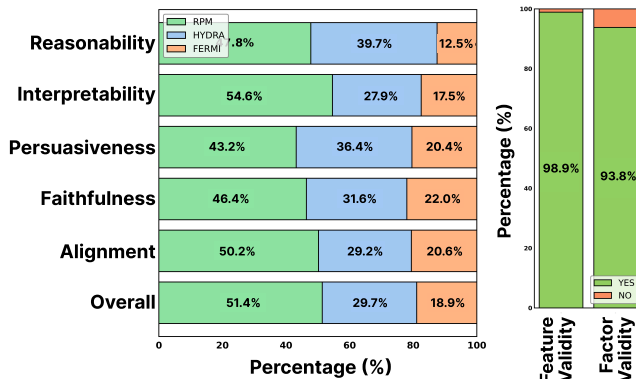


Figure 3: Human evaluation on reasoning quality and validity of feature and factor.



Table 3: Comparison of retrieval strategies using different sources and methods. Examples are retrieved from either user history ( $\mathcal{H}_u$ ) or reasoning-augmented history ( $\mathcal{S}_u$ ). For example retrieval, the target query  $q'$  or its extracted features  $\mathcal{G}_{q'}$  can serve as an input query for each retriever.

Dataset			LaMP-2		LaMP-3		LaMP-5		GOQA
Source	Retriever		Acc. $\uparrow$	F1 $\uparrow$	MAE $\downarrow$	RMSE $\downarrow$	R-1 $\uparrow$	R-L $\uparrow$	Acc. $\uparrow$
$\mathcal{H}_u$	Random	$q'$	0.495	0.412	<u>0.333</u>	<b>0.638</b>	0.455	0.395	0.695
	BM25	$q'$	0.520	0.432	0.375	0.707	0.464	0.407	<u>0.805</u>
	Contriever	$q'$	<u>0.526</u>	0.438	0.363	0.687	0.462	0.405	0.773
	HYDRA-R	$q'$	0.521	0.428	<b>0.329</b>	<u>0.661</u>	<u>0.468</u>	<u>0.412</u>	0.790
	Contriever	$\mathcal{G}_{q'}$	<b>0.530</b>	<b>0.440</b>	0.373	0.705	<b>0.484</b>	<b>0.409</b>	<b>0.809</b>
$\mathcal{S}_u$	Random	$q'$	0.512	0.405	0.280	<u>0.563</u>	0.463	0.387	0.809
	BM25	$q'$	0.509	0.429	0.297	0.584	<u>0.483</u>	<u>0.410</u>	<u>0.842</u>
	Contriever	$q'$	<u>0.542</u>	<u>0.459</u>	<u>0.272</u>	0.565	0.478	0.400	0.837
	Contriever	$\mathcal{G}_{q'}$	<b>0.561</b>	<b>0.463</b>	<b>0.259</b>	<b>0.548</b>	<b>0.492</b>	<b>0.416</b>	<b>0.852</b>

components employed by RPM are clearly reflected in the model’s outputs through personalized reasoning, thereby enhancing transparency and user-aligned logic. We further evaluate whether the features and factors generated by the LLM fulfill their intended roles. Results indicate that most extracted features are plausibly influential to user responses, and the constructed factors effectively cluster semantically related features in a coherent and meaningful way (Figure 3 Right). Detailed descriptions of each evaluation criterion, the human evaluation protocol, example annotations and case studies are provided in the Appendix C.4.

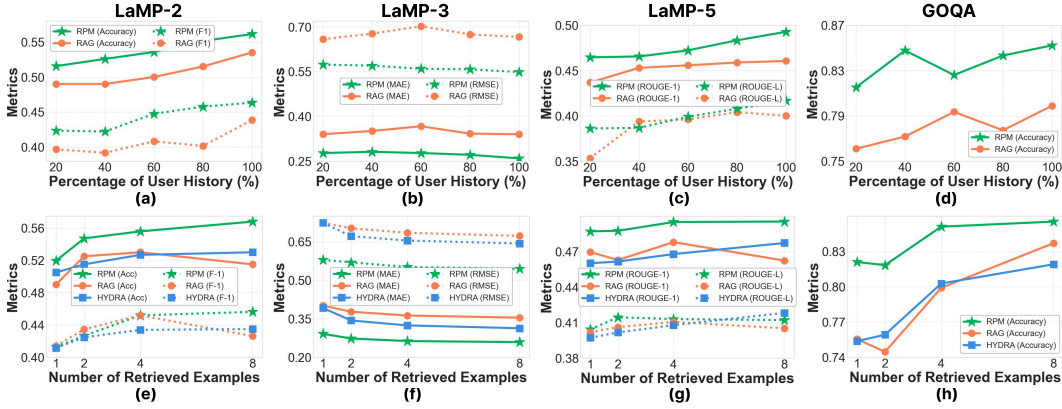


Figure 4: Performance impact of user context scale. Subfigures (a)–(d) show the effect of varying the proportion of user history, and (e)–(h) show the effect of the number of retrieved examples.

#### 4.5 Effectiveness of the Retrieval Strategy

We investigate how different retrieval strategies affect personalization performance, focusing on both the source of examples and the retrieval method in Table 3. Overall, feature-based retrieval from the reasoning-augmented user history,  $\mathcal{S}_u$  yields the most consistent and robust performance across tasks. In the upper section, methods like BM25, Contriever, and the HYDRA reranker retrieve examples based on superficial similarity to the raw query. While they show modest improvements over random selection, their effectiveness is limited—often retrieving topically relevant but decision-irrelevant examples. By contrast, the lower section uses structured retrieval over features and reasoning traces stored in  $\mathcal{S}_u$ . These representations better reflect the user’s decision patterns, enabling retrieval that is both contextually and logically aligned. The consistent gains highlight that retrieving from structured, user-specific memory is far more effective than relying on raw queries alone.

## 4.6 Impact of User Context Scale on Personalization

**Impact of user history length.** To assess the effect of user history length on personalization performance, we vary the number of examples from user history used to construct user-specific features and factors. As shown in Figure 4, even a small number of examples enables a meaningful degree of personalization, confirming the feasibility of our approach in low-resource settings. Nevertheless, performance continues to improve with longer histories, indicating that richer context allows for more precise modeling of user decision patterns and reasoning preferences.

**Effect of the number of retrieved examples** To examine the impact of the number of examples on the performance of the personalization, we vary the number of retrieved user information which are provided to the model as a user-specific target query context. As shown in Figure 4, increasing the number of examples leads to consistent performance improvements, particularly when examples are selected based on reasoning-level similarity. This result supports our hypothesis that a richer set of aligned reasoning paths can better guide the model toward user-specific inference.

## 5 Conclusion

We propose RPM, a novel personalization framework for black-box LLMs. RPM is designed to achieve reasoning-level personalization by aligning the model’s generation process with user-specific reasoning logic. Our extensive evaluations across various tasks demonstrate that RPM not only outperforms existing personalization methods, but also that each component is essential for effective personalization. Moreover, the personalized reasoning generated by RPM is interpretable through structured input components and reflects the user’s individual reasoning process by referencing their personal logic. This work represents a paradigm shift in black-box LLM personalization, moving from conventional response-level approaches to a novel reasoning-level personalization framework.

## References

- [1] Dan Hendrycks, Collin Burns, Steven Basart, Andy Zou, Mantas Mazeika, Dawn Song, and Jacob Steinhardt. Measuring massive multitask language understanding. *arXiv preprint arXiv:2009.03300*, 2020.
- [2] Jaehyung Kim, Dongyoung Kim, and Yiming Yang. Learning to correct for qa reasoning with black-box llms. *arXiv preprint arXiv:2406.18695*, 2024.
- [3] Junling Liu, Chao Liu, Peilin Zhou, Renjie Lv, Kang Zhou, and Yan Zhang. Is chatgpt a good recommender? a preliminary study. *arXiv preprint arXiv:2304.10149*, 2023.
- [4] Sunhao Dai, Ninglu Shao, Haiyuan Zhao, Weijie Yu, Zihua Si, Chen Xu, Zhongxiang Sun, Xiao Zhang, and Jun Xu. Uncovering chatgpt’s capabilities in recommender systems. In *Proceedings of the 17th ACM Conference on Recommender Systems*, pages 1126–1132, 2023.
- [5] Zhi Zheng, Zhaopeng Qiu, Xiao Hu, Likang Wu, Hengshu Zhu, and Hui Xiong. Generative job recommendations with large language model. *arXiv preprint arXiv:2307.02157*, 2023.
- [6] Likang Wu, Zhaopeng Qiu, Zhi Zheng, Hengshu Zhu, and Enhong Chen. Exploring large language model for graph data understanding in online job recommendations. In *Proceedings of the AAAI Conference on Artificial Intelligence*, volume 38, pages 9178–9186, 2024.
- [7] Qijiong Liu, Nuo Chen, Tetsuya Sakai, and Xiao-Ming Wu. Once: Boosting content-based recommendation with both open-and closed-source large language models. In *Proceedings of the 17th ACM International Conference on Web Search and Data Mining*, pages 452–461, 2024.
- [8] Hanjia Lyu, Song Jiang, Hanqing Zeng, Yinglong Xia, Qifan Wang, Si Zhang, Ren Chen, Christopher Leung, Jiajie Tang, and Jiebo Luo. Llm-rec: Personalized recommendation via prompting large language models. *arXiv preprint arXiv:2307.15780*, 2023.
- [9] Tom Brown, Benjamin Mann, Nick Ryder, Melanie Subbiah, Jared D Kaplan, Prafulla Dhariwal, Arvind Neelakantan, Pranav Shyam, Girish Sastry, Amanda Askell, et al. Language models are few-shot learners. *Advances in neural information processing systems*, 33:1877–1901, 2020.

- [10] Josh Achiam, Steven Adler, Sandhini Agarwal, Lama Ahmad, Ilge Akkaya, Florencia Leoni Aleman, Diogo Almeida, Janko Altschmidt, Sam Altman, Shyamal Anadkat, et al. Gpt-4 technical report. *arXiv preprint arXiv:2303.08774*, 2023.
- [11] Gemini Team, Petko Georgiev, Ving Ian Lei, Ryan Burnell, Libin Bai, Anmol Gulati, Garrett Tanzer, Damien Vincent, Zhufeng Pan, Shibo Wang, et al. Gemini 1.5: Unlocking multimodal understanding across millions of tokens of context. *arXiv preprint arXiv:2403.05530*, 2024.
- [12] Aakanksha Chowdhery, Sharan Narang, Jacob Devlin, Maarten Bosma, Gaurav Mishra, Adam Roberts, Paul Barham, Hyung Won Chung, Charles Sutton, Sebastian Gehrmann, et al. Palm: Scaling language modeling with pathways. *Journal of Machine Learning Research*, 24(240): 1–113, 2023.
- [13] Jiahong Liu, Zexuan Qiu, Zhongyang Li, Quanyu Dai, Jieming Zhu, Minda Hu, Menglin Yang, and Irwin King. A survey of personalized large language models: Progress and future directions. *arXiv preprint arXiv:2502.11528*, 2025.
- [14] Zhehao Zhang, Ryan A Rossi, Branislav Kveton, Yijia Shao, Diyi Yang, Hamed Zamani, Franck Dernoncourt, Joe Barrow, Tong Yu, Sungchul Kim, et al. Personalization of large language models: A survey. *arXiv preprint arXiv:2411.00027*, 2024.
- [15] Hannah Rose Kirk, Bertie Vidgen, Paul Röttger, and Scott A Hale. Personalisation within bounds: A risk taxonomy and policy framework for the alignment of large language models with personalised feedback. *arXiv preprint arXiv:2303.05453*, 2023.
- [16] Jaehyung Kim and Yiming Yang. Few-shot personalization of llms with mis-aligned responses. *arXiv preprint arXiv:2406.18678*, 2024.
- [17] Yuchen Zhuang, Haotian Sun, Yue Yu, Rushi Qiang, Qifan Wang, Chao Zhang, and Bo Dai. Hydra: Model factorization framework for black-box llm personalization. *arXiv preprint arXiv:2406.02888*, 2024.
- [18] Alireza Salemi, Sheshera Mysore, Michael Bendersky, and Hamed Zamani. Lamp: When large language models meet personalization. *arXiv preprint arXiv:2304.11406*, 2023.
- [19] Chris Richardson, Yao Zhang, Kellen Gillespie, Sudipta Kar, Arshdeep Singh, Zeynab Raeesy, Omar Zia Khan, and Abhinav Sethy. Integrating summarization and retrieval for enhanced personalization via large language models. *arXiv preprint arXiv:2310.20081*, 2023.
- [20] Yunjia Xi, Weiwen Liu, Jianghao Lin, Xiaoling Cai, Hong Zhu, Jieming Zhu, Bo Chen, Ruiming Tang, Weinan Zhang, and Yong Yu. Towards open-world recommendation with knowledge augmentation from large language models. In *Proceedings of the 18th ACM Conference on Recommender Systems*, pages 12–22, 2024.
- [21] Sunghwan Kim, Tongyoung Kim, Kwangwook Seo, Jinyoung Yeo, and Dongha Lee. Stop playing the guessing game! target-free user simulation for evaluating conversational recommender systems. *arXiv preprint arXiv:2411.16160*, 2024.
- [22] Chenkai Sun, Ke Yang, Revanth Gangi Reddy, Yi R Fung, Hou Pong Chan, Kevin Small, ChengXiang Zhai, and Heng Ji. Persona-db: Efficient large language model personalization for response prediction with collaborative data refinement. *arXiv preprint arXiv:2402.11060*, 2024.
- [23] Tongyoung Kim, Jeongeun Lee, Soojin Yoon, and Seonghwan Kim. Towards personalized conversational sales agents with contextual user profiling for strategic action. *arXiv preprint arXiv:2504.08754*, 2025.
- [24] Wang-Cheng Kang, Jianmo Ni, Nikhil Mehta, Maheswaran Sathiamoorthy, Lichan Hong, Ed Chi, and Derek Zhiyuan Cheng. Do llms understand user preferences? evaluating llms on user rating prediction. *arXiv preprint arXiv:2305.06474*, 2023.
- [25] Dario Di Palma, Giovanni Maria Biancofiore, Vito Walter Anelli, Fedelucio Narducci, Tommaso Di Noia, and Eugenio Di Sciascio. Evaluating chatgpt as a recommender system: A rigorous approach. *arXiv preprint arXiv:2309.03613*, 2023.

- [26] Lei Wang and Ee-Peng Lim. Zero-shot next-item recommendation using large pretrained language models. *arXiv preprint arXiv:2304.03153*, 2023.
- [27] Alireza Salemi, Surya Kallumadi, and Hamed Zamani. Optimization methods for personalizing large language models through retrieval augmentation. In *Proceedings of the 47th International ACM SIGIR Conference on Research and Development in Information Retrieval*, pages 752–762, 2024.
- [28] Yunfan Gao, Yun Xiong, Xinyu Gao, Kangxiang Jia, Jinliu Pan, Yuxi Bi, Yixin Dai, Jiawei Sun, Haofen Wang, and Haofen Wang. Retrieval-augmented generation for large language models: A survey. *arXiv preprint arXiv:2312.10997*, 2:1, 2023.
- [29] Cheng Li, Mingyang Zhang, Qiaozhu Mei, Yaqing Wang, Spurthi Amba Hombaiah, Yi Liang, and Michael Bendersky. Teach llms to personalize—an approach inspired by writing education. *arXiv preprint arXiv:2308.07968*, 2023.
- [30] EunJeong Hwang, Bodhisattwa Prasad Majumder, and Niket Tandon. Aligning language models to user opinions. *arXiv preprint arXiv:2305.14929*, 2023.
- [31] Jieyong Kim, Hyunseo Kim, Hyunjin Cho, SeongKu Kang, Buru Chang, Jinyoung Yeo, and Dongha Lee. Review-driven personalized preference reasoning with large language models for recommendation. corr, abs/2408.06276, 2024. doi: 10.48550. *arXiv preprint ARXIV.2408.06276*.
- [32] Jieyong Kim, Ryang Heo, Yongsik Seo, SeongKu Kang, Jinyoung Yeo, and Dongha Lee. Self-consistent reasoning-based aspect-sentiment quad prediction with extract-then-assign strategy. In Lun-Wei Ku, Andre Martins, and Vivek Srikumar, editors, *Findings of the Association for Computational Linguistics: ACL 2024*, pages 7295–7303, Bangkok, Thailand, August 2024. Association for Computational Linguistics. doi: 10.18653/v1/2024.findings-acl.435. URL <https://aclanthology.org/2024.findings-acl.435/>.
- [33] Yongsik Seo, Sungwon Song, Ryang Heo, Jieyong Kim, and Dongha Lee. Make compound sentences simple to analyze: Learning to split sentences for aspect-based sentiment analysis. In Yaser Al-Onaizan, Mohit Bansal, and Yun-Nung Chen, editors, *Findings of the Association for Computational Linguistics: EMNLP 2024*, pages 11171–11184, Miami, Florida, USA, November 2024. Association for Computational Linguistics. doi: 10.18653/v1/2024.findings-emnlp.653. URL <https://aclanthology.org/2024.findings-emnlp.653/>.
- [34] Zihan Wang, Jingbo Shang, and Ruiqi Zhong. Goal-driven explainable clustering via language descriptions. In Houda Bouamor, Juan Pino, and Kalika Bali, editors, *Proceedings of the 2023 Conference on Empirical Methods in Natural Language Processing*, pages 10626–10649, Singapore, December 2023. Association for Computational Linguistics. doi: 10.18653/v1/2023.emnlp-main.657. URL <https://aclanthology.org/2023.emnlp-main.657/>.
- [35] Maarten De Raedt, Frédéric Godin, Thomas Demeester, and Chris Develder. Idas: Intent discovery with abstractive summarization. *arXiv preprint arXiv:2305.19783*, 2023.
- [36] Vijay Viswanathan, Kiril Gashteovski, Kiril Gashteovski, Carolin Lawrence, Tongshuang Wu, and Graham Neubig. Large language models enable few-shot clustering. *Transactions of the Association for Computational Linguistics*, 12:321–333, 2024.
- [37] Yuwei Zhang, Zihan Wang, and Jingbo Shang. Clusterllm: Large language models as a guide for text clustering. *arXiv preprint arXiv:2305.14871*, 2023.
- [38] Esin Durmus, Karina Nguyen, Thomas I Liao, Nicholas Schiefer, Amanda Askell, Anton Bakhtin, Carol Chen, Zac Hatfield-Dodds, Danny Hernandez, Nicholas Joseph, et al. Towards measuring the representation of subjective global opinions in language models. *arXiv preprint arXiv:2306.16388*, 2023.
- [39] Chin-Yew Lin and Eduard Hovy. Automatic evaluation of summaries using n-gram co-occurrence statistics. In *Proceedings of the 2003 human language technology conference of the North American chapter of the association for computational linguistics*, pages 150–157, 2003.

- [40] Chin-Yew Lin and Franz Josef Och. Automatic evaluation of machine translation quality using longest common subsequence and skip-bigram statistics. In *Proceedings of the 42nd annual meeting of the association for computational linguistics (ACL-04)*, pages 605–612, 2004.
- [41] Aaron Hurst, Adam Lerer, Adam P Goucher, Adam Perelman, Aditya Ramesh, Aidan Clark, AJ Ostrow, Akila Welihinda, Alan Hayes, Alec Radford, et al. Gpt-4o system card. *arXiv preprint arXiv:2410.21276*, 2024.
- [42] Gautier Izacard, Mathilde Caron, Lucas Hosseini, Sebastian Riedel, Piotr Bojanowski, Armand Joulin, and Edouard Grave. Unsupervised dense information retrieval with contrastive learning. *arXiv preprint arXiv:2112.09118*, 2021.
- [43] Jason Wei, Xuezhi Wang, Dale Schuurmans, Maarten Bosma, Fei Xia, Ed Chi, Quoc V Le, Denny Zhou, et al. Chain-of-thought prompting elicits reasoning in large language models. *Advances in neural information processing systems*, 35:24824–24837, 2022.
- [44] Takeshi Kojima, Shixiang Shane Gu, Machel Reid, Yutaka Matsuo, and Yusuke Iwasawa. Large language models are zero-shot reasoners. *Advances in neural information processing systems*, 35:22199–22213, 2022.
- [45] Peter L Spirtes. Directed cyclic graphical representations of feedback models. *arXiv preprint arXiv:1302.4982*, 2013.
- [46] Peter Spirtes, Clark Glymour, Richard Scheines, Stuart Kauffman, Valerio Aimale, and Frank Wimberly. Constructing bayesian network models of gene expression networks from microarray data. 2000.
- [47] David Maxwell Chickering. Optimal structure identification with greedy search. *Journal of machine learning research*, 3(Nov):507–554, 2002.

## A Algorithm Details

Algorithm 1 outlines the overall pipeline of RPM.

---

### Algorithm 1 RPM: Reasoning-Level Personalization for Black-Box LLMs

---

**Input:** user  $u$  with history  $\mathcal{H}_u = \{(q_i, a_i)\}_{i=1}^N$ ; target query  $q'$ ; black-box LLM  $\mathcal{M}$   
**Output:** personalized reasoning  $r_{q'}$ ; personalized response  $a'$   
**Definitions:**  $\mathcal{G}_q$  – feature set from  $q$ ;  $\mathcal{C}_u$  – factor set  $\{(F^{(m)}, \theta^{(m)})\}$ ;  $\mathcal{S}_u$  – memory of  $(q, \mathcal{G}_q, r_q, a)$   
**Stage 1 – Personalized Factor Construction**  
1: **for all**  $(q_i, a_i) \in \mathcal{H}_u$  **do**  
2:    $\mathcal{G}_{q_i} \leftarrow \text{FEATUREEXTRACT}_{\mathcal{M}}(q_i)$  ▷ extract features with  $\mathcal{M}$   
3: **end for**  
4:  $\{F^{(m)}\}_{m=1}^M \leftarrow \text{LLMCLUSTER}_{\mathcal{M}}\left(\bigcup_{(q_i, a_i) \in \mathcal{H}_u} \mathcal{G}_{q_i}\right)$  ▷ semantic grouping of features with  $\mathcal{M}$   
5:  $\mathcal{C}_u \leftarrow \emptyset$  ▷ initialize factor set with statistics  
6: **for all**  $F^{(m)} \in \{F^{(m)}\}_{m=1}^M$  **do**  
7:   **if** task has discrete classes **then**  
8:      $\theta^{(m)} \leftarrow \text{COMPUTEPROPENSITY}(F^{(m)})$  ▷ compute propensity via Eq. (3)  
9:   **else**  
10:      $\text{cov}^{(m)} \leftarrow \text{COMPUTECOVERAGE}(F^{(m)})$  ▷ compute coverage via Eq. (4)  
11:      $\text{inf}^{(m)} \leftarrow \text{COMPUTEINFLUENCE}(F^{(m)})$  ▷ compute influence via Eq. (5) with  $\mathcal{M}$   
12:      $\text{pol}^{(m)} \leftarrow \text{COMPUTEPOLARITY}(F^{(m)})$  ▷ compute polarity via Eq. (6) with  $\mathcal{M}$   
13:      $\theta^{(m)} \leftarrow (\text{cov}^{(m)}, \text{inf}^{(m)}, \text{pol}^{(m)})$  ▷ store three statistics  
14:   **end if**  
15:    $\mathcal{C}_u \leftarrow \mathcal{C}_u \cup (F^{(m)}, \theta^{(m)})$  ▷ append factor + stats to  $\mathcal{C}_u$   
16: **end for**  
**Stage 2 – Personalized Reasoning Construction**  
17: **for all**  $(q_i, a_i) \in \mathcal{H}_u$  **do**  
18:    $r_{q_i} \leftarrow \text{GENERATEREASONING}_{\mathcal{M}}(q_i, \mathcal{G}_{q_i}, \mathcal{C}_u, a_i)$  ▷ generate personalized reasoning with  $\mathcal{M}$   
19:    $\mathcal{S}_u \leftarrow \mathcal{S}_u \cup (q_i, \mathcal{G}_{q_i}, r_{q_i}, a_i)$   
20: **end for**  
**Stage 3 – Reasoning-Aligned Generation**  
21:  $\mathcal{G}_{q'} \leftarrow \text{FEATUREEXTRACT}_{\mathcal{M}}(q')$  ▷ extract features from  $q'$  with  $\mathcal{M}$   
22:  $\mathcal{S}_{u, q'}^{\text{ret}} \leftarrow \text{RETRIEVETOPK}(\mathcal{S}_u, \mathcal{G}_{q'})$  ▷ feature-based retrieval via Eq. (7)  
23:  $(r_{q'}, a') \leftarrow \text{GENERATEREASONING}_{\mathcal{M}}(q', \mathcal{G}_{q'}, \mathcal{C}_u, \mathcal{S}_{u, q'}^{\text{ret}})$  ▷ generate with reasoning-examples with  $\mathcal{M}$   
24: **return**  $(r_{q'}, a')$

---

## B LLM-based Clustering Details

Among available clustering methods, we adopt the **Propose-Assign-Select (PAS)** framework [34], which is LLM-based goal-driven explainable clustering method. PAS evaluates both a feature’s name and its context with LLM’s powerful semantic understanding capability, enabling the algorithm to group features that affect the user’s response in similar ways and to provide a natural-language explanation for every resulting group.

**Feature pool.** For a user history  $\mathcal{H}_u = \{(q_i, a_i)\}_{i=1}^N$  we extract feature sets  $\{\mathcal{G}_{q_i}\}_{i=1}^N$  (Sec. 3.2) and form their union, denoted  $\bigcup_i \mathcal{G}_{q_i}$ , as the pool to be clustered.

**Iterative PAS cycle** ( $\leq R_{\max}$  rounds,  $R_{\max} = 3$ ). All LLM-based operations in PAS—including proposing candidate factors, assigning features, and handling residuals—are conducted using the same backbone model, gpt-4o-mini [41].

At the beginning of each round, we sample a *new random subset* corresponding to 30% of the entire feature pool, restricted to features that have not yet been covered. This subset is used solely in the **Propose** stage to generate a diverse set of candidate factors while keeping the prompt length manageable. The subsequent **Assign** and **Select** stages operate on the entire uncovered feature pool using the full set of candidate factors generated in the current round.

1. **Propose:** The proposer model receives a randomly sampled subset of the uncovered features (covering 30% of the full pool) and the goal prompt, and returns  $L$  natural-language candidate factors  $\{F_l\}_{l=1}^L$ . This subset is used only for factor generation, not for assignment or selection.

2. **Assign:** For each uncovered feature  $f$  in the full pool, the assigner model receives the entire set of candidate factors  $\{F_l\}_{l=1}^L$  and decides if  $f$  matches any of them, and if so, assigns it to the most relevant one. The model is instructed to assign  $f$  to at most one semantically most relevant factor, and to skip assignment if no appropriate match exists. Based on the assignment result, we populate the assignment matrix  $A \in \{0, 1\}^{|\mathcal{G}| \times L}$ , where each row corresponds to a feature and each column to a candidate factor. Specifically,  $A(f, F_l) = 1$  indicates that feature  $f$  is assigned to candidate factor  $F_l$ , while  $A(f, F_l) = 0$  otherwise.
3. **Select:** To select factors most efficiently without duplication, we iteratively choose those with minimal overlap and maximal coverage, assembling a compact set of highly representative clusters. Specifically, we maintain a set of “remaining” features not yet associated with any chosen factor (initially all features). At each step, we select the factor that covers the largest number of these remaining features, remove those features from the set, and repeat until the remaining set is empty or we have chosen  $P_{\max}$  factors. If fewer than 95% of features have been accounted for after selecting  $P_{\max}$  factors, we initiate a new round with the remaining unassigned features.

Balancing factor representativeness against the typical feature count per user, we set  $L = 16$  candidate factors per round and  $P_{\max} = 8$  as the maximum factors selected in each iteration.

**Handling residual features.** After the iteration, every feature that remains unassigned is re-evaluated by the assigner model with an additional prompt instructing it to assign each residual item to the most semantically suitable existing factor. This step raises the average coverage per user above 99%.

**Factor set.** PAS outputs a set of  $M$  factors  $\{F^{(m)}\}_{m=1}^M$ , where each factor  $F^{(m)}$  comprises a factor name and the set of features assigned to it, linking each feature to its corresponding factor. These factors constitute the structure on which we later compute statistical summaries such as propensity, influence, and polarity for reasoning-level personalization.

Further implementation details are available in the provided code and in the original paper [34].

## C Experimental Details

### C.1 Dataset and Task Details

We conduct evaluations on four personalization tasks: classification, regression, generation, and question answering, sourced from the LaMP benchmark [18] and GlobalOpinionQA (GOQA) [38], each of which presents unique challenges for modeling user-specific decision-making patterns.

- **LaMP-2:** Multi-Label Movie Tag Classification. This task involves predicting a single user-assigned tag for a movie based on its description. Each user is associated with a history of previously tagged movies, which serves as their profile. Only the 15 most popular tags from the MovieLens dataset are used as labels. We subsample 50 users from the original time-based validation split. Each user history is partitioned into 36 training and 4 test samples in chronological order.
- **LaMP-3:** Product Rating Prediction. This task involves predicting the 1–5 star rating that a user would assign to a product based on their review. We subsample 100 users with sufficiently long review histories, each split into 90 training and 10 test samples by timestamp. We evaluate model performance using Mean Absolute Error (MAE) and Root Mean Squared Error (RMSE), following the original evaluation protocol of LaMP.
- **LaMP-5:** Scholarly Title Generation. This task aims to generate an academic title for a given paper abstract, reflecting the user’s stylistic preferences. Each user represents an author who has written multiple papers, with available abstracts and titles. We sample 100 users, each with 90 training and 10 test samples sorted chronologically. Evaluation is based on ROUGE-1 and ROUGE-L metrics to measure lexical overlap between generated and reference titles.
- **GOQA:** Personalized Question Answering. GOQA is a multiple-choice QA task built on global opinion surveys. Each user corresponds to a demographic group defined by country. The goal is to predict the answer most likely to be selected by a given group for each question. We include only high-confidence samples (where the top answer’s selection rate exceeds 0.8), yielding 46 user

groups. For each group, we randomly sample 40 responses and split them into 36 training and 4 test samples. Evaluation focuses on accuracy, which reflects alignment with population-level opinions.

## C.2 Baselines

We compare our proposed method, RPM, against a diverse set of representative baselines for black-box LLM personalization. All baselines operate under the same API-based constraints and utilize a shared backbone model (gpt-4o-mini) for a fair comparison. Unless otherwise noted, the number of retrieved in-context examples is fixed to 3 across methods.

- **Zero-shot:** The target query is directly passed to the language model without any user-specific context. This serves as a non-personalized reference point.
- **In-Context Learning (ICL):** A few examples from the user’s history are inserted into the prompt. These examples are selected randomly, without retrieval or optimization.
- **Retrieval-Augmented Generation (RAG)** [18]: Similar to ICL, but the examples are selected using semantic similarity via Contriever, enabling more relevant context injection.
- **Profile-Augmented Generation (PAG)** [19]: User histories are summarized into natural-language profile descriptions. We use top-10 retrieved histories for summary generation.
- **HYDRA** [17]: A plug-and-play framework that uses a reranker module to reorder retrieved in-context examples and an adapter module to select the most suitable response from multiple LLM generations.
- **Fermi** [16]: A prompt refinement method that iteratively updates the user prompt using feedback from prior misaligned generations, optimizing input construction over time.

## C.3 Implementation Details

All experiments were conducted on a CPU-only server with an Intel Xeon Gold 6526Y (2.80GHz, 64 cores, 128 threads), using Python 3.10.13.

The black-box language model that serves as the backbone across all experiments is gpt-4o-mini (gpt-4o-mini-2024-07-18), accessed via the OpenAI API using the LangChain framework<sup>3</sup>. All components of RPM—including feature extraction, factor construction, and reasoning generation—are implemented using dedicated prompt templates designed for each subtask, executed through the API. To ensure deterministic outputs and reproducibility, we fix the decoding temperature to 0.0 for all inference steps across methods. This configuration is consistently applied to RPM and all baseline methods during evaluation.

Exceptions are made for baseline methods that explicitly rely on sampling-based generation as part of their original design. HYDRA [17] selects from sampled response candidates using an adapter controller. We follow the original setting and use temperature 1.0 for sampling. Fermi [16] utilizes prompt optimization via feedback-driven sampling. During its prompt search phase, we also apply a temperature of 1.0 to enable diverse candidate generation. These non-deterministic settings are limited strictly to internal sampling stages defined by the original methods. All final outputs for evaluation are generated with temperature 0.0 to ensure consistency across methods. No maximum token limit was enforced, and no truncation-related issues were observed in any instance.

## C.4 Human Evaluation

We conduct a human evaluation study on Amazon Mechanical Turk (AMT)<sup>4</sup> to assess the reasoning quality of different methods across all four datasets. For each dataset, we randomly sample 50 examples, and compare outputs from three methods: RPM, Fermi + CoT, and HYDRA + CoT. Each example is evaluated by five independent annotators, who assess the reasoning outputs on the following six criteria:

- **Persuasiveness:** How convincing the reasoning is in supporting the answer.
- **Reasonability:** The logical soundness and coherence of the explanation.

<sup>3</sup><https://www.langchain.com/>

<sup>4</sup><https://www.mturk.com/>



Table 4: Overall performance comparison across all benchmarks with standard deviation over 3 runs. For each method, the +CoT variant denotes the use of Chain-of-Thought prompting during inference. RPM (w/o Reasoning) disables reasoning generation for the target query while keeping retrieved reasoning paths in the input context.

Dataset		LaMP-2		LaMP-3		LaMP-5		GOQA
Method	+CoT	Acc. $\uparrow$	F1 $\uparrow$	MAE $\downarrow$	RMSE $\downarrow$	R-1 $\uparrow$	R-L $\uparrow$	Acc. $\uparrow$
Zero-shot	$\checkmark$	$0.430 \pm 0.008$	$0.360 \pm 0.007$	$0.361 \pm 0.008$	$0.680 \pm 0.011$	$0.446 \pm 0.001$	$0.364 \pm 0.001$	$0.562 \pm 0.014$
		$0.411 \pm 0.014$	$0.337 \pm 0.013$	$0.323 \pm 0.006$	$0.630 \pm 0.008$	$0.434 \pm 0.001$	$0.376 \pm 0.001$	$0.557 \pm 0.017$
ICL	$\checkmark$	$0.495 \pm 0.018$	$0.412 \pm 0.017$	$0.333 \pm 0.003$	$0.638 \pm 0.003$	$0.455 \pm 0.002$	$0.395 \pm 0.002$	$0.695 \pm 0.005$
		$0.471 \pm 0.006$	$0.374 \pm 0.010$	$0.317 \pm 0.009$	$0.625 \pm 0.009$	$0.460 \pm 0.001$	$0.405 \pm 0.001$	$0.681 \pm 0.027$
RAG	$\checkmark$	$0.526 \pm 0.010$	$0.438 \pm 0.012$	$0.363 \pm 0.003$	$0.687 \pm 0.004$	$0.462 \pm 0.001$	$0.405 \pm 0.001$	$0.773 \pm 0.008$
		$0.493 \pm 0.008$	$0.415 \pm 0.009$	$0.366 \pm 0.007$	$0.690 \pm 0.003$	$0.469 \pm 0.001$	$0.412 \pm 0.001$	$0.800 \pm 0.022$
PAG	$\checkmark$	$0.525 \pm 0.013$	$0.444 \pm 0.026$	$0.331 \pm 0.006$	$0.662 \pm 0.007$	$0.463 \pm 0.002$	$0.404 \pm 0.003$	$0.795 \pm 0.006$
		$0.513 \pm 0.008$	$0.431 \pm 0.012$	$0.339 \pm 0.005$	$0.672 \pm 0.002$	$0.464 \pm 0.001$	$0.405 \pm 0.002$	$0.820 \pm 0.009$
HYDRA	$\checkmark$	$0.526 \pm 0.006$	$0.437 \pm 0.013$	$0.324 \pm 0.003$	$0.656 \pm 0.009$	$0.463 \pm 0.000$	$0.406 \pm 0.000$	$0.800 \pm 0.006$
		$0.496 \pm 0.003$	$0.406 \pm 0.007$	$0.353 \pm 0.008$	$0.672 \pm 0.005$	$0.465 \pm 0.003$	$0.409 \pm 0.005$	$0.806 \pm 0.017$
Fermi	$\checkmark$	$0.526 \pm 0.012$	$0.437 \pm 0.008$	$0.328 \pm 0.034$	$0.628 \pm 0.030$	$0.465 \pm 0.007$	$0.402 \pm 0.006$	$0.800 \pm 0.008$
		$0.476 \pm 0.018$	$0.377 \pm 0.022$	$0.312 \pm 0.012$	$0.635 \pm 0.006$	$0.453 \pm 0.006$	$0.395 \pm 0.007$	$0.659 \pm 0.021$
RPM (w/o Reasoning)		$0.510 \pm 0.013$	$0.398 \pm 0.019$	$0.305 \pm 0.005$	$0.599 \pm 0.007$	$0.466 \pm 0.001$	$0.388 \pm 0.002$	$0.820 \pm 0.011$
RPM		<b><math>0.561 \pm 0.012</math></b>	<b><math>0.463 \pm 0.014</math></b>	<b><math>0.259 \pm 0.009</math></b>	<b><math>0.548 \pm 0.008</math></b>	<b><math>0.492 \pm 0.003</math></b>	<b><math>0.416 \pm 0.003</math></b>	<b><math>0.852 \pm 0.017</math></b>

- **Faithfulness:** Whether the reasoning accurately reflects the input information.
- **Interpretability:** How clearly the reasoning shows the connection between input and output.
- **Alignment:** Consistency of the reasoning with the structure of few-shot examples.
- **Overall Quality:** General preference for the best overall explanation.

Annotators select the best and worst explanation per criterion among the three anonymized outputs (labeled A, B, C), enabling stable pairwise comparison.

Additionally, we validate the semantic validity of components constructed by RPM:

- **Feature Validity:** Whether each extracted feature is relevant to the corresponding response.
- **Factor Appropriateness:** Whether each factor appropriately groups features with shared influence.

As shown in Figure 3, RPM achieves strong human preference in interpretability and alignment, and over 90% of features and factors are judged valid. Full annotation guidelines and interface are illustrated in Figure 5 and Figure 6.

## D Additional Analyses

### D.1 Statistical Test

Table 4 reports the standard deviation of performance metrics across all methods and benchmarks. The results show that all methods exhibit consistently low variance across repeated runs, indicating that the experimental setup is stable and reliable. To minimize stochastic effects during inference, we fixed the decoding temperature to 0.0 for all methods, ensuring deterministic outputs. This design choice allows meaningful comparison between methods and supports the reproducibility of results.

### D.2 Feature Configuration

To construct structured features, we define each feature as a tuple of name, factor, and context, where the name identifies the semantic element, the factor links the feature to a higher-level user behavioral pattern with statistics of factors, and the context disambiguates and concretizes the feature’s intended meaning. Among these components, the context-field plays a critical role in providing a richer explanation of the feature, which can enhance both clustering quality and personalization performance.

To further examine how different definitions of the feature representation influence RPM’s personalization performance, we conduct an extended analysis by modifying the configuration of the context-field within each feature triplet. Specifically, we compare the following four configurations:

Table 5: Performance comparison across different configurations of context-field in the feature. We evaluate how each configuration—reference, evaluation, w/o context, and the original context used in our method—affects personalization performance across four benchmarks.

context-field Configuration	LaMP-2		LaMP-3		LaMP-5		GOQA
	Acc. ↑	F1 ↑	MAE ↓	RMSE ↓	R-1 ↑	R-L ↑	Acc. ↑
reference	0.522	0.421	0.287	0.585	<u>0.485</u>	<u>0.412</u>	<u>0.842</u>
evaluation	<u>0.530</u>	<u>0.429</u>	0.286	0.574	0.483	0.408	0.826
w/o context	0.512	<u>0.417</u>	<u>0.279</u>	<u>0.566</u>	0.481	0.409	<u>0.842</u>
context (Ours)	<b>0.561</b>	<b>0.463</b>	<b>0.259</b>	<b>0.548</b>	<b>0.492</b>	<b>0.416</b>	<b>0.852</b>

Table 6: Performance comparison between *feature-level* scoring (matching each feature individually) and our *sample-level* concatenation retrieval across four personalization benchmarks.

Dataset Method	LaMP-2		LaMP-3		LaMP-5		GOQA
	Acc. ↑	F1 ↑	MAE ↓	RMSE ↓	R-1 ↑	R-L ↑	Acc. ↑
Feature-level	<u>0.530</u>	<u>0.441</u>	<u>0.289</u>	<u>0.573</u>	<u>0.488</u>	<u>0.400</u>	<u>0.847</u>
Sample-level	<b>0.561</b>	<b>0.463</b>	<b>0.259</b>	<b>0.548</b>	<b>0.492</b>	<b>0.416</b>	<b>0.852</b>

- **reference**: the original text span from which the feature is extracted.
- **evaluation**: user sentiment (e.g., positive or negative statements) or explicit evaluative expressions associated with the feature.
- **w/o context**: only the name and associated factor are retained, omitting the context-field.
- **context (ours)**: a clarifying phrase that grounds the feature in its surrounding query, providing a disambiguated interpretation of its intended meaning. This is the default configuration used throughout the main RPM pipeline.

We apply each variant throughout the full RPM pipeline—including factor construction, reasoning construction, and reasoning-aligned generation—and report the corresponding personalization performance in Table 5.

While all configurations achieve competitive performance, using the original context consistently yields the best results. This suggests that, among various forms of feature configuration, grounding contextual information in the full query provides the most effective disambiguation of feature semantics, thereby yielding improved personalization performance.

### D.3 Retrieval Strategy

**Feature-level vs. Sample-level Retrieval.** Our default *sample-level* retrieval strategy embeds each reasoning example with query  $q_i$  as a single sequence obtained by concatenating all of its feature texts and then computes a cosine similarity with the target query  $q'$ , represented as the concatenation of its feature texts. To assess the effect of finer matching granularity, we implement a *feature-level* variant that scores candidates by matching individual features.

Let  $\mathcal{G}_{q'} = \{f'_k\}_{k=1}^{|\mathcal{G}_{q'}|}$  be the feature set of the target query and  $\mathcal{G}_{q_i} = \{f_j\}_{j=1}^{|\mathcal{G}_{q_i}|}$  the feature set of a candidate example with query  $q_i$ . For every target feature  $f'_k$ , we compute its cosine similarity to all  $f_j$  in  $\mathcal{G}_{q_i}$  and keep only the largest value; summing these maxima yields the relevance score of  $\mathcal{G}_{q_i}$ . We define the feature-level relevance score function  $S_{\text{feat}}(q', q_i)$  as:

$$S_{\text{feat}}(q', q_i) = \sum_{k=1}^{|\mathcal{G}_{q'}|} \max_{1 \leq j \leq |\mathcal{G}_{q_i}|} \cos(f'_k, f_j), \quad (8)$$

where  $\cos(\cdot, \cdot)$  denotes the cosine similarity between two feature embeddings. The score  $S_{\text{feat}}(q', q_i)$  measures how well the reasoning example  $q_i$  aligns with the feature semantics of the target query  $q'$ . We evaluate  $S_{\text{feat}}(q', q_i)$  for every stored example and retrieve the top- $K$  with the highest scores.

Table 6 confirms that the sample-level concatenation used in RPM consistently outperforms the feature-level variant, which—despite being competitive—often over-weights generic features shared

Table 7: Ablation study on the retrieval similarity formulation. **Feature only** uses the raw feature texts, whereas **Factor+Feature** additionally weights candidates by the overlap of their factor sets.

Dataset	LaMP-2		LaMP-3		LaMP-5		GOQA
Method	Acc. $\uparrow$	F1 $\uparrow$	MAE $\downarrow$	RMSE $\downarrow$	R-1 $\uparrow$	R-L $\uparrow$	Acc. $\uparrow$
Factor-Feature	0.530	0.431	0.294	0.579	0.482	0.408	0.847
Feature only	<b>0.561</b>	<b>0.463</b>	<b>0.259</b>	<b>0.548</b>	<b>0.492</b>	<b>0.416</b>	<b>0.852</b>

by many samples and fails to leverage how multiple cues jointly characterize the user’s logic. Also, the feature-level approach incurs a cost of  $\mathcal{O}(N |\mathcal{G}_{q'}| |\mathcal{G}_{q_i}|)$  cosine evaluations ( $N$  is the number of stored examples and  $|\mathcal{G}_{q_i}|$  is the average feature count per example), whereas the sample-level scheme requires only  $\mathcal{O}(N)$ . Hence the default retrieval is both *more effective* and *far more efficient*.

**Two-Stage Retrieval with Factors.** We also propose a factor-guided two-stage retrieval scheme that exploits the factor identifiers obtained for each feature (Section 3.2). For any query  $q$ , let  $\mathcal{F}_q$  denote the set of factor indices present in its features.

- **Stage 1 (factor filter).** Compute the Jaccard similarity  $J(\mathcal{F}_{q'}, \mathcal{F}_{q_i})$  between the factor set of  $q'$  and  $q_i$  of every stored reasoning example in the user’s history. Retain all candidates achieving the maximum Jaccard score; if fewer than  $3 \times K$  candidates remain, iteratively add the next-best scored groups until exactly  $3 \times K$  candidates are collected (truncating any surplus).
- **Stage 2 (feature scoring).** Apply the same sample-level cosine similarity as in our default method to this reduced pool and select the final top- $K$  reasoning examples.

As reported in Table 7, the factor-guided method attains solid performance—slightly below retrieval solely based on features—while lowering runtime thanks to the inexpensive Jaccard pre-filter. It therefore offers a practical option for large-scale or latency-sensitive deployments.

#### D.4 Cost Analysis

For each user in the GOQA benchmark, we estimate the total API billing charges incurred from factor construction to reasoning-aligned generation using the OpenAI API pricing document,<sup>5</sup> and then averaged these estimates to obtain the mean per-user cost. A competitive response-level personalization baseline, HYDRA [17], was excluded because its parameter tuning requires additional GPU resources beyond the API billing model. For Fermi [16], we measured the combined cost of its prompt-optimization loop and subsequent inference. RPM incurred \$0.06 per user, compared to \$0.32 for Fermi, resulting in an 81% lower API cost and demonstrating greater cost-efficiency. Moreover, RPM achieved higher accuracy (85.2 % vs. 80.0 %), demonstrating that building a personalized reasoning-augmented user history once per user is both more cost-efficient and more effective than repeated prompt optimization.

#### D.5 RPM with Various Black-Box LLMs

**RPM on Diverse Black-Box LLMs.** To confirm that our framework is not limited to gpt-4o-mini, we conduct the entire pipeline on three additional black-box LLMs: gpt-3.5-turbo (weaker model), gpt-4o (stronger model), and o3-mini (reasoning model) [10, 41]. Experiments were performed on two complementary benchmarks—LaMP-3 (review texts with discrete ratings) and GOQA (multiple-choice survey questions)—so that both label-defined and label-free tasks were covered under a fixed budget. Table 8 (upper block) shows a consistent trend relative to the default backbone: gpt-4o raises scores, gpt-3.5-turbo lowers them modestly, and o3-mini remains close to gpt-4o-mini. Across all backbones, RPM consistently delivers the best overall results.

**Cross-Model Transferability.** We next tested whether the features, factors, and personalized reasoning paths generated once with gpt-4o-mini could be reused by other LLMs. Each alternative backbone consumed these artifacts unchanged and performed inference exactly as in Section 3.4. Table 8 (lower block) shows that reusing the personalized reasoning memory built with gpt-4o-mini

<sup>5</sup><https://platform.openai.com/docs/pricing>

Table 8: Comparison of performance across different backbone models (gpt-3.5-turbo, gpt-4o, and o3-mini) with and without Chain-of-Thought (+CoT) prompting. Each model is evaluated on LaMP-3 and GOQA datasets. RPM and its transfer variant are reported separately to assess the transferability of constructed personalized reasoning across backbone models.

Backbone	gpt-3.5-turbo			gpt-4o			o3-mini		
Dataset	LaMP-3		GOQA	LaMP-3		GOQA	LaMP-3		GOQA
Method	MAE ↓	RMSE ↓	Acc. ↑	MAE ↓	RMSE ↓	Acc. ↑	MAE ↓	RMSE ↓	Acc. ↑
Zero-shot	0.496	0.806	0.690	0.262	0.559	0.837	0.300	0.622	0.668
+CoT	0.317	0.634	0.614	0.278	0.587	0.609	0.304	0.620	0.658
RAG	0.372	0.694	<b>0.788</b>	0.282	0.588	0.908	0.291	0.640	0.761
+CoT	0.444	0.776	<u>0.777</u>	0.334	0.656	0.848	0.315	0.655	0.777
PAG	0.351	0.660	<b>0.788</b>	0.299	0.635	0.859	0.361	0.681	0.810
+CoT	0.324	0.666	0.772	0.303	0.666	0.870	0.306	0.666	0.799
RPM	<b>0.299</b>	<b>0.594</b>	0.744	0.242	<b>0.534</b>	<b>0.913</b>	<b>0.257</b>	0.568	<b>0.837</b>
RPM w/ transfer	<u>0.306</u>	<u>0.614</u>	0.771	<b>0.235</b>	<u>0.539</u>	0.886	<u>0.258</u>	<b>0.563</b>	<u>0.831</u>

lets each backbone reach, and occasionally exceed, the scores obtained when its own memory is freshly constructed.

## E Limitations

**Modeling User Decision-Making.** Our framework constructs personalized reasoning paths with features and factors, yet we cannot empirically verify that these representations faithfully mirror each user’s true decision process. Rigorous causal inference would require controlled experimental data and access to rich behavioral signals [45–47]. As a result, we approximate the personal reasoning process via accessible user history and this interpretable representation consistently yields significant personalization performance gains against baselines. We also validated the plausibility and fidelity of the generated reasoning through a dedicated human evaluation study.

**Computation Cost.** The full pipeline of RPM calls the LLM multiple times, so a non-trivial computational cost is unavoidable. Even when the entire workflow runs on gpt-4o-mini, one of the most affordable commercial models, the resulting personalization performance remains comparable to our default backbone, and the same personalized memory can be re-used by the stronger gpt-4o without reconstruction, demonstrating that strong cross-model transferability (Table 8) offsets the one-time construction cost. A detailed analysis (Appendix D.4) further confirms that RPM incurs far lower API cost than the strongest prompt-optimization baseline while delivering higher quality of personalization.

**Data Privacy.** All user inputs and personalized artifacts stay entirely within the provider-hosted API, avoiding any third-party sharing and thereby preserving confidentiality throughout processing. Yet the retrieved history or even the query text itself may still contain sensitive details, leaving a non-zero risk of inadvertent disclosure.

You are invited to participate in a short survey designed to compare the outputs of **three different reasoning systems**.

In this study, you will be presented with three explanations (labeled Reasoning A, B, and C), each generated by a different system based on the same input.

Your task is to **evaluate and compare these outputs from multiple perspectives**.

For each criterion, you will select the **best and worst** performing explanations.

You will also be asked to assess whether the reasoning accurately uses the given features and assigns them to appropriate factors.

There are no right or wrong answers. Please rely on your own judgment and understanding when making your selections.

Thank you for your participation!

- **Features** are key details extracted from each question that likely affect the user's answer (e.g., product taste, health benefits).
- **Factors** are broader categories that group similar features together (e.g., practicality, insight).

**Question Input**

\$(question)

**Reference Answer**

\$(answer)

**Extracted Features**

\$(features)

**Feature-to-Factor Assignments**

\$(factors)

<p><i>Reasoning A</i></p> <p>\$(prime)</p>	<p><i>Reasoning B</i></p> <p>\$(hydra)</p>	<p><i>Reasoning C</i></p> <p>\$(fermi)</p>
--	--	--

Figure 5: The instruction and annotation guidelines provided within the human evaluation interface.

**1. Persuasiveness**

*Which reasoning was the most convincing in making you accept the reasoning process?*

**Best:**

☐ A ☐ B ☐ C

**Worst:**

☐ A ☐ B ☐ C

**2. Reasonability**

*Which reasoning felt the most logically sound and reasonable in its explanation?*

**Best:**

☐ A ☐ B ☐ C

**Worst:**

☐ A ☐ B ☐ C

**3. Faithfulness**

*Which reasoning most accurately reflected the input informations in the output?*

**Best:**

☐ A ☐ B ☐ C

**Worst:**

☐ A ☐ B ☐ C

**4. Interpretability**

*Which reasoning best explained how the input information led to the output in a recognizable and understandable way?*

**Best:**

☐ A ☐ B ☐ C

**Worst:**

☐ A ☐ B ☐ C

**5. Alignment**

*Which reasoning best followed the structure and logic shown in the few-shot examples?*

**Best:**

☐ A ☐ B ☐ C

**Worst:**

☐ A ☐ B ☐ C

**6. Overall Quality**

*Which reasoning do you think provided the best overall personalized explanation?*

**Best:**

☐ A ☐ B ☐ C

**Worst:**

☐ A ☐ B ☐ C

**7. Feature Validity**

*Do you think the extracted features are valid?*

☐ Yes ☐ No

**8. Factor Appropriateness**

*Do you agree that each feature is appropriately grouped under its corresponding factor?*

☐ Yes ☐ No

Figure 6: The evaluation form used to compare reasoning outputs across multiple criteria.

## F Case Studies

To illustrate how our model performs personalized reasoning in practice, we present a series of case studies based on the LaMP-5 benchmark. In this task, the input query is a paper abstract, and the expected output response is a scholarly title. We show how the model extracts salient features from each abstract, maps them to structured factors, and ultimately generates a personalized reasoning path that supports the predicted title.

The following tables provide a step-by-step view of this process. Table 9 presents the features extracted from the query (abstract) in Example 1. Table 10 summarizes the user-level factors structured from previously extracted features in the profile. Table 11 shows the personalized reasoning generated for Example 1, based on the query and gold response (i.e., the original title). Table 12 displays the model-generated reasoning and final response (predicted title) for the given target query. Table 13 compares the reasoning and responses produced by RPM, HYDRA, and Fermi for the same target query. Together, these tables illustrate how the model builds and applies user-specific reasoning paths from raw input to final output, enabling both interpretability and personalization.

Table 9: Extracted features from the input query (abstract). Each feature is represented in the format *{feature name : context}*.

Query (Abstract)
Mobile crowd-sensing applications produce useful knowledge of the surrounding environment, which makes our life more predictable. However, these applications often require people to contribute, consciously or unconsciously, location-related data for analysis, and this gravely encroaches users' location privacy. Aggregate processing is a feasible way for preserving user privacy to some extent, and based on the mode, some privacy-preserving schemes have been proposed. However, existing schemes still cannot guarantee users' location privacy in the scenarios with low density participants. Meanwhile, user accountability also needs to be considered comprehensively to protect the system from malicious users. In this paper, we propose a participant-density-aware privacy-preserving aggregate statistics scheme for mobile crowd-sensing applications. In our scheme, we make use of multi-pseudonym mechanism to overcome the vulnerability due to low participant density. To further handle sybil attacks, based on the Paillier cryptosystem and non-interactive zero-knowledge verification, we advance and improve our solution framework, which also covers the problem of user accountability. Finally, the theoretical analysis indicates that our scheme achieves the desired properties, and the performance experiments demonstrate that our scheme can achieve a balance among accuracy, privacy-protection and computational overhead.
Extracted Features
<b>Mobile crowd-sensing applications</b> : Introduces the main subject of the paper, indicating the area of focus.
<b>Location privacy</b> : Identifies a critical issue that the proposed solution aims to address.
<b>Aggregate processing</b> : Introduces a technique relevant to the privacy concerns in mobile crowd-sensing.
<b>Privacy-preserving schemes</b> : Sets the stage for discussing the limitations of current solutions.
<b>Participant-density-aware</b> : Defines the unique aspect of the proposed solution that differentiates it from existing schemes.
<b>Multi-pseudonym mechanism</b> : Details a technical approach to enhance privacy in low-density scenarios.
<b>Sybil attacks</b> : Highlights a security concern that is relevant to user accountability.
<b>Paillier cryptosystem</b> : Indicates the technical foundation of the proposed scheme.
<b>User accountability</b> : Emphasizes the need to protect the system from malicious users.
<b>Theoretical analysis and performance experiments</b> : Describes the evaluation of the proposed solution's effectiveness.

Table 10: User-level factors with statistics, aggregated from features in the user profile.

Features from Example 1					
<b>Mobile crowd-sensing applications</b> : Introduces the main subject of the paper, indicating the area of focus.					
<b>Location privacy</b> : Identifies a critical issue that the proposed solution aims to address.					
<b>Aggregate processing</b> : Introduces a technique relevant to the privacy concerns in mobile crowd-sensing.					
<b>Privacy-preserving schemes</b> : Sets the stage for discussing the limitations of current solutions.					
<b>Participant-density-aware</b> : Defines the unique aspect of the proposed solution that differentiates it from existing schemes.					
<b>Multi-pseudonym mechanism</b> : Details a technical approach to enhance privacy in low-density scenarios.					
<b>Sybil attacks</b> : Highlights a security concern that is relevant to user accountability.					
<b>Paillier cryptosystem</b> : Indicates the technical foundation of the proposed scheme.					
<b>User accountability</b> : Emphasizes the need to protect the system from malicious users.					
<b>Theoretical analysis and performance experiments</b> : Describes the evaluation of the proposed solution’s effectiveness.					
Features from Example 2					
<b>3D model retrieval</b> : The context is the growing popularity of 3D models and the necessity for improved retrieval methods.					
<b>Sketch-based approach</b> : This feature highlights the innovative aspect of the retrieval method being based on sketches.					
<b>Combined line rendering technique</b> : This feature indicates the technical approach taken in the retrieval process.					
<b>Descriptor based on orientation of feature lines</b> : This feature emphasizes the analytical aspect of the method, which is crucial for matching.					
<b>Offline and online processing stages</b> : This feature outlines the structure of the proposed method, indicating its complexity.					
<b>Similarity measurement</b> : This feature is critical for understanding how the retrieval process operates.					
<b>Preference viewpoints selection</b> : This feature indicates a refinement step in the retrieval process.					
<b>Robustness against variations</b> : This feature highlights the effectiveness and reliability of the proposed method.					
<b>Comparison with DTF-SC</b> : This feature indicates the competitive nature of the research and its validation.					
<b>Higher precision</b> : This feature underscores the success of the proposed method in achieving better retrieval accuracy.					
Features from Example 3					
...					
User-Specific Factors with Statistics					
Factor	Count	Directly Influenced (%)	Positive (%)	Neutral (%)	Negative (%)
Methodology	86	83/86 (96.5%)	176/183 (96.2%)	7/183 (3.8%)	0 (0.0%)
Evaluation	73	56/73 (76.7%)	132/137 (96.4%)	5/137 (3.6%)	0 (0.0%)
Challenges	58	48/58 (82.8%)	68/76 (89.5%)	4/76 (5.3%)	4/76 (5.3%)
Algorithms	35	30/35 (85.7%)	44/47 (93.6%)	3/47 (6.4%)	0 (0.0%)
Performance	65	42/65 (64.6%)	82/88 (93.2%)	5/88 (5.7%)	1/88 (1.1%)



Table 11: Personalized reasoning generated based on the query (abstract) and the gold response (title).

Component	Content
<b>Query (Abstract)</b>	Mobile crowd-sensing applications produce useful knowledge of the surrounding environment, which makes our life more predictable. However, these applications often require people to contribute, consciously or unconsciously, location-related data for analysis, and this gravely encroaches users' location privacy. Aggregate processing is a feasible way for preserving user privacy to some extent, and based on the mode, some privacy-preserving schemes have been proposed. However, existing schemes still cannot guarantee users' location privacy in the scenarios with low density participants. Meanwhile, user accountability also needs to be considered comprehensively to protect the system from malicious users. In this paper, we propose a participant-density-aware privacy-preserving aggregate statistics scheme for mobile crowd-sensing applications. In our scheme, we make use of multi-pseudonym mechanism to overcome the vulnerability due to low participant density. To further handle sybil attacks, based on the Paillier cryptosystem and non-interactive zero-knowledge verification, we advance and improve our solution framework, which also covers the problem of user accountability. Finally, the theoretical analysis indicates that our scheme achieves the desired properties, and the performance experiments demonstrate that our scheme can achieve a balance among accuracy, privacy-protection and computational overhead.
<b>Gold Response (Actual Title)</b>	Participant-Density-Aware Privacy-Preserving Aggregate Statistics for Mobile Crowd-Sensing
<b>Personalized Reasoning</b>	To generate a title for the scholarly paper, the researcher begins by analyzing the abstract, which outlines the context of mobile crowd-sensing applications and the critical issue of location privacy. Given the statistical factors indicating a strong preference for evaluation (76.7% directly influenced), the researcher recognizes the importance of addressing user privacy concerns as a central theme. The mention of 'aggregate processing' as a methodology for preserving privacy further emphasizes the need for a solution that balances privacy and functionality. The researcher notes the unique aspect of the proposed scheme being 'participant-density-aware,' which directly addresses the challenges posed by low participant density in crowd-sensing scenarios. This focus aligns with the researcher's pattern of emphasizing methodologies that tackle specific challenges, as indicated by the high influence of the 'Challenges' factor (82.8% directly influenced). Additionally, the introduction of the 'multi-pseudonym mechanism' and the handling of 'sybil attacks' highlights the technical depth of the proposed solution, which the researcher finds essential to include in the title. The researcher also considers the implications of user accountability, which is a significant concern in the context of privacy-preserving schemes. By synthesizing these elements—mobile crowd-sensing, privacy preservation, participant density, and the specific methodologies employed—the researcher crafts a title that encapsulates the essence of the paper while reflecting their focus on the innovative aspects of the proposed solution.

Table 12: Reasoning and predicted response (title) during inference for the target query (abstract). For simplicity, the extracted features are shown in the format *feature name (assigned factor)*.

Component	Content
<b>Query Example 1 (Abstract 1)</b>	Mobile crowd-sensing applications produce useful knowledge of the surrounding environment, which makes our life more predictable. However, these applications often require people to contribute, consciously or unconsciously, location-related data for analysis, and this gravely encroaches users' location privacy. ...
<b>Features from Example 1</b>	<b>Mobile crowd-sensing applications:</b> Introduces the main subject of the paper. <b>Location privacy:</b> Identifies the core issue addressed. <b>Aggregate processing:</b> Presents a technique for privacy preservation. <b>Privacy-preserving schemes:</b> Frames prior limitations. <b>Participant-density-aware:</b> Highlights novel contribution. <b>Multi-pseudonym mechanism:</b> Describes technical solution. <b>Sybil attacks:</b> Points out a relevant security threat. <b>Paillier cryptosystem:</b> Technical foundation of the scheme. <b>User accountability:</b> Describes protection against malicious users. <b>Theoretical analysis and performance experiments:</b> Evaluation of effectiveness.
<b>Personalized Reasoning Example 1</b>	To generate a title for the scholarly paper, the researcher begins by analyzing the abstract, which outlines the context of mobile crowd-sensing applications and the critical issue of location privacy. ...
...	
<b>Target Query (Abstract)</b>	Person re-identification is an extremely challenging problem as person's appearance often undergoes dramatic changes due to the large variations of viewpoints, illuminations, poses, image resolutions, and cluttered backgrounds. How to extract discriminative features is one of the most critical ways to address these challenges. In this paper, we mainly focus on learning high-level features and combine the low-level, mid-level, and high-level features together to re-identify a person across different cameras. Firstly, we design a Siamese inception architecture network to automatically learn effective semantic features for person re-identification in different camera views. Furthermore, we combine multi-level features in null space with the null Foley–Sammon transform metric learning approach. In this null space, images of the same person are projected to a single point, minimizing intra-class scatter and maximizing inter-class separation. Comprehensive evaluations demonstrate improved performance on four benchmark datasets: Market-1501, CUHK03, PRID2011, and VIPeR.
<b>Extracted Features</b>	<i>Person re-identification (Challenges), Multiple camera views (Challenges), Discriminative features (Methodology), Deep learning approach (Methodology), Siamese CNN (Methodology), Null Foley–Sammon Transform (Methodology), Recognition performance (Performance, Methodology), Market-1501 dataset (Evaluation), State-of-the-art methods (Performance, Methodology)</i>
<b>Personalized Reasoning</b>	To generate a title for the scholarly paper, I begin by analyzing the abstract, which emphasizes the challenges of person re-identification due to variations in appearance. The researcher has a strong preference for methodologies, as indicated by the high influence rate (96.5%) in the Methodology category. This suggests that the researcher values innovative approaches and techniques in their work. The abstract highlights the use of a Siamese inception architecture network, which is a unique and innovative method for learning features, aligning with the researcher's preference for novel methodologies. The combination of multi-level features and the null Foley–Sammon transform metric learning approach further emphasizes the technical depth of the proposed solution, which the researcher likely wants to reflect in the title. The mention of comprehensive evaluations and better performance on benchmark datasets indicates a focus on performance metrics, which is also a significant aspect of the findings. Therefore, I synthesize these elements—Siamese inception architecture, multi-level feature learning, and performance improvement—into a concise title that reflects the core contributions of the paper while matching the researcher's preferences.
<b>Pred. Response (Pred. Title)</b>	Siamese Inception Architecture for Multi-Level Feature Learning in Person Re-Identification
<b>Gold Response (Actual Title)</b>	A Siamese inception architecture network for person re-identification.

Table 13: Comparison of reasoning and responses (titles) from RPM, HYDRA, and Fermi.

Component	Content
<b>HYDRA + CoT</b>	
<b>Reasoning</b>	The abstract discusses a method for person re-identification that focuses on learning and combining features at multiple levels (low, mid, and high) using a Siamese inception architecture network and a null space approach. The title should reflect the main focus of the research, which is person re-identification, and highlight the specific techniques used, such as the Siamese network and the null space metric learning. The title should also indicate that the approach is based on deep learning, as this is a significant aspect of the methodology. Therefore, a suitable title would be 'A Deep Learning-Based Approach for Person Re-Identification Using Multi-Level Feature Combination in Null Space'. This title captures the essence of the research while being concise and informative.
<b>Response (Title)</b>	A Deep Learning-Based Approach for Person Re-Identification Using Multi-Level Feature Combination in Null Space
<b>Fermi + CoT</b>	
<b>Reasoning</b>	The abstract discusses a method for person re-identification that involves learning and combining features at different levels (low, mid, high) using a Siamese inception architecture and a specific metric learning approach. The title should reflect the core focus of the paper, which is on the advanced techniques used for person re-identification across different camera views. The title 'Optimizing Air Quality Prediction through Advanced Surveillance Camera Techniques and Multimodal Image Analysis' does not align with the content of the abstract, as it mentions air quality prediction and multimodal image analysis, which are not the main topics of the paper. A more appropriate title would focus on person re-identification, feature learning, and the specific methodologies employed. Therefore, a suitable title could be 'Advanced Feature Learning for Person Re-Identification Across Multiple Camera Views'.
<b>Response (Title)</b>	Advanced Feature Learning for Person Re-Identification Across Multiple Camera Views
<b>RPM (Ours)</b>	
<b>Reasoning</b>	To generate a title for the scholarly paper, I begin by analyzing the abstract, which emphasizes the challenges of person re-identification due to variations in appearance. The researcher has a strong preference for methodologies, as indicated by the high influence rate (96.5%) in the Methodology category. This suggests that the researcher values innovative approaches and techniques in their work. The abstract highlights the use of a Siamese inception architecture network, which is a unique and innovative method for learning features, aligning with the researcher's preference for novel methodologies. The combination of multi-level features and the null Foley-Sammon transform metric learning approach further emphasizes the technical depth of the proposed solution, which the researcher likely wants to reflect in the title. The mention of comprehensive evaluations and better performance on benchmark datasets indicates a focus on performance metrics, which is also a significant aspect of the findings. Therefore, I synthesize these elements—Siamese inception architecture, multi-level feature learning, and performance improvement—into a concise title that reflects the core contributions of the paper while matching the researcher's preferences.
<b>Response (Title)</b>	Siamese Inception Architecture for Multi-Level Feature Learning in Person Re-Identification
<b>Gold Response (Actual Title)</b>	A Siamese inception architecture network for person re-identification.

## G Prompts

To show the precise instruction prompts we provided to the model on the LaMP-5 benchmark, we present them as follows. Table 14 shows the prompt used to extract all potentially response-influential features from the raw query. Table 15 shows the prompt for proposing factor candidates by clustering the extracted features. Table 16 shows the prompt for assigning each feature to its most semantically relevant factor. Table 17 shows the prompt for evaluating whether each factor influenced the actual response and determining its polarity. Table 18 shows the prompt for building personalized reasoning paths based on features and factors. Table 19 shows the prompt for reasoning-aligned generation with given reasoning examples and target query.

Table 14: Feature extraction prompt for LaMP-5.

---

**Prompt: Feature Extraction**

---

Extract all relevant features from the paper abstract that could influence its scholarly title generation. Include both explicit features directly mentioned in the text and implicit features that likely influenced the scholarly title generation.

Title and abstract are from dataset that includes information about scientific papers.

For each feature:

1. **Feature Name:** Specific term or concept from the abstract
2. **Context:** The context in which this feature appears

Return as JSON:

```
{{
  "features": [
    {{
      "feature_name": "",
      "context": ""
    }},
    ... (other features)
  ]
}}
```

Title is free-form text strings representing academic paper titles.

Following the given instructions, extract features for the following abstract of a paper:

**Abstract:** {abstract}

---

Table 15: Factor proposal prompt for LaMP-5.

<b>Prompt: Factor Proposal</b>
<p>You are an expert in feature categorization.</p> <p>Your task is to identify {num_factors} meaningful factors that best categorize the following user features.</p> <p>Specifically, the goal of the task is to propose the {num_factors} meaningful factors from the features, which are extracted from the paper abstract, that influences the scholarly paper title.</p> <p><b>GUIDELINES:</b></p> <ul style="list-style-type: none"> <li>- Focus on creating distinct, non-overlapping factors</li> <li>- Each factor should be 1 word, clear and descriptive</li> <li>- Factors should be meaningful categories that group similar features</li> <li>- Aim for general factors that apply across different contexts</li> <li>- Prioritize FUNDAMENTAL factors that cannot be further reduced</li> <li>- Ensure factors are ORTHOGONAL to each other (minimal conceptual overlap)</li> <li>- Create factors with high EXPLANATORY POWER across multiple domains</li> <li>- Avoid generic labels like "General Factor" or "Dimension X"</li> <li>- Create factors that would help understand user preferences</li> </ul> <p><b>HIERARCHICAL SELECTION PROCESS:</b></p> <ol style="list-style-type: none"> <li>1. Identify primary evaluation aspects in the features</li> <li>2. Group features that share fundamental judgment criteria</li> <li>3. Name each group with the most essential concept that unifies them</li> <li>4. Test each factor for distinctness from other factors</li> <li>5. Verify each factor applies across multiple domains</li> </ol> <p><b>RESPONSE FORMAT:</b></p> <p>Return a JSON object with the following structure:</p> <pre>{{   "factors": [     "factor1",     "factor2",     ...   ] }}</pre> <p>Provide EXACTLY {num_factors} factors that best organize these features.</p> <p>Following the given instructions, analyze these features from paper abstract and propose {num_factors} meaningful categorization factors that influence the scholarly paper title:</p> <p><b>Feature Examples:</b> {feature_examples}</p> <p><b>Previous Factors:</b> {prev_factors}</p>

Table 16: Factor assignment prompt for LaMP-5.

<b>Prompt: Factor Assignment</b>
<p>Your task is to assign a feature to appropriate factors category.</p> <p>Note: These features were previously extracted from scholarly paper abstract using a systematic process to identify both explicit and implicit aspects that influence its paper title generation.</p> <p>The available factors were generated through hierarchical clustering of these features to create meaningful, orthogonal categories that capture fundamental aspects across scholarly title generation.</p> <p>Each feature should generally be mappable to one of these factors as they were derived from the same underlying data, so try to find the best match even if it's not immediately obvious.</p> <p><b>SYSTEMATIC ASSIGNMENT PROCESS:</b></p> <ol style="list-style-type: none"> <li>1. Identify the primary evaluative aspect in the feature</li> <li>2. Extract the MAIN underlying judgment criterion</li> <li>3. Match this criterion to the factor that BEST represents it</li> <li>4. Verify this factor captures the CORE ESSENCE of the evaluation</li> </ol> <p><b>GUIDELINES:</b></p> <ul style="list-style-type: none"> <li>- Assign the feature to the factor that best represents it</li> <li>- Choose the factor that most closely matches the feature's main characteristic</li> </ul> <p>Return your assignment as a JSON object with this structure:</p> <pre>{{   "assignments": ""   // numbers corresponding to the available factors }}</pre> <p>Following the systematic assignment process, analyze the given feature and assign it to appropriate factor category:</p> <p><b>Feature:</b> {feature}  <b>Available Factors:</b> {proposed_factors}</p>

Table 17: Statistical meaning assignment prompt for LaMP-5.

---

**Prompt: Assigning Statistical Meaning to Factor**

---

Analyze which features below directly influenced the scholarly title generation.

For each feature, determine whether it influenced the title, and if so, evaluate whether the influence was positive (supporting), negative (opposing), or neutral.

Return as JSON:

```
{{
  "reasoning": "your detailed reasoning here",
  "influences": [
    {{
      "feature_index": 0,
      // index of the feature (0 for first feature in the list, 1 for second,
      // etc.)
      "influenced": true,
      // boolean: true if this feature influenced the options and answers,
      // false if not
      "evaluation": "pos"
      // If influenced is true, include "pos" for positive influence,
      // "neg" for negative influence, "neu" for neutral influence
    }},
    // Include an object for each feature in the input
  ]
}}
```

**Title:** {title}

**Features:** {features}

---

Table 18: Personalized reasoning construction prompt for LaMP-5.

Prompt: Personalized Reasoning Construction
<p>You are an expert in scholarly paper analysis.</p> <p>Your task is to generate a logical personalized reasoning path that explains how a researcher would arrive at a specific title for a scholarly paper.</p> <p><b>Paper Abstract:</b> A comprehensive narrative of the paper’s research question, methodology, findings, and implications.</p> <p><b>Features:</b> Specific implicit/explicit elements in a paper abstract that can influence judgment and decision-making in the personalized scholarly title generation process.</p> <p><b>Factors:</b> General elements that provide statistical measurements about researcher preferences and behaviors, influencing their judgment and decision-making in the personalized scholarly title generation process.</p> <p><b>Title:</b> The specific scholarly paper title that the researcher would select based on their unique interpretation and personal emphasis of the paper’s content.</p> <p>Create a logical, step-by-step reasoning process that is personalized to the researcher. Your reasoning should:</p> <ol style="list-style-type: none"> <li>1. Use statistical factors as the foundation for your reasoning process</li> <li>2. Build on researcher preferences and patterns revealed in the factors</li> <li>3. Use features to develop more nuanced, paper abstract-specific step-by-step reasoning</li> <li>4. Create a logical path showing how the researcher’s focus on certain elements leads to their title generation</li> <li>5. Base reasoning ONLY on the given information (paper abstract, features, factors)</li> <li>6. Ensure your reasoning would be valid even without knowing the actual title</li> </ol> <p>Use the actual title as a reference point to determine which aspects(features, factors) of the paper abstract the researcher might focus on, but DO NOT mention or use the actual title directly in your reasoning.</p> <p>Your reasoning should naturally lead to the title with given paper abstract, features and factors without explicitly referencing it(actual title).</p> <p>Format your response as a JSON object with the following structure:</p> <pre>{{   "reasoning": "" }}</pre> <p>Following the given instructions, analyze these features, factors and generate a personalized reasoning based on them:</p> <p><b>Paper Abstract:</b> {abstract}  <b>Features:</b> {features}  <b>Factors:</b> {factors}  <b>The actual title for this paper:</b> {title}</p>



Table 19: Reasoning aligned generation prompt for LaMP-5.

<b>Prompt: Reasoning Aligned Generation</b>
<p>Exemplars: {reasoning_examples}</p> <p>You are an expert in personalized academic paper title generation.</p> <p>Your task is to predict how a person would title a research paper based on their previous preferences and academic writing style.</p> <p>Generate a personalized title for the following research paper abstract that matches the person’s preferences and title patterns.</p> <ol style="list-style-type: none"> <li>1. Analyze the person’s preference factors and statistics: <ul style="list-style-type: none"> <li>- Identify which factors strongly influence this person’s title preferences</li> <li>- Note the typical patterns associated with each factor</li> <li>- Consider the person’s historical title preferences as your baseline</li> </ul> </li> <li>2. Compare this abstract with the similar examples <ul style="list-style-type: none"> <li>- Look for patterns in how specific features influenced titles in the past</li> <li>- Analyze which reasoning path worked well in previous successful predictions</li> <li>- Consider how the previous reasoning might apply to this abstract</li> </ul> </li> <li>3. Develop your title prediction by: <ul style="list-style-type: none"> <li>- Starting with an understanding of the person’s historical title style as a baseline</li> <li>- Applying successful personalized reasoning from exemplars</li> <li>- Ensuring the title accurately reflects the content of the abstract while matching the person’s style</li> </ul> </li> </ol> <p>Return as JSON:</p> <pre>{{   "reasoning": "",   "predicted_title": "" }}</pre> <p><b>User Preference Factors and Statistics:</b> {factors}  <b>Abstract:</b> {abstract}  <b>Abstract Features:</b> {features}</p>