

All fractional Shapiro steps in the RSJ model with two Josephson harmonics

Pavel N. Tsarev^{1,2*} and Yakov V. Fominov^{1,2,3†}

¹ L. D. Landau Institute for Theoretical Physics RAS, 142432 Chernogolovka, Russia

² Moscow Institute of Physics and Technology, 141701 Dolgoprudny, Russia

³ Laboratory for Condensed Matter Physics, HSE University, 101000 Moscow, Russia

* tsarev.pn@phystech.edu, † fominov@itp.ac.ru

Abstract

Synchronization between the internal dynamics of the superconducting phase in a Josephson junction (JJ) and an external ac signal is a fundamental physical phenomenon, manifesting as constant-voltage Shapiro steps in the current-voltage characteristic. Mathematically, this phase-locking effect is captured by the Resistively Shunted Junction (RSJ) model, an important example of a nonlinear dynamical system. The standard RSJ model considers an overdamped JJ with a sinusoidal (single-harmonic) current-phase relation (CPR) in the current-driven regime with a monochromatic ac component. While this model predicts only integer Shapiro steps, the inclusion of higher Josephson harmonics is known to generate fractional Shapiro steps. In this paper, we show that only two Josephson harmonics in the CPR are sufficient to produce all possible fractional Shapiro steps within the RSJ framework. Using perturbative methods, we analyze the amplitudes of these fractional steps. Furthermore, by introducing a phase shift between the two Josephson harmonics, we reveal an asymmetry between positive and negative fractional steps—a signature of the Josephson diode effect.

Copyright attribution to authors.

This work is a submission to SciPost Physics.

License information to appear upon publication.

Publication information to appear upon publication.

Received Date

Accepted Date

Published Date

Contents

1	Introduction	2
2	General equations	3
3	Two harmonics in the current-phase relation	4
3.1	Limit of weak external irradiation and small second harmonic ($j_{ac} \ll j_s, A \ll 1$)	4
3.2	Limit of large dc current ($j_{dc} \gg j_s$)	7
3.3	Overlap of the two limiting cases	10
3.4	Stability of the solutions	11
3.5	Comparison between the 1/3 and 2/3 steps	12
4	More harmonics in the current-phase relation	13
5	Josephson diode effect	13

6 Discussion	14
7 Conclusions	15
References	16

1 Introduction

The Resistively Shunted Junction (RSJ) model [1–3], originally derived to describe the Josephson effect in superconductors, has emerged as a paradigmatic example of a nonlinear dynamical system with interdisciplinary applications. In the context of overdamped Josephson junctions (JJs), its standard form is

$$\frac{\hbar}{2eR} \frac{d\varphi}{dt} + I_s(\varphi) = I_{dc} + I_{ac} \cos \omega t, \quad (1)$$

where R is the effective shunt resistance describing the dissipative charge transfer at finite voltages [in parallel with the supercurrent $I_s(\varphi)$], and the function sought is $\varphi(t)$. The model contains three key ingredients: (i) Dissipation ($d\varphi/dt$ term) models energy loss, crucial for realistic physical systems. (ii) Periodic force [2π -periodic $I_s(\varphi)$ term] reflects phase coherence in superconductors and may arise due to an internal periodic potential in other systems. (iii) Driving force [the right-hand side (rhs) of Eq. (1)] represents external control parameters with monochromatic ac component (dc/ac currents, forces, fields).

This minimalistic yet rich structure allows the RSJ equations to describe various physical phenomena such as the Josephson effect in superconductors [4–7], the charge transport by charge density waves in Peierls conductors [8–10], motion of mechanical systems such as an overdamped pendulum (mechanical analog of the JJ) [11] or a Suslov system (specific type of a rigid-body motion) [12], etc. Mathematically, the RSJ model is studied as an example of nonlinear dynamics [13–19].

In the absence of an external ac driving component, i.e., at $I_{ac} = 0$, the solution of Eq. (1) depends on relation between I_{dc} and the critical current I_c defined as the maximum of the current-phase relation (CPR) $I_s(\varphi)$. At $I_{dc} < I_c$, the system is in the stationary state with phase φ corresponding to the fixed external current I_{dc} . At $I_{dc} > I_c$, the system enters the running state with time-dependent phase $\varphi(t)$. In this resistive regime, a finite voltage

$$V(t) = \frac{\hbar}{2e} \frac{d\varphi}{dt} \quad (2)$$

across the junction appears, and its time average defines the current-voltage characteristic (CVC) $\bar{V}(I_{dc})$. The solution of Eq. (1) demonstrates Josephson oscillations corresponding to winding of $\varphi(t)$ by integer multiples of 2π .

In the presence of external ac driving, the internal Josephson oscillations can synchronize with external driving. This leads to phase-locking, manifesting as Shapiro steps in the CVC [4, 5]. Generally, these constant-voltage steps appear at

$$\bar{V} = \pm \left(\frac{n}{k} \right) \frac{\hbar \omega}{2e}, \quad (3)$$

with natural numbers n and k .

The simplest current-phase relation corresponds to sinusoidal CPR, $I_s(\varphi) = I_c \sin \varphi$, which can be experimentally realized in the case of a tunnel Josephson junction (or in the vicinity of the superconducting critical temperature). In this case, only integer Shapiro steps arise (corresponding to $k = 1$) [6, 7, 20–22]. The fundamental importance of the phase-locking effect in this limit is underlined by applications of tunnel Josephson junctions for fundamental-constant measurement and the quantum metrology as a whole [6, 7]. In particular, measurements of the Shapiro steps provide the basis of the voltage standard.

In Josephson junctions with higher transparency, higher Josephson harmonics become essential [6, 7, 23], so that the CPR can be represented as

$$I_s(\varphi) = \sum_{m=1}^{\infty} I_m \sin m\varphi. \quad (4)$$

The fractional (subharmonic) Shapiro steps with $k > 1$ are then expected to appear, and their positions and amplitudes provide information on the CPR [23, 24]. Is there a direct correspondence between the fractionality of the Shapiro steps (values of k) and the Josephson harmonics in the CPR Eq. (4) (values of m)? In other words, do irreducible Shapiro fractions with a given k appear only due to the presence of harmonics with numbers m that are multiples of k in the CPR [25, 26]? It turns out that the answer is negative, and already two harmonics are sufficient to generate subharmonic Shapiro steps of arbitrary fractionality.

Specifically, we demonstrate in the present paper that the CPR with only two Josephson harmonics,

$$I_s(\varphi) = I_1 \sin \varphi + I_2 \sin 2\varphi, \quad (5)$$

actually generates all fractional Shapiro steps. The CVC then has a Cantor-ladder-type form (also known as the devil's staircase). We analytically find the steps' amplitudes in limiting cases.

2 General equations

We will investigate Shapiro steps in the framework of the RSJ model in the current-driven regime, see Eq. (1). We assume that due to external irradiation, the current has an ac component with frequency ω which sets natural units of time, voltage, and current. The corresponding dimensionless quantities are

$$\tau = \omega t, \quad v = V/V_0, \quad j_\alpha = I_\alpha/I_0 \quad (6)$$

(with $\alpha = s, \text{dc}, \text{ac}, 1, 2$), respectively, where

$$V_0 = \hbar\omega/2e, \quad I_0 = V_0/R. \quad (7)$$

In this notation, the RSJ equations (1)-(2) take the following form:

$$v = \dot{\varphi}, \quad (8)$$

$$\dot{\varphi} + j_s(\varphi) = j_{\text{dc}} + j_{\text{ac}} \cos(\tau + \beta), \quad (9)$$

where the dot denotes $d/d\tau$. In comparison to Eq. (1), we introduce the β phase of the ac current. Obviously, it can be eliminated by a time shift [i.e., encoded into the initial value of the phase $\varphi(0)$]; however, we prefer to keep it in order to trace the relative phase between the internal Josephson oscillations and the external ac signal.

The CVC of the Josephson junction is the $\bar{v}(j_{dc})$ dependence, where the overline denotes averaging with respect to τ . Due to the ac component of the current (external irradiation), the Shapiro steps in the CVC generally appear at

$$\bar{v} = \pm n/k, \quad (10)$$

with natural numbers n and k [this is the dimensionless form of Eq. (3)]. Implying irreducible fractions, we refer to the steps with $k = 1$ and $k > 1$ as integer and fractional ones, respectively.

For future reference, we consider the textbook case in which the current has only the dc component and the CPR contains only the first Josephson harmonic. Equation (9) then takes the form

$$\dot{\varphi} + j_1 \sin \varphi = j_{dc}, \quad (11)$$

and in the case $|j_{dc}| > j_1$, its solution is [2, 3, 27]

$$\varphi(\tau) = 2 \arctan \left[\frac{j_1 + v \tan(\nu\tau/2)}{j_{dc}} \right] + 2\pi n, \quad v(\tau) = \frac{j_{dc}^2 - j_1^2}{j_{dc} + j_1 \cos(\nu\tau - \alpha)}, \quad (12)$$

where

$$\nu = \text{sgn}(j_{dc}) \sqrt{j_{dc}^2 - j_1^2}, \quad \cos \alpha = j_1/j_{dc}, \quad \sin \alpha = \sqrt{j_{dc}^2 - j_1^2}/|j_{dc}|. \quad (13)$$

In this case, the CVC takes the form

$$\bar{v} = \nu. \quad (14)$$

Adding the ac component of the current to the rhs of Eq. (11) would lead to the appearance of integer Shapiro steps in the CVC.

3 Two harmonics in the current-phase relation

Our main focus is on the case of a Josephson junction with two harmonics in the CPR, see Eq. (5). We are interested in studying the fractional Shapiro steps in this case. Substituting the corresponding dimensionless $j_s(\varphi)$ into Eq. (9), we obtain the resulting differential equation

$$\dot{\varphi} + j_1 \sin \varphi + j_2 \sin 2\varphi = j_{dc} + j_{ac} \cos(\tau + \beta), \quad (15)$$

which we deal with below. For future use, we define $A = j_2/j_1$ as the amplitude ratio of two harmonics.

It is well-known that the Josephson junction with two harmonics in the CPR produces integer ($k = 1$) and half-integer ($k = 2$) Shapiro steps [24]. At the same time, numerical solution of Eq. (15) demonstrates the presence of all fractional steps (with arbitrary k), see Fig. 1(a). For this reason, we refer to the integer and half-integer steps as trivial ones, while the fractional Shapiro steps with $k \geq 3$ we call nontrivial.

3.1 Limit of weak external irradiation and small second harmonic ($j_{ac} \ll j_s$, $A \ll 1$)

To begin with, we consider the limit in which the ac component of the current is small compared to the maximum of $j_s(\varphi)$ (which we briefly denote as $j_{ac} \ll j_s$). In order to calculate the amplitudes of the Shapiro steps, we employ the perturbation theory with feedback [28, 29], which is well suited to treat resonances. In Eq. (15), we represent φ and j_{dc} as series with respect to small j_{ac}/j_s ,

$$\varphi(\tau) = \varphi_0(\tau) + \varphi_1(\tau) + \varphi_2(\tau) + \dots, \quad (16)$$

$$j_{dc} = j_{dc}^{(0)} + j_{dc}^{(1)} + j_{dc}^{(2)} + \dots \quad (17)$$

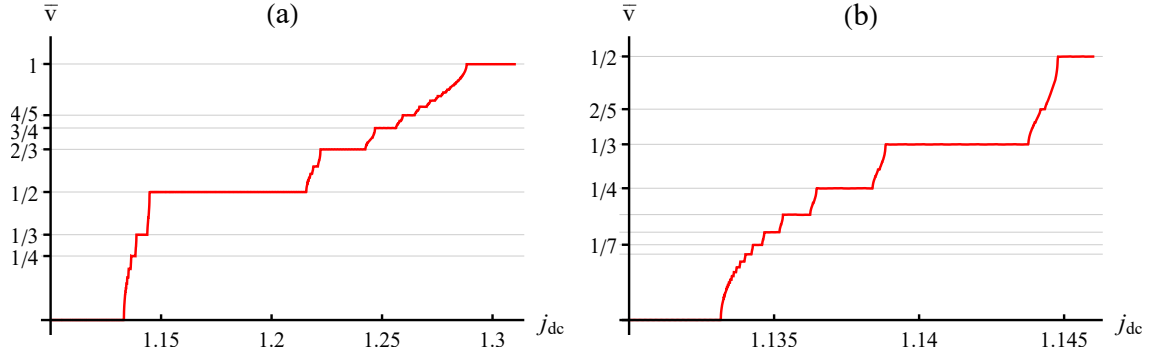


Figure 1: CVC of the Josephson junction with second Josephson harmonic in the CPR at $j_{ac} = 0.8$, $j_1 = 1$, and $A = 0.7$. (a) Range of voltages below the first Shapiro step. Many fractional steps besides half-integer one are seen. (b) Range of voltages below the $1/2$ Shapiro step [zoomed part of plot (a)]. Series of steps of type $1/k$ with $k > 1$ and the $2/5$ step, which is part of $2/k$ series are seen. Amplitude of the $2/5$ step is much less than amplitude of the steps of type $1/k$.

The idea of the perturbation theory with feedback (with respect to j_{ac}/j_s or to other parameters, as discussed below) is that at each step we adjust the value of j_{dc} [in accordance with Eq. (17)] in order to avoid divergence of $\varphi_n(\tau)$ at large τ . The point is that in the finite-voltage regime, the solution $\varphi(\tau)$ contains both a linearly growing and a periodic part. We absorb the linear part into the zeroth-order solution $\varphi_0(\tau)$ which is determined by $j_{dc}^{(0)}$, the zeroth-order part of the current. The corrections $\varphi_n(\tau)$ (with $n \geq 1$) at this value of the current may contain corrections to the linear part of the solution, which would make them unlimited functions. In order to avoid this, we adjust the value of the current, introducing corrections $j_{dc}^{(n)}$ (this is what we call a feedback). The corresponding $\varphi_n(\tau)$ are then limited functions. As a result, the series (16) yields the average voltage $\bar{v} = \bar{\varphi} = \bar{\varphi}_0$, which is a function of $j_{dc}^{(0)}$. At the same time, the current is given by the series (17), which is also a function of the starting value $j_{dc}^{(0)}$. Therefore, we obtain the CVC as a parametric dependence $\bar{v}(j_{dc})$ with parameter $j_{dc}^{(0)}$.

The zeroth approximation φ_0 is a solution of equation

$$\dot{\varphi}_0 + j_1 \sin \varphi_0 + j_2 \sin 2\varphi_0 = j_{dc}^{(0)}, \quad (18)$$

while the corrections to the phase are written as

$$\varphi_n(\tau) = \varphi_0(\tau) \int_{\tau_n}^{\tau} [j_{dc}^{(n)} + F_n(t)] \frac{dt}{\dot{\varphi}_0(t)}, \quad (19)$$

where τ_n are arbitrary constants and the first several F_n are

$$F_1 = j_{ac} \cos(\tau + \beta), \quad F_2 = (j_1 \sin \varphi_0 + 4j_2 \sin 2\varphi_0) \varphi_1^2/2, \quad \dots \quad (20)$$

To ensure the smallness of φ_n and applicability of the perturbation theory, we impose the condition $\overline{\dot{\varphi}_n} = 0$ which means that corrections to the phase do not grow with time. We write this condition in the form

$$\overline{[j_{dc}^{(n)} + F_n(\tau)] / \dot{\varphi}_0(\tau)} = 0, \quad n = 1, 2, \dots, \quad (21)$$

and calculate $j_{dc}^{(n)}$ from this equation.

In the limiting case of a small second harmonic ($A \ll 1$), we combine the perturbation theory with respect to A developed in Ref. [29] with the perturbation theory with feedback

discussed above. It means that each φ_n (with $n = 0, 1, 2, \dots$) becomes a series with respect to A . In further calculations, we do not keep terms of the order of A^2 and higher.¹ In particular,

$$\varphi_0(\tau) = f_0(\tau) + Af_1(\tau), \quad (22)$$

where f_0 is the solution of Eq. (11) with $j_{dc}^{(0)}$ in the rhs, and f_1 was obtained in Ref. [29]:

$$f_1(\tau) = \frac{2\nu^2 \ln(j_{dc}^{(0)} + j_1 \cos(\nu\tau - \alpha)) / j_1 - 2j_{dc}^{(0)} \cos(\nu\tau - \alpha)}{j_{dc}^{(0)} + j_1 \cos(\nu\tau - \alpha)}. \quad (23)$$

Then we substitute φ_0 into the expression for φ_1 . The condition that φ_1 does not grow with time [condition (21)] in the first order of perturbation theory with respect to both A and j_{ac}/j_1 gives

$$\left[j_{dc}^{(1)} + j_{ac} \cos(\tau + \beta) \right] \left[\frac{1}{\dot{f}_0(\tau)} - A \frac{\dot{f}_1(\tau)}{\dot{f}_0^2(\tau)} \right] = 0. \quad (24)$$

If $A = 0$, the second bracket is a Fourier series with only the zeroth and first harmonics of the internal Josephson oscillations, i.e., const and $e^{\pm i\nu\tau}$. At the same time, the first bracket contains harmonics ± 1 due to external irradiation. The current correction $j_{dc}^{(1)}$ is hence nonzero only in the case $\nu = \pm 1$ due to synchronization (phase-locking) between the two brackets.² This corresponds to the first integer Shapiro steps (positive and negative) with amplitude [27, 28]

$$\Delta j_{\pm 1} = j_1 j_{ac} / \sqrt{1 + j_1^2}. \quad (25)$$

In the case $A \neq 0$, expansion of the second bracket into Fourier series additionally contains all harmonics $e^{\pm i k \nu \tau}$ with $k > 1$. This corresponds to additional phase-locking at $\nu = \pm 1/k$, in which case the current correction $j_{dc}^{(1)}$ is nonzero:

$$j_{dc}^{(1)} = \frac{A j_{ac} \nu}{j_{dc}^{(0)}} \sin(\pm \beta + k\alpha) (-1)^{k+1} \left(\frac{(j_{dc}^{(0)} - \nu)^{k-1}}{(k-1)j_1^{k-1}} - \frac{(j_{dc}^{(0)} - \nu)^{k+1}}{(k+1)j_1^{k+1}} \right). \quad (26)$$

The argument of the sine in Eq. (26) contains phase shift between the external ac signal and internal Josephson oscillations. This shift can be arbitrary (formally, due to arbitrary value of the phase β), hence the sine in Eq. (26) varies between -1 and 1 , which corresponds to the step in the CVC. The phase β determines the specific point on the step (if consider the CVC choosing the current j_{dc} as an independent variable, then β adjusts as we move along the range of the current values corresponding to the step). In the first order of the perturbation theory, the two-harmonic CPR thus produces the series of fractional Shapiro steps of type $\pm 1/k$ (with integer $k > 1$) with amplitudes

$$\Delta j_{\pm 1/k} = 2 \frac{A j_{ac}}{\sqrt{k^2 j_1^2 + 1}} \left(\frac{(\sqrt{k^2 j_1^2 + 1} - 1)^{k-1}}{(k-1)(k j_1)^{k-1}} - \frac{(\sqrt{k^2 j_1^2 + 1} - 1)^{k+1}}{(k+1)(k j_1)^{k+1}} \right). \quad (27)$$

In particular, if $k = 2$ Eq. (27) reproduces formula (72) from Ref. [29] up to the redefinition of variables. At arbitrary $k > 1$, this result is equivalent to Eq. (35) from Ref. [16].

¹As we discuss later, higher orders with respect to A do not lead to qualitatively new features.

²Physically, this corresponds to synchronization between external irradiation and internal oscillations. Phase-locking implies coincidence of the frequencies of the two processes while the phase shift between them is constant. This phase shift is controlled by β .

This series of steps is illustrated in Fig. 1(b). All these steps appear in the same order of the perturbation theory, and in the limit $k \rightarrow \infty$ the amplitudes of the steps decrease as

$$\Delta j_{\pm 1/k} \simeq 4A j_{ac} e^{-1/j_1} (j_1 + 1) / k^3 j_1^2, \quad k \gg \max(1, 1/j_1). \quad (28)$$

Are there fractional steps besides the $\pm 1/k$ series? In order to study this we consider the second order of perturbation theory with respect to j_{ac}/j_1 in the case $\nu \neq \pm 1/k$. The current correction $j_{dc}^{(1)}$ is hence equal to zero. Using the expression for F_2 , we write the condition that φ_2 does not grow with time [condition (21)]:

$$\overline{\left[j_{dc}^{(2)} + (j_1/2) \varphi_1^2 \sin \varphi_0 + 2j_2 \varphi_1^2 \sin 2\varphi_0 \right]} / \dot{\varphi}_0(\tau) = 0. \quad (29)$$

The Fourier series of φ_1^2 contains harmonics $e^{\pm i(2-m\nu)\tau}$ with $m \in \mathbb{Z}$. The product of these terms with integer Fourier harmonics coming from functions of φ_0 contains the same harmonics with shifted m which leads to nonzero result after averaging over τ in the case $\nu = 2/m$.

Substitution $m = \pm 1$ gives the amplitude of the second integer Shapiro step which is

$$\Delta j_{\pm 2} = j_1 j_{ac}^2 / 4 \quad (30)$$

in the main order with respect to A and exists even in the single-harmonic case ($A = 0$) [28]. At the same time, in the case of $m \neq \pm 1$ and $A = 0$, averaged terms in Eq. (29), proportional to j_{ac}^2 , sum up to zero, hence $j_{dc}^{(2)} = 0$. This result is consistent with fact that the single-harmonic CPR produces only integer Shapiro steps. In the case $A \neq 0$, current correction $j_{dc}^{(2)}$ turns out to be nonzero at $m \neq \pm 1$ and, hence, fractional Shapiro steps of type $\pm 2/k$ with $k > 2$ appear. All these steps appear in the same order of the perturbation theory, and their amplitudes are

$$\Delta j_{\pm 2/k} \propto A j_{ac}^2. \quad (31)$$

The dependence on A emphasizes that fractional steps appear due to the presence of the second Josephson harmonic in the CPR.

Analyzing the harmonic structure of Eq. (21) in higher orders of perturbation theory with respect to j_{ac}/j_1 , we come to the conclusion that if the CPR includes two harmonics, all fractional Shapiro steps appear, and in the limiting case $A \ll 1$, $j_{ac} \ll j_1$ amplitudes of fractional step $\pm n/k$ are

$$\Delta j_{\pm n/k} \propto A j_{ac}^n \quad (32)$$

in the main order of perturbation theory (while amplitudes of integer steps are $\Delta j_{\pm n} \propto j_{ac}^n$ [27]). The largest step sizes correspond to the “main” $\pm 1/k$ series [see Eq. (27) for exact result].

In the above discussion of fractional Shapiro steps, we have considered all orders of the perturbation theory with respect to j_{ac}/j_1 and only linear one with respect to A . The reason is that keeping terms of the order of A^2 and higher in Eq. (22) does not lead to the appearance of new Shapiro steps, while only producing corrections to amplitudes of the previously found steps. The point is that all possible Fourier harmonics in $1/\dot{\varphi}_0(\tau)$ in Eq. (21), and hence in $F_n(\tau)$ too, are already generated by the first order with respect to A .

3.2 Limit of large dc current ($j_{dc} \gg j_s$)

In this section, we apply the perturbation theory with feedback in the limiting case of large dc current [30], defined by conditions

$$j_1/j_{dc} \ll 1, \quad j_2/j_{dc} \ll 1. \quad (33)$$

This implies that the dc component of the current is large compared to the supercurrent, $j_{\text{dc}} \gg j_s$. Compared to the previous limiting case, condition $A \ll 1$ is not required.

The perturbation theory with feedback in this limiting case is a modification of the approach employed in Sec. 3.1. It starts with expansions (16) and (17), however, small parameters are now given by Eq. (33).

In the zeroth order of the perturbation theory, Eq. (15) becomes

$$\dot{\varphi}_0 = j_{\text{dc}}^{(0)} + j_{\text{ac}} \cos(\tau + \beta). \quad (34)$$

Its straightforward solution is

$$\varphi_0 = \Delta\varphi + j_{\text{dc}}^{(0)}\tau + j_{\text{ac}} \sin(\tau + \beta), \quad (35)$$

where $\Delta\varphi$ is the initial value of φ_0 and can be arbitrary. Phase shift β is then redundant and we assume it equal to zero; the arbitrary phase shift between the junction dynamics and the external signal is now controlled by $\Delta\varphi$.

As we will see below, fractional Shapiro steps of the most general form $\pm n/k$ appear in this limiting case. According to Eq. (10), this must correspond to

$$j_{\text{dc}}^{(0)} = \pm n/k. \quad (36)$$

In the first order of the perturbation theory, expanding $\sin \varphi_0$ and $\sin 2\varphi_0$ into the Fourier series with respect to τ , we obtain

$$\dot{\varphi}_1 = j_{\text{dc}}^{(1)} - j_1 \sum_{m=-\infty}^{\infty} J_m(j_{\text{ac}}) \sin((j_{\text{dc}}^{(0)} + m)\tau + \Delta\varphi) - j_2 \sum_{m=-\infty}^{\infty} J_m(2j_{\text{ac}}) \sin((2j_{\text{dc}}^{(0)} + m)\tau + 2\Delta\varphi), \quad (37)$$

where $J_m(z)$ are the Bessel functions of the first kind. This formula implies only integer ($j_{\text{dc}}^{(0)} = \pm n$) and half-integer ($j_{\text{dc}}^{(0)} = \pm n/2$) Shapiro steps. Their amplitudes are

$$\Delta j_{\pm n} = 2 \max_{\Delta\varphi} |j_1 J_n(j_{\text{ac}}) \sin \Delta\varphi + j_2 J_{2n}(2j_{\text{ac}}) \sin 2\Delta\varphi|, \quad (38)$$

$$\Delta j_{\pm n/2} = 2j_2 |J_n(2j_{\text{ac}})|, \quad (39)$$

respectively. The occurrence of trivial steps is directly caused only by the presence of the corresponding Josephson harmonic in the CPR. Equation (38) at arbitrary n and Eq. (39) at $n = 1$ reproduce expressions obtained in Ref. [30] (in the $\beta = 0$ limit).

In order to find nontrivial fractional Shapiro steps (with $k > 2$), we assume $j_{\text{dc}}^{(0)} \neq \pm n$ and $\pm n/2$, which leads to $j_{\text{dc}}^{(1)} = 0$, and investigate the second order of the perturbation theory:

$$\dot{\varphi}_2 = j_{\text{dc}}^{(2)} - (j_1 \cos \varphi_0 + 2j_2 \cos 2\varphi_0)\varphi_1. \quad (40)$$

The Fourier series coming from φ_1 and functions of φ_0 contain harmonics $e^{\pm i(j_{\text{dc}}^{(0)} - m)\tau}$ and $e^{\pm i(2j_{\text{dc}}^{(0)} - m)\tau}$ with $m \in \mathbb{Z}$. Products of these terms generate harmonics with $(3j_{\text{dc}}^{(0)} - m)\tau$ and $(4j_{\text{dc}}^{(0)} - m)\tau$ in the argument of exponent, which may lead to nonzero result after averaging over τ in the cases $j_{\text{dc}}^{(0)} = m/3$ and $j_{\text{dc}}^{(0)} = m/4$.

If $j_{\text{dc}}^{(0)} = \pm n/3$, the condition that φ_2 does not grow with time gives

$$j_{\text{dc}}^{(2)} = \frac{3}{2} j_1 j_2 \cos(3\Delta\varphi) \sum_{m=-\infty}^{\infty} \frac{J_m(j_{\text{ac}}) J_{-m \mp n}(2j_{\text{ac}})}{\pm n + 3m}. \quad (41)$$

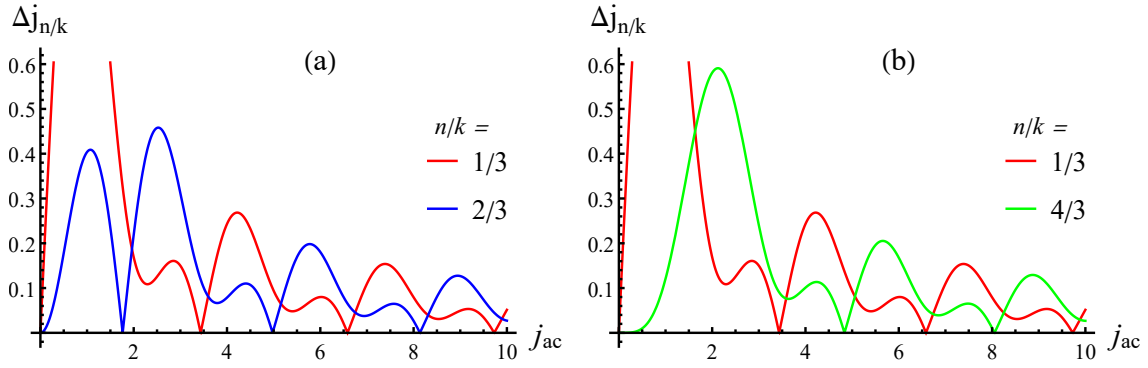


Figure 2: Sizes $\Delta j_{n/k}$ of fractional Shapiro steps from the $\pm n/3$ series as functions of j_{ac} . The amplitudes of the two Josephson harmonics are taken equal, $j_1 = j_2 = 1$. Values of the numerator: (a) $n = 1$ and 2 ; (b) $n = 1$ and 4 .

Due to the arbitrary value of the initial phase $\Delta\varphi$, the cosine in Eq. (41) varies between -1 and 1 , which corresponds to the step in the CVC. In the second order of the perturbation theory, the two-harmonic CPR thus produces the series of fractional Shapiro steps of type $\pm n/3$ with amplitudes

$$\Delta j_{\pm n/3} = 3j_1j_2 \left| \sum_{m=-\infty}^{\infty} \frac{J_m(j_{ac})J_{-n-m}(2j_{ac})}{n+3m} \right|. \quad (42)$$

This result is illustrated in Fig. 2.

In the case $j_{dc}^{(0)} = \pm n/4$, the condition that φ_2 does not grow with time gives

$$j_{dc}^{(2)} = 2j_2^2 \cos(4\Delta\varphi) \sum_{m=-\infty}^{\infty} \frac{J_m(2j_{ac})J_{-m\mp n}(2j_{ac})}{\pm n + 2m}. \quad (43)$$

However, the sum in Eq. (43) is equal to zero, therefore, fractional Shapiro steps of type $\pm n/4$ do not appear in the second order of the perturbation theory. This is not unexpected. The Fourier series that consists of harmonics $e^{\pm(4j_{dc}^{(0)}-m)\tau}$ in Eq. (40) does not contain j_1 and hence does not depend on the presence of the first Josephson harmonic in the CPR. If the series in Eq. (43) was nonzero, we could assume $j_1 = 0$, replace $2\varphi_0$ with φ_0 and obtain fractional half-integer Shapiro steps produced by the single-harmonic CPR. Vanishing of Eq. (43) emphasizes the fact that nontrivial fractional Shapiro steps appear only due to the interplay of different Josephson harmonics.

Are there nontrivial fractional steps besides the $\pm n/3$ series? In order to study this we consider higher orders of the perturbation theory with respect to $j_{1,2}/j_{dc}$ in the case $j_{dc}^{(0)} \neq \pm n/k$ with $k = 1, 2$, and 3 . The current correction $j_{dc}^{(2)}$ is hence equal to zero. In the third order of the perturbation theory:

$$\dot{\varphi}_3 = j_{dc}^{(3)} - (j_1 \cos \varphi_0 + 2j_2 \cos 2\varphi_0)\varphi_2 + (j_1 \sin \varphi_0 + 4j_2 \sin 2\varphi_0)\varphi_1^2/2. \quad (44)$$

We proceed in the same manner as before, considering harmonics generated in the rhs of this expression.

As a result, in the third order of the perturbation theory we find series of fractional steps

of types $\pm n/4$ and $\pm n/5$ with amplitudes

$$\Delta j_{\pm n/4} = 8j_1^2 j_2 \left| \sum_{m=-\infty}^{\infty} \sum_{l=-\infty}^{\infty} \frac{J_m(j_{ac})J_l(j_{ac})J_{-n-m-l}(2j_{ac})}{(n+4m)(n+4l)} \right|, \quad (45)$$

$$\Delta j_{\pm n/5} = \frac{25}{4} j_1 j_2^2 \left| \sum_{m=-\infty}^{\infty} \sum_{l=-\infty}^{\infty} \frac{J_m(2j_{ac})J_l(2j_{ac})J_{-n-m-l}(j_{ac})}{(2n+5m)(2n+5l)} \right|. \quad (46)$$

It is important to note that fractional Shapiro steps of type $\pm n/4$ appear due to product of the first and second harmonics, and fractional steps of type $\pm n/6$ do not appear, because in this order of the perturbation theory they cannot be produced by the interplay of Josephson harmonics.

According to the results above, we find a certain pattern that the amplitude of the fractional Shapiro steps of type $\pm n/k$ is

$$\Delta j_{\pm n/k} \propto j_1^\alpha j_2^\beta \quad \text{with} \quad \alpha + 2\beta = k \quad (47)$$

(while $\alpha + \beta$ is the order of the perturbation theory which should be minimized to get the main contribution to the steps size). At the same time, for nontrivial Shapiro steps, both α and β should be nonzero, because otherwise we would have a contribution to the steps size generated by a single Josephson harmonic, while we know that a single-harmonic CPR only produces trivial steps. As a result,

$$\beta = \left\lceil \frac{k-1}{2} \right\rceil. \quad (48)$$

In the above derivation, we have explicitly checked this pattern for k from 1 to 5. Analyzing the harmonic structure of $\varphi_n(\tau)$ in higher orders of perturbation theory with respect to $j_{1,2}/j_{dc}$, we conclude that if the CPR contains the two harmonics, then all fractional Shapiro steps appear. According to Eqs. (47) and (48), fractional steps of types $\pm n/2k$ and $\pm n/(2k+1)$ appear in the $(k+1)$ th order of perturbation theory with respect to $j_{1,2}/j_{dc}$, and their amplitudes are

$$\Delta j_{\pm n/2k} \propto j_1^2 j_2^{k-1}, \quad \Delta j_{\pm n/(2k+1)} \propto j_1 j_2^k. \quad (49)$$

3.3 Overlap of the two limiting cases

The conditions of the limiting cases considered in Secs. 3.1 and 3.2 are compatible if $j_{ac}, j_2 \ll j_1 \ll j_{dc}$. So, in this overlapping regime, we can compare the results of the above limiting cases. Approaching this regime from the limiting case of small amplitude of the ac current and small amplitude of the second Josephson harmonic (Sec. 3.1), we need to additionally assume $j_1 \ll j_{dc}$ [equivalent to $kj_1 \ll 1$ in Eq. (27)]. Equation (27) then yields

$$\Delta j_{\pm 1/k} = j_1^{k-2} j_2 j_{ac} / 2^{k-2} (k-1). \quad (50)$$

Alternatively, we may approach the overlapping regime starting from the limiting case of large dc current (Sec. 3.2), additionally assuming $j_{ac}, j_2 \ll j_1$. Substituting $n = 1$, we then see that Eqs. (39), (42), and (45) reproduce Eq. (50) with $k = 2, 3$, and 4, respectively.

At the same time, the results of the two limiting cases differ from each other in the case of $\pm 1/k$ Shapiro steps with $k > 4$ [see Eq. (50) vs Eq. (49)]. Actually, they are both legitimate contributions to the amplitudes of the steps; however, their relative importance depends on an additional parameter j_1^2/j_2 . In Sec. 3.2, we did not assume any special limit with respect to this parameter, so we minimized $\alpha + \beta$ in Eq. (47) in order to minimize the overall power of $j_1^\alpha j_2^\beta$, obtaining Eq. (48). However, if we assume $j_1^2 \gg j_2$, the main contribution stems from minimizing β , which yields $\beta = 1$. The dominant contribution to the amplitude of the

fractional steps of $\pm 1/k$ type is then given by Eq. (50). In the opposite case, $j_1^2 \ll j_2$, Eq. (48) is valid and the main result is given by Eq. (49) with $n = 1$.

Generalization of the above reasoning to arbitrary nontrivial fractions $\pm n/k$ (with $k \geq 3$) is straightforward. In the case $j_1^2 \gg j_2$, the amplitude of the step is given by Eq. (32) [instead of Eq. (50)], which can be refined as

$$\Delta j_{\pm n/k} \propto j_1^{k-2} j_2 j_{ac}^n. \quad (51)$$

In the opposite case, $j_1^2 \ll j_2$, the main result is given by Eq. (49), which can be refined as

$$\Delta j_{\pm n/2k} \propto j_1^2 j_2^{k-1} j_{ac}^n, \quad \Delta j_{\pm n/(2k+1)} \propto j_1 j_2^k j_{ac}^n. \quad (52)$$

As before, the differences arise at $k > 4$. The reason is that at such values of k , Eq. (47) has several solutions with respect to nonzero α and β .

3.4 Stability of the solutions

In this section, we perform a stability analysis of the perturbative solutions $\varphi(\tau)$ obtained in Secs. 3.1 and 3.2. The analysis can be performed similarly to that in Ref. [13]. We introduce a small perturbation $\delta\varphi(\tau)$ to our solution and linearize Eq. (15) with respect to it. The resulting equation

$$\delta\dot{\varphi} + \delta\varphi(j_1 \cos \varphi + 2j_2 \cos 2\varphi) = 0 \quad (53)$$

yields

$$\delta\varphi(\tau) = \exp \left[- \int^\tau (j_1 \cos \varphi + 2j_2 \cos 2\varphi) d\tau' \right]. \quad (54)$$

The perturbative solution is stable if $\delta\varphi(\tau)$ does not grow with time. To ensure the smallness of $\delta\varphi$, we impose the condition

$$\tilde{j} \equiv \overline{(j_1 \cos \varphi + 2j_2 \cos 2\varphi)} \geq 0. \quad (55)$$

In the limiting case of weak external irradiation and small second Josephson harmonic (Sec. 3.1), we differentiate Eq. (15) with respect to τ and write the resulting relation as

$$-(j_1 \cos \varphi^* + 2j_2 \cos 2\varphi^*) = (\ddot{\varphi}^* + j_{ac} \sin(\tau + \beta)) / \dot{\varphi}^*, \quad (56)$$

where φ^* is the exact solution of Eq. (15). We note that $\overline{\ddot{\varphi}^* / \dot{\varphi}^*} = 0$ and substitute the exact relation (56) into the average in Eq. (55) with the perturbative φ [taken from Eq. (22)] instead of φ^* . According to this accuracy, we keep only the terms up to the first order with respect to j_{ac} and A , obtaining

$$\tilde{j}^{(3.1)} = j_{ac} \cos(\tau + \beta) \left[\frac{1}{\dot{f}_0(\tau)} - A \frac{\dot{f}_1(\tau)}{\dot{f}_0^2(\tau)} \right]. \quad (57)$$

The structure of Eq. (57) is similar to the expression for $j_{dc}^{(1)}$ from Eq. (24). Hence, similarly to $j_{dc}^{(1)}$, we find that $\tilde{j}^{(3.1)}$ is nonzero only in the case $\nu = \pm 1/k$ with integer k . In this case, $\tilde{j}^{(3.1)} \propto \cos(\pm\beta + k\alpha)$, while $j_{dc}^{(1)} \propto \sin(\pm\beta + k\alpha)$. Although the value of the sine is unambiguously determined by $j_{dc}^{(1)}$, the sign of the cosine can be both positive or negative. Therefore, we can always choose a value of β corresponding to the stable solution φ . In the case $\nu \neq \pm 1/k$, we need to investigate higher orders of the perturbation theory with respect to j_{ac}/j_1 , which can be considered in a similar manner.

Turning now to the limiting case of large dc current (Sec. 3.2), we note that the expression under the average in Eq. (55) is nothing but $\partial j_s(\varphi) / \partial \varphi$. We substitute there the perturbative

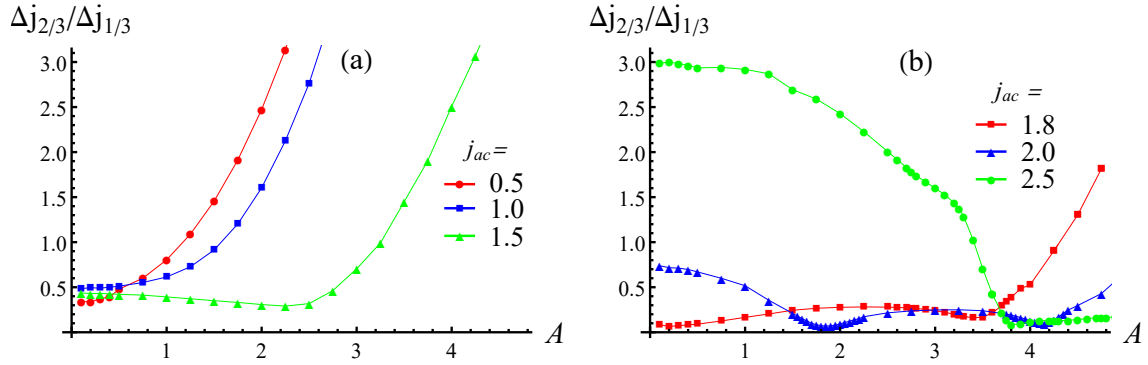


Figure 3: Ratio of the amplitudes of the 2/3 and 1/3 fractional Shapiro steps as a function of A at $j_1 = 1/3$ and different values of j_{ac} : (a) $j_{ac} = 0.5, 1.0, 1.5$; (b) $j_{ac} = 1.8, 2.0, 2.5$. Numerically calculated data points are shown by symbols (connected by straight lines for convenience). Accurate numerical determination of the step sizes becomes challenging in the case of small steps.

solution φ with accuracy up to the third order with respect to j_s/j_{dc} , as obtained in Sec. 3.2. Expanding the average in Eq. (55) with this accuracy, we can write the result as

$$\tilde{j}^{(3,2)} = \overline{\frac{\partial j_s(\varphi_0)}{\partial \varphi_0}} + \varphi_1 \overline{\frac{\partial^2 j_s(\varphi_0)}{\partial \varphi_0^2}} + \varphi_2 \overline{\frac{\partial^2 j_s(\varphi_0)}{\partial \varphi_0^2}} + \frac{\varphi_1^2}{2} \overline{\frac{\partial^3 j_s(\varphi_0)}{\partial \varphi_0^3}}. \quad (58)$$

The current corrections from Sec. 3.2 can actually be expressed in the same manner:

$$j_{dc}^{(1)} = \overline{j_s(\varphi_0)}, \quad j_{dc}^{(2)} = \overline{\varphi_1 \frac{\partial j_s(\varphi_0)}{\partial \varphi_0}}, \quad j_{dc}^{(3)} = \overline{\varphi_2 \frac{\partial j_s(\varphi_0)}{\partial \varphi_0} + \frac{\varphi_1^2}{2} \frac{\partial^2 j_s(\varphi_0)}{\partial \varphi_0^2}}. \quad (59)$$

From this equation, considering different series of fractional steps (i.e., substituting $j_{dc}^{(0)} = \pm n/k$ with $k = 2, \dots, 5$), we find that the current correction producing the series with denominator k , is proportional to $\sin k\Delta\varphi$ or $\cos k\Delta\varphi$ (depending on k). At the same time, due to additional differentiation of the CPR in Eq. (58), in the main order with respect to j_s/j_{dc} for the same k , we find $\tilde{j}^{(3,2)} \propto \cos k\Delta\varphi$ or $\sin k\Delta\varphi$, respectively. Similarly to the previous limiting case, due to this swap, we can always choose a value of $\Delta\varphi$ corresponding to the stable solution φ . Higher orders of the perturbation theory with respect to j_s/j_{dc} can be considered in a similar manner.

3.5 Comparison between the 1/3 and 2/3 steps

A natural question inspired by the presence of nontrivial fractional Shapiro steps is the hierarchy of their amplitudes. The obvious example is the comparison between $\Delta j_{1/3}$ and $\Delta j_{2/3}$. We have already seen that under the conditions of Sec. 3.1 (small j_{ac} and A), the result is $\Delta j_{2/3}/\Delta j_{1/3} \propto j_{ac} \ll 1$ [see Eq. (32)]. At the same time, under the conditions of Sec. 3.2 (large j_{dc}), the ratio of the two amplitudes can be both smaller and greater than 1 [see Eq. (42) and Fig. 2(a)].

More general cases can be studied numerically. We illustrate the results in Fig. 3. Generally, the $\Delta j_{2/3}/\Delta j_{1/3}$ ratio can be smaller or greater than 1. At not too small j_{ac} , it becomes a nontrivial function of all the problem parameters. In particular, the curves in Fig. 3 become nonmonotonic as functions of A .

4 More harmonics in the current-phase relation

In this section, we consider the CPR with three Josephson harmonics and then discuss generalization to the case of more harmonics. In the limiting case of small amplitude of the higher Josephson harmonics and ac current, considered in Sec. 3.1, the presence of the third harmonic leads to the complication of Eq. (18) and expressions for $F_n(\tau)$ with $n > 1$. However, similarly to the terms $\propto A^2$, it does not lead to the appearance of new Shapiro steps. The point is that all possible Fourier harmonics in $1/\dot{\phi}_0(\tau)$ in Eq. (21), and hence in $F_n(\tau)$ too, are already generated by the presence of the second Josephson harmonic in the CPR. At the same time, physically, the condition $A \ll 1$ can be due to the small transparency $T \ll 1$ of the Josephson junction. If this is indeed so, then the amplitude of the n th Josephson harmonic is proportional to T^n , hence the normalized amplitude of the third harmonic is $\sim A^2$. Along the same lines as at the end of Sec. 3.1, we conclude that the presence of the third Josephson harmonic (as well as higher ones) does not affect the amplitude of the nontrivial fractional Shapiro steps in the main order of the perturbation theory.

In the limiting case of large dc current, considered in Sec. 3.2, CPR with three Josephson harmonics produces all fractional steps in lower orders of the perturbation theory, compared to the case of only two Josephson harmonics. Similarly to the case of two harmonics, amplitude of the fractional Shapiro steps of type $\pm n/k$ is proportional to $j_1^\alpha j_2^\beta j_3^\gamma$ with $\alpha + 2\beta + 3\gamma = k$ (while $\alpha + \beta + \gamma$ is the order of the perturbation theory which should be minimized to get the main contribution to the steps size). At the same time, for nontrivial Shapiro steps, at least two out of three α , β , and γ should be nonzero, because otherwise we would be dealing with a single-harmonic contribution which is known to vanish. (The above consideration is straightforwardly generalized to the case of more Josephson harmonics.)

At the same time, fractional Shapiro steps of type $\pm n/3$ now become trivial and appear in the first order of the perturbation theory. Applying the rule described above, we conclude that steps of type $\pm n/4$ and $\pm n/5$ appear in the second order of the perturbation theory due to the interplay of the third Josephson harmonic with the first and the second one, respectively. Amplitudes of these steps are $\propto j_1 j_3$ and $\propto j_2 j_3$, respectively.

5 Josephson diode effect

In this section, we discuss the manifestation of the Josephson diode effect (JDE) in fractional Shapiro steps. The diode effect refers to the dependence of a junction's properties on the direction of the current. We consider a modification of the CPR in Eq. (5) by a phase shift $\tilde{\phi}$ between the two Josephson harmonics, so that the dimensionless CPR becomes

$$j_s(\varphi) = j_1 \sin \varphi + j_2 \sin(2\varphi - \tilde{\phi}). \quad (60)$$

This form of the CPR effectively arises in different physical systems such as combined $0-\pi$ JJs in magnetic field [31], JJs between exotic superconductors with broken time-reversal symmetry [32], asymmetric SQUIDs with higher Josephson harmonics [29, 33], and SQUIDs with three sinusoidal JJs in the loop [34]. Nontrivial values of the phase shift ($\tilde{\phi} \neq 0 \bmod \pi$) require breaking of the time-reversal symmetry (due to, e.g., an external magnetic field).

If $\tilde{\phi} \neq 0 \bmod \pi$, our numerical calculations demonstrate asymmetry between amplitudes of positive and negative fractional steps, see Fig. 4. Analytically, the presence of $\tilde{\phi}$ slightly changes current corrections in Eqs. (26) and (41): $\pm\beta + k\alpha + \tilde{\phi}$ instead of $\pm\beta + k\alpha$ in the argument of sine and $3\Delta\varphi - \tilde{\phi}$ instead of $3\Delta\varphi$ in the argument of cosine, respectively. This means, that fractional Shapiro steps remain symmetric in the main order of the perturbation theory. In order to find asymmetry, higher orders of the perturbation theory are required.

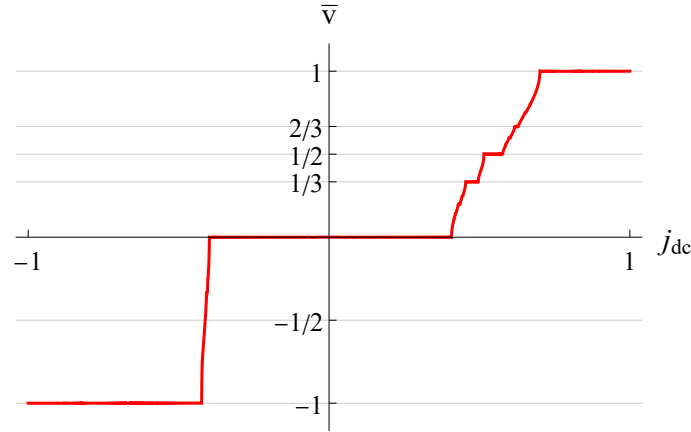


Figure 4: CVC of the JJ with two Josephson harmonics in the CPR at $j_{ac} = 2.5$, $j_1 = 1$, $A = 1$, and $\tilde{\phi} = \pi/2$. Nontrivial value of the phase shift $\tilde{\phi}$ between the harmonics leads to the Josephson diode effect. The figure demonstrates asymmetry between the positive and negative fractional Shapiro steps (the negative ones are present although hardly visible at the chosen values of the parameters).

In the limiting case of small amplitude of the ac current and small amplitude of the second Josephson harmonic, we further develop the derivation of Sec. 3.1 and consider the second order with respect to A . To illustrate the results, we consider the main series of the fractional Shapiro steps. The corresponding asymmetric correction to the steps size can be written as

$$\Delta j_{\pm 1/k}^{(\text{asym})} = \mp \gamma j_{ac} A^2 \sin \tilde{\phi}, \quad (61)$$

where the γ factor is positive and depends only on j_{dc} and j_1 .

In the limiting case of large dc current we further develop the derivation of Sec. 3.2. Considering the next order with respect to $j_{1,2}/j_{dc}$, we find asymmetric corrections to the amplitudes of fractional steps, which are

$$\Delta j_{\pm n/2k}^{(\text{asym})} = \pm (\gamma_1 j_1^4 j_2^{k-2} + \gamma_2 j_1^2 j_2^k) \sin \tilde{\phi}, \quad (62)$$

$$\Delta j_{\pm n/(2k+1)}^{(\text{asym})} = \pm (\gamma_3 j_1^3 j_2^{k-1} + \gamma_4 j_1 j_2^{k+1}) \sin \tilde{\phi}, \quad (63)$$

where $\gamma_1, \gamma_2, \gamma_3$, and γ_4 depend only on j_{dc} and j_{ac} .

6 Discussion

Now we comment on the difference between the RSJ model that we have studied and its possible modifications.

Reference [18] states that in the case of $I_s(\varphi)$ containing at least two Josephson harmonics, there exists an analytic driving force $I_{ac}(t)$ such that all fractional Shapiro steps exist. Our results imply that a monochromatic driving force $I_{ac} \cos \omega t$ is sufficient for that.

Interestingly, the RSJ model of type (15) is considered in relation to searching for a 4π -periodic contribution to the Josephson current from topologically protected Andreev levels (Majorana bound states) [35–38]. In this context, in addition to the conventional $\sin \varphi$ contribution, the Josephson current is assumed to possess a 4π -periodic term: $I_{2\pi, 4\pi}(\varphi) = I_{2\pi} \sin \varphi + I_{4\pi} \sin(\varphi/2)$. Obviously, the resulting equations are equivalent to ours up to rescaling $\varphi \mapsto 2\varphi$, $e \mapsto 2e$. The even and odd Shapiro steps discussed in the context of the 4π -periodic Josephson effect [35–38] then correspond to our integer and half-integer steps, i.e., to trivial Shapiro

steps. At the same time, our results imply presence of all possible fractional Shapiro steps also in the $I_{2\pi,4\pi}$ model.

A modification often considered in the literature corresponds to a different driving regime: instead of the current-driven case, one can assume the voltage-driven case. In this regime, not the current but the voltage is fixed, $V(t) = V_{dc} + V_{ac} \cos \omega t$. The phase $\varphi(t)$ is then found not from the RSJ equation (1) but directly from the Josephson relation (2). The result determines the current $I_s(\varphi(t))$ that demonstrates the Shapiro features (spikes) in the $\bar{I}_s(V_{dc})$ dependence at V_{dc} given by the same relation as Eq. (3). In the case of only one harmonic in the CPR, only integer Shapiro spikes arise [6, 39]. Higher harmonics in the CPR lead to fractions with $k > 1$, and the denominators directly correspond to the harmonic number [39, 40]. This means that irreducible Shapiro fractions with a given k appear only due to the presence of the harmonics with numbers m that are multiples of k in the CPR. As a result, a CPR with only two harmonics, Eq. (5), generates only integer and half-integer Shapiro features.

Returning to the current-driven regime, we now focus on the sinusoidal CPR with $I_s(\varphi) = I_c \sin \varphi$. As we have already mentioned, in this case, the RSJ model (1) produces only integer steps [6, 7, 20–22]. At the same time, this model can be considered as the overdamped limit of the more general Resistively and Capacitively Shunted Junction (RCSJ) model [6, 7]. The RCSJ model differs from Eq. (1) by additional term $(\hbar C/2e)d^2\varphi/dt^2$ in the left-hand side (where C is the capacitance). This modification leads to the generation of all subharmonic steps and to the devil's staircase structure of the CVC even with in the case of the sinusoidal CPR [41–43].

Finally, we comment on the experimental relevance of a CPR with only two Josephson harmonics ($m = 1, 2$). Such CPR can be a good approximation in JJs close to the tunneling limit. Theoretically, higher Josephson harmonics contain additional powers of small junction transparency. In a recent experiment [44], the second Josephson harmonic was shown to be the leading correction to the first one in tunnel junctions. Alternatively, the second harmonic may become important if the first one is suppressed due to additional physical mechanisms, e.g., near the $0-\pi$ transition [45–49].

7 Conclusions

In the framework of the RSJ model (9), we have theoretically investigated a Josephson junction with the CPR (5) containing two Josephson harmonics. We demonstrate that due to the presence of the second Josephson harmonic, in the current-driven regime, not only integer and half-integer but also all fractional (subharmonic) steps appear. We employ a combination of perturbative methods to find analytically amplitudes of the fractional Shapiro steps (generally given by $\bar{v} = \pm n/k$ which we assume to be irreducible fractions).

In the limiting case of small amplitude of the ac current and small amplitude of the second Josephson harmonic ($j_{ac} \ll j_1$, $A = j_2/j_1 \ll 1$), in the first order of the perturbation theory, we reproduce the result of Ref. [16] for the amplitudes of fractional steps of type $\pm 1/k$ with $k > 1$. The amplitudes of these steps are $\propto A j_{ac}$ [see Eq. (27)]. In the next order of the perturbation theory with respect to j_{ac}/j_1 , we find fractional steps of type $\pm 2/k$ with $k > 2$; their amplitudes are $\propto A j_{ac}^2$. The structure of the perturbation theory suggests that the n th order reveals fractional steps of type $\pm n/k$ with amplitudes $\propto A j_{ac}^n$. At the same time, higher orders of the perturbation theory with respect to A only provide small corrections to the above results.

In the limiting case of large dc current, we find amplitudes of nontrivial fractional steps of type $\pm n/3$ in the second order of the perturbation theory with respect to $j_1/j_{dc} \ll 1$ and $j_2/j_{dc} \ll 1$. Their amplitudes are $\propto j_1 j_2$ [see Eq. (42)]. We also find amplitudes of fractional

steps of types $\pm n/4$ and $\pm n/5$ in the third order of the perturbation theory; their amplitudes are $\propto j_1^2 j_2$ and $\propto j_1 j_2^2$, respectively [see Eqs. (45) and (46)]. The structure of the perturbation theory suggests that the $(k + 1)$ th order reveals fractional steps of types $\pm n/2k$ and $\pm n/(2k + 1)$ with amplitudes $\propto j_1^2 j_2^{k-1}$ and $\propto j_1 j_2^k$, respectively. Importantly, nontrivial fractional steps appear due to product of different Josephson harmonics and do not arise in the single-harmonic case.

Additionally, we consider the CPR with a phase shift between the two Josephson harmonics, Eq. (60), which leads to the Josephson diode effect. In the case of fractional steps, this is manifested in asymmetry between the n/k and $-n/k$ steps. In the limiting cases, we find the corresponding asymmetries which turn out to be small compared to the amplitudes of the steps. The results are presented in Eqs. (61)-(63).

Acknowledgements

We thank S. S. Apostoloff, A. A. Glutsyuk, M. Yu. Kupriyanov, A. G. Semenov, Yu. M. Shukrinov, M. A. Skvortsov, and A. D. Zaikin for useful discussions.

Funding information The work was supported by the Ministry of Science and Higher Education of the Russian Federation (state assignment for the Landau Institute for Theoretical Physics).

References

- [1] L. G. Aslamazov, A. I. Larkin and Yu. N. Ovchinnikov, *Josephson effect in superconductors separated by a normal metal*, Zh. Eksp. Teor. Fiz. **55**, 323 (1968), [Sov. Phys. JETP **28**, 171 (1969)].
- [2] W. C. Stewart, *Current-voltage characteristics of Josephson junctions*, Appl. Phys. Lett. **12**(8), 277 (1968), doi:[10.1063/1.1651991](https://doi.org/10.1063/1.1651991).
- [3] D. E. McCumber, *Effect of ac impedance on dc voltage-current characteristics of superconductor weak-link junctions*, J. Appl. Phys. **39**(7), 3113 (1968), doi:[10.1063/1.1656743](https://doi.org/10.1063/1.1656743).
- [4] B. D. Josephson, *Possible new effects in superconductive tunnelling*, Phys. Lett. **1**, 251 (1962), doi:[10.1016/0031-9163\(62\)91369-0](https://doi.org/10.1016/0031-9163(62)91369-0).
- [5] S. Shapiro, *Josephson currents in superconducting tunneling: The effect of microwaves and other observations*, Phys. Rev. Lett. **11**, 80 (1963), doi:[10.1103/PhysRevLett.11.80](https://doi.org/10.1103/PhysRevLett.11.80).
- [6] A. Barone and G. Paterno, *Physics and Applications of the Josephson Effect*, Wiley, New York (1982).
- [7] K. K. Likharev, *Dynamics of Josephson Junctions and Circuits*, Gordon and Breach, New York (1986).
- [8] S. N. Artemenko and A. F. Volkov, *On the theory of the Fröhlich conductivity of a conductor with a commensurable charge density wave*, Zh. Eksp. Teor. Fiz. **81**, 1872 (1981), [Sov. Phys. JETP **54**, 992 (1981)].
- [9] W. Wonneberger, *Harmonic mixing in the classical charge density wave model above threshold*, Z. Phys. B: Condens. Matter **53**, 167 (1983), doi:[10.1007/BF01388537](https://doi.org/10.1007/BF01388537).

- [10] G. Grüner and A. Zettl, *Charge density wave conduction: A novel collective transport phenomenon in solids*, Phys. Rep. **119**(3), 117 (1985), doi:[https://doi.org/10.1016/0370-1573\(85\)90073-0](https://doi.org/10.1016/0370-1573(85)90073-0).
- [11] D. B. Sullivan and J. E. Zimmerman, *Mechanical analogs of time dependent Josephson phenomena*, Am. J. Phys. **39**(12), 1504 (1971), doi:[10.1119/1.1976705](https://doi.org/10.1119/1.1976705).
- [12] I. A. Bizyaev and I. S. Mamaev, *Dynamics of the nonholonomic Suslov problem under periodic control: unbounded speedup and strange attractors*, J. Phys. A: Math. Theor. **53**(18), 185701 (2020), doi:[10.1088/1751-8121/ab7e52](https://doi.org/10.1088/1751-8121/ab7e52).
- [13] R. L. Kautz, *Noise, chaos, and the Josephson voltage standard*, Rep. Prog. Phys. **59**(8), 935 (1996), doi:[10.1088/0034-4885/59/8/001](https://doi.org/10.1088/0034-4885/59/8/001).
- [14] S. H. Strogatz, *Nonlinear Dynamics and Chaos: With Applications to Physics, Biology, Chemistry, and Engineering*, CRC Press, Boca Raton, doi:[10.1201/9780429492563](https://doi.org/10.1201/9780429492563) (2015).
- [15] V. M. Buchstaber, O. V. Karpov and S. I. Tertychniy, *Rotation number quantization effect*, Teor. Mat. Fiz. **162**, 211 (2010), doi:[10.1007/s11232-010-0016-4](https://doi.org/10.1007/s11232-010-0016-4), [Theor. Math. Phys. **176**, 965 (2013)].
- [16] Yu. S. Ilyashenko, D. A. Ryzhov and D. A. Filimonov, *Phase-lock effect for equations modeling resistively shunted Josephson junctions and for their perturbations*, Funkts. Anal. Prilozhen. **45**, 41 (2011), doi:[10.1007/s10688-011-0023-8](https://doi.org/10.1007/s10688-011-0023-8), [Funct. Anal. Its Appl. **45**, 192 (2011)].
- [17] V. M. Buchstaber and S. I. Tertychniy, *Explicit solution family for the equation of the resistively shunted Josephson junction model*, Teor. Mat. Fiz. **176**, 163 (2013), doi:[10.4213/tmf8512](https://doi.org/10.4213/tmf8512), [Theor. Math. Phys. **176**, 965 (2013)].
- [18] A. Glutsyuk and L. Rybnikov, *On families of differential equations on two-torus with all phase-lock areas*, Nonlinearity **30**, 61 (2017), doi:[10.1088/0951-7715/30/1/61](https://doi.org/10.1088/0951-7715/30/1/61).
- [19] A. Alexandrov, A. Glutsyuk and A. Gorsky, *Phase-locking in dynamical systems and quantum mechanics* doi:[10.48550/arXiv.2504.20181](https://doi.org/10.48550/arXiv.2504.20181), [arXiv:2504.20181](https://arxiv.org/abs/2504.20181).
- [20] K. K. Likharev and V. K. Semenov, *Electrodynamic properties of superconducting point contacts*, Radiotekh. Elektron. **16**, 2167 (1971), [Radio Eng. Electron. Phys. (USSR) **16**, 1917 (1971)].
- [21] M. J. Renne and D. Polder, *Some analytical results for the resistively shunted Josephson junction*, Rev. Phys. Appl. (Paris) **9**, 25 (1974), doi:[10.1051/rphysap:019740090102500](https://doi.org/10.1051/rphysap:019740090102500).
- [22] J. R. Waldram and P. H. Wu, *An alternative analysis of the nonlinear equations of the current-driven Josephson junction*, J. Low Temp. Phys. **47**(3), 363 (1982), doi:[10.1007/BF00683738](https://doi.org/10.1007/BF00683738).
- [23] A. A. Golubov, M. Yu. Kupriyanov and E. Il'ichev, *The current-phase relation in Josephson junctions*, Rev. Mod. Phys. **76**, 411 (2004), doi:[10.1103/RevModPhys.76.411](https://doi.org/10.1103/RevModPhys.76.411).
- [24] H. Lübbig and H. Luther, *Subharmonic steps in the I-V characteristic of short microbridges due to non-sinusoidal current-phase relations*, Rev. Phys. Appl. (Paris) **9**, 29 (1974), doi:[10.1051/rphysap:019740090102900](https://doi.org/10.1051/rphysap:019740090102900).

- [25] B. Raes, N. Tubsrinuan, R. Sreedhar, D. S. Guala, R. Panghotra, H. Dausy, C. C. de Souza Silva and J. Van de Vondel, *Fractional Shapiro steps in resistively shunted Josephson junctions as a fingerprint of a skewed current-phase relationship*, Phys. Rev. B **102**, 054507 (2020), doi:[10.1103/PhysRevB.102.054507](https://doi.org/10.1103/PhysRevB.102.054507).
- [26] R. Panghotra, B. Raes, C. C. de Souza Silva, I. Cools, W. Keijers, J. E. Scheerder, V. V. Moshchalkov and J. Van de Vondel, *Giant fractional Shapiro steps in anisotropic Josephson junction arrays*, Commun. Phys. **3**, 53 (2020), doi:[10.1038/s42005-020-0315-5](https://doi.org/10.1038/s42005-020-0315-5).
- [27] L. G. Aslamazov and A. I. Larkin, *Josephson effect in superconducting point contacts*, Pis'ma Zh. Eksp. Teor. Fiz. **9**, 150 (1969), [JETP Lett. **9**, 87 (1969)].
- [28] E. D. Thompson, *Perturbation theory for a resistivity shunted Josephson element*, J. Appl. Phys. **44**(12), 5587 (1973), doi:[10.1063/1.1662201](https://doi.org/10.1063/1.1662201).
- [29] Ya. V. Fominov and D. S. Mikhailov, *Asymmetric higher-harmonic SQUID as a Josephson diode*, Phys. Rev. B **106**, 134514 (2022), doi:[10.1103/PhysRevB.106.134514](https://doi.org/10.1103/PhysRevB.106.134514).
- [30] V. K. Kornev, T. Y. Karminskaya, Y. V. Kislinskii, P. V. Komissinski, K. Y. Constantinian and G. A. Ovsyannikov, *Dynamics of underdamped Josephson junctions with non-sinusoidal current-phase relation*, Physica C **435**(1), 27 (2006), doi:<https://doi.org/10.1016/j.physc.2006.01.012>.
- [31] E. Goldobin, D. Koelle, R. Kleiner and R. G. Mints, *Josephson junction with a magnetic-field tunable ground state*, Phys. Rev. Lett. **107**, 227001 (2011), doi:[10.1103/PhysRevLett.107.227001](https://doi.org/10.1103/PhysRevLett.107.227001).
- [32] C. J. Trimble, M. T. Wei, N. F. Q. Yuan, S. S. Kalantre, P. Liu, H.-J. Han, M.-G. Han, Y. Zhu, J. J. Cha, L. Fu and J. R. Williams, *Josephson detection of time-reversal symmetry broken superconductivity in SnTe nanowires*, npj Quantum Materials **6**, 61 (2021), doi:[10.1038/s41535-021-00359-w](https://doi.org/10.1038/s41535-021-00359-w).
- [33] R. S. Souto, M. Leijnse and C. Schrade, *Josephson diode effect in supercurrent interferometers*, Phys. Rev. Lett. **129**, 267702 (2022), doi:[10.1103/PhysRevLett.129.267702](https://doi.org/10.1103/PhysRevLett.129.267702).
- [34] M. Gupta, G. V. Graziano, M. Pendharkar, J. T. Dong, C. P. Dempsey, C. Palmstrøm and V. S. Pribiag, *Gate-tunable superconducting diode effect in a three-terminal Josephson device*, Nat. Commun. **14**(1), 3078 (2023), doi:<https://doi.org/10.1038/s41467-023-38856-0>.
- [35] F. Domínguez, F. Hassler and G. Platero, *Dynamical detection of Majorana fermions in current-biased nanowires*, Phys. Rev. B **86**, 140503 (2012), doi:[10.1103/PhysRevB.86.140503](https://doi.org/10.1103/PhysRevB.86.140503).
- [36] F. Domínguez, O. Kashuba, E. Bocquillon, J. Wiedenmann, R. S. Deacon, T. M. Klapwijk, G. Platero, L. W. Molenkamp, B. Trauzettel and E. M. Hankiewicz, *Josephson junction dynamics in the presence of 2π - and 4π -periodic supercurrents*, Phys. Rev. B **95**, 195430 (2017), doi:[10.1103/PhysRevB.95.195430](https://doi.org/10.1103/PhysRevB.95.195430).
- [37] J. Wiedenmann, E. Bocquillon, R. S. Deacon, S. Hartinger, O. Herrmann, T. M. Klapwijk, L. Maier, C. Ames, C. Brüne, C. Gould, A. Oiwa, K. Ishibashi *et al.*, *4π -periodic Josephson supercurrent in HgTe-based topological Josephson junctions*, Nat. Commun. **7**(1), 10303 (2016), doi:[10.1038/ncomms10303](https://doi.org/10.1038/ncomms10303).
- [38] K. Le Calvez, L. Veyrat, F. Gay, P. Plaindoux, C. B. Winkelmann, H. Courtois and B. Sacépé, *Joule overheating poisons the fractional ac Josephson effect in topological Josephson junctions*, Commun. Phys. **2**(1), 4 (2019), doi:[10.1038/s42005-018-0100-x](https://doi.org/10.1038/s42005-018-0100-x).

- [39] P. E. Gregers-Hansen, M. T. Levinsen and G. Fog Pedersen, *A sinusoidal current-phase relation for superconducting thin-film microbridges*, J. Low Temp. Phys. **7**, 99 (1972), doi:[10.1007/BF00629122](https://doi.org/10.1007/BF00629122).
- [40] D. Cassel, G. Pickartz, M. Siegel, E. Goldobin, H. H. Kohlstedt, A. Brinkman, A. A. Golubov, M. Yu. Kupriyanov and H. Rogalla, *Influence of the transparency of tunnel barriers in Nb/Al₂O₃/Al/Al₂O₃/Nb junctions on transport properties*, Physica C **350**(3), 276 (2001), doi:[10.1016/S0921-4534\(00\)01613-0](https://doi.org/10.1016/S0921-4534(00)01613-0).
- [41] C. A. Hamilton and E. G. Johnson, *Analog computer studies of subharmonic steps in superconducting weak links*, Phys. Lett. A **41**, 393 (1972), doi:[https://doi.org/10.1016/0375-9601\(72\)90945-0](https://doi.org/10.1016/0375-9601(72)90945-0).
- [42] Y. Braiman, E. Ben-Jacob and Y. Imry, *Current noise effects on the microwave induced steps in current fed Josephson junctions*, IEEE Trans. Magn. **17**, 784 (1981), doi:[10.1109/TMAG.1981.1060952](https://doi.org/10.1109/TMAG.1981.1060952).
- [43] Yu. M. Shukrinov, S. Yu. Medvedeva, A. E. Botha, M. R. Kollahchi and A. Irie, *Devil's staircases and continued fractions in Josephson junctions*, Phys. Rev. B **88**, 214515 (2013), doi:[10.1103/PhysRevB.88.214515](https://doi.org/10.1103/PhysRevB.88.214515).
- [44] D. Willsch, D. Rieger, P. Winkel, M. Willsch, C. Dickel, J. Krause, Y. Ando, R. Lescanne, Z. Leghtas, N. T. Bronn, P. Deb, O. Lanes *et al.*, *Observation of Josephson harmonics in tunnel junctions*, Nat. Phys. **20**, 815 (2024), doi:[10.1038/s41567-024-02400-8](https://doi.org/10.1038/s41567-024-02400-8).
- [45] V. V. Ryazanov, V. A. Oboznov, A. Yu. Rusanov, A. V. Veretennikov, A. A. Golubov and J. Aarts, *Coupling of two superconductors through a ferromagnet: Evidence for a π junction*, Phys. Rev. Lett. **86**, 2427 (2001), doi:[10.1103/PhysRevLett.86.2427](https://doi.org/10.1103/PhysRevLett.86.2427).
- [46] T. Kontos, M. Aprili, J. Lesueur, F. Genêt, B. Stephanidis and R. Boursier, *Josephson junction through a thin ferromagnetic layer: Negative coupling*, Phys. Rev. Lett. **89**, 137007 (2002), doi:[10.1103/PhysRevLett.89.137007](https://doi.org/10.1103/PhysRevLett.89.137007).
- [47] H. Sellier, C. Baraduc, F. Lefloch and R. Calemczuk, *Temperature-induced crossover between 0 and π states in S/F/S junctions*, Phys. Rev. B **68**, 054531 (2003), doi:[10.1103/PhysRevB.68.054531](https://doi.org/10.1103/PhysRevB.68.054531).
- [48] H. Sellier, C. Baraduc, F. Lefloch and R. Calemczuk, *Half-integer Shapiro steps at the 0- π crossover of a ferromagnetic Josephson junction*, Phys. Rev. Lett. **92**, 257005 (2004), doi:[10.1103/PhysRevLett.92.257005](https://doi.org/10.1103/PhysRevLett.92.257005).
- [49] V. A. Oboznov, V. V. Bol'ginov, A. K. Feofanov, V. V. Ryazanov and A. I. Buzdin, *Thickness dependence of the Josephson ground states of superconductor-ferromagnet-superconductor junctions*, Phys. Rev. Lett. **96**, 197003 (2006), doi:[10.1103/PhysRevLett.96.197003](https://doi.org/10.1103/PhysRevLett.96.197003).