

Enhancing Visual Reliance in Text Generation: A Bayesian Perspective on Mitigating Hallucination in Large Vision-Language Models

Nanxing Hu^{1,2}, Xiaoyue Duan², Jinchao Zhang², Guoliang Kang^{1*}

¹Beihang University; ²Tencent WXG

by2403035@buaa.edu.cn

Abstract

Large Vision-Language Models (LVLMs) usually generate texts which satisfy context coherence but don't match the visual input. Such a hallucination issue hinders LVLMs' applicability in the real world. The key to solving hallucination in LVLM is to make the text generation rely more on the visual content. Most previous works choose to enhance/adjust the features/output of a specific modality (i.e., visual or textual) to alleviate hallucinations in LVLM, which do not explicitly or systematically enhance the visual reliance. In this paper, we comprehensively investigate the factors which may degenerate the visual reliance in text generation of LVLM from a Bayesian perspective. Based on our observations, we propose to mitigate hallucination in LVLM from three aspects. Firstly, we observe that not all visual tokens are informative in generating meaningful texts. We propose to evaluate and remove redundant visual tokens to avoid their disturbance. Secondly, LVLM may encode inappropriate prior information, making it lean toward generating unexpected words. We propose a simple yet effective way to rectify the prior from a Bayesian perspective. Thirdly, we observe that starting from certain steps, the posterior of next-token prediction conditioned on visual tokens may collapse to a prior distribution which does not depend on any informative visual tokens at all. Thus, we propose to stop further text generation to avoid hallucination. Extensive experiments on three benchmarks including POPE, CHAIR, and MME demonstrate that our method can consistently mitigate the hallucination issue of LVLM and performs favorably against previous state-of-the-arts.

1. Introduction

Large Vision-Language Models (LVLMs) [24–29], designed to integrate and process both visual and textual information, demonstrate remarkable multi-modal understanding and reasoning capabilities. However, in practice,

LVLMs suffer from a critical issue known as hallucination: LVLMs generate context-coherent content while not all of them exist in the visual input [16]. This problem poses serious risks in the applications of LVLMs [30–35], where accurate and reliable reasoning is required.

The fundamental solution for alleviating hallucination in LVLMs lies in enhancing the visual reliance in text generation. Most previous works choose to enhance the features or adjust the outputs of a specific modality [36–39] (i.e., visual or textual) to alleviate hallucinations in LVLM. However, they ignore explicitly enhancing the reliance of text generation on visual inputs, which largely constrains the hallucination mitigation effect.

In this paper, we comprehensively investigate the factors that may degenerate the visual reliance in the text generation of LVLM. The text generation of LVLM can be modeled as a conditional probability prediction, i.e., the probability of the next text token prediction should be conditioned on the visual tokens and previous text tokens. From a Bayesian perspective, we comprehensively investigate three aspects that may harm the visual-conditioned text generation and correspondingly propose three modules to enhance the reliance of text on visual information to mitigate the hallucinations in LVLM.

Firstly, we observe that quite a few visual tokens carry ambiguous and meaningless information, serving as redundant conditions in Bayesian inference. In practice, these redundant visual tokens may increase the uncertainty of text predictions and impair the modeling of text's reliance on informative visual information. As illustrated in Figure 1, problem ①, we perform additional next token predictions based on visual tokens to evaluate their quality. Some image tokens can make a confident prediction aligned with the image content (see the distribution of next token prediction based on “clear image token”) while others make an ambiguous and meaningless prediction (see “ambiguous image token”).

Secondly, we find that the language prior inherits the bias from LLM, which confuses the text generation based on visual inputs. Given a visual-tasks-related instruction,

*Corresponding author

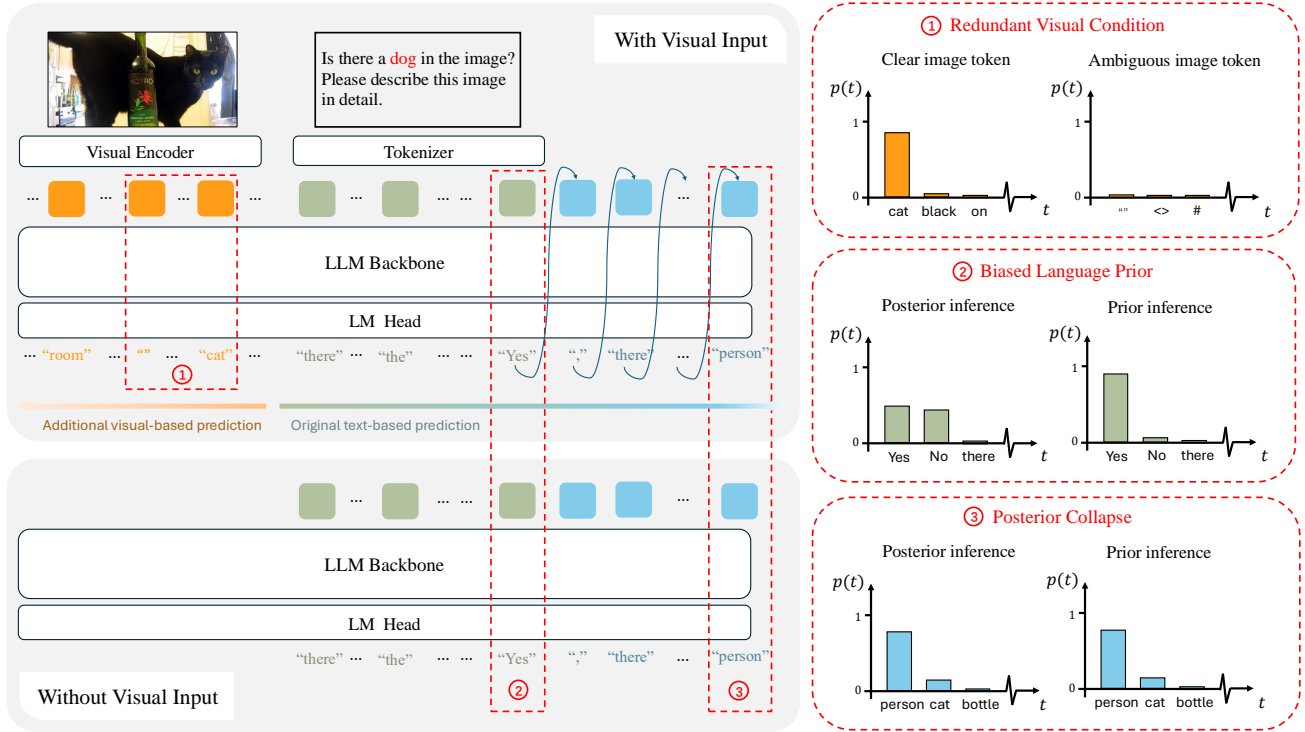


Figure 1. Hallucination causes from a Bayesian view. The posterior inference process of LVL (up-right) is conditioned on both visual and textual information, while the prior inference process (down-right) is only conditioned on textual one. Three issues that can incur hallucinations (framed by red dotted boxes). ① Redundant visual condition: Compared to clear visual tokens that carry explicit visual information, Ambiguous visual tokens serve as redundant conditions that disturb the inference. ② Biased language prior: The inherent bias of language prior can lead to posterior inference making incorrect predictions. ③ Posterior collapse: Posterior inference makes a similar prediction as prior in the late stage of generation, failing to maintain visual-textual consistency.

an ideal prior distribution, *i.e.*, the probability of the next text token purely conditioned on texts, should approximate the uniform distribution over a subset vocabulary given that it doesn't have any visual information. However, the language bias exists, which means the LVL inherently tends to assign higher probabilities to certain words even without any informative visual information. As illustrated in Figure 1, problem ②, the prior inference makes a confident but incorrect answer to the object existence question.

Thirdly, we observe that the posterior distribution conditioned on visual inputs will gradually collapse into the prior distribution, which does not rely on any informative visual tokens at all as the length of the generated text increases. As illustrated in Figure 1, problem ③, the current next token prediction is about the object presented in the image, so the distribution of posterior and prior inference should be different because one has demanded visual information while the other can only guess according to the text context. However, in this stage, the posterior distribution is similar to the prior distribution, indicating that no visual information is used to make this prediction. Under this circumstance,

the visual reliance is no longer guaranteed, and the model outputs a hallucination word, "person".

Based on our observations, we propose a training-free framework named EVRB (Enhancing Visual Reliance from a Bayesian perspective) to enhance the visual reliance in text generation and thus mitigate the hallucination issue of LVL. Firstly, to reduce the negative effect of non-informative (or redundant) visual tokens on text token prediction, we propose to evaluate the image tokens based on their next token prediction and remove the redundant ones. Specifically, we leverage the entropy of the predicted probability to judge the quality of the visual tokens. The tokens with high entropy are treated as ambiguous and meaningless, and we remove them to enhance the informative visual reliance in text generation. Secondly, to rectify the language prior, we propose a simple, yet effective way from a Bayesian perspective. Given that the posterior is proportional to the prior and the ideal prior should be a uniform distribution over a vocabulary subset, we can remove the prior bias by dividing the posterior probability directly by the prior probability. Thirdly, we choose to stop the infer-

ence process to avoid hallucination before the posterior collapses into the prior. Specifically, we first locate the “factual” text tokens (the prediction of which should be conditioned on informative visual inputs) based on the value-value attention map. We monitor the distance (JS divergence) between the posterior of these factual text tokens and the prior, and utilize the distance evaluation to modify the occurring probability of the termination token. In this way, we expect the model can terminate the text generation in time if the posterior distribution collapses into the prior distribution. Experiments on three benchmarks including POPE [16], CHAIR [51], and MME [50] verify the effectiveness of our proposed framework. Results show that our method performs favorably against previous state-of-the-arts.

In a nutshell, our contributions are summarized as follows

- We observe three core factors injuring visual reliance in LVLMs from a Bayesian perspective: ambiguous visual tokens serving as redundant conditions, biased language priors undermining the posterior inference, and posterior distribution collapsing into prior during generation.
- We propose a training-free framework EVRB to address these issues: pruning the ambiguous visual tokens with high entropy to get rid of the redundant condition; rectifying the biased language prior by dividing the posterior probability directly by the prior probability, and applying appropriate early stop based on the JS divergence to prevent posterior collapse.
- Extensive experiments on three benchmarks, including POPE [16], CHAIR [51] and MME [50] show that our framework consistently mitigates the hallucination issue of LVLm. Results show that our method performs favorably against previous state-of-the-arts.

2. Related Work

Large Vision-Language Models. In recent years, Large Language Models (LLMs) have achieved significant advancements [1–7]. Incorporating LLM with a visual encoder [8] and a cross-modal alignment connector, Large Vision-Language Models (LVLMs) [24–29] can simultaneously deal with visual and textual information and have demonstrated remarkable capabilities across various of multimodal tasks, including image captioning [9, 10] and visual question answering [13, 14]. These tasks place high demands on the accuracy and reliability of responses. However, LVLMs suffer from serious hallucination issues [16, 17], which undermine reliability and restrict their application in the real world.

Hallucination Mitigation in LVLMs. In the context of LLMs, hallucination manifests as generating context not aligned with world knowledge or nonsensical content [20–22]. For LVLMs, the main problem is whether the gener-

ated contents are consistent with the provided visual information. Hallucination can significantly undermine LVLMs’ performance [18, 19]. Various methods have been proposed to mitigate the hallucinations. Some works aim to mitigate hallucination by fine-tuning LVLMs on additional datasets [42–46]. However, the requirement for extra training and high-quality data imposes practical limitations on their applicability. Thus, training-free methods have come to the stage. Some works mitigate hallucination by applying contrastive decoding strategy [36–38]; Some leverage the intermediate feature to assist the generation [40, 41]; others adopt well-designed inference strategies [39, 46]. However, these methods ignore explicitly enhancing the reliance of text generation on visual inputs, which is the fundamental requirement for alleviating hallucination, and therefore can hardly achieve a satisfactory overall performance. In contrast, we make a comprehensive investigation into the factors that may degenerate the visual reliance in text generation of LVLm based on Bayesian theory, and propose a training-free strategy EVRB that can generally reduce the hallucination by only exploiting LVLMs’ own ability.

3. Methods

3.1. Preliminary

LVLMs integrate visual and textual inputs to generate coherent and context-aware responses. We formalize their core architecture and generation mechanism as follows.

Modality alignment. Take advantage of pre-trained vision-language models, like CLIP [8] and a multi-modal projector, LVLMs manage to align the visual and textual latent space. The raw image will be mapped into visual tokens $\mathbf{v} = \{v_0, v_1, \dots, v_{n_s-1}\}$ and the text inputs are tokenized into text tokens $\mathbf{t} = \{t_0, t_1, \dots, t_{n_t-1}\}$. n_s and n_t are the numbers of visual tokens and textual tokens, respectively. n_t increases with the number of generated tokens. The input sequence is formed by concatenating the image tokens and text tokens.

LVLm’s inference. The input sequence is processed by the backbone networks: a pre-trained LLM consisting of L transformer layers. The intermediate features generated by i -th layer are called hidden states, denoted as $\mathbf{h}^i = \{h_0^i, h_1^i, \dots, h_{n-1}^i\}$, where $n = n_s + n_t$. The last hidden state of the last token is mapped by the language model head $f(\cdot)$ to predict the probability of the next token among the vocabulary set Φ :

$$p(t_{n_t}|\mathbf{v}, \mathbf{t}) = \text{softmax}(f(h_{n-1}^L)), t_{n_t} \in \Phi \quad (1)$$

where $p(t_{n_t}|\mathbf{v}, \mathbf{t})$ denotes the probability of the next word conditioned on the input sequence. The predicted token is concatenated to the end of the input sequence for the next token generation, and the model keeps generating new tokens auto-regressively until the termination token $\langle \text{EOS} \rangle$

is generated.

3.2. Redundant Visual Token Pruning

The visual tokens carrying ambiguous and meaningless information serve as redundant conditions in Bayesian inference. They can impair visual reliance in text generation and cause hallucination. To mitigate this problem, we need to find a metric to qualify the image tokens and eliminate the redundant ones.

The LVLM is pre-trained for multi-modal feature alignment on a large scale of data. [29]. So the latent space of image tokens is aligned with the latent space of text tokens. We assume that it is valid to use image tokens for the next token prediction, and the results can reflect the visual information carried by these tokens. Thus we apply the language model head $f(\cdot)$ to the last hidden states of image tokens, *i.e.*,

$$p(v_{i+1}|v_{\leq i}) = \text{softmax}(f(h_i^L)), \quad (2)$$

where $i \in \{0, 1, \dots, n_s - 1\}$. Consistent with our assumption, the predicted probabilities of image tokens show a good alignment with the image semantic information.

Let’s take Figure 2 as an example. Figure 2a is the input image, which displays a cat and a bottle in a room, and Figure 2b demonstrates the next token prediction of the image tokens, accompanied by the heat map plotted based on the entropy of predicted probabilities. The entropy calculation is formulated as

$$E(v_i) = -p(v_{i+1}|v_{\leq i}) \log p(v_{i+1}|v_{\leq i}). \quad (3)$$

The warmer color indicates lower entropy. We can tell that the image tokens with low entropy are semantically meaningful. They make confident predictions consistent with the image content, like “*le(leg)*”, “*bott(bottle)*”, “*cat*”, “*flower*”, etc. While the image tokens with high entropy make meaningless predictions, such as “*<0x0A>*”, “*the*”, “*.*” and “*</s>*”.

Further, we plot the histogram of $E(v_i)$ on the MSCOCO dataset [16]. For a certain bin, we calculate the number of image tokens whose $E(v_i)$ falls into this bin. The result is shown in Figure 2c. The boxplot demonstrates an obvious bimodal distribution, indicating that quite a few image tokens make meaningless predictions with high entropy. To make the text generation more dependent on informative visual information, we utilize $E(v_i)$ to measure the quality of the image tokens and remove the ambiguous or redundant ones (we denote the redundant visual token set as \mathbf{v}^b) whose $E(v_i)$ is above a certain threshold τ .

The remaining image tokens are named as “clear” image tokens, which can be denoted as $\mathbf{v}^c = \{v_0^c, v_1^c, \dots, v_R^c\}$. \mathbf{v}^c is a subset of origin image tokens set \mathbf{v} and each v_i^c satisfies the entropy criterion, formulated as $E(v_i^c) < \tau$.

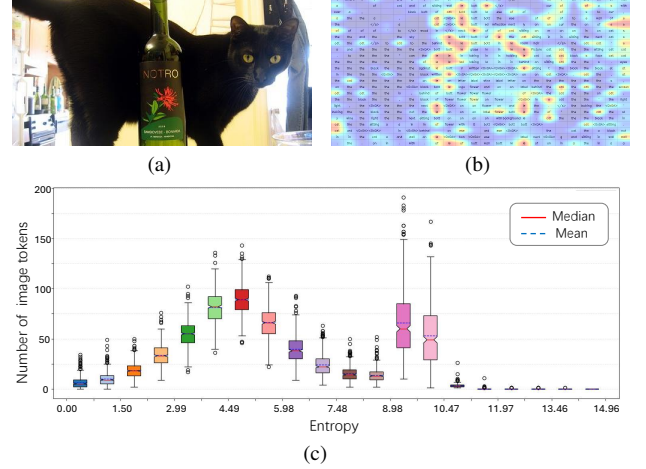


Figure 2. The next token predictions of image tokens. (a) depicts the input image: a cat behind a bottle in a room; (b) demonstrates the next token prediction of the image tokens accompanied by the information entropy heatmap. The warmer color denotes lower entropy; (c) is the histogram of $E(v_i)$ on the MSCOCO [16] dataset. The number of image tokens falling into each entropy bin is calculated.

3.3. Language Prior Rectification

The language prior inherits bias from the Large Language Model backbone. This bias will make the model lean toward generating unexpected words and cause hallucination. To solve this problem, we propose a simple yet effective rectification strategy based on Bayesian theory.

According to the Bayesian Formula, the posterior distribution is proportional to the prior distribution, and in the context of visual-relevant tasks, the ideal prior distribution is a uniform distribution over a certain vocabulary set. So, theoretically, we can rectify the defective prior by directly dividing it, and the result is proportional to the ideal posterior distribution. The rectification can be formulated as:

$$p'(t_{n_t}) = \frac{1}{Z} \frac{p(t_{n_t}|\mathbf{v}^c, \mathbf{t})}{p(t_{n_t}|\mathbf{t}) + \epsilon}, \quad (4)$$

where $p(t_{n_t}|\mathbf{v}^c, \mathbf{t})$ is the posterior distribution conditioned on the clear visual tokens \mathbf{v}^c and textual tokens \mathbf{t} , $p(t_{n_t}|\mathbf{t})$ is the prior distribution conditioned on the same textual tokens \mathbf{t} . $p'(t_{n_t})$ is the rectified result and Z is the normalization constant. We add a small positive number ϵ to the denominator to prevent computation overflow. In practice, to estimate the prior, we remove \mathbf{v}^c and utilize the text tokens and redundant visual tokens to estimate the probability of next-token vocabulary. We utilize the redundant visual tokens as they do not introduce any informative visual information into the prior, but can help us achieve a sample-specific rectification.

Given that the ideal prior is a uniform distribution over a

vocabulary subset, and dividing by a fairly small prior probability may lead to unreasonable predictions, it is not appropriate to rectify the distribution over the whole vocabulary set. Following [36, 37, 57, 58], we employ an adaptive plausibility constraint to calibrate the entire output distribution, preventing implausible outputs from the rectified distribution. Specifically, we employ the following strategy to rectify the prior, *i.e.*,

$$p'(t_{n_t}) = \begin{cases} p'(t_{n_t}) & \text{if } t_{n_t} \in \Phi'(t_{n_t}) \\ 0 & \text{if } t_{n_t} \notin \Phi'(t_{n_t}) \end{cases} \quad (5)$$

$$\Phi'(t_{n_t}) = \left\{ t_{n_t} | t_{n_t} \in \Phi, p(t_{n_t} | \mathbf{v}^c, \mathbf{t}) > \mu \cdot \max_{\omega} p(\omega | \mathbf{v}^c, \mathbf{t}) \right\}, \quad (6)$$

where Φ' is a subset of the vocabulary Φ , containing the words with high probability values. μ controls the strength of vocabulary truncation, and larger μ indicating more aggressive truncation that retains only high-probability words.

It is worth noting that our method is different from the previous contrastive decoding methods [36–38]. Previous contrastive decoding methods rectify the output distribution by minimizing the logits of distorted predictions from the original logits. In contrast, our method operates on the predicted probability (*i.e.*, dividing the prior by posterior), which is more aligned with the Bayesian theory and yields better performance (see Section 4.5 for empirical comparison).




Figure 3. The text-to-image query-key and value-value attention maps.

3.4. Collapse-Aware Early Stopping

When the posterior collapses into the prior, the inference process is only conditioned on textual information and incurs hallucinations. Therefore, it is necessary for us to correctly detect the posterior collapse, making an appropriate early stopping before the posterior collapses into the prior.

When generating visual-relevant text tokens, the posterior and prior distributions should be different, because the former has access to visual information, while the latter can only make a guess based on the text context. However, when the posterior collapse occurs, the posterior inference also becomes conditioned solely on the textual information, leading it to make similar predictions as the prior for the

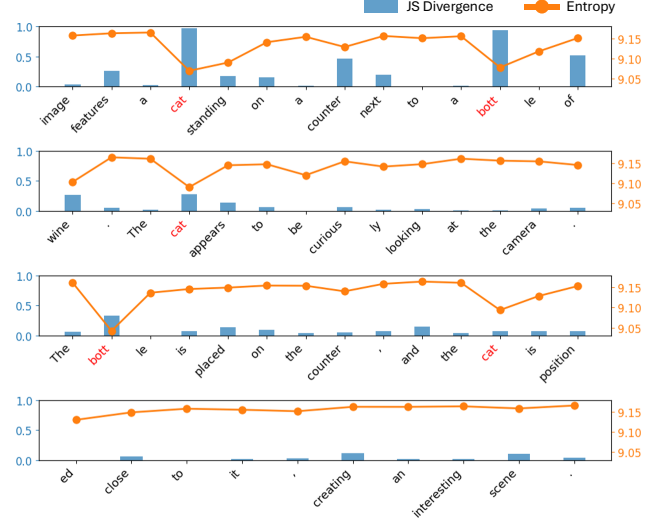


Figure 4. A piece of generated caption for Figure 2a is displayed in three lines. The entropy of the text-to-image value-value attention map and JS divergence between the posterior and prior distribution of generated tokens are shown.

visual-relevant text tokens. To quantify the degree of posterior collapse, we can measure the similarity of the posterior and prior distributions of these visual-relevant text tokens.

First, we should locate the visual-relevant text tokens. Recently, some works [47–49] on CLIP [8] apply self-self attention to reorganize spatial information. Inspired by these works, we attempt to utilize self-self-attention mechanisms in LVLM to quantify the correlation between text and visual tokens. Through an analysis of value-value attention across text and image tokens, we discover that there exists significant semantic consistency between the value features of text tokens and the image tokens. The value-value attention across text and image tokens can be formulated as

$$\alpha(t_i, \mathbf{v}) = \text{softmax} \left(\frac{(h_{n_s+i} W_V)(h_{<n_s} W_V)^T}{\sqrt{d}} \right), \quad (7)$$

where W_V is the value projection matrix and d means the dimension of embeddings.

As shown in Figure 3, we perform query-key and value-value attention using the text tokens “cat” and “bottle” with the image tokens from Figure 2a, respectively. Figures 3a and 3b visualize the corresponding query-key and value-value attention maps, averaged across all layers and heads. In contrast to query-key attention, value-value attention maps highlight the outline of the corresponding object, demonstrating a strong alignment between the value features of text tokens and their semantically related image tokens. Then the entropy of the value-value attention map can reflect the degree of correlation between visual tokens and text tokens. We then leverage the entropy to select the visual-relevant textual tokens.

In practice, the i -th generated token will serve as the $(i + 1)$ -th input text token. We compute the entropy of its value-value attention map with the clear image tokens, denoted as $E(\alpha(t_{i+1}, \mathbf{v}^c))$. We then calculate the change in entropy relative to the previous token, *i.e.*, $\Delta E = E(\alpha(t_{i+1}, \mathbf{v}^c)) - E(\alpha(t_i, \mathbf{v}^c))$. A significant negative change (defined as $\Delta E < -\delta$, where δ is a predefined positive threshold) means the entropy significantly decreases and we treat t_{i+1} as visual-relevant token.

After identifying the visual-relevant tokens, we compute the similarity between the posterior and prior distributions over these tokens to quantify the degree of posterior collapse. We leverage JS divergence to measure the distance, *i.e.*,

$$\text{JS}(A||B) = \frac{1}{2}\text{KL}(A||B) + \frac{1}{2}\text{KL}(B||A), \quad (8)$$

where $\text{KL}(\cdot||\cdot)$ denotes the Kullback-Leibler Divergence, A stands for posterior distribution $p(t_{n_t}|\mathbf{v}^c, \mathbf{t})$ and B stands for prior distribution $p(t_{n_t}|\mathbf{t})$.

Typically, before the hallucinations occur, the model tends to generate detailed descriptions by repeatedly referring to visual objects present in the image. As demonstrated by Figure 4, the visual-relevant tokens, "cat" and "bott" recur in the generated sequence, and their JS divergences decrease with progressive sequence extension. So, to balance the hallucination mitigation and caption completeness, we can track the JS divergence shifts of recurring visual-relevant tokens and apply early stopping based on them.

In practice, we maintain a dynamic dictionary D where the word of visual-relevant token as the key and the corresponding JS distance as the value. Specifically, for each visual-relevant token t_i , we store its initial JS divergence JS_f at its first occurrence and the latest JS divergence JS_l at the last occurrence.

Then, we compute the divergence shift for each recurring visual-relevant token, *i.e.*, $\Delta JS = \max(JS_l - JS_f, 0)$ and use the mean value of ΔJS over all the visual-relevant tokens in D (denoted as $\overline{\Delta JS}$) as a dynamic scaling factor for the $< \text{EOS} >$ logit, *i.e.*,

$$\text{logit}_{\text{eos}} = \text{logit}_{\text{eos}} \cdot (1 + \lambda \cdot \overline{\Delta JS}), \quad (9)$$

where λ is a hyperparameter that controls the scaling magnitude. As the text generation proceeds, the $\text{logit}_{\text{eos}}$ is adaptively adjusted based on the decline in JS divergence, allowing the model to terminate the generation before the posterior collapsed into the prior. Further, to ensure grammatical accuracy, we limit logit scaling operations to tokens that immediately follow the punctuation marks.

In this way, we adaptively adjust the termination probability based on the decrease in JS divergence of visual-relevant candidates, effectively mitigating the hallucinations caused by posterior collapse.

4. Experiments

4.1. Benchmarks

We conduct experiments on both discriminative and generative tasks for hallucination evaluation and a comprehensive benchmark MME is selected to test the general generation ability of EVRB-equipped LVLM.

POPE. POPE [16] (Polling-based Object Probing Evaluation) is a benchmark designed to evaluate the ability of LVLMs to accurately determine the presence or absence of specific objects in images. The referred objects are selected by three different sampling options: random, popular, and adversarial to cover different difficulty levels. To quantify performance, POPE employs standard binary classification metrics: accuracy, precision, recall, and F1-score, aligning with established evaluation practices in the field.

CHAIR. CHAIR [51] (Caption Hallucination Assessment with Image Relevance) evaluates object hallucinations in image captions by comparing extracted objects with ground-truth labels. It measures accuracy at instance (CHAIR_I) and sentence (CHAIR_S) levels. CHAIR_I is defined as the ratio of the number of hallucinated objects to the total number of objects mentioned across all captions and CHAIR_S is the ratio of the number of captions containing at least one hallucinated object to the total number of captions. Recall is used to measure the completeness of the captions. Following previous works [39], we randomly select 500 images from the MSCOCO dataset [52], and use the identical prompt, "Please help me describe the image in detail."

MME. MME [50] (Multimodal Large Language Model Evaluation) quantitatively assesses the perceptual and cognitive abilities of LVLMs across fourteen subtasks, including existence, count, position, color, posters, celebrity, scene, landmark, artwork, and OCR for perception and commonsense reasoning, numerical calculation, text translation, and code reasoning for cognition.

4.2. Baselines

We compare our methods with previous training-tree methods for mitigating hallucinations, as outlined below: **OPERA** [39] dynamically penalizes overconfident tokens during beam search and incorporates a rollback strategy for token selection to mitigate hallucination; **ICD** [38] mitigates object hallucinations in LVLMs by contrasting output distributions from the original and negative prompted inference; **VCD** [37] reduces the hallucination by enhancing visual information through contrasting output distributions from original and distorted visual inputs; **SID** [36] adaptively mitigates vision and text association hallucinations during auto-regressive decoding by contrastive decoding with the least important vision tokens; **DeCo** [41] mitigates hallucination by adaptively selecting the appropriate

Method	MSCOCO				GQA				A-OKVQA			
	Acc	Prec	Rec	F1	Acc	Prec	Rec	F1	Acc	Prec	Rec	F1
Vanilla [29]	85.5	88.3	82.4	85.1	76.3	70.5	93.5	80.1	78.2	73.1	91.5	81.1
OPERA [39]	84.8	82.6	88.8	85.5	76.7	70.0	96.1	80.8	78.3	72.0	94.9	81.6
ICD [38]	84.2	82.2	88.0	84.9	76.9	70.0	96.4	80.9	78.4	72.0	94.9	81.7
VCD [37]	83.6	81.1	88.6	84.5	75.6	68.8	96.1	80.0	77.4	71.1	94.6	81.0
SID [36]	85.3	84.6	86.9	85.6	79.3	73.1	94.7	82.3	80.4	74.7	93.6	82.9
DeCo [41]	84.0	79.1	93.1	85.4	74.0	66.8	98.8	79.5	76.4	68.9	98.5	80.9
CausalMM [40]	85.6	88.3	82.4	85.2	84.1	83.5	85.5	84.4	84.5	83.7	86.3	84.9
Ours	85.6	88.3	82.4	85.2	84.2	83.6	85.6	84.5	84.5	83.7	86.4	84.9

Table 1. POPE results on MSCOCO, GQA, and A-OKVQA dataset. The scores are averaged across the three sub-tasks. The best results are in bold. Our method presents a consistently high performance.

preceding layers and proportionally integrating knowledge into the final layer to adjust the output logits; **CausalMM** [40] applies structural causal modeling to MLLMs, treating modality priors as a confounder between attention mechanisms and output.

4.3. Implementation Detail

The entropy threshold for redundant visual token pruning τ is set to 7.48. The threshold for visual-relevant tokens selection δ is set to 0.05 and the scaling ratio for early stop λ is set to 1.5. To adaptively handle different kinds of tasks, the probability truncation ratio μ for language prior rectification is set to 0.1 for POPE [16], 0.9 for CHAIR [51], and 0.85 for MME [50]. We conduct experiments based on two LVLMS: LLaVA-1.5 [29] and Shikra [56]. Both LVLMS have a language model size of 7 billion parameters (7B), and all the experiments are conducted on A100 GPUs.

Method	CHAIR _S ↓	CHAIR _I ↓	Recall	Length
Vanilla [29]	50.0	14.1	80.4	98.2
OPERA [39]	50.6	15	79	95.6
ICD [38]	49.6	14.0	80.2	101.4
VCD [37]	52.4	14.4	79.7	98.9
SID [36]	49.8	13.6	78.9	95.0
DeCo [41]	41.4	11.0	73.4	100.1
CausalMM [40]	50.4	14.5	78.8	99.7
Ours	39.8	12.8	78.5	87.7

Table 2. CHAIR hallucination evaluation results. Smaller CHAIR corresponds to less hallucination, and higher recall means better completeness. The best results are in bold. Our method has a low hallucination rate with comparable recall.

4.4. Comparison with previous state-of-the-arts

For a fair comparison, except OPERA [39] (designed based on beam search), all methods employ greedy decoding for

sampling. “Vanilla” stands for the original model. For all the baselines, we use the default hyperparameters from the source code. We conduct experiments based on LLaVA-1.5.

Discriminative task. We evaluate the POPE [16] task performance on three datasets, including MSCOCO [53], A-OKVQA [54], and GQA [55]. Table 1 reports the average scores under the three settings, e.g., random, popular, and adversarial, to directly show the robustness of different methods. EVRB demonstrates a state-of-the-art performance in mitigating object hallucinations on discriminative tasks. Notice that though CausalMM performs a comparable performance, it is a discriminative-task-specific method, performing poorly in generation and comprehensive tasks.

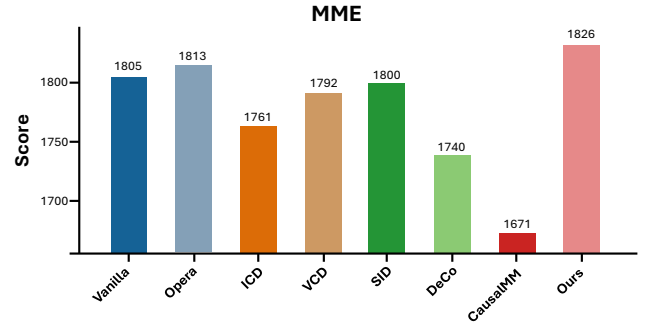


Figure 5. Comparisons on MME benchmark between different methods. Our method generally improves the LVLMS’ performance.

Generative task. Besides the evaluation of the discriminative task, we test the methods on the generative task using the CHAIR [51] benchmark. The max new tokens hyperparameter is set to 512. Table 2 demonstrates that our model performs favorably against the previous state-of-the-art, mitigating hallucination while preserving the grounding ability to a great extent. Though DeCo [41] performs better on the CHAIR_I, it demonstrates a low recall score. Notably, the CHAIR_I score is negatively correlated with the


<p>Instruction: Please describe this image in detail.</p>  <p>GT objects: wine glass, dining table, spoon, chair, knife, fork</p>	<p>Vanilla: The image features a large dining room with a long table set for a formal dinner. The table is adorned with white tablecloths and is surrounded by numerous chairs, some of which are empty. The table is set with various utensils, including forks, knives, and spoons, as well as wine glasses and cups. There are also several bottles placed on the table, likely containing beverages for the guests. The dining area is well-prepared for a special occasion, with the table and chairs arranged in an elegant manner. The overall atmosphere of the scene suggests a sophisticated and inviting dining experience.</p>	<p>DeCo: The image depicts a large dining hall with tables and chairs arranged for a formal dinner event. Each table is equipped with tablecloths, napkins, and wine glasses, ready for guests to use during their meal. There are several wine glasses placed on each table, along with utensils such as forks and knives. The tables are arranged in rows, with each row having multiple tables placed next to each other. The tables themselves are large and occupy most of the space within the dining hall. The chairs are positioned around each table, ready for guests to sit down and enjoy their meal. Overall, the scene is well-prepared for a formal dinner event, with attention to detail in table setup and tableware placement.</p>	<p>Ours: The image showcases a large dining room with a long table set for a formal dinner. The table is adorned with white tablecloths and features a variety of wine glasses, forks, knives, and spoons. There are multiple wine glasses placed at different positions on the table, along with several forks and knives neatly arranged. The dining area is furnished with numerous chairs, some of which are placed around the table, while others are positioned in the background. The chairs are arranged in various orientations, creating a sense of depth and spaciousness in the room.</p>
--	---	---	--

Figure 6. A case study on image caption. Both DeCo and our method can eliminate the hallucination, while DeCo fails to generate captions for all the ground-truth objects. The word in blue means the ground-truth object, while the word in red means the hallucination.

total number of objects mentioned in captions, meaning reduced recall can paradoxically improve this metric. This suggests that DeCo [41] prioritizes reducing hallucinations at the expense of captioning capabilities. As shown in Figure 6. Though DeCo manages to eliminate the hallucination, it fails to generate a caption for all the ground-truth objects.

Comprehensive task. We leverage MME [50] to test the comprehensive ability. The comparisons with existing methods are shown in Figure 5. Although can alleviate hallucinations to a certain extent, most previous approaches undermine the comprehensive performance of the LVLMS. In contrast, our method can generally improve the performance of the model.

4.5. Ablations

In this section, we conduct extensive ablation studies. First, we perform ablation on the components of our method to examine their contribution. Then, we apply further experiments to evaluate our key designs. Finally, we employ our method on another LVLMS to verify its generality.

Token Pruning	Prior Rectification	Early Stopping	CHAIR _S ↓	CHAIR _I ↓	Recall
✓			48.6	14.0	79.7
	✓		49.0	14.0	79.9
		✓	43.4	13.4	77.4
✓	✓	✓	39.8	12.8	78.5

Table 3. Ablation on the components of our design under CHAIR benchmark. Each component contributes to the superior hallucination mitigation effect.

Effect of each component. We conduct ablation studies to show the contribution of redundant visual token pruning,

language prior rectification, and collapse-aware early stopping to the performance. Table 3 shows that all of the designs can mitigate the hallucination on CHAIR [51] benchmark. Further, compared to only applying the early stop strategy, the complete method has a higher recall score. This demonstrates that the token pruning combined with prior rectification can benefit the LVLMS’s grounding ability. For POPE [16] benchmark, given that the collapse-aware early stopping strategy is irrelevant to discriminative tasks, we conduct an ablation for redundant visual token pruning and language prior rectification. Table 4 shows that both strategies contribute to hallucination reduction. It is worth noting that the prior rectification strategy makes the main contribution when dealing with the hard discriminative tasks (POPE on A-OKVQA and GQA datasets).

Token Pruning	Prior Rectification	MSCOCO		GQA		A - OKVQA	
		acc	F1	acc	F1	acc	F1
✓		85.0	85.6	77.4	81.1	78.9	82.0
	✓	84.8	84.8	83.0	84.0	83.1	84.2
✓	✓	85.6	85.2	84.2	84.5	84.5	84.9

Table 4. Ablation on the components of our design under POPE benchmark. Each component contributes to the superior hallucination mitigation effect.

Effect of using \mathbf{v}^b in prior estimation. Ambiguous or redundant visual tokens \mathbf{v}^b are utilized in prior estimation to enable more sample-specific rectifications. We conduct an ablation to investigate the effect of this design. As shown in Table 6, without \mathbf{v}^b , though there is a slight improvement on the MSCOCO dataset, the performance on A-OKVQA and GQA datasets deteriorates significantly, showing the necessity to introduce \mathbf{v}^b when dealing with hard discriminative

Method	POPE				CHAIR	
	Accuracy	Precision	Recall	F1	CHAIR _s ↓	CHAIR _i ↓
Vanilla [56]	70.8	65.0	90.8	75.7	56.6	16.6
VCD [37]	68.3	61.8	90.6	73.5	55.0	15.4
SID [36]	64.3	59.1	90.1	71.6	54.2	14.3
Ours	72.4	66.8	89.9	76.7	44.3	14.1

Table 5. POPE and CHAIR hallucination evaluation results based on Shikra.

tasks.

Ambiguous Visual Info	MSCOCO		GQA		A - OKVQA	
	acc	F1	acc	F1	acc	F1
w.	84.9	85.3	79.4	82.4	80.3	82.9
w/o.	84.8	84.8	83.0	84.0	83.1	84.2

Table 6. Effect of using \mathbf{v}_b in prior estimation. Only the language prior rectification module is utilized.

Bayesian Prior Rectification vs. Logit Adjustment.

Another key design for prior rectification is the Bayesian-based rectification. We verify its effectiveness by comparing it with the conventional logit adjustment strategy adopted in SID [36]. As shown in Table 7, the performance of our design exceeds the logit adjustment strategy over all three datasets.

Method	MSCOCO		GQA		A - OKVQA	
	acc	F1	acc	F1	acc	F1
Logit Adjustment	84.8	84.7	79.6	80.3	81.0	83.5
Bayesian Rectification	84.8	84.8	83.0	84.0	83.1	84.2

Table 7. Effect of Bayesian-based rectification. Only the language prior rectification module is utilized.

Effect of early stopping design. We validate the effect of our early stopping strategy by comparing it with a baseline method that linearly scales the $\text{logit}_{\text{eos}}$ according to the generated text length. For a fair comparison, we ensure they have the same recall score. The results are shown in Table 8. Our design performs better on both CHAIR_s and CHAIR_i matrices, verifying the effectiveness of our collapse-aware early stopping approaches.

Generalization to other LVLM. To further validate the generality of our approach, we conducted additional experiments on another LVLM, Shikra [56], using both the POPE [16] and CHAIR [51] benchmarks. Table 5 shows the overall results, and, specifically, the POPE scores are averaged under the three sub-tasks of three datasets. Compared with other methods, our approach mitigates model hallucinations

Method	CHAIR _s ↓	CHAIR _i ↓	Recall	Length
Linear Scaling	43.6	13.1	78.9	90.9
Ours	40.2	12.9	78.9	89.0

Table 8. Effect of early stopping design. “Linear Scaling” means we linearly scales $\text{logit}_{\text{eos}}$ based on the generated text length.

and demonstrates consistent performance improvement for both discriminative and generative tasks.

Case study. In Figure 6, we qualitatively show the hallucination issue of the original LVLM and compare the hallucination mitigation effects between our method and DeCo [41]. The vanilla LVLM tends to describe some objects that do not exist in the input image, *e.g.*, cups, bottles, *etc.*, exhibiting hallucination issue. Both DeCo and our method can mitigate the hallucination issue in this case. However, DeCo fails to describe all the ground-truth objects, *e.g.*, overlooking the “spoon” in the image. In contrast, our method describes all the ground-truth objects, exhibiting superior generation ability and hallucination mitigation ability.

5. Conclusion

In this paper, we address the hallucination problem in LVLMs by comprehensively enhancing the visual reliance in text generation through a Bayesian lens. Our analysis reveals that the decrement of visual reliance during text generation stems from three factors: redundant visual condition, biased prior distribution, and posterior collapse. To tackle these issues, we proposed a training-free framework EVRB. Specifically, we enhance the visual reliance by applying redundant visual token pruning, language prior rectification, and collapse-aware early stopping strategies. Extensive experiments demonstrate that our method performs favorably against existing approaches in mitigating hallucination issue of LVLM.

References

- [1] C. Raffel, N. Shazeer, A. Roberts, K. Lee, S. Narang, M. Matena, Y. Zhou, W. Li, and P. J. Liu, “Exploring the limits of transfer learning with a unified text-to-text transformer,” *Journal of machine learning research*, vol. 21, no. 140, pp. 1–67, 2020. 3

- [2] T. Brown, B. Mann, N. Ryder, M. Subbiah, J. D. Kaplan, P. Dhariwal, A. Neelakantan, P. Shyam, G. Sastry, A. Askell *et al.*, “Language models are few-shot learners,” *Advances in neural information processing systems*, vol. 33, pp. 1877–1901, 2020.
- [3] A. Chowdhery, S. Narang, J. Devlin, M. Bosma, G. Mishra, A. Roberts, P. Barham, H. W. Chung, C. Sutton, S. Gehrmann *et al.*, “Palm: Scaling language modeling with pathways,” *Journal of Machine Learning Research*, vol. 24, no. 240, pp. 1–113, 2023.
- [4] R. Taori, I. Gulrajani, T. Zhang, Y. Dubois, X. Li, C. Guestrin, P. Liang, and T. B. Hashimoto, “Stanford alpaca: An instruction-following llama model,” 2023.
- [5] F. Gilardi, M. Alizadeh, and M. Kubli, “Chatgpt outperforms crowd workers for text-annotation tasks,” *Proceedings of the National Academy of Sciences*, vol. 120, no. 30, p. e2305016120, 2023.
- [6] H. Touvron, T. Lavril, G. Izacard, X. Martinet, M.-A. Lachaux, T. Lacroix, B. Rozière, N. Goyal, E. Hambro, F. Azhar *et al.*, “Llama: Open and efficient foundation language models,” *arXiv preprint arXiv:2302.13971*, 2023.
- [7] J. Bai, S. Bai, Y. Chu, Z. Cui, K. Dang, X. Deng, Y. Fan, W. Ge, Y. Han, F. Huang *et al.*, “Qwen technical report,” *arXiv preprint arXiv:2309.16609*, 2023. 3
- [8] A. Radford, J. W. Kim, C. Hallacy, A. Ramesh, G. Goh, S. Agarwal, G. Sastry, A. Askell, P. Mishkin, J. Clark *et al.*, “Learning transferable visual models from natural language supervision,” in *International conference on machine learning*. PmLR, 2021, pp. 8748–8763. 3, 5
- [9] M. Z. Hossain, F. Sohel, M. F. Shiratuddin, and H. Laga, “A comprehensive survey of deep learning for image captioning,” *ACM Computing Surveys (CSUR)*, vol. 51, no. 6, pp. 1–36, 2019. 3
- [10] D. Zhu, J. Chen, X. Shen, X. Li, and M. Elhoseiny, “Minigpt-4: Enhancing vision-language understanding with advanced large language models,” *arXiv preprint arXiv:2304.10592*, 2023. 3
- [11] S. Liu, Z. Zeng, T. Ren, F. Li, H. Zhang, J. Yang, Q. Jiang, C. Li, J. Yang, H. Su *et al.*, “Grounding dino: Marrying dino with grounded pre-training for open-set object detection,” in *European Conference on Computer Vision*. Springer, 2024, pp. 38–55.
- [12] T. Yue, J. Cheng, L. Guo, X. Dai, Z. Zhao, X. He, G. Xiong, Y. Lv, and J. Liu, “Sc-tune: Unleashing self-consistent referential comprehension in large vision language models,” in *Proceedings of the IEEE/CVF Conference on Computer Vision and Pattern Recognition*, 2024, pp. 13 073–13 083.
- [13] L. H. Dang, T. M. Le, V. Le, T. M. Phuong, and T. Tran, “Sadl: An effective in-context learning method for compositional visual qa,” *arXiv preprint arXiv:2407.01983*, 2024. 3
- [14] G. Wang, L. Bai, W. J. Nah, J. Wang, Z. Zhang, Z. Chen, J. Wu, M. Islam, H. Liu, and H. Ren, “Surgical-llm: Learning to adapt large vision-language model for grounded visual question answering in robotic surgery,” *arXiv preprint arXiv:2405.10948*, 2024. 3
- [15] X. Lai, Z. Tian, Y. Chen, Y. Li, Y. Yuan, S. Liu, and J. Jia, “Lisa: Reasoning segmentation via large language model,” in *Proceedings of the IEEE/CVF Conference on Computer Vision and Pattern Recognition*, 2024, pp. 9579–9589.
- [16] Y. Li, Y. Du, K. Zhou, J. Wang, W. X. Zhao, and J.-R. Wen, “Evaluating object hallucination in large vision-language models,” *arXiv preprint arXiv:2305.10355*, 2023. 1, 3, 4, 6, 7, 8, 9
- [17] F. Liu, K. Lin, L. Li, J. Wang, Y. Yacoob, and L. Wang, “Aligning large multi-modal model with robust instruction tuning,” *CoRR*, 2023. 3
- [18] T. Wang, J. Zhang, J. Fei, H. Zheng, Y. Tang, Z. Li, M. Gao, and S. Zhao, “Caption anything: Interactive image description with diverse multimodal controls,” *arXiv preprint arXiv:2305.02677*, 2023. 3
- [19] Z. Zhao, B. Wang, L. Ouyang, X. Dong, J. Wang, and C. He, “Beyond hallucinations: Enhancing llms through hallucination-aware direct preference optimization,” *arXiv preprint arXiv:2311.16839*, 2023. 3
- [20] S. Chen, M. Xiong, J. Liu, Z. Wu, T. Xiao, S. Gao, and J. He, “In-context sharpness as alerts: An inner representation perspective for hallucination mitigation,” *arXiv preprint arXiv:2403.01548*, 2024. 3
- [21] T. Lu, M. Gao, K. Yu, A. Byerly, and D. Khashabi, “Insights into llm long-context failures: When transformers know but don’t tell,” *arXiv preprint arXiv:2406.14673*, 2024.
- [22] Z. Ji, N. Lee, R. Frieske, T. Yu, D. Su, Y. Xu, E. Ishii, Y. J. Bang, A. Madotto, and P. Fung, “Survey of hallucination in natural language generation,” *ACM computing surveys*, vol. 55, no. 12, pp. 1–38, 2023. 3
- [23] W. Shi, S. Min, M. Yasunaga, M. Seo, R. James, M. Lewis, L. Zettlemoyer, and W.-t. Yih, “Replug: Retrieval-augmented black-box language models,” *arXiv preprint arXiv:2301.12652*, 2023.
- [24] Z. Liang, Y. Xu, Y. Hong, P. Shang, Q. Wang, Q. Fu, and K. Liu, “A survey of multimodal large language models,” in *Proceedings of the 3rd International Conference on Computer, Artificial Intelligence and Control Engineering*, 2024, pp. 405–409. 1, 3
- [25] P. Wang, S. Bai, S. Tan, S. Wang, Z. Fan, J. Bai, K. Chen, X. Liu, J. Wang, W. Ge *et al.*, “Qwen2-vl: Enhancing vision-language model’s perception of the world at any resolution,” *arXiv preprint arXiv:2409.12191*, 2024.
- [26] J. Achiam, S. Adler, S. Agarwal, L. Ahmad, I. Akkaya, F. L. Aleman, D. Almeida, J. Altschmidt, S. Altman, S. Anadkat *et al.*, “Gpt-4 technical report,” *arXiv preprint arXiv:2303.08774*, 2023.
- [27] Y. Yao, T. Yu, A. Zhang, C. Wang, J. Cui, H. Zhu, T. Cai, H. Li, W. Zhao, Z. He *et al.*, “Minicpm-v: A gpt-4v level mllm on your phone,” *arXiv preprint arXiv:2408.01800*, 2024.
- [28] H. Liu, C. Li, Q. Wu, and Y. J. Lee, “Visual instruction tuning,” *Advances in neural information processing systems*, vol. 36, pp. 34 892–34 916, 2023.
- [29] H. Liu, C. Li, Y. Li, and Y. J. Lee, “Improved baselines with visual instruction tuning,” in *Proceedings of the IEEE/CVF Conference on Computer Vision and Pattern Recognition*, 2024, pp. 26 296–26 306. 1, 3, 4, 7

- [30] H. Zhang, J. Chen, F. Jiang, F. Yu, Z. Chen, J. Li, G. Chen, X. Wu, Z. Zhang, Q. Xiao *et al.*, “HuatuoGPT: towards taming language model to be a doctor,” *arXiv preprint arXiv:2305.15075*, 2023. 1
- [31] M. Hu, S. Pan, Y. Li, and X. Yang, “Advancing medical imaging with language models: A journey from n-grams to chatGPT,” *arXiv preprint arXiv:2304.04920*, 2023.
- [32] S. Wang, Z. Zhao, X. Ouyang, Q. Wang, and D. Shen, “ChatCAD: Interactive computer-aided diagnosis on medical image using large language models,” *arXiv preprint arXiv:2302.07257*, 2023.
- [33] C. Cui, Y. Ma, X. Cao, W. Ye, Y. Zhou, K. Liang, J. Chen, J. Lu, Z. Yang, K.-D. Liao *et al.*, “A survey on multimodal large language models for autonomous driving,” in *Proceedings of the IEEE/CVF Winter Conference on Applications of Computer Vision*, 2024, pp. 958–979.
- [34] W. Wang, J. Xie, C. Hu, H. Zou, J. Fan, W. Tong, Y. Wen, S. Wu, H. Deng, Z. Li *et al.*, “DriveMLM: Aligning multimodal large language models with behavioral planning states for autonomous driving,” *arXiv preprint arXiv:2312.09245*, 2023.
- [35] P. Brie, N. Burny, A. Sluÿters, and J. Vanderdonckt, “Evaluating a large language model on searching for GUI layouts,” *Proceedings of the ACM on Human-Computer Interaction*, vol. 7, no. EICS, pp. 1–37, 2023. 1
- [36] F. Huo, W. Xu, Z. Zhang, H. Wang, Z. Chen, and P. Zhao, “Self-introspective decoding: Alleviating hallucinations for large vision-language models,” *arXiv preprint arXiv:2408.02032*, 2024. 1, 3, 5, 6, 7, 9
- [37] S. Leng, H. Zhang, G. Chen, X. Li, S. Lu, C. Miao, and L. Bing, “Mitigating object hallucinations in large vision-language models through visual contrastive decoding,” in *Proceedings of the IEEE/CVF Conference on Computer Vision and Pattern Recognition*, 2024, pp. 13 872–13 882. 5, 6, 7, 9
- [38] X. Wang, J. Pan, L. Ding, and C. Biemann, “Mitigating hallucinations in large vision-language models with instruction contrastive decoding,” *arXiv preprint arXiv:2403.18715*, 2024. 3, 5, 6, 7
- [39] Q. Huang, X. Dong, P. Zhang, B. Wang, C. He, J. Wang, D. Lin, W. Zhang, and N. Yu, “Opera: Alleviating hallucination in multi-modal large language models via over-trust penalty and retrospection-allocation,” in *Proceedings of the IEEE/CVF Conference on Computer Vision and Pattern Recognition*, 2024, pp. 13 418–13 427. 1, 3, 6, 7
- [40] G. Zhou, Y. Yan, X. Zou, K. Wang, A. Liu, and X. Hu, “Mitigating modality prior-induced hallucinations in multimodal large language models via deciphering attention causality,” *arXiv preprint arXiv:2410.04780*, 2024. 3, 7
- [41] C. Wang, X. Chen, N. Zhang, B. Tian, H. Xu, S. Deng, and H. Chen, “MLLM can see? dynamic correction decoding for hallucination mitigation,” *arXiv preprint arXiv:2410.11779*, 2024. 3, 6, 7, 8, 9
- [42] A. Gunjal, J. Yin, and E. Bas, “Detecting and preventing hallucinations in large vision language models,” in *Proceedings of the AAAI Conference on Artificial Intelligence*, vol. 38, no. 16, 2024, pp. 18 135–18 143. 3
- [43] H. Liu, W. Xue, Y. Chen, D. Chen, X. Zhao, K. Wang, L. Hou, R. Li, and W. Peng, “A survey on hallucination in large vision-language models,” *arXiv preprint arXiv:2402.00253*, 2024.
- [44] Z. Sun, S. Shen, S. Cao, H. Liu, C. Li, Y. Shen, C. Gan, L.-Y. Gui, Y.-X. Wang, Y. Yang *et al.*, “Aligning large multimodal models with factually augmented RLHF,” *arXiv preprint arXiv:2309.14525*, 2023.
- [45] S. Yin, C. Fu, S. Zhao, T. Xu, H. Wang, D. Sui, Y. Shen, K. Li, X. Sun, and E. Chen, “Woodpecker: Hallucination correction for multimodal large language models,” *Science China Information Sciences*, vol. 67, no. 12, p. 220105, 2024.
- [46] Z. Yue, L. Zhang, and Q. Jin, “Less is more: Mitigating multimodal hallucination from an EOS decision perspective,” *arXiv preprint arXiv:2402.14545*, 2024. 3
- [47] W. Bousseilham, F. Petersen, V. Ferrari, and H. Kuehne, “Grounding everything: Emerging localization properties in vision-language transformers,” in *Proceedings of the IEEE/CVF Conference on Computer Vision and Pattern Recognition*, 2024, pp. 3828–3837. 5
- [48] Y. Li, H. Wang, Y. Duan, and X. Li, “Clip surgery for better explainability with enhancement in open-vocabulary tasks,” *arXiv e-prints*, pp. arXiv–2304, 2023.
- [49] F. Wang, J. Mei, and A. Yuille, “Selip: Rethinking self-attention for dense vision-language inference,” in *European Conference on Computer Vision*. Springer, 2024, pp. 315–332. 5
- [50] C. Fu, P. Chen, Y. Shen, Y. Qin, M. Zhang, X. Lin, J. Yang, X. Zheng, K. Li, X. Sun *et al.*, “MME: A comprehensive evaluation benchmark for multimodal large language models, 2024,” *URL https://arxiv.org/abs/2306.13394*, vol. 2. 3, 6, 7, 8
- [51] A. Rohrbach, L. A. Hendricks, K. Burns, T. Darrell, and K. Saenko, “Object hallucination in image captioning,” *arXiv preprint arXiv:1809.02156*, 2018. 3, 6, 7, 8, 9
- [52] F. Liu, K. Lin, L. Li, J. Wang, Y. Yacoob, and L. Wang, “Mitigating hallucination in large multi-modal models via robust instruction tuning,” *arXiv preprint arXiv:2306.14565*, 2023. 6
- [53] T.-Y. Lin, M. Maire, S. Belongie, J. Hays, P. Perona, D. Ramanan, P. Dollár, and C. L. Zitnick, “Microsoft COCO: Common objects in context,” in *Computer vision—ECCV 2014: 13th European conference, Zurich, Switzerland, September 6–12, 2014, proceedings, part V 13*. Springer, 2014, pp. 740–755. 7
- [54] D. Schwenk, A. Khandelwal, C. Clark, K. Marino, and R. Mottaghi, “A-okvqa: A benchmark for visual question answering using world knowledge,” in *European conference on computer vision*. Springer, 2022, pp. 146–162. 7
- [55] D. A. Hudson and C. D. Manning, “GQA: A new dataset for real-world visual reasoning and compositional question answering,” in *Proceedings of the IEEE/CVF conference on computer vision and pattern recognition*, 2019, pp. 6700–6709. 7
- [56] K. Chen, Z. Zhang, W. Zeng, R. Zhang, F. Zhu, and R. Zhao, “Shikra: Unleashing multimodal LLM’s referential dialogue magic,” *arXiv preprint arXiv:2306.15195*, 2023. 7, 9

- [57] X. L. Li, A. Holtzman, D. Fried, P. Liang, J. Eisner, T. Hashimoto, L. Zettlemoyer, and M. Lewis, “Contrastive decoding: Open-ended text generation as optimization,” *arXiv preprint arXiv:2210.15097*, 2022. [5](#)
- [58] Y.-S. Chuang, Y. Xie, H. Luo, Y. Kim, J. Glass, and P. He, “Dola: Decoding by contrasting layers improves factuality in large language models,” *arXiv preprint arXiv:2309.03883*, 2023. [5](#)