
Recurrent Self-Attention Dynamics: An Energy-Agnostic Perspective from Jacobians

Akiyoshi Tomihari^{1,2}
tomihari@g.ecc.u-tokyo.ac.jp

Ryo Karakida¹
karakida.ryo@aist.go.jp

¹Artificial Intelligence Research Center, AIST, Japan

²Department of Computer Science, The University of Tokyo, Japan

Abstract

The theoretical understanding of self-attention (SA) has been steadily progressing. A prominent line of work studies a class of SA layers that admit an energy function decreased by state updates. While it provides valuable insights into inherent biases in signal propagation, it often relies on idealized assumptions or additional constraints not necessarily present in standard SA. Thus, to broaden our understanding, this work aims to relax these energy constraints and provide an energy-agnostic characterization of inference dynamics by dynamical systems analysis. In more detail, we first consider relaxing the symmetry and single-head constraints traditionally required in energy-based formulations. Next, to investigate more general SA architectures capable of oscillatory dynamics without necessarily admitting an energy function, we analyze the Jacobian matrix of the state. We reveal that normalization layers effectively normalize the Jacobian’s complex eigenvalues, forcing the dynamics close to a critical state. This significantly enhances inference performance. Furthermore, we utilize the Jacobian perspective to develop regularization methods for training and a pseudo-energy for monitoring inference dynamics.

1 Introduction

The theoretical understanding of self-attention (SA), a central component of Transformer architectures [Vaswani, 2017], has deepened in recent years, including phenomena such as rank collapse [Noci et al., 2022] and expressive capacity [Yun et al., 2020, Kajitsuka and Sato, 2024, Kingma and Ba, 2025]. One major line of research formulates attention mechanisms as processes that minimize explicit or implicit energy functions [Ramsauer et al., 2021, Yang et al., 2022, Hoover et al., 2023]. Since these energy functions serve as potential functions for gradient flows or as Lyapunov functions, they offer convergence guarantees and provide intuitive explanations for behaviors such as clustering and rank collapse in recurrent SA architectures [Geshkovski et al., 2023a,b, 2024, Bruno et al., 2025]. They restrict attention dynamics to a hypersphere, typically as a result of normalization. This facilitates theoretical analysis and can yield well-behaved functional properties [Castin et al., 2024].

However, energy-based formulations often rely on idealized assumptions and require architectural modifications. These include imposing constraints on the weight matrices, limiting the number of attention heads to one, and modeling state updates in the continuum limit. In addition, some architectures inspired by Hopfield networks replace SA with cross-attention [Ramsauer et al., 2021] or require double softmax passes [Hoover et al., 2023, Hu et al., 2025]. Although they can be effective for exploring a frontier of new architectures, their utility still remains limited for quantitatively understanding or improving existing, realistic SA models.

In this work, we deepen the understanding of SA by extending energy-based analysis and employing a more general stability analysis from a dynamical systems perspective.

- First, we revisit the energy-based formulation and partially relax traditional architectural constraints, such as symmetric weights and single-head assumptions, to better approximate realistic SA settings (Section 4). These relaxed constraints provide insights into designing regularization methods, which we experimentally explore later in Section 6.2.
- To study a broader class of SAs more flexibly, we next analyze the Jacobian matrix of SA dynamics (Section 5). The Jacobian approach is more general than the energy-based analysis (a.k.a. Lyapunov’s direct method) in the sense that it characterizes linear stability (a.k.a. Lyapunov’s indirect method) and enables us to detect non-stationary dynamics, including oscillations. We demonstrate that normalization layers, unique to discrete updates, play a critical role in stabilizing dynamics. Specifically, they effectively suppress the Jacobian’s spectral norm (Proposition 5.1) and control oscillatory behaviors by normalizing the complex eigenvalues of the Jacobian (Section 5.2). Empirically, we confirm that high-performance SA models exhibit a maximum Lyapunov exponent close to zero, suggesting that rich non-stationary inference dynamics emerge at the boundary between convergence and instability.
- Finally, we investigate test-time scaling of inference through the lens of Jacobians. We show that regularizing the spectral norm of weight matrices in SA improves performance (Section 6.2), and that the Jacobian offers an interpretation of the pseudo-energy proposed in prior work, linking it to large eigenvalues (Section 6.3).

Thus, our work broadens the dynamical understanding of SA through dynamical systems analysis, laying a foundation for further exploration of realistic SA architectures.

2 Related work

Energy-based understanding. Geshkovski et al. [2023a,b, 2024], Karagodin et al. [2024], Bruno et al. [2025] formulated recurrent SA dynamics as interactions among tokens (“particles”), enabling theoretical analysis of phenomena such as meta-stable clustering and rank-one collapse. Their continuous-time dynamics monotonically decrease an energy (Lyapunov) function, typically requiring constraints like single-head attention, hyperspherical token states, and symmetric weights. Yang et al. [2022] similarly interpreted Transformers as alternating minimization of energy functions, though with stricter conditions on step sizes and fixed-point proximity. Ramsauer et al. [2021] formalized the attention mechanism as modern Hopfield networks, and Hoover et al. [2023], Hu et al. [2025] further developed energy functions for Transformers. We do not address approaches based on the Hopfield networks, as they require architectural modifications distinct from standard self-attention.

Jacobian-based analysis. The Jacobian of state updates is fundamental for characterizing neural network dynamics. For example, it has been used to analyze edge-of-chaos behavior for stable signal propagation and gradient control [Boedeker et al., 2012, Poole et al., 2016, Pennington et al., 2017], and to investigate discrete-time stability in dynamics with anti-symmetric matrices [Haber and Ruthotto, 2017, Chang et al., 2019]. Several studies have explored Jacobian-based regularization, including for generalization [Yoshida and Miyato, 2017] and for continual learning [Lewandowski et al., 2025]. Regarding SA specifically, Noci et al. [2022] analyzed Jacobians to explain rank collapse, while Castin et al. [2024] evaluated their spectral properties mathematically. In this work, we use Jacobian analysis to understand inference dynamics in realistic SAs and also employ them as regularizers and performance indicators.

Looped architectures. Looped architectures in Transformers have been studied since their introduction by Dehghani et al. [2018]. Yang et al. [2024], Giannou et al. [2023] showed that looped Transformers can learn algorithmic tasks, and Saunshi et al. [2025] further demonstrated their effectiveness in enhancing reasoning via strong inductive bias. Geiping et al. [2025] increased the number of loop iterations to improve performance on reasoning benchmarks, and Bansal et al. [2022] showed that looped architectures generalize to harder problems. Miyato et al. [2025] proposed artificial Kuramoto oscillatory neurons (AKOrN), a looped architecture that successfully solves tasks in a neuroscience-inspired manner, demonstrating strong empirical results in unsupervised object

discovery, adversarial robustness, calibrated uncertainty quantification, and reasoning. Weight tying in ALBERT [Lan et al., 2020] and fixed-point computation in equilibrium models [Bai et al., 2019] are also interpreted as looped architectures. For a more detailed overview of previous work, see the extended related work in Section C.

3 Preliminaries

Notations. For a matrix \mathbf{A} , we use the subscripts $A_{[i,j]}$, $\mathbf{A}_{[i,:]}$, and $\mathbf{A}_{[:,j]}$ to denote the (i, j) -th entry, the i -th row, and the j -th column of \mathbf{A} , respectively. We denote the time index by $\mathbf{X}^{(t)}$ and the head index in multi-head attention by \mathbf{W}_h . All derivatives are computed using the numerator layout.

Self-attention. Multi-head self-attention (MSA) is defined as

$$\text{MSA}(\mathbf{X}) := \text{Concat}(\text{SA}_1(\mathbf{X}), \dots, \text{SA}_H(\mathbf{X}))\mathbf{W}^O, \quad (1)$$

and each SA head $\text{SA}_h(\mathbf{X})$ is defined as

$$\text{SA}_h(\mathbf{X}) := \text{softmax}(\beta \mathbf{X} \mathbf{W}_h^Q \mathbf{W}_h^{K\top} \mathbf{X}^\top) \mathbf{X} \mathbf{W}_h^V, \quad (2)$$

for $h = 1, \dots, H$. Here, $\mathbf{X} \in \mathbb{R}^{S \times D}$ denotes a sequence of S tokens, each represented by a D -dimensional embedding. The weight matrices $\mathbf{W}_h^Q, \mathbf{W}_h^K, \mathbf{W}_h^V \in \mathbb{R}^{D \times D_H}$ correspond to the query, key, and value projections for head h , and $\mathbf{W}^O \in \mathbb{R}^{D \times D}$ is the output projection matrix. Typically, the head dimension and scaling factor are set to $D_H = D/H$ and $\beta = 1/\sqrt{D_H}$.

Self-attention with energy functions. Geshkovski et al. [2023a], Karagodin et al. [2024] used continuous equations and particle interpretation of tokens to model state-update dynamics of SA as:

$$\dot{\mathbf{X}} = \text{Proj}_{\mathbf{X}} (\text{softmax}(\beta \mathbf{X} \mathbf{W}^Q \mathbf{W}^{K\top} \mathbf{X}^\top) \mathbf{X} \mathbf{W}^V) \quad (3)$$

To have an energy function, the previous work has assumed constraints such as

$$\mathbf{W}^Q \mathbf{W}^{K\top} = \mathbf{W}^V = \mathbf{W}^{V\top} \text{ or } \mathbf{W}^Q = \mathbf{W}^K = \mathbf{W}^V = \mathbf{I}_D, \quad (4)$$

depending on the analyses. [Bruno et al., 2025] further assumes an unnormalized version of softmax. Under these conditions, the SA update can decrease an energy function. That is, the dynamics evolve in a way that monotonically decreases the energy, thereby ensuring the Lyapunov stability. Because these models suppose symmetric weights, we refer to a class of SA layers with symmetric weights and Lyapunov functions as **symmetric SA**. Yang et al. [2022] also formalized updates of SA using a symmetric matrix (Appendix C).

Spherical constraint. To facilitate theoretical analysis of SA, several studies [Geshkovski et al., 2023a, Miyato et al., 2025] have introduced a spherical constraint on token vectors by enforcing by requiring that each token vector has unit norm. This constraint enables an interpretation of token interactions as dynamics of particles on a hypersphere, and plays a key role in controlling the Lipschitz continuity of SA [Castin et al., 2024]. There are two commonly used operators with a spherical constraint: a normalization operator Π that enforces the spherical constraint, and a projection operator Proj that projects onto the tangent space of the sphere. Given a token matrix $\mathbf{X}, \mathbf{Y} \in \mathbb{R}^{S \times D}$ such that $\|\mathbf{X}_{[i,:]}\| = 1$, these operators are defined token-wisely as:

$$\Pi(\mathbf{Y})_{[i,:]} = \mathbf{Y}_{[i,:]} / \|\mathbf{Y}_{[i,:]}\|, \quad \text{Proj}_{\mathbf{X}}(\mathbf{Y})_{[i,:]} = \left(\mathbf{I}_D - \mathbf{X}_{[i,:]} \mathbf{X}_{[i,:]}^\top \right) \mathbf{Y}_{[i,:]} \quad (5)$$

Here, $\Pi(\mathbf{Y})$ projects each token vector $\mathbf{Y}_{[i,:]}$ onto the unit hypersphere. $\text{Proj}_{\mathbf{X}}(\mathbf{Y})$ projects $\mathbf{Y}_{[i,:]}$ orthogonally to $\mathbf{X}_{[i,:]}$, restricting updates to the tangent space of the sphere.

In practical Transformer architectures, the spherical normalization can be interpreted as a special case of Root Mean Square Normalization (RMSNorm) [Zhang and Sennrich, 2019], which is applied to the input matrix $\mathbf{Y} \in \mathbb{R}^{S \times D}$ as:

$$\text{RMSNorm}(\mathbf{Y})_{[i,:]} = \text{diag}(\boldsymbol{\gamma}) \Pi(\mathbf{Y})_{[i,:]}, \quad (6)$$

where $\boldsymbol{\gamma} \in \mathbb{R}^D$ is a trainable parameter vector. RMSNorm rescales each token to have unit norm and applies element-wise scaling using the learned parameter $\boldsymbol{\gamma}$, while Π can be interpreted as the special case with $\boldsymbol{\gamma} = \mathbf{1}$. As we will show in Section 5, the trainable parameter $\boldsymbol{\gamma}$ plays an important role in stabilizing Jacobians.

AKOrN. AKOrN [Miyato et al., 2025] integrates a generalized Kuramoto model into an artificial neural network by updating oscillatory neurons through a looped structure. The connectivity among oscillators is implemented in several ways. In this work, we focus on one of their AKOrNs that uses SA. Given a sequential input $\mathbf{C} \in \mathbb{R}^{S \times D}$, AKOrN initializes $\mathbf{X} \in \mathbb{R}^{S \times D}$ using \mathbf{C} . Each token vector $\mathbf{X}_{[i,:]}$ ($i = 1 \cdots S$) is partitioned into N -dimensional vectors, referred to as the oscillators. AKOrN iteratively updates states using a **Kuramoto layer** as follows:

$$\Delta \mathbf{X}^{(t)} = \text{Omg}^{(\text{osc})}(\mathbf{X}^{(t)}) + \text{Proj}_{\mathbf{X}^{(t)}}^{(\text{osc})}(\mathbf{C} + \text{MSA}(\mathbf{X}^{(t)})), \quad (7)$$

$$\mathbf{X}^{(t+1)} = \Pi^{(\text{osc})}(\mathbf{X}^{(t)} + \eta \Delta \mathbf{X}^{(t)}), \quad (8)$$

where η denotes a discrete step size. The Omega layer (Omg) is given by a linear transformation by anti-symmetric matrices and determines the rotational dynamics of oscillators. The projection operator $\text{Proj}_{\mathbf{X}}(\mathbf{Y})$ and the normalization operator $\Pi(\mathbf{Y})$ are applied independently to each oscillator. We use the notation $\bullet^{(\text{osc})}$ to denote oscillator-wise operations. We provide further details of AKOrN in Appendix C.

Although the existence of an energy function can be guaranteed under certain special conditions for Kuramoto models, practical implementations of the Kuramoto layer do not assume such conditions in order to achieve better performance.

Iterative self-attention. Previous studies on looped architectures [Saunshi et al., 2025, Bansal et al., 2022] have shown that injecting the input $\mathbf{C} \in \mathbb{R}^{S \times D}$ into the loop is important for achieving test-time scaling. As we show later, our theory (Proposition 5.1) indicates that the normalization layer plays a critical role in controlling the norm of the Jacobian matrix, particularly in the case of RMS normalization, which is widely used in practice. Based on these insights, we propose and investigate the following update rule, referred to as **iterative self-attention (ItrSA)**:

$$\Delta \mathbf{X}^{(t)} = \mathbf{C} + \text{MSA}(\mathbf{X}^{(t)}), \quad \mathbf{X}^{(t+1)} = \text{RMSNorm}(\mathbf{X}^{(t)} + \eta \Delta \mathbf{X}^{(t)}). \quad (9)$$

Since ItrSA does not involve oscillator-wise operations and the Omg layer, both of which are distinctive components of AKOrN, it is suitable as a baseline to compare against energy-based SAs.

4 Energy-based analysis

As described in the previous section, energy-based symmetric SA involves three constraints: (i) the symmetry of weight matrices, (ii) a single head, and (iii) a continuous-time limit. To accommodate more realistic SA architectures, we partially relax (i) and (ii) in the following.

Extension of weight symmetry. Symmetric SA imposes symmetric constraints on both $\mathbf{W}^{Q\top} \mathbf{W}^K$ and \mathbf{W}^V . We relax these constraints in the following proposition.

Proposition 4.1. *Consider the continuous-time dynamics for single-head SA equipped with projection (3). The energy function*

$$E_{\text{single}}(\mathbf{X}) = - \sum_{i,j} \exp\left(\beta \mathbf{X}_{[i,:]}^\top \mathbf{W}^Q \mathbf{W}^{K\top} \mathbf{X}_{[j,:]}\right) \quad (10)$$

is monotonically decreasing as $dE_{\text{single}}(\mathbf{X})/dt \leq 0$ under the condition:

$$\mathbf{W}^V = (\mathbf{W}^{Q\top} \mathbf{W}^K + \mathbf{W}^Q \mathbf{W}^{K\top})/2. \quad (11)$$

Multi-head energy. Although energy functions have been proposed for single-head SA, no corresponding formulation exists for MSA, which is commonly used in practice. We extend the above result to the multi-head setting as follows.

Proposition 4.2. *Consider the continuous-time dynamics for multi-head SA without projection: $d\mathbf{X}/dt = \sum_{h=1}^H \text{SA}_h(\mathbf{X})$. An energy function*

$$E_{\text{multi}}(\mathbf{X}) = - \sum_h \sum_{i,j} \exp\left(\beta \mathbf{X}_{[i,:]}^\top \mathbf{W}_h^Q \mathbf{W}_h^{K\top} \mathbf{X}_{[j,:]}\right) \quad (12)$$

is monotonically decreasing as $dE_{\text{multi}}(\mathbf{X})/dt \leq 0$ under the condition

$$\mathbf{W}_h^V = (\mathbf{W}_h^{Q\top} \mathbf{W}_h^K + \mathbf{W}_h^Q \mathbf{W}_h^{K\top})/2, \quad \mathbf{W}_h^Q \mathbf{W}_h^{K\top} = \mathbf{U}_{1,h} \mathbf{U}_{2,h}^\top, \quad (13)$$

where $\mathbf{U}_{1(2),h} \in \mathbb{R}^{D \times D/(2H)}$ ($h \in [1, H]$) satisfies the orthogonality condition $\mathbf{U}_{k,h}^\top \mathbf{U}_{k',h'} = \delta_{hh'} \delta_{kk'} \mathbf{I}_{D/(2H)}$.

Propositions 4.1 and 4.2 imply that certain structures of weight matrices are desirable to ensure the existence of an energy function. Specifically, $\mathbf{W}_Q \mathbf{W}_K^\top$ can be asymmetric, whereas \mathbf{W}_V should remain symmetric. In the multi-head scenario, a low-rank structure in the QK product is required, which is consistent with practical Transformers, as they typically assume a (similar but different) low-rank structure as well. We refer to architectures that incorporate these properties as **generalized symmetric SA**, and we will explore their effectiveness in our experiments (Section 6.2). The proofs are provided in Appendices A.2 and A.3.

5 Jacobian-based analysis

In general, energy functions are used to guarantee the convergence of dynamics to fixed points (a.k.a. Lyapunov’s direct method) [Khalil, 2002]. While this is a concrete approach to achieve stable dynamics, the construction of energy functions is usually unsystematic, and thus it is not obvious whether we can handle more realistic SA dynamics (e.g., discrete updates with normalization). Furthermore, recent experimental results have reported non-stationary dynamics (e.g., oscillations) [Karagodin et al., 2024, Miyato et al., 2025], suggesting the need for more flexible approaches applicable to richer dynamics. Thus, we turn to analyzing the Jacobian matrix of state updates. The Jacobian controls the Lipschitzness of the function, and also naturally appears in linear stability analysis (a.k.a. Lyapunov’s indirect method), where state updates are locally described by $\mathbf{f}(\mathbf{x} + \Delta\mathbf{x}) \approx \mathbf{f}(\mathbf{x}) + \mathbf{J}(\mathbf{x}_t) \Delta\mathbf{x}$ with the Jacobian $\mathbf{J} := \partial \mathbf{f} / \partial \mathbf{x}$.

5.1 Normalization of spectral norm

Normalization operators, which do not appear in continuous-time dynamics, are essential in the discrete setting because discretizing state updates causes the state vector to deviate from the hypersphere. We find that the normalization operators suppress the Jacobian’s eigenvalues.

Proposition 5.1. *Suppose that, in the update of ItrSA (9), the input to the normalization layer satisfies $\|\mathbf{X}_{[i,:]} + \eta \Delta \mathbf{X}_{[i,:]}\| \geq R$ for all $i \in [1, S]$. Then, the spectral norm of the Jacobian satisfies*

$$\left\| \frac{\partial \text{RMSNORM}(\mathbf{X} + \eta \Delta \mathbf{X})}{\partial \mathbf{X}} \right\|_2 \leq \frac{\max_j (|\gamma_j|)}{R} (1 + |\eta| \|\mathbf{J}_{\text{MSA}}(\mathbf{X})\|_2), \quad (14)$$

where $\mathbf{J}_{\text{MSA}}(\mathbf{X}) := \partial \text{MSA}(\mathbf{X}) / \partial \mathbf{X}$ denotes the Jacobian of MSA.

We show the proof in Appendix A.4. This proposition highlights the key stabilizing effect of normalization: the spectral norm is inversely proportional to R . This effect appears to be particularly significant for preventing signal explosion in looped architectures, where the same operation is repeatedly applied.

Figure 2a shows that, in a practical model, normalization reduces the maximum Lyapunov exponent. This exponent corresponds to a time-averaged maximum singular value of \mathbf{J} , which is further explained and analyzed in Section 5.3. This result supports the stabilizing effect of normalization implied by Proposition 5.1.

Jacobian eigenvalues of SA. Castin et al. [2024] provide an upper bound on the maximum eigenvalue (in the form of a Lipschitz constant) of the Jacobian of SA defined as $\mathbf{J}_{\text{MSA}}(\mathbf{X}) := \partial \text{MSA}(\mathbf{X}) / \partial \mathbf{X}$. Specifically, their results in Theorem 3.3 and Lemma 3.8 state that the Jacobian $\mathbf{J}_{\text{MSA}}(\mathbf{X})$ satisfies

$$\|\mathbf{J}_{\text{MSA}}(\mathbf{X})\|_2 \leq \sum_{h=1}^H \sqrt{3} \|\mathbf{W}_h^O\|_2 \|\mathbf{W}_h^V\|_2 \sqrt{\|\beta \mathbf{W}_h^Q \mathbf{W}_h^{K\top}\|_2 r^4 (S+1) + S}, \quad (15)$$

for input tokens $\mathbf{X} \in \mathbb{R}^{S \times D}$ such that $\|\mathbf{X}_{[i,:]}\| \leq r$ for all $i \in [1, S]$. This inequality implies that when the norms of the weight matrices $\|\mathbf{W}_h^O\|_2, \|\mathbf{W}_h^V\|_2$, or $\|\mathbf{W}_h^Q \mathbf{W}_h^{K\top}\|_2$, or the number of tokens S becomes large, the spectral norm can also become large.

This is precisely the issue that normalization techniques can address. Figure 1 demonstrates that the spectral norm of the untrained SA’s Jacobian can be effectively reduced through normalization (see Appendix B.4 for experimental settings). Interestingly, we empirically observed that the spectral norm is not only reduced by normalization but remains $O(1)$ to the number of tokens. This suggests that the current theoretical bound is conservative, and a tighter bound remains future theoretical work.

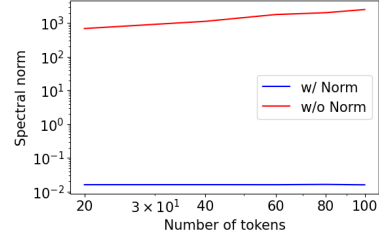


Figure 1: Normalization improves the spectral norm of SA’s Jacobian.

5.2 Normalization of oscillatory components

To clarify differences between continuous and discrete updates and highlight the role of normalization, we analyze the following simplified dynamics and their associated Jacobians:

$$\dot{\mathbf{x}} = \Omega \mathbf{x}, \quad \mathbf{J}(\mathbf{x}) = \Omega \quad (\text{continuous}) \quad (16)$$

$$\mathbf{x}^{(t+1)} = (\mathbf{I}_D + \eta \Omega) \mathbf{x}^{(t)}, \quad \mathbf{J}(\mathbf{x}^{(t)}) = \mathbf{I}_D + \eta \Omega \quad (\text{discrete w/o Norm}) \quad (17)$$

$$\mathbf{x}^{(t+1)} = \Pi((\mathbf{I}_D + \eta \Omega) \mathbf{x}^{(t)}), \quad \mathbf{J}(\mathbf{x}^{(t)}) = \left(\mathbf{I}_D - \frac{\mathbf{y} \mathbf{y}^\top}{\|\mathbf{y}\|^2} \right) \frac{\mathbf{I}_D + \eta \Omega}{\|\mathbf{y}\|} \quad (\text{discrete w/ Norm}) \quad (18)$$

where Ω is an anti-symmetric matrix and $\mathbf{y} = (\mathbf{I}_D + \eta \Omega) \mathbf{x}^{(t)}$. Since an anti-symmetric matrix has purely imaginary eigenvalues, these dynamics represent simple oscillatory systems. The discrete dynamics with normalization can also be interpreted as isolating the Omega layer used in AKOrN.

It is known that the pure imaginary eigenvalues in the continuous-time limit are essential for capturing long-term signal dependencies, but can be significantly damaged by discretization [Chang et al., 2019]. Generally, in continuous-time systems $\dot{\mathbf{x}} = \mathbf{f}(\mathbf{x})$, the equilibrium point is Lyapunov stable if all eigenvalues λ_j of the Jacobian $\mathbf{J}(\mathbf{x})$ satisfy $\text{Re}(\lambda_j) \leq 0$. In Eq. (16), the Jacobian $\mathbf{J}(\mathbf{x}) = \Omega$ has purely imaginary eigenvalues and they are on the boundary of stability, allowing persistent oscillations. In contrast, the equilibrium points of discrete-time systems $\mathbf{x}^{(t+1)} = \mathbf{f}(\mathbf{x}^{(t)})$ are Lyapunov stable if all eigenvalues λ_j of the Jacobian satisfy $|\lambda_j| \leq 1$. For Eq. (17), all eigenvalues of the Jacobian $\mathbf{J}(\mathbf{x}) = \mathbf{I}_D + \eta \Omega$ take the form $1 \pm i\eta\omega_j$ for $\omega_j \geq 0$, implying that $|\lambda_j| \geq 1$. Therefore, the system becomes unstable. To avoid the fundamental instability arising from discretization, previous work on architecture design inspired by dynamical systems proposed to add a diffusion term to the anti-symmetric weight matrix, i.e., $\Omega - \gamma \mathbf{I}$ ($\gamma > 0$) [Haber and Ruthotto, 2017, Chang et al., 2019].

We find that a normalization layer (18) serves as an alternative way to mitigate this instability by effectively rescaling the system through division by $\|\mathbf{y}\|$. For simplicity, suppose that all eigenvalues of Ω degenerate to the same $\omega_j = \omega$. After a straightforward calculation, we obtain $|\lambda_j| \leq 1$ (see Appendix A.5 for the derivation). The effect of this normalization is illustrated in Figure 2b. Although this scenario represents an idealized setting, the normalization of imaginary components is empirically observed even in the case of SA, as shown in Figure 2.

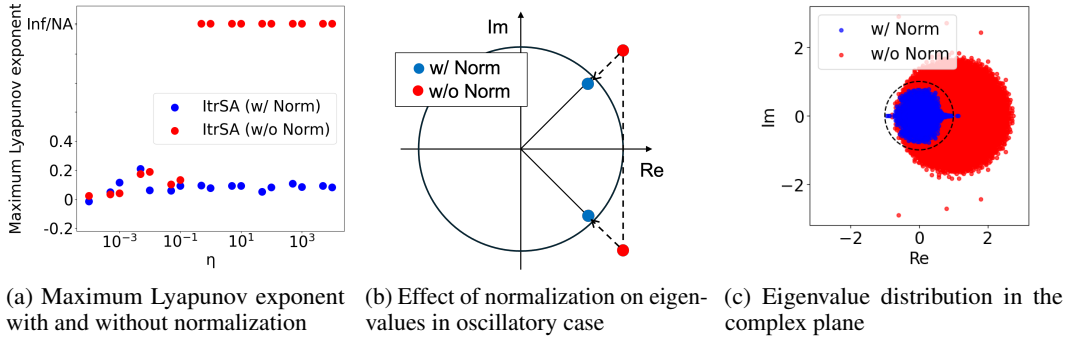


Figure 2: Normalization layers play a crucial role in controlling the Jacobian’s eigenvalues. (a) and (c) show results on the Sudoku dataset.

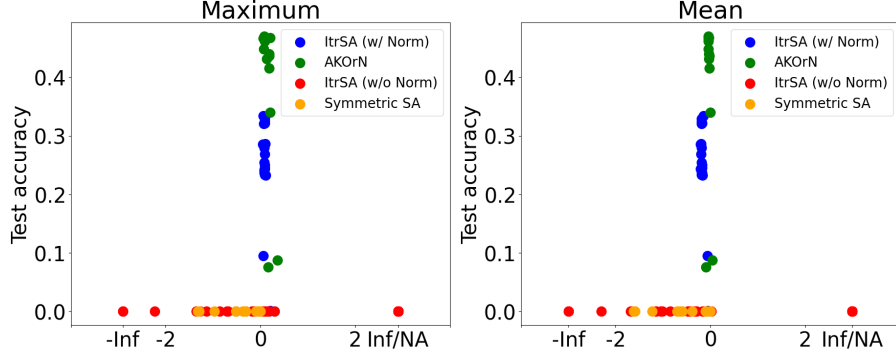


Figure 3: Normalization drives the Lyapunov exponents toward zero and enables high accuracy.

5.3 Lyapunov exponent indicates criticality

The Lyapunov exponent measures the exponential rate at which trajectories locally converge or diverge in dynamical systems [Khalil, 2002] (see details in Appendix B.3). Intuitively, it corresponds to the time-averaged value of $\ln \sigma_i(\mathbf{J})$, where $\sigma_i(\mathbf{J})$ denotes the Jacobian’s singular values. A positive exponent indicates instability and sensitivity to initial conditions, whereas a negative exponent implies convergence. An exponent close to zero characterizes a critical regime, often referred to as the edge of chaos, where signals neither explode nor vanish and can propagate for a long period. This critical regime has been reported to correlate with the high performance of neural networks across various contexts [Boedecker et al., 2012, Poole et al., 2016, Pennington et al., 2017].

Figure 3 shows that SA models achieving high test accuracy empirically have Lyapunov exponents close to zero, thus operating near criticality. The maximum and mean exponents display nearly identical behaviors. We vary hyper-parameters, including η and the norm of weight matrices, and plot multiple points (see details in Appendix B.3). In models with normalization layers, the exponent tends to concentrate around zero, indicating the criticality. High accuracy is achieved only in these models. This supports the stabilizing effect of normalization implied by Proposition 5.1 and Section 5.2. In contrast, energy-based symmetric SA models show negative exponents, consistent with their Lyapunov stability, although these constraints reduce their trainability, leading to lower accuracy. Interestingly, the maximum Lyapunov exponent of successful models is slightly positive (~ 0.1), indicating that the dynamical state resides near criticality from the chaotic side. This observation aligns with previous reports of positive maximum Lyapunov exponents in some Transformers [Inoue et al., 2022, Liu et al., 2024, Tong et al., 2025]. We also confirmed similar Lyapunov exponents on the CIFAR-10 dataset (Appendix B.6).

6 Quantitative insight into inference dynamics

Here, we experimentally investigate the test-time scaling of inference in looped architectures. We mainly focus on evaluation on the Sudoku task using the SATNet [Wang et al., 2019] dataset for in-distribution (ID) data and the RRN dataset [Palm et al., 2018] for out-of-distribution (OOD) data. At test time, we increased the number of loops beyond the training setting of $T = 16$. Details are provided in Appendix B.

6.1 Test-time scaling and normalization

Miyato et al. [2025] showed that AKOrN exhibits test-time scaling, whereas ItrSA does not, suggesting the superiority of AKOrN over ItrSA. However, with our formulation of ItrSA, Figure 4 demonstrates that ItrSA also exhibits test-time scaling. Moreover, it shows that AKOrN fails to maintain test-time scaling when N becomes large, which is consistent with the observations by Miyato et al. [2025]. This issue can be mitigated by applying RMS normalization, where we use oscillator-wise RMS normalization. The learned scaling parameter γ prevents the Jacobian from becoming excessively large. Empirically, we confirmed that the trained γ remains small (see Table S.2) eliminating the need for explicit clipping such as $|\gamma_i| \leq 1$.

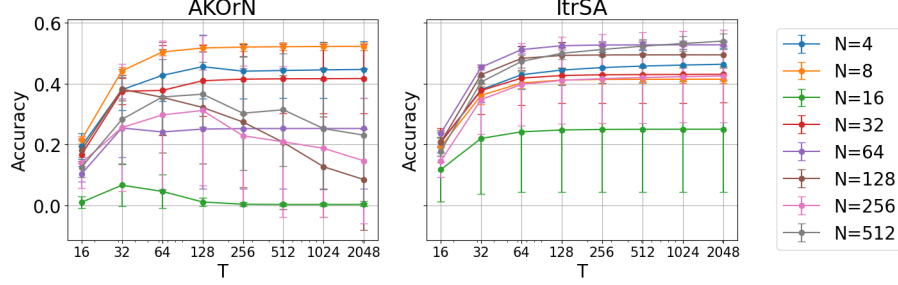


Figure 4: ItrSA consistently improves accuracy as the number of loops T increases, regardless of the value of oscillator dimension N . Note that $N = 512$ corresponds to the setting where tokens are not split into oscillators. Error bars indicate the standard deviation.

6.2 Application to regularization

Method (i): Energy-based regularization. Proposition 4.2 suggests that SA architectures satisfying specific conditions inherently minimize an energy function. To investigate the practical utility of this property, we consider applying the constraints identified in the proposition as a regularization term to the existing multi-head MSA. We add the following energy-based regularization term to the loss function during the training of ItrSA, which can be interpreted as an approximation of energy-based SA models. By defining the concatenation as $\mathbf{W}^V := [\mathbf{W}_1^V, \dots, \mathbf{W}_H^V] \in \mathbb{R}^{D \times D}$, we introduce

$$R_{\text{E-multi}} := \|\mathbf{W}^V \mathbf{W}^O - (\mathbf{W}^V \mathbf{W}^O)^\top\|_F^2, \quad (19)$$

where both \mathbf{W}^V and \mathbf{W}^O are implemented as **orthogonal matrices**. Note that each \mathbf{W}_h^V in the proposition is interpreted as the product $\mathbf{W}_h^V \mathbf{W}_h^O$ in ItrSA. If $R_{\text{E-multi}} = 0$, $\mathbf{W}_h^V \mathbf{W}_h^O$ becomes symmetric, as implied by Proposition 4.2. For a single-head case, we can also propose Proposition 4.1 as a regularization term $R_{\text{E-single}}$ (see Appendix B.2).

Method (ii): Jacobian spectral regularization. On the other hand, controlling the Jacobian spectra is an effective way to stabilize neural networks. Following the regularization proposed by Lewandowski et al. [2025], we introduce the following regularization term:

$$R_{\text{Spec}} = \sum_{\mathbf{W} \in \text{SA}} (\sigma^2(\mathbf{W}) - 1)^2 + \sum_{\mathbf{b} \in \text{SA}} \|\mathbf{b}\|_2^4, \quad (20)$$

where the summations are taken over all weight matrices \mathbf{W} and bias terms \mathbf{b} in the SA modules, and $\sigma(\mathbf{W})$ denotes the largest singular value of \mathbf{W} . This regularization encourages the singular values to be close to 1, which has been shown to be beneficial for recursive architectures [Chang et al., 2019]. We apply R_{Spec} to both ItrSA and AKOrN.

Limitation of energy-based regularization. Figure 5 shows the effects of the regularization methods. The accuracy of E-multi is lower than that without regularization. These results suggest that energy-based regularization may be unnecessary, casting doubt on the validity of the energy-based perspective for practical applications. E-single fails to reduce the training loss and fails even on ID tasks possibly due to the single-head constraint.

Spectral regularization is particularly effective in AKOrN. Spectral regularization substantially enhances the performance of both AKOrN and ItrSA, and the effect is especially pronounced in AKOrN. Eq. (15) shows that the maximum eigenvalue of the Jacobian can grow significantly when the weight matrices have large norms. Spectral regularization addresses this issue by directly constraining the Jacobian spectrum.

6.3 An interpretation of pseudo-energy via Jacobian

While it is non-trivial for general SA dynamics to have an energy function, Miyato et al. [2025] empirically found that AKOrN approximately decreases the quantity $E_{\text{pseudo}}(t) := -\text{Tr}(\mathbf{X}^{(t)\top} \Delta \mathbf{X}^{(t)})$, which we refer to as pseudo-energy, and that the prediction with a lower pseudo-energy performs better. Under certain symmetry assumptions without SA, it reduces to the energy function of a generalized Kuramoto model. However, its interpretation in AKOrN with SA remains unclear.

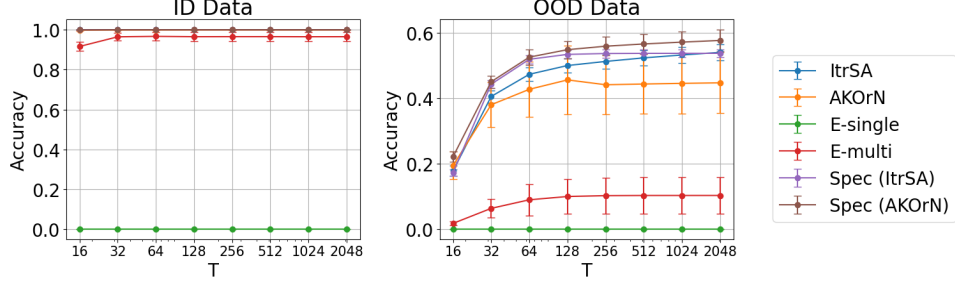


Figure 5: Energy-based regularization (“E-single” and “E-multi”) underperforms the original methods, while Jacobian spectral regularization (“Spec”) overperforms. Error bars indicate standard deviation.

We found that the Jacobian provides an interpretation. Suppose that $\text{vec}(\text{MSA}(\mathbf{X}^{(t)})) \in \mathbb{R}^{DS}$ is well-approximated by $\mathbf{J}_t \mathbf{x}_t$, where $\mathbf{x}_t \in \mathbb{R}^{DS}$ denotes $\text{vec}(\mathbf{X}^{(t)})$ and $\mathbf{J}_t = \partial \text{MSA}(\mathbf{X}^{(t)}) / \partial \mathbf{X}^{(t)} \in \mathbb{R}^{DS \times DS}$. Figure 6 shows that while E_{pseudo} significantly decreases, the cosine similarity between $\text{vec}(\text{MSA}(\mathbf{X}^{(t)}))$ and $\mathbf{J}_t \mathbf{x}_t$ remains high throughout iterations. Under this approximation, neglecting a constant term \mathbf{C} in $\Delta \mathbf{X}$, we obtain the relation $E_{\text{pseudo}} = -\mathbf{x}_t^\top \mathbf{S}_t \mathbf{x}_t / 2$, a quadratic form involving a symmetric matrix $\mathbf{S}_t = \mathbf{J}_t + \mathbf{J}_t^\top$. We further expand \mathbf{x}_t in the orthonormal basis of \mathbf{S}_t as $\mathbf{x}_t = \sum_{k=1}^{DS} a_t^k \mathbf{v}_t^k$, and the eigenvectors are sorted in descending order of their eigenvalues ($\lambda_t^1 \geq \dots \geq \lambda_t^{DS}$). The *contribution index* in the figure quantifies the extent to which the state \mathbf{x}_t is captured by the top 2% eigenvalues, specifically $\sum_{k \leq 0.02 DS} (a_t^k)^2 / \sum_{k=1}^{DS} (a_t^k)^2$. During inference, the proportion of the state in the top 2% eigenspace increases monotonically, eventually dominating nearly 40%. This suggests that the loop effectively performs a computation analogous to power iteration, but constrained to real space with positive eigenvalues. As a side note, in Section B.5, a more detailed analysis of the Jacobian matrix implies that this alignment to the eigenspace is predominantly determined by a certain time-independent matrix. Thus, the Jacobian provides a meaningful and promising interpretation for the observed decrease of pseudo-energy during AKOrN inference.

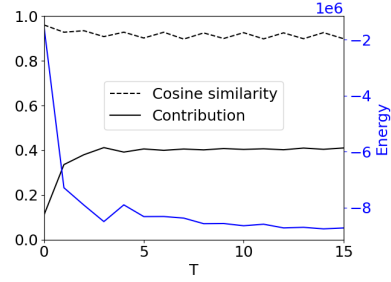


Figure 6: Test-time inference of AKOrN on the Sudoku dataset.

7 Conclusion

In this paper, we advanced the understanding and control of recurrent self-attention (SA) from a dynamical systems perspective. First, we generalized energy-based formulations to weaker symmetry and multi-head configurations, closer to realistic settings. However, experiments showed that energy-regularized SA underperformed standard SA, suggesting other factors at play in practical models. Second, we analyzed the Jacobian matrix of standard SA architectures, revealing that normalization layers effectively regularize their spectral properties. We further clarify that Lyapunov exponents at criticality characterize high-performance inference, which indicates that the state update of SA is more dynamic than energy-constrained cases. We also argued how Jacobians provide quantitative insights into performance-enhancing regularization and pseudo-energy behaviors.

Limitations. In this work, we focused on recurrent SAs without positional encoding, masking, or MLP blocks, unlike looped Transformers in practice. Investigating how these components alter state dynamics remains an interesting direction. Regarding theoretical limitations, the upper bound provided by Proposition 4.1 provides a conservative upper bound that is looser than empirical observations, an issue also noted in existing analyses of SA’s Jacobians without normalization. Deriving tighter bounds remains an intriguing open theoretical problem. Additionally, analytically justifying empirical phenomena, such as the Lyapunov exponent concentration (Section 5.3) and the Jacobian-based approximation (Section 6.1), by solving state dynamics would be challenging yet

exciting themes for theory. We expect our findings to serve as a foundation for further theoretical and practical advancements in looped SA architectures and their rich inference dynamics.

References

- Shaojie Bai, J Zico Kolter, and Vladlen Koltun. Deep equilibrium models. *Advances in Neural Information Processing Systems*, 32, 2019.
- Arpit Bansal, Avi Schwarzschild, Eitan Borgnia, Zeyad Emam, Furong Huang, Micah Goldblum, and Tom Goldstein. End-to-end algorithm synthesis with recurrent networks: Extrapolation without overthinking. *Advances in Neural Information Processing Systems*, 35, 2022.
- Joschka Boedecker, Oliver Obst, Joseph T Lizier, N Michael Mayer, and Minoru Asada. Information processing in echo state networks at the edge of chaos. *Theory in Biosciences*, 131:205–213, 2012.
- Giuseppe Bruno, Federico Pasqualotto, and Andrea Agazzi. Emergence of meta-stable clustering in mean-field transformer models. In *International Conference on Learning Representations*, 2025.
- Valérie Castin, Pierre Ablin, and Gabriel Peyré. How smooth is attention? In *International Conference on Machine Learning*, pages 5817–5840. PMLR, 2024.
- Bo Chang, Minmin Chen, Eldad Haber, and Ed H Chi. Antisymmetricrnn: A dynamical system view on recurrent neural networks. In *International Conference on Learning Representations*, 2019.
- Arman Cohan, Franck Dernoncourt, Doo Soon Kim, Trung Bui, Seokhwan Kim, Walter Chang, and Nazli Goharian. A discourse-aware attention model for abstractive summarization of long documents. In *Proceedings of the 2018 Conference of the North American Chapter of the Association for Computational Linguistics: Human Language Technologies, Volume 2 (Short Papers)*, pages 615–621, 2018.
- Mostafa Dehghani, Stephan Gouws, Oriol Vinyals, Jakob Uszkoreit, and Lukasz Kaiser. Universal transformers. In *International Conference on Learning Representations*, 2018.
- Jonas Geiping, Sean McLeish, Neel Jain, John Kirchenbauer, Siddharth Singh, Brian R Bartoldson, Bhavya Kailkhura, Abhinav Bhatele, and Tom Goldstein. Scaling up test-time compute with latent reasoning: A recurrent depth approach. *arXiv preprint arXiv:2502.05171*, 2025.
- Borjan Geshkovski, Cyril Letrouit, Yury Polyanskiy, and Philippe Rigollet. A mathematical perspective on transformers. *arXiv preprint arXiv:2312.10794*, 2023a.
- Borjan Geshkovski, Cyril Letrouit, Yury Polyanskiy, and Philippe Rigollet. The emergence of clusters in self-attention dynamics. *Advances in Neural Information Processing Systems*, 36, 2023b.
- Borjan Geshkovski, Hugo Koubbi, Yury Polyanskiy, and Philippe Rigollet. Dynamic metastability in the self-attention model. *arXiv preprint arXiv:2410.06833*, 2024.
- Angeliki Giannou, Shashank Rajput, Jy-yong Sohn, Kangwook Lee, Jason D Lee, and Dimitris Papailiopoulos. Looped transformers as programmable computers. In *International Conference on Machine Learning*, pages 11398–11442. PMLR, 2023.
- Eldad Haber and Lars Ruthotto. Stable architectures for deep neural networks. *Inverse problems*, 34(1):014004, 2017.
- Benjamin Hoover, Yuchen Liang, Bao Pham, Rameswar Panda, Hendrik Strobelt, Duen Horng Chau, Mohammed Zaki, and Dmitry Krotov. Energy transformer. *Advances in Neural Information Processing Systems*, 36, 2023.
- Yunzhe Hu, Difan Zou, and Dong Xu. Hyperspherical energy transformer with recurrent depth. *arXiv preprint arXiv:2502.11646*, 2025.
- Katsuma Inoue, Soh Ohara, Yasuo Kuniyoshi, and Kohei Nakajima. Transient chaos in bidirectional encoder representations from transformers. *Physical Review Research*, 4(1):013204, 2022.

- Tokio Kajitsuka and Issei Sato. Are transformers with one layer self-attention using low-rank weight matrices universal approximators? In *International Conference on Learning Representations*, 2024.
- Nikita Karagodin, Yury Polyanskiy, and Philippe Rigollet. Clustering in causal attention masking. *arXiv preprint arXiv:2411.04990*, 2024.
- Hassan K Khalil. *Nonlinear Systems*. Prentice Hall, 2002.
- Diederick P Kingma and Jimmy Ba. Adam: A method for stochastic optimization. In *International Conference on Learning Representations*, 2015.
- Diederick P Kingma and Jimmy Ba. Understanding factual recall in transformers via associative memories. In *International Conference on Learning Representations*, 2025.
- Alex Krizhevsky, Vinod Nair, and Geoffrey Hinton. Cifar-10 (canadian institute for advanced research). URL <http://www.cs.toronto.edu/~kriz/cifar.html>.
- Zhenzhong Lan, Mingda Chen, Sebastian Goodman, Kevin Gimpel, Piyush Sharma, and Radu Soricut. Albert: A lite bert for self-supervised learning of language representations. In *International Conference on Learning Representations*, 2020.
- Alex Lewandowski, Michał Bortkiewicz, Saurabh Kumar, András György, Dale Schuurmans, Mateusz Ostaszewski, and Marlos C. Machado. Learning continually by spectral regularization. In *International Conference on Learning Representations*, 2025.
- Shuhong Liu, Nozomi Akashi, Qingyao Huang, Yasuo Kuniyoshi, and Kohei Nakajima. Exploiting chaotic dynamics as deep neural networks. *arXiv preprint arXiv:2406.02580*, 2024.
- Takeru Miyato, Toshiki Kataoka, Masanori Koyama, and Yuichi Yoshida. Spectral normalization for generative adversarial networks. In *International Conference on Learning Representations*, 2018.
- Takeru Miyato, Sindy Löwe, Andreas Geiger, and Max Welling. Artificial kuramoto oscillatory neurons. In *International Conference on Learning Representations*, 2025.
- Lorenzo Noci, Sotiris Anagnostidis, Luca Biggio, Antonio Orvieto, Sidak Pal Singh, and Aurelien Lucchi. Signal propagation in transformers: Theoretical perspectives and the role of rank collapse. *Advances in Neural Information Processing Systems*, 35:27198–27211, 2022.
- Rasmus Palm, Ulrich Paquet, and Ole Winther. Recurrent relational networks. *Advances in Neural Information Processing Systems*, 31, 2018.
- Jeffrey Pennington, Samuel Schoenholz, and Surya Ganguli. Resurrecting the sigmoid in deep learning through dynamical isometry: theory and practice. *Advances in Neural Information Processing Systems*, 30, 2017.
- Ben Poole, Subhaneil Lahiri, Maithra Raghu, Jascha Sohl-Dickstein, and Surya Ganguli. Exponential expressivity in deep neural networks through transient chaos. *Advances in Neural Information Processing Systems*, 29, 2016.
- Hubert Ramsauer, Bernhard Schöfl, Johannes Lehner, Philipp Seidl, Michael Widrich, Lukas Gruber, Markus Holzleitner, Thomas Adler, David Kreil, Michael K Kopp, Günter Klambauer, Johannes Brandstetter, and Sepp Hochreiter. Hopfield networks is all you need. In *International Conference on Learning Representations*, 2021.
- Nikunj Saunshi, Nishanth Dikkala, Zhiyuan Li, Sanjiv Kumar, and Sashank J Reddi. Reasoning with latent thoughts: On the power of looped transformers. *arXiv preprint arXiv:2502.17416*, 2025.
- Sidak Pal Singh, Gregor Bachmann, and Thomas Hofmann. Analytic insights into structure and rank of neural network hessian maps. *Advances in Neural Information Processing Systems*, 34.
- Anh Tong, Thanh Nguyen-Tang, Dongeun Lee, Duc Nguyen, Toan Tran, David Leo Wright Hall, Cheongwoong Kang, and Jaesik Choi. Neural ODE transformers: Analyzing internal dynamics and adaptive fine-tuning. In *International Conference on Learning Representations*, 2025.

- A Vaswani. Attention is all you need. *Advances in Neural Information Processing Systems*, 2017.
- Po-Wei Wang, Priya Donti, Bryan Wilder, and Zico Kolter. Satnet: Bridging deep learning and logical reasoning using a differentiable satisfiability solver. In *International Conference on Machine Learning*, pages 6545–6554. PMLR, 2019.
- Liu Yang, Kangwook Lee, Robert D Nowak, and Dimitris Papailiopoulos. Looped transformers are better at learning learning algorithms. In *International Conference on Learning Representations*, 2024.
- Yongyi Yang, David P Wipf, et al. Transformers from an optimization perspective. *Advances in Neural Information Processing Systems*, 35, 2022.
- Yuichi Yoshida and Takeru Miyato. Spectral norm regularization for improving the generalizability of deep learning. *arXiv preprint arXiv:1705.10941*, 2017.
- Chulhee Yun, Srinadh Bhojanapalli, Ankit Singh Rawat, Sashank Reddi, and Sanjiv Kumar. Are transformers universal approximators of sequence-to-sequence functions? In *International Conference on Learning Representations*, 2020.
- Biao Zhang and Rico Sennrich. Root mean square layer normalization. *Advances in Neural Information Processing Systems*, 32, 2019.

Appendices

A Proof

A.1 Lemmas

We use the following lemma in our derivation.

Lemma A.1 (Singh et al.).

$$\frac{\partial \mathbf{A} \mathbf{X} \mathbf{B}}{\partial \mathbf{X}} = \mathbf{A} \otimes \mathbf{B}^\top \quad (21)$$

Lemma A.2. Let $\mathbf{Y} \in \mathbb{R}^{S \times D}$ be an input matrix. Then, the Jacobian of Π with respect to \mathbf{Y} is given by

$$\frac{\partial \Pi(\mathbf{Y})}{\partial \mathbf{Y}} = \text{blockdiag} \left(\left\{ \frac{1}{\|\mathbf{Y}_{[i,:]} \|} \left(\mathbf{I}_D - \frac{\mathbf{Y}_{[i,:]} \mathbf{Y}_{[i,:]}^\top}{\|\mathbf{Y}_{[i,:]} \|^2} \right) \right\}_{i=1}^S \right) \quad (22)$$

Proof. Since Π operates independently on each row of \mathbf{Y} , the Jacobian is block-diagonal, with each block corresponding to the derivative of a single normalized row:

$$\frac{\partial \Pi(\mathbf{Y})}{\partial \mathbf{Y}} = \text{blockdiag} \left(\left\{ \frac{\partial \Pi(\mathbf{Y})_{[i,:]} }{\partial \mathbf{Y}_{[i,:]} } \right\}_{i=1}^S \right). \quad (23)$$

For each row, we compute the gradient of the normalized vector:

$$\frac{\partial \Pi(\mathbf{Y})_{[i,:]} }{\partial \mathbf{Y}_{[i,:]} } = \frac{\partial \mathbf{Y}_{[i,:]} / \|\mathbf{Y}_{[i,:]} \|}{\partial \mathbf{Y}_{[i,:]} } \quad (24)$$

$$= \frac{1}{\|\mathbf{Y}_{[i,:]} \|} \frac{\partial \mathbf{Y}_{[i,:]} }{\partial \mathbf{Y}_{[i,:]} } + \mathbf{Y}_{[i,:]} \frac{\partial 1/\|\mathbf{Y}_{[i,:]} \|}{\partial \mathbf{Y}_{[i,:]} } \quad (25)$$

$$= \frac{1}{\|\mathbf{Y}_{[i,:]} \|} \mathbf{I}_D - \mathbf{Y}_{[i,:]} \frac{\mathbf{Y}_{[i,:]}^\top}{\|\mathbf{Y}_{[i,:]} \|^3} \quad (26)$$

$$= \frac{1}{\|\mathbf{Y}_{[i,:]} \|} \left(\mathbf{I}_D - \frac{\mathbf{Y}_{[i,:]} \mathbf{Y}_{[i,:]}^\top}{\|\mathbf{Y}_{[i,:]} \|^2} \right). \quad (27)$$

□

Lemma A.3. Let $\mathbf{Y} \in \mathbb{R}^{S \times D}$ be an input matrix. Then, the Jacobian of RMSNorm with respect to \mathbf{Y} is given by

$$\frac{\partial \text{RMSNorm}(\mathbf{Y})}{\partial \mathbf{Y}} = \text{blockdiag} \left(\left\{ \frac{1}{\|\mathbf{Y}_{[i,:]} \|} \text{diag}(\boldsymbol{\gamma}) \left(\mathbf{I}_D - \frac{\mathbf{Y}_{[i,:]} \mathbf{Y}_{[i,:]}^\top}{\|\mathbf{Y}_{[i,:]} \|^2} \right) \right\}_{i=1}^S \right) \quad (28)$$

Proof. Since RMSNorm is expressed as

$$\text{RMSNorm}(\mathbf{Y})_{[i,:]} = \text{diag}(\boldsymbol{\gamma}) \Pi(\mathbf{Y})_{[i,:]}, \quad (29)$$

the result follows from lemma A.2. □

A.2 Proof of Proposition 4.1

Proposition 4.1 is restated.

Consider the continuous-time dynamics for single-head SA equipped with projection (3). The energy function

$$E_{\text{single}}(\mathbf{X}) = - \sum_{i,j} \exp \left(\beta \mathbf{X}_{[i,:]}^\top \mathbf{W}^Q \mathbf{W}^{K^\top} \mathbf{X}_{[j,:]} \right) \quad (30)$$

is monotonically decreasing as $dE_{\text{single}}(\mathbf{X})/dt \leq 0$ under the condition:

$$\mathbf{W}^V = (\mathbf{W}^{Q^\top} \mathbf{W}^K + \mathbf{W}^Q \mathbf{W}^{K^\top})/2. \quad (31)$$

Proof. Let $\Delta = \text{softmax}(\beta \mathbf{X} \mathbf{W}^Q \mathbf{W}^{K\top} \mathbf{X}^\top) \mathbf{X} \mathbf{W}^V$ and let $\mathbf{A} = \mathbf{W}^Q \mathbf{W}^{K\top}$. The first-order derivative of $E_{\text{single}}(\mathbf{X})$ with respect to $\mathbf{X}_{[i,:]}$ is:

$$\frac{dE_{\text{single}}(\mathbf{X})}{d\mathbf{X}_{[i,:]}} \quad (32)$$

$$= - \sum_{j \neq i} \frac{d \exp(\beta \mathbf{X}_{[i,:]}^\top \mathbf{A} \mathbf{X}_{[j,:]})}{d\mathbf{X}_{[i,:]}} - \sum_{j \neq i} \frac{d \exp(\beta \mathbf{X}_{[j,:]}^\top \mathbf{A} \mathbf{X}_{[i,:]})}{d\mathbf{X}_{[i,:]}} - \frac{d \exp(\beta \mathbf{X}_{[i,:]}^\top \mathbf{A} \mathbf{X}_{[i,:]})}{d\mathbf{X}_{[i,:]}} \quad (33)$$

$$= - \sum_{j \neq i} \exp(\beta \mathbf{X}_{[i,:]}^\top \mathbf{A} \mathbf{X}_{[j,:]}) \mathbf{A}^\top \mathbf{X}_{[j,:]} - \sum_{j \neq i} \exp(\beta \mathbf{X}_{[j,:]}^\top \mathbf{A} \mathbf{X}_{[i,:]}) \mathbf{A} \mathbf{X}_{[j,:]} \quad (34)$$

$$- \exp(\beta \mathbf{X}_{[i,:]}^\top \mathbf{A} \mathbf{X}_{[i,:]}) (\mathbf{A}^\top + \mathbf{A}) \mathbf{X}_{[i,:]} \quad (35)$$

$$= - \sum_j \exp(\beta \mathbf{X}_{[i,:]}^\top \mathbf{A} \mathbf{X}_{[j,:]}) (\mathbf{A}^\top + \mathbf{A}) \mathbf{X}_{[j,:]} \quad (36)$$

Under the given condition on the weights, $\mathbf{A} = \mathbf{A}^\top$ we have:

$$\Delta_{[i,:]} = (\text{softmax}(\beta \mathbf{X} \mathbf{W}^V \mathbf{X}^\top)_{[i,:]} \mathbf{X} (\mathbf{A}^\top + \mathbf{A}))^\top / 2 \quad (37)$$

$$= \sum_j \frac{\exp(\beta \mathbf{X}_{[i,:]}^\top \mathbf{A} \mathbf{X}_{[j,:]})}{Z_i} (\mathbf{A}^\top + \mathbf{A}) \mathbf{X}_{[j,:]} / 2, \quad (38)$$

where $Z_i = \sum_{j'} \exp(\beta \mathbf{X}_{[i,:]}^\top \mathbf{A} \mathbf{X}_{[j',:]})$ is the normalization term.

Thus, we have,

$$\frac{dE_{\text{single}}(\mathbf{X})}{dt} \quad (39)$$

$$= \frac{dE_{\text{single}}(\mathbf{X})}{d\mathbf{X}} \cdot \frac{d\mathbf{X}}{dt} \quad (40)$$

$$= - \sum_i \left(\frac{dE_{\text{single}}(\mathbf{X})}{d\mathbf{X}_{[i,:]}} \cdot (\mathbf{I}_D - \mathbf{X}_{[i,:]} \mathbf{X}_{[i,:]}^\top) \Delta_{[i,:]} \right) \quad (41)$$

$$= - \sum_i \left(\sum_j \exp(\beta \mathbf{X}_{[i,:]}^\top \mathbf{A} \mathbf{X}_{[j,:]}) (\mathbf{A}^\top + \mathbf{A}) \mathbf{X}_{[j,:]} \cdot (\mathbf{I}_D - \mathbf{X}_{[i,:]} \mathbf{X}_{[i,:]}^\top) \Delta_{[i,:]} \right) \quad (42)$$

$$= -2 \sum_i \left(Z_i \Delta_{[i,:]} \cdot (\mathbf{I}_D - \mathbf{X}_{[i,:]} \mathbf{X}_{[i,:]}^\top) \Delta_{[i,:]} \right) \quad (43)$$

$$= -2 \sum_i \left(Z_i \Delta_{[i,:]}^\top (\mathbf{I}_D - \mathbf{X}_{[i,:]} \mathbf{X}_{[i,:]}^\top) \Delta_{[i,:]} \right) \quad (44)$$

$$\leq 0, \quad (45)$$

where, in the last inequality, we used the fact that the matrix $\mathbf{I}_D - \mathbf{X}_{[i,:]} \mathbf{X}_{[i,:]}^\top$ is positive semi-definite. \square

A.3 Proof of Proposition 4.2

Proposition 4.2 is restated. Consider the continuous-time dynamics for multi-head SA without projection: $d\mathbf{X}/dt = \sum_{h=1}^H SA_h(\mathbf{X})$. An energy function

$$E_{\text{multi}}(\mathbf{X}) = - \sum_h \sum_{i,j} \exp(\beta \mathbf{X}_{[i,:]}^\top \mathbf{W}_h^Q \mathbf{W}_h^{K\top} \mathbf{X}_{[j,:]}) \quad (46)$$

is monotonically decreasing as $dE_{\text{multi}}(\mathbf{X})/dt \leq 0$ under the condition

$$\mathbf{W}_h^V = (\mathbf{W}_h^{Q\top} \mathbf{W}_h^K + \mathbf{W}_h^Q \mathbf{W}_h^{K\top})/2, \quad \mathbf{W}_h^Q \mathbf{W}_h^{K\top} = \mathbf{U}_{1,h} \mathbf{U}_{2,h}^\top, \quad (47)$$

where $\mathbf{U}_{1(2),h} \in \mathbb{R}^{D \times D/(2H)}$ ($h \in [1, H]$) satisfies the orthogonality condition $\mathbf{U}_{k,h}^\top \mathbf{U}_{k',h'} = \delta_{hh'} \delta_{kk'} \mathbf{I}_{D/(2H)}$.

Proof. Let $\Delta_h = \text{softmax}(\beta \mathbf{X} \mathbf{W}_h^Q \mathbf{W}_h^{K\top} \mathbf{X}^\top) \mathbf{X} \mathbf{W}_h^V$ and let $\mathbf{A}_h = \mathbf{W}_h^Q \mathbf{W}_h^{K\top}$. The first-order derivative of $E_{\text{multi}}(\mathbf{X})$ with respect to $\mathbf{X}_{[i,:]}$ is, similarly to the single-head case, given by:

$$\frac{\partial E_{\text{multi}}(\mathbf{X})}{\partial \mathbf{X}_{[i,:]}} = - \sum_h \sum_j \exp\left(\beta \mathbf{X}_{[i,:]}^\top \mathbf{A}_h \mathbf{X}_{[j,:]}\right) (\mathbf{A}_h^\top + \mathbf{A}_h) \mathbf{X}_{[j,:]} \quad (48)$$

Under the given condition on the weights, similar to the single-head case, we have:

$$\Delta_{h[i,:]} = \sum_j \frac{\exp\left(\beta \mathbf{X}_{[i,:]}^\top \mathbf{A}_h \mathbf{X}_{[j,:]}\right)}{Z_{h,i}} (\mathbf{A}_h^\top + \mathbf{A}_h) \mathbf{X}_{[j,:]} / 2 \quad (49)$$

where $Z_{h,i} = \sum_{j'} \exp\left(\beta \mathbf{X}_{[i,:]}^\top \mathbf{A}_h \mathbf{X}_{[j',:]}\right)$ is the normalization term. Thus, we have,

$$\frac{dE_{\text{multi}}(\mathbf{X})}{dt} \quad (50)$$

$$= \frac{dE_{\text{multi}}(\mathbf{X})}{d\mathbf{X}} \cdot \frac{d\mathbf{X}}{dt} \quad (51)$$

$$= - \sum_i \left(\frac{\partial E_{\text{multi}}(\mathbf{X})}{\partial \mathbf{X}_{[i,:]}} \cdot \sum_h \Delta_{h[i,:]} \right) \quad (52)$$

$$= - \sum_i \left(\sum_h \sum_j \exp\left(\beta \mathbf{X}_{[i,:]}^\top \mathbf{A}_h \mathbf{X}_{[j,:]}\right) (\mathbf{A}_h^\top + \mathbf{A}_h) \mathbf{X}_{[j,:]} \cdot \sum_h \Delta_{h[i,:]} \right) \quad (53)$$

$$= -2 \sum_i \left(\sum_h Z_{h,i} \Delta_{h[i,:]} \cdot \sum_h \Delta_{h[i,:]} \right) \quad (54)$$

$$= -2 \sum_i \sum_h (Z_{h,i} \Delta_{h[i,:]} \cdot \Delta_{h[i,:]}) \quad (55)$$

$$= -2 \sum_i \sum_h Z_{h,i} \|\Delta_{h[i,:]}\|^2 \quad (56)$$

$$\leq 0. \quad (57)$$

In the third-to-last line, we use the fact that for $h \neq h'$,

$$\mathbf{A}_h^\top \mathbf{A}_{h'} = \mathbf{U}_{2,h} \mathbf{U}_{1,h}^\top \mathbf{U}_{1,h'} \mathbf{U}_{2,h'}^\top = \mathbf{O} \quad (58)$$

$$\mathbf{A}_h \mathbf{A}_{h'} = \mathbf{U}_{1,h} \mathbf{U}_{2,h}^\top \mathbf{U}_{1,h'} \mathbf{U}_{2,h'}^\top = \mathbf{O}, \quad (59)$$

and thus

$$\Delta_{h[i,:]} \cdot \Delta_{h'[i,:]} \quad (60)$$

$$= \Delta_{h[i,:]}^\top \Delta_{h'[i,:]} \quad (61)$$

$$= \left((\mathbf{A}_h + \mathbf{A}_h^\top) \sum_j \frac{\exp\left(\beta \mathbf{X}_{[i,:]}^\top \mathbf{A}_h \mathbf{X}_{[j,:]}\right)}{Z_{h,i}} \mathbf{X}_{[j,:]} \right)^\top \quad (62)$$

$$(\mathbf{A}_{h'} + \mathbf{A}_{h'}^\top) \sum_j \frac{\exp\left(\beta \mathbf{X}_{[i,:]}^\top \mathbf{A}_{h'} \mathbf{X}_{[j,:]}\right)}{Z_{h',i}} \mathbf{X}_{[j,:]} / 4 \quad (63)$$

$$= \left(\sum_j \frac{\exp\left(\beta \mathbf{X}_{[i,:]}^\top \mathbf{A}_h \mathbf{X}_{[j,:]}\right)}{Z_{h,i}} \mathbf{X}_{[j,:]} \right)^\top \quad (64)$$

$$(\mathbf{A}_h^\top + \mathbf{A}_h) (\mathbf{A}_{h'} + \mathbf{A}_{h'}^\top) \sum_j \frac{\exp\left(\beta \mathbf{X}_{[i,:]}^\top \mathbf{A}_{h'} \mathbf{X}_{[j,:]}\right)}{Z_{h',i}} \mathbf{X}_{[j,:]} / 4 \quad (65)$$

$$= 0. \quad (66)$$

□

A.4 Proof of Proposition 5.1

Proposition 5.1 is restated. Suppose that, in the update of ItrSA (9), the input to the normalization layer satisfies $\|\mathbf{X}_{[i,:]} + \eta\Delta\mathbf{X}_{[i,:]}\| \geq R$ for all $i \in [1, S]$. Then, the spectral norm of the Jacobian satisfies the upper bound

$$\left\| \frac{\partial \text{RMSNorm}(\mathbf{X} + \eta\Delta\mathbf{X})}{\partial \mathbf{X}} \right\|_2 \leq \frac{\max_j(|\gamma_j|)}{R} (1 + |\eta| \|\mathbf{J}_{\text{MSA}}(\mathbf{X})\|_2), \quad (67)$$

where $\mathbf{J}_{\text{MSA}}(\mathbf{X}) := \partial \text{MSA}(\mathbf{X}) / \partial \mathbf{X}$ denotes the Jacobian of MSA.

Proof. First, for any vector $a \in \mathbb{R}^D$, the eigenvalues of the matrix $I_D - \frac{aa^\top}{\|a\|^2}$ are 1 (with multiplicity $D - 1$) and 0 (with multiplicity 1). Hence,

$$\left\| I_D - \frac{aa^\top}{\|a\|^2} \right\|_2 \leq 1. \quad (68)$$

Using Lemma A.3, we have

$$\left\| \frac{\partial \text{RMSNorm}^{(\text{osc})}(\mathbf{Y})}{\partial \mathbf{Y}} \right\|_2 = \left\| \text{blockdiag} \left(\left\{ \frac{1}{\|\tilde{\mathbf{Y}}_{i,j}\|} \text{diag}(\gamma) \left(I_D - \frac{\tilde{\mathbf{Y}}_{i,j} \tilde{\mathbf{Y}}_{i,j}^\top}{\|\tilde{\mathbf{Y}}_{i,j}\|^2} \right) \right\}_{i,j} \right) \right\|_2 \quad (69)$$

$$= \max_i \left\| \frac{1}{\|\mathbf{Y}_{[i,:]}\|} \text{diag}(\gamma) \left(I_D - \frac{\mathbf{Y}_{[i,:]} \mathbf{Y}_{[i,:]}^\top}{\|\mathbf{Y}_{[i,:]\|^2} \right) \right\|_2 \quad (70)$$

$$\leq \frac{\max_j |\gamma_j|}{R}. \quad (71)$$

Therefore, setting $\mathbf{Y} = \mathbf{X} + \eta\Delta\mathbf{X} = \mathbf{X} + \eta(\mathbf{C} + \text{MSA}(\mathbf{X}))$, we have

$$\left\| \frac{\partial \text{RMSNorm}(\mathbf{X} + \eta\Delta\mathbf{X})}{\partial \mathbf{X}} \right\|_2 \quad (72)$$

$$= \left\| \frac{\partial \text{RMSNorm}(\mathbf{Y})}{\partial \mathbf{Y}} \frac{\partial \mathbf{Y}}{\partial \mathbf{X}} \right\|_2 \quad (73)$$

$$\leq \left\| \frac{\partial \text{RMSNorm}(\mathbf{Y})}{\partial \mathbf{Y}} \right\|_2 \left\| \frac{\partial \mathbf{Y}}{\partial \mathbf{X}} \right\|_2 \quad (74)$$

$$\leq \frac{\max_j |\gamma_j|}{R} \|\mathbf{I}_{SD} + \eta \mathbf{J}_{\text{MSA}}\|_2 \quad (75)$$

$$\leq \frac{\max_j (|\gamma_j|)}{R} (1 + |\eta| \|\mathbf{J}_{\text{MSA}}(\mathbf{X})\|_2). \quad (76)$$

□

A.5 Derivation of the eigenvalue bound in oscillatory cases (Section 5.2)

We show that all eigenvalues λ_j of the Jacobian

$$\mathbf{J}(x) = \left(\mathbf{I}_D - \frac{\mathbf{y}\mathbf{y}^\top}{\|\mathbf{y}\|^2} \right) \frac{1}{\|\mathbf{y}\|} (\mathbf{I}_D + \eta\Omega), \quad (77)$$

satisfy $|\lambda_j| \leq 1$, where $\mathbf{y} = (\mathbf{I}_D + \eta\Omega)x$.

We begin by computing the norm of \mathbf{y} :

$$\|\mathbf{y}\|^2 = \|(\mathbf{I}_D + \eta\Omega)x\|^2 \quad (78)$$

$$= x^\top (\mathbf{I}_D + \eta\Omega^\top) (\mathbf{I}_D + \eta\Omega) x \quad (79)$$

$$= x^\top x + \eta x^\top \Omega x + \eta x^\top \Omega^\top x + \eta^2 x^\top \Omega^\top \Omega x \quad (80)$$

$$= 1 + \eta^2 \|\Omega x\|^2, \quad (81)$$

where we used the fact that for an antisymmetric matrix Ω , $\mathbf{x}^\top \Omega \mathbf{x} = 0$. Note also that an anti-symmetric matrix has eigenvalues of the form $\pm i\omega_j$, where $\omega_j \geq 0$ ($j = 1, 2, \dots$). For simplicity, assume all eigenvalues have identical magnitude $\omega_j = \omega$. Then, we have

$$\|\mathbf{y}\|^2 = 1 + \eta^2 \omega^2. \quad (82)$$

We also use the facts that

$$\left\| \mathbf{I}_D - \frac{\mathbf{y}\mathbf{y}^\top}{\|\mathbf{y}\|^2} \right\|_2 \leq 1 \quad (83)$$

and

$$\|\mathbf{I}_D + \eta\Omega\|_2 = |1 \pm i\eta\omega| = \sqrt{1 + \eta^2 \omega^2}. \quad (84)$$

Combining these, we obtain the following bound on the spectral norm of $\mathbf{J}(\mathbf{x})$:

$$\|\mathbf{J}(\mathbf{x})\|_2 = \left\| \left(\mathbf{I}_D - \frac{\mathbf{y}\mathbf{y}^\top}{\|\mathbf{y}\|^2} \right) \frac{1}{\|\mathbf{y}\|} (\mathbf{I}_D + \eta\Omega) \right\|_2 \quad (85)$$

$$\leq \frac{1}{\|\mathbf{y}\|} \|\mathbf{I}_D + \eta\Omega\|_2 \quad (86)$$

$$\leq \frac{\sqrt{1 + \eta^2 \omega^2}}{\sqrt{1 + \eta^2 \omega^2}} = 1. \quad (87)$$

This implies that all eigenvalues of $\mathbf{J}(\mathbf{x})$ satisfy $|\lambda_j| \leq 1$.

B Experimental details

B.1 Experimental setup

We solved Sudoku task, which is a puzzle played on a 9×9 grid, where some of the cells are pre-filled with digits from 1 to 9, and the remaining cells are left blank. The objective is to fill in the blank cells such that each 1) row, 2) column, and 3) 3×3 subgrid contains each digit exactly once.

In our experiments, we used two Sudoku datasets: the SATNet [Wang et al., 2019] and RRN dataset [Palm et al., 2018]. The key differences between the two are that the RRN dataset is more difficult (with only 17–34 given digits compared to 31–42 in SATNet) and larger in size (198k samples vs. 10k samples). Following Miyato et al. [2025], we used the SATNet dataset for training as in-distribution (ID) data and the RRN dataset as out-of-distribution (OOD) data. This setup allows us to evaluate the ability of models to generalize to more challenging settings.

We primarily followed Miyato et al. [2025] and used their official implementation¹, using $N = 4$ as the dimension of oscillators. We used the Adam optimizer [Kingma and Ba, 2015] and trained for 100 epochs with batch size 100. We tuned the learning rate across $\{1 \times 10^{-6}, 5 \times 10^{-6}, \dots, 1 \times 10^{-3}\}$ for all settings based on the OOD accuracy at the iteration $T = 16$. All experiments were conducted on NVIDIA H200 GPUs, and we run experiments with 5 different random seeds.

We also conducted experiments on the CIFAR-10 dataset [Krizhevsky et al.]. See table S.1 for training and model configurations.

B.2 Single-head generalized symmetric SA

For single-head generalized symmetric SA, we define

$$R_{\text{E-single}} := \left\| \mathbf{W}_1^V \mathbf{W}_1^O - (\mathbf{W}_1^V \mathbf{W}_1^O)^\top \right\|_F^2, \quad (88)$$

under the condition that $H = 1$. If $R_{\text{E-single}} = 0$, setting $\mathbf{W}^V = \mathbf{W}_1^V \mathbf{W}_1^O$ satisfies the condition on \mathbf{W}^V described in Proposition 4.1.

¹<https://github.com/autonomousvision/akorn>

Table S.1: Training and model configurations.

Parameter	Sudoku	CIFAR-10
Hidden dimension D	512	384
Number of heads H	8	8
Initial value of η	1.0	1.0
Batch size	100	128
Number of epochs	100	200

B.3 Lyapunov exponent

The Lyapunov exponent quantifies the exponential rate at which nearby trajectories in a dynamical system diverge. For a discrete-time system $\mathbf{x}^{(t+1)} = \mathbf{f}(\mathbf{x}^{(t)})$, the Lyapunov spectrum $\{\lambda_i\}$ is defined as:

$$\lambda_i = \lim_{T \rightarrow \infty} \frac{1}{2T} \log |\alpha_i^{(T)}|, \quad (89)$$

where $\alpha_i^{(T)}$ is the i -th eigenvalue of the positive semi-definite matrix

$$\Lambda^{(T)} = \left(\frac{d\mathbf{f}^T(\mathbf{x}^{(0)})}{d\mathbf{x}^{(0)}} \right)^\top \frac{d\mathbf{f}^T(\mathbf{x}^{(0)})}{d\mathbf{x}^{(0)}}, \quad (90)$$

and \mathbf{f}^T denotes the T -fold composition of the function \mathbf{f} . The *maximum Lyapunov exponent* is then defined as

$$\lambda_{\max} := \max_i \lambda_i. \quad (91)$$

In our experiments, we approximated the Lyapunov spectrum using a finite time horizon of $T = 16$ on a randomly selected sample. For models without normalization and symmetric SA, we trained them for only one epoch, as full training was not feasible due to instability. To evaluate how the Lyapunov exponent varies, we adjusted the input scaling of \mathbf{X} , the step size η , and the norms of the value projection weights, $\|\mathbf{W}_h^V\|$ and $\|\mathbf{W}_h^O\|$, in the SA update of \mathbf{X} .

B.4 Details of other figures

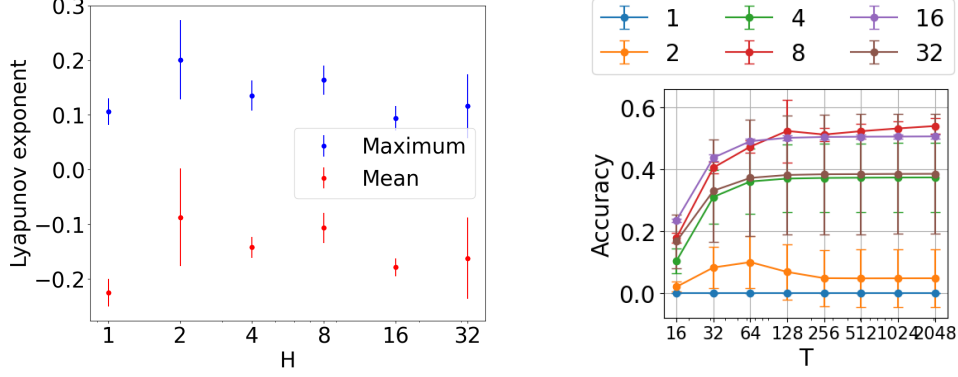
For Figure 2c, we computed the eigenvalues of the Jacobian matrix at $T = 16$ on a randomly selected sample from the Sudoku dataset. For the model with normalization, we used the fully trained model. For models without normalization, we followed the same setup as in the Lyapunov experiments and used models trained for only one epoch.

For the computation of the SA’s Jacobian in Figure 1, we used the CCDV arXiv summarization dataset [Cohan et al., 2018], as it provides text data suitable for varying the number of tokens. We used an initialized SA and computed the Jacobian and SA followed by normalization over 500 randomly selected samples. The norm of tokens was set to $R = 100$ and their dimensions to $D = 256$.

B.5 Additional results

The number of attention heads. To further investigate the effect of normalization, we calculated the Lyapunov exponents while varying the number of attention heads. The results in Figure S.1a indicate that the number of heads has little to no impact on the Lyapunov exponents. Figure S.1b also shows the OOD test accuracy for models with different numbers of attention heads. The results indicate that models with a small number of heads ($H = 1, 2$) exhibit poor performance, while models with $H = 8$ or 16 achieve the highest accuracy.

γ in RMSNorm. Table S.2 presents the values of the γ parameter learned by ItrSA. The results indicate that the trained models exhibit small γ values, with $\max_j |\gamma_j| < 1$.



(a) Number of attention heads H vs. Lyapunov exponent in ItrSA with normalization.

(b) Number of attention heads H and OOD accuracy on the Sudoku dataset.

Figure S.1: Effect of the number of attention heads H on Lyapunov exponent and OOD accuracy in the Sudoku dataset.

Table S.2: γ in RMSNorm with different N .

N	$\ \gamma\ $	$\max_j \gamma_j $
4	0.229 ± 0.0004	0.229 ± 0.0004
8	0.031 ± 0.0017	0.052 ± 0.0000
16	0.098 ± 0.0062	0.098 ± 0.0062
32	0.348 ± 0.0004	0.348 ± 0.0004
64	0.489 ± 0.0006	0.489 ± 0.0006
128	0.841 ± 0.0000	0.841 ± 0.0000
256	0.738 ± 0.0004	0.738 ± 0.0004
512	0.811 ± 0.0002	0.811 ± 0.0002

Further results on the interpretation of pseudo-energy via the Jacobian We provide additional insights into the interpretation of pseudo-energy via the Jacobian discussed in Section 6.3. Using Lemma A.3 from Noci et al. [2022], the Jacobian of SA is expressed as

$$\mathbf{J} = \frac{\partial \text{SA}(\mathbf{X})}{\partial \mathbf{X}} = (\mathbf{I}_S \otimes \mathbf{W}^{V\top} \mathbf{X}^\top) \frac{\partial \mathbf{P}}{\partial \mathbf{X}} + \mathbf{P} \otimes \mathbf{W}^{V\top}, \quad (92)$$

where $\mathbf{P} := \text{softmax}(\mathbf{X} \mathbf{W}^Q \mathbf{W}^{K\top} \mathbf{X}^\top / \sqrt{D_H})$.

As our experimental result indicated, we observed that $\mathbf{J}\mathbf{x}$ aligns well with $\text{vec}(\text{MSA}(\mathbf{X}))$. Since each head can be expressed as $\text{vec}(\text{SA}(\mathbf{X})) = (\mathbf{P} \otimes \mathbf{W}^{V\top})\mathbf{x}$, our observation implies that in the Jacobian (92), the last term is dominant, that is,

$$\mathbf{J}_t \approx \sum_{h=1}^H \mathbf{P}_h^{(t)} \otimes \mathbf{W}_h^{V\top}. \quad (93)$$

In other words, the derivative of the attention matrix \mathbf{P} is small while that of the value matrix remains significant. In addition, if the derivative of the attention matrix \mathbf{P} is sufficiently small over the whole time, the Lipschitz continuity implies that \mathbf{P} remains close to its initialization, suggesting a time-independent Jacobian approximation:

$$\mathbf{J}_t \approx \sum_{h=1}^H \mathbf{P}_h^{(0)} \otimes \mathbf{W}_h^{V\top}. \quad (94)$$

Then, the pseudo-energy is approximated by the following quadratic form:

$$E_{\text{pseudo}} \approx -\mathbf{x}_t^\top \left(\sum_{h=1}^H \mathbf{P}_h^{(0)} \otimes \mathbf{W}_h^{V\top} \right) \mathbf{x}_t. \quad (95)$$

Figure S.2 empirically confirmed that both the contribution index and the pseudo-energy behave similarly even under these approximations. PV indicates the contribution index using the approximation (93), and PV0 uses (94). The figure shows that the contribution index can be effectively explained using only the attention matrix at the initialization of inference. The blue curve shows the approximated pseudo-energy (95) and works similarly to the original one. Thus, our Jacobian-based analysis interprets the pseudo-energy as quantifying exploration in eigenspaces corresponding to large eigenvalues of the attention matrix determined by the initial inference states.

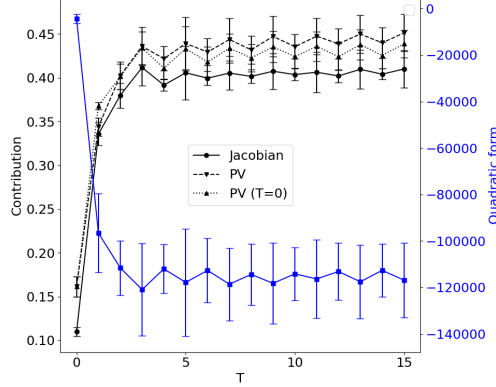


Figure S.2: Contribution and the quadratic form.

B.6 CIFAR-10

For the experiments on the CIFAR-10 dataset [Krizhevsky et al.], we used the same architecture and setup as in the Sudoku experiments. We used the Adam optimizer and tuned the learning rate across $\{1 \times 10^{-6}, 5 \times 10^{-6}, \dots, 1 \times 10^{-3}\}$ based on the test accuracy at the iteration $T = 16$. We trained models for 200 epochs and set the batch size 128.

Figure S.3 shows the Lyapunov exponent on the CIFAR-10 dataset. This result is in the same trend with that on the Sudoku dataset.

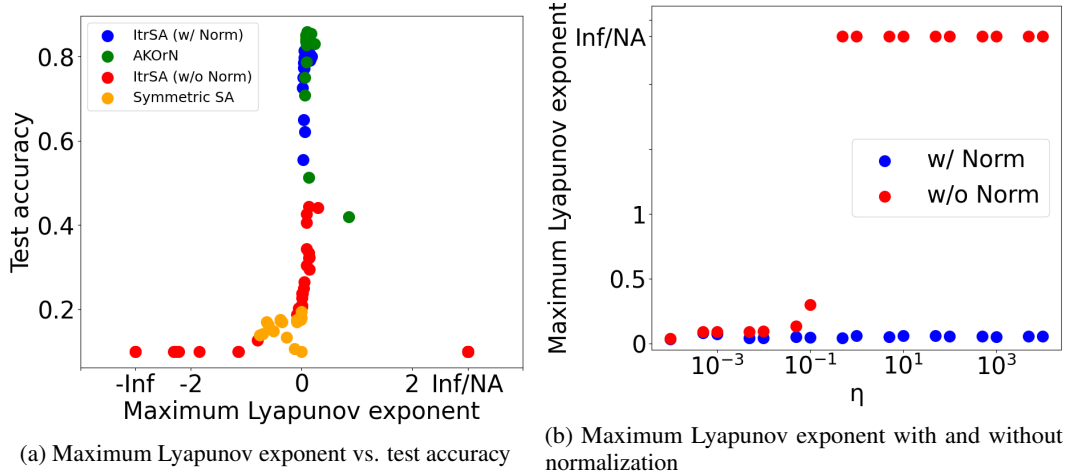


Figure S.3: Lyapunov exponent on the CIFAR-10 dataset.

C Other details

C.1 Extended related work

Energy-based understanding. The Transformer architecture has been a focus of efforts to provide theoretical grounding. Geshkovski et al. [2023a,b, 2024] formulated recurrent SA dynamics as interactions among tokens (“particles”), enabling theoretical analysis of phenomena such as meta-stable clustering and rank-one collapse. Their continuous-time dynamics monotonically decrease an energy (Lyapunov) function given by a summation over exponential functions, commonly requiring constraints such as single-head attention, hyperspherical token states, and symmetric weights. Karagodin et al. [2024] extended this framework to the case of causal attention masking. Bruno et al. [2025] succeeded in mathematically characterizing the meta-stable clustering as a Wasserstein gradient flow of mean-field token dynamics, with the energy serving as its potential function, although they replaced the softmax function with an unnormalized exponential function and restricted their analysis to identity weight matrices. Yang et al. [2022] considered an exponential energy function similar to that of Geshkovski et al. [2023a], describing the Transformer as performing alternating majorization-minimization updates on distinct energy functions. Their approach also accommodates discrete state updates and MLP layers, although it entails complex conditions, including constraints on step sizes and proximity to fixed points. Ramsauer et al. [2021] formalized the cross-attention mechanism as modern Hopfield networks, Hoover et al. [2023], Hu et al. [2025] further developed energy functions for Transformers including self-attentions. We do not address approaches based on Hopfield networks in this work, as they require architectural modifications, such as adding auxiliary signal paths that are absent in standard Transformers, which are beyond our scope.

Jacobian-based analysis. The Jacobian of state updates is fundamental for characterizing neural network dynamics. For example, it has been used to analyze edge-of-chaos behavior for stable signal propagation and gradient control [Boedecker et al., 2012, Poole et al., 2016, Pennington et al., 2017]. Haber and Ruthotto [2017] interpreted forward propagation in neural networks as continuous-time dynamical systems and analyzed their Jacobians to prevent exploding and vanishing gradients. Chang et al. [2019] extended the ODE-based perspective to recurrent neural networks and proposed using anti-symmetric weight matrices to satisfy discrete-time stability conditions. Several studies have explored Jacobian-based regularization techniques. Yoshida and Miyato [2017] proposed spectral norm regularization to reduce sensitivity to input perturbations and improve generalization. Miyato et al. [2018] applied spectral normalization to stabilize the training of generative adversarial networks. Lewandowski et al. [2025] introduced spectral regularization for continual learning, aiming to prevent the loss of plasticity and maintain trainability across tasks by keeping the maximum singular value of each layer close to one. Regarding SA specifically, Noci et al. [2022] analyzed Jacobians to explain rank collapse, while Castin et al. [2024] evaluated their spectral properties mathematically. In this work, we use Jacobian analysis to understand inference dynamics in realistic SAs and also employ them as regularizers and performance indicators.

Looped architectures. Looped architectures in Transformers have been explored since their introduction by Dehghani et al. [2018]. One example is weight tying, as seen in the ALBERT model [Lan et al., 2020]. Equilibrium models [Bai et al., 2019] use fixed-point solutions, which can be interpreted as infinitely looped computations. Yang et al. [2024], Giannou et al. [2023] showed that Transformers with looped structures are capable of learning algorithmic tasks. Saunshi et al. [2025] further showed that looped architectures enhance reasoning ability through strong inductive bias. As the number of recurrent updates (i.e., loops) increases, performance scales efficiently, a phenomenon we refer to as test-time scaling. Geiping et al. [2025] successfully applied test-time scaling to reasoning benchmarks, and Bansal et al. [2022] showed that it enables models to solve problems at test time that are more difficult than those seen during training. Miyato et al. [2025] proposed artificial Kuramoto oscillatory neurons (AKOrN), a looped architecture that successfully solves tasks in a neuroscience-inspired manner, demonstrating strong empirical results in unsupervised object discovery, adversarial robustness, calibrated uncertainty quantification, and reasoning.

C.2 Details of preliminaries

Energy-based analysis by Yang et al. [2022] Yang et al. [2022] formalized updates of SA using alternating inexact minimization algorithm as:

$$\mathbf{X}^{(t+1)} = \text{softmax}_\beta(\mathbf{X}^{(t)} \mathbf{W}^s \mathbf{X}^{(t)\top}) \mathbf{X}^{(t)} \mathbf{W}^s, \quad (96)$$

where $\mathbf{W}^s \in \mathbb{R}^{D \times D}$ is a symmetric matrix and softmax_β is a function reweighted with coefficient vector β .

Operation on oscillators We use $\widetilde{\mathbf{X}}_{i,j}$ to refer to the j -th oscillator of the i -th token of X , which is defined as $\widetilde{\mathbf{X}}_{i,j} = \mathbf{X}_{[i,(j-1)N+1:jN]} \in \mathbb{R}^N$. They are defined as:

$$\widetilde{\text{Omg}}^{(\text{osc})}(\mathbf{X}^{(t)})_{i,j} = \Omega_j \widetilde{\mathbf{X}}_{i,j}, \quad \widetilde{\text{Proj}}_X^{(\text{osc})}(\mathbf{Y})_{i,j} = \left(I_N - \widetilde{\mathbf{X}}_{i,j} \widetilde{\mathbf{X}}_{i,j}^\top \right) \widetilde{\mathbf{Y}}_{i,j}, \quad \widetilde{\Pi}^{(\text{osc})}(\mathbf{Y})_{i,j} = \frac{\widetilde{\mathbf{Y}}_{i,j}}{\|\widetilde{\mathbf{Y}}_{i,j}\|}, \quad (97)$$

AKOrN then uses a readout module to read out patterns independent of the phase.

$$\mathbf{C}' = \mathbf{g}(\mathbf{m}) \in \mathbb{R}^{D \times N}, m_k = \|\mathbf{z}_k\|, \mathbf{z}_k = \sum_i U_{kij} \widetilde{\mathbf{X}}_{i,j} \in \mathbb{R}^{N'}, \quad (98)$$

where $U_{kij} \in \mathbb{R}^{N' \times N}$ is a learned weight matrix, \mathbf{g} is a learned function and $k = 1 \cdots DN$.