

# Uniform convergence of the smooth calibration error and its relationship with functional gradient

**Futoshi Futami**

The University of Osaka / RIKEN AIP, Japan  
futami.futoshi.es@osaka-u.ac.jp

**Atsushi Nitanda**

CFAR and IHPC, Agency for Science, Technology and Research (A\*STAR), Singapore  
College of Computing and Data Science, Nanyang Technological University, Singapore  
Atsushi\_Nitanda@cfar.a-star.edu.sg

## Abstract

Calibration is a critical requirement for reliable probabilistic prediction, especially in high-risk applications. However, the theoretical understanding of which learning algorithms can simultaneously achieve high accuracy and good calibration remains limited, and many existing studies provide empirical validation or a theoretical guarantee in restrictive settings. To address this issue, in this work, we focus on the smooth calibration error (CE) and provide a uniform convergence bound, showing that the smooth CE is bounded by the sum of the smooth CE over the training dataset and a generalization gap. We further prove that the functional gradient of the loss function can effectively control the training smooth CE. Based on this framework, we analyze three representative algorithms: gradient boosting trees, kernel boosting, and two-layer neural networks. For each, we derive conditions under which both classification and calibration performances are simultaneously guaranteed. Our results offer new theoretical insights and practical guidance for designing reliable probabilistic models with provable calibration guarantees.

## 1 Introduction

Probabilistic prediction plays a central role in many real-world applications, such as healthcare [31], weather forecasting [44], and language modeling [45], where uncertainty estimates are often critical. Since ensuring the reliability of such predictions has become a key challenge in modern machine learning, *calibration* [12, 14]—which requires that predicted probabilities align with the actual frequency of the true label—has attracted increasing attention. Calibration is a relatively weak condition that can be satisfied by simple models. However, it is frequently violated in practice. Notably, Guo et al. [23] demonstrated that many modern deep learning models can be significantly miscalibrated, which has since drawn increasing attention to calibration within the machine learning community. Although various regularization techniques [37, 33, 50, 41] and recalibration methods [59, 23, 24, 53, 36] have been proposed to improve calibration, most of them are either empirically evaluated without theoretical guarantee or lead to a trade-off between calibration and sharpness [35], degrading predictive accuracy. As a result, it remains unclear which learning algorithms can train well-calibrated predictors without sacrificing accuracy.

One classical approach to this problem is the minimization of *proper loss functions*, such as the squared loss or the cross-entropy loss [52, 11]. These losses are minimized in expectation by the true conditional probability and thus have a natural connection to calibration. However, in practice, constraints on model classes and suboptimal optimization may prevent proper losses from yielding calibrated predictions. To address this issue, in a recent theoretical work, the notion of a *post-processing gap* [6] has been introduced, which quantifies the potential improvement of the loss function achievable by applying Lipschitz-continuous transformations to the model outputs. This framework provides an optimization-theoretic perspective on calibration. Nevertheless, analyses based on this concept typically assume access to infinite data (i.e., population-level risk) [4, 19], which limits their applicability to real-world algorithms based on finite training samples. Furthermore, only a few theoretical results explicitly connect calibration error with concrete learning algorithms [26, 4]. As a result, a key question remains unresolved: *What types of learning algorithms can achieve both high predictive accuracy and strong calibration guarantees in practice?*

To address this gap, we focus on the *smooth calibration error* (CE) [5], a recently proposed calibration metric for binary classification that has favorable theoretical properties. Using smooth CE, we contribute to answering the above question through two main theoretical advances. First, we derive a uniform convergence bound for smooth CE, showing that the population-level smooth CE can be bounded by the smooth CE over the training dataset plus a generalization gap (Section 3). Second, we prove that such training smooth CE can be bounded by the norm of the functional gradient (or its approximation) of the loss evaluated on training data, providing a principled criterion for optimizing calibration (Section 4). Taken together, these results show that algorithms that achieve small functional gradients while regularizing model complexity can obtain small smooth CE.

We apply our theoretical framework to three representative algorithms for the binary classification closely tied to functional gradients: gradient boosting trees (GBTs), kernel boosting, and two-layer neural networks (NNs). For GBTs, we provide the theoretical guarantee for their calibration performance, showing that the smooth CE decreases with iteration (Section 4.1). For kernel boosting, we analyze the trade-off between optimization and model complexity induced by the reproducing kernel Hilbert space (Section 4.2). For two-layer NNs, we leverage their connection to the neural tangent kernel to study calibration behavior on the basis of function space optimization (Section 4.3). Furthermore, for kernel boosting and two-layer NNs, by introducing a margin-based assumption, we derive sufficient conditions on the sample size and the number of iterations required to simultaneously achieve  $\epsilon$ -level smooth CE and misclassification rate under appropriately chosen hyperparameters.

In summary, in this work, we develop a unified theoretical framework for the smooth CE that integrates a uniform convergence analysis with a functional-gradient-based characterization of training dynamics. Our results establish new theoretical foundations for understanding and improving calibration in modern learning algorithms.

## 2 Preliminaries

In this section, we introduce proper losses and the smooth CE.

### 2.1 Problem setting of binary classification

We denote random variables by capital letters (e.g.,  $X$ ) and deterministic values by lowercase letters (e.g.,  $x$ ). The Euclidean inner product and norm are denoted by  $\cdot$  and  $\|\cdot\|$ , respectively.

We consider a binary classification problem in the supervised setting. Let  $\mathcal{Z} = \mathcal{X} \times \mathcal{Y}$  denote the data domain, where  $\mathcal{X} \subset \mathbb{R}^d$  is the input space and  $\mathcal{Y} = \{0, 1\}$  is the label space. We assume that data points are sampled from an unknown data-generating distribution  $\mathcal{D}$  over  $\mathcal{X} \times \mathcal{Y}$ . Let  $\mathcal{F}$  be a class of predictors  $f : \mathcal{X} \rightarrow [0, 1]$  approximating the ground-truth conditional probability  $f^*(x) = \mathbb{E}[Y|x]$ .

To evaluate the performance of the predictor, we use a loss function. Since the task is binary classification, the label  $Y$  follows a Bernoulli distribution, i.e.,  $Y \sim \text{Ber}(v)$  for some  $v \in [0, 1]$ , where  $\Pr(Y = 1) = v$ . A loss function is defined as  $\ell : [0, 1] \times \mathcal{Y} \rightarrow \mathbb{R}$ , with evaluation given by  $\ell(v, y)$ . Our goal is not only to achieve high classification accuracy but also to assess the quality of the predicted probabilities. In this context, proper loss functions play a central role [20]. The loss  $\ell$  is called proper if, for any  $v, v' \in [0, 1]$ , the following holds:  $\mathbb{E}_{Y \sim \text{Ber}(v)}[\ell(v, Y)] \leq \mathbb{E}_{Y \sim \text{Ber}(v)}[\ell(v', Y)]$ .

For clarity, we focus on two representative proper losses: the squared loss  $\ell_{\text{sq}}(v, y) := (y - v)^2$  and the cross-entropy loss  $\ell_{\text{ent}}(v, y) := -y \log v - (1 - y) \log(1 - v)$ . Given  $x$  and  $f$ , we substitute  $v = f(x)$  in these expressions. For other proper losses, see Appendix A and Błasiok et al. [6].

### 2.2 Calibration metrics and loss functions

Given a distribution  $\mathcal{D}$  and a predictor  $f$ , we say the model is *perfectly calibrated* if  $\mathbb{E}[Y | f(X)] = f(X)$  holds almost surely [5]. Various metrics have been proposed to quantify the deviation from perfect calibration. The most widely used metric is the *expected calibration error* (ECE):  $\text{ECE}(f) := \mathbb{E}[\|\mathbb{E}[Y | f(X)] - f(X)\|]$ . Despite its popularity, ECE is difficult to estimate efficiently [2, 39] and is known to be discontinuous [13, 32]. As a more tractable alternative, we focus on the *smooth CE* [5]:

**Definition 1** (Smooth CE [5]). *Let  $\text{Lip}_L([0, 1], [-1, 1])$  be the set of  $L$ -Lipschitz functions from  $[0, 1]$  to  $[-1, 1]$ . Given  $f$  and  $\mathcal{D}$ , the smooth CE is defined as*

$$\text{smCE}(f, \mathcal{D}) := \sup_{h \in \text{Lip}_{L=1}([0, 1], [-1, 1])} \mathbb{E}[h(f(X)) \cdot (Y - f(X))].$$

We also express  $\text{smCE}(f, \mathcal{D}) = \sup_{h \in \text{Lip}_1([0, 1], [-1, 1])} \langle h(f(X)), Y - f(X) \rangle_{L_2(\mathcal{D})}$ . The smooth CE offers favorable properties such as continuity and computational tractability [5, 29]. Moreover, the smooth CE provides both upper

and lower bounds on the binning ECE, making it a principled surrogate for analyzing calibration. See Section 5 for details.

Błasiok et al. [6] established a connection between the smooth CE and the optimization based on the concept of the possible improvement of the function under the squared loss. Given  $f$  and  $\mathcal{D}$ , we define the post-processing gap as

$$\text{pGap}(f, \mathcal{D}) := \mathbb{E}[\ell_{\text{sq}}(f(X), Y)] - \inf_{h \in \text{Lip}_1([0,1], [-1,1])} \mathbb{E}[\ell_{\text{sq}}(f(X) + h(f(X)), Y)].$$

Then, the following inequality holds (Theorem 2.4 in Błasiok et al. [6]):

$$\text{smCE}(f, \mathcal{D})^2 \leq \text{pGap}(f, \mathcal{D}) \leq 2\text{smCE}(f, \mathcal{D}). \quad (1)$$

Błasiok et al. [6] also provided analogous results for the general proper scoring rule, which indicates that the potential improvement in the population risk is closely tied to calibration quality.

We now consider the setting of the cross-entropy loss. In practice, the predicted probability  $f$  is often obtained by applying the sigmoid function  $\sigma$  to a logit function  $g : \mathcal{X} \rightarrow \mathbb{R}$ , i.e.,  $f(x) = \sigma(g(x)) = 1/(1 + e^{-g(x)})$ . Therefore, it is more natural to consider post-processing over the logit  $g$  rather than the predicted probability  $f$ , as many models explicitly learn logits and apply the sigmoid function only at the final prediction stage. We define a corresponding post-processing gap over the logit function with the cross-entropy loss as

$$\text{pGap}^\sigma(g, \mathcal{D}) := \mathbb{E}[\ell_{\text{ent}}(\sigma(g(X)), Y)] - \inf_{h \in \text{Lip}_1(\mathbb{R}, [-4,4])} \mathbb{E}[\ell_{\text{ent}}(\sigma(g(X) + h(g(X))), Y)],$$

where  $\text{Lip}_1(\mathbb{R}, [-4,4])$  defines a class of 1-Lipschitz functions from  $\mathbb{R}$  to  $[-4,4]$  and the choice of 4 reflects the fact that the sigmoid function is 1/4-Lipschitz. Then, this post-processing leads to defining a smooth CE directly over the logit function:

**Definition 2** (Dual smooth CE [5]). *Given a logit function  $g : \mathcal{X} \rightarrow \mathbb{R}$  and  $f(x) = \sigma(g(x))$ , the dual smooth CE is defined as*

$$\text{smCE}^\sigma(g, \mathcal{D}) := \sup_{h \in \text{Lip}_{1/4}(\mathbb{R}, [-1,1])} \langle h(g(X)), Y - f(X) \rangle_{L_2(\mathcal{D})}.$$

Similarly to Eq. (1), the following relation holds:

$$2\text{smCE}^\sigma(g, \mathcal{D})^2 \leq \text{pGap}^\sigma(g, \mathcal{D}) \leq 4\text{smCE}^\sigma(g, \mathcal{D}). \quad (2)$$

Finally, we note that the dual smooth CE always upper bounds the smooth CE:  $\text{smCE}(f, \mathcal{D}) \leq \text{smCE}^\sigma(g, \mathcal{D})$ . Hence, minimizing the dual smooth CE guarantees a small value of the smooth CE.

### 3 Uniform convergence of the smooth CE

As shown in Eqs. (1) and (2), (dual) smooth CE is related to improvements in the population risk, and Błasiok et al. [6] utilized these relationships to analyze when algorithms can achieve a small smooth CE. However, their results are defined over population-level quantities, where the expectation by  $\mathcal{D}$  is taken, making them inapplicable to practical algorithms trained on finite data points.

Since our goal is to theoretically analyze the behavior of the smooth CE under standard learning algorithms trained on finite data, it is natural to consider its empirical counterpart. Given a dataset  $S_n = \{(X_i, Y_i)\}_{i=1}^n$  consisting of independently and identically distributed (i.i.d.) data points sampled from the data distribution  $\mathcal{D}$ , we define the **empirical smooth CE** [5] given  $S_n$  as

$$\text{smCE}(f, S_n) := \sup_{h \in \text{Lip}_1([0,1], [-1,1])} \frac{1}{n} \sum_{i=1}^n h(f(X_i)) \cdot (Y_i - f(X_i)).$$

We also express this as  $\text{smCE}(f, S_n) = \sup_{h \in \text{Lip}_1([0,1], [-1,1])} \langle h(f(X)), Y - f(X) \rangle_{L_2(S_n)}$ . We similarly define  $\text{smCE}^\sigma(g, S_n)$  as empirical counterparts of  $\text{smCE}^\sigma(g, \mathcal{D})$ .

We consider two datasets: a training set  $S_{\text{tr}} = \{Z_i\}_{i=1}^n \sim \mathcal{D}^n$ , used to learn the predictor  $f$ , and an independent test set  $S_{\text{te}} = \{Z_i\}_{i=1}^n \sim \mathcal{D}^n$ . We call  $\text{smCE}(f, S_{\text{tr}})$  as the **training smooth CE**,  $\text{smCE}(f, S_{\text{te}})$  as the **test smooth CE**, and  $\text{smCE}(f, \mathcal{D})$  as the **population smooth CE**. Given  $S_{\text{tr}}$ , we are interested in evaluating  $|\text{smCE}(f, \mathcal{D}) - \text{smCE}(f, S_{\text{tr}})|$ . Błasiok et al. [5] has shown that

$$|\text{smCE}(f, \mathcal{D}) - \text{smCE}(f, S_{\text{te}})| = \mathcal{O}_p(1/\sqrt{n}). \quad (3)$$

Therefore, we need to evaluate  $|\text{smCE}(f, S_{\text{te}}) - \text{smCE}(f, S_{\text{tr}})|$ , which we refer to as the **smooth CE generalization gap**. Combining this gap with Eq. (3), we obtain the desired bound. To evaluate the smooth CE generalization gap, we use the covering number bound. Suppose that  $\mathcal{F}$  is equipped with the metric  $\|\cdot\|_\infty$ . Let  $\mathcal{N}(\epsilon, \mathcal{F}, \|\cdot\|_\infty)$  be an  $\epsilon$ -cover with metric  $\|\cdot\|_\infty$  of  $\mathcal{F}$ , with the cardinality  $N(\epsilon, \mathcal{F}, \|\cdot\|_\infty)$ . Then, for any  $f \in \mathcal{F}$ , there exists  $\tilde{f} \in \mathcal{N}(\epsilon, \mathcal{F}, \|\cdot\|_\infty)$  such that  $\|f - \tilde{f}\|_\infty \leq \epsilon$ .

We now present our first main result: (All proofs for this section are provided in Appendix C.)

**Theorem 1.** *Let  $S_{\text{te}} \sim \mathcal{D}^n$  and  $S_{\text{tr}} \sim \mathcal{D}^n$  be independent test and training datasets. Then, for any  $\delta > 0$ , with probability at least  $1 - \delta$  over the draw of  $S_{\text{te}}$  and  $S_{\text{tr}}$ , we have:*

$$\sup_{f \in \mathcal{F}} |\text{smCE}(f, S_{\text{te}}) - \text{smCE}(f, S_{\text{tr}})| \leq \inf_{\epsilon \geq 0} 8\epsilon + 24 \int_{\epsilon'}^1 \sqrt{\frac{\ln N(\epsilon', \mathcal{F}, \|\cdot\|_\infty)}{n}} d\epsilon' + \sqrt{\frac{\log \delta^{-1}}{n}}.$$

We provide a proof sketch to highlight the key differences from standard generalization bounds.

*Proof sketch.* First, we reformulate the smooth CE as a linear convex optimization [29]: let  $v_i = f(x_i)$  and  $\omega = (\omega_1, \dots, \omega_n) \in \mathbb{R}^n$ . Then  $\text{smCE}(f, S) = \max_{\omega} \sum_{i=1}^n (y_i - v_i) \omega_i / n$  subject to the constraints  $|\omega_i| \leq 1, \forall i$ , and  $|\omega_i - \omega_j| \leq |v_i - v_j|, \forall i, j$ . Let  $\omega^*$  denote one such solution, and we define  $\phi(f, z_i) := (y_i - v_i) \omega_i^*$ . Then, we express  $\phi(f, S) = \frac{1}{n} \sum_{i=1}^n \phi(f, z_i)$ .

Although our analysis follows the structure of classical generalization bounds, the dependence among  $\{\phi(f, z_i)\}_{i=1}^n$  induced by  $\omega^*$  through the optimization precludes the use of standard concentration inequalities based on independence. Instead of Hoeffding's inequality, we use the bounded difference inequality to show  $\sup_{f \in \mathcal{F}} |\phi(f, S_{\text{te}}) - \phi(f, S_{\text{tr}})| \leq \mathbb{E}_{S_{\text{te}}, S_{\text{tr}} \sim \mathcal{D}^{2n}} \sup_{f \in \mathcal{F}} |\phi(f, S_{\text{te}}) - \phi(f, S_{\text{tr}})| + \sqrt{\log \delta^{-1} / n}$ . This requires studying the stability of the above convex problem.

We would like to apply a symmetrization argument using i.i.d. Rademacher variables  $\sigma_i \in \pm 1$  and evaluate  $\mathbb{E}_{S_{\text{te}}, S_{\text{tr}} \sim \mathcal{D}^{2n}} \mathbb{E}_{\sigma} \sup_{f \in \mathcal{F}} \frac{1}{n} \sum_{i=1}^n \sigma_i [\phi(f, Z'_i) - \phi(f, Z_i)]$ . However, this technique is not directly applicable in our setting due to dependencies among the terms  $\{\phi(f, z_i)\}_{i=1}^n$ .

To address this, we introduce  $\{\sigma_i\}$ s in a way that preserves the structure of the linear convex formulation of smooth CE. Since the resulting bound does not take the form of standard Rademacher complexity, we discretize the hypothesis class  $\mathcal{F}$  and derive a covering number bound.  $\square$

In certain cases, the Rademacher complexity offers a more interpretable characterization. The empirical and expected Rademacher complexities of a function class  $\mathcal{F}$  are defined as  $\mathfrak{R}_S(\mathcal{F}) := \mathbb{E}_{\sigma} \sup_{f \in \mathcal{F}} \frac{1}{n} \sum_{i=1}^n \sigma_i f(x_i)$ , and  $\mathfrak{R}_{\mathcal{D}, n}(\mathcal{F}) := \mathbb{E}_{\mathcal{D}^n} [\hat{\mathfrak{R}}_S(\mathcal{F})]$ , respectively.

**Corollary 1.** *Under the same assumptions as in Theorem 1, there exist universal constants  $\{C_i\}$ s such that with probability at least  $1 - \delta$  over the draw of  $S_{\text{te}}$  and  $S_{\text{tr}}$ , we have:*

$$\sup_{f \in \mathcal{F}} |\text{smCE}(f, S_{\text{te}}) - \text{smCE}(f, S_{\text{tr}})| \leq C_1 \mathfrak{R}_{\mathcal{D}, 2n}(\mathcal{F}) (\log 2n)^2 + \frac{C_2}{\sqrt{n}} + \sqrt{\frac{\log \delta^{-1}}{n}}.$$

**Remark 1.** *Since the smooth CE involves evaluating the composite function  $h(f(X))$ , standard chaining or Rademacher bounds would introduce complexity over the composite class  $\text{Lip}_1([0, 1], [-1, 1]) \circ \mathcal{F}$ , which is typically much richer than  $\mathcal{F}$ . Our analysis circumvents this dependence. Furthermore, unlike conventional bounds that derive covering number estimates from the Rademacher complexity, we proceed in the reverse direction, deriving a Rademacher-type bound from a covering number argument. This leads to an additional  $(\log 2n)^2$  factor.*

Combining Theorem 1 and Corollary 1 with Eq. (3), we obtain the desired bound.

**Theorem 2.** *Under the same assumptions as in Theorem 1, there exist universal constants  $\{C_i\}$ s such that with probability at least  $1 - \delta$  over the draw of  $S_{\text{tr}}$ , each of the following holds for all  $f \in \mathcal{F}$ :*

$$\begin{aligned} |\text{smCE}(f, \mathcal{D}) - \text{smCE}(f, S_{\text{tr}})| &\leq \frac{C_3}{\sqrt{n}} + \inf_{\epsilon \geq 0} 8\epsilon + 24 \int_{\epsilon'}^1 \sqrt{\frac{\ln N(\epsilon', \mathcal{F}, \|\cdot\|_\infty)}{n}} d\epsilon' + \sqrt{\frac{2 \log \frac{3}{\delta}}{n}}, \\ |\text{smCE}(f, \mathcal{D}) - \text{smCE}(f, S_{\text{tr}})| &\leq \frac{C_4}{\sqrt{n}} + C_1 \mathfrak{R}_{\mathcal{D}, 2n}(\mathcal{F}) (\log 2n)^2 + \sqrt{\frac{2 \log \frac{3}{\delta}}{n}}. \end{aligned}$$

Thus, controlling the complexity of the hypothesis class and reducing the training smooth CE guarantee a small population smooth CE. We next explore how to achieve a small training smooth CE using a functional gradient.

## 4 Controlling the smooth CE via functional gradient

In this section, we discuss how we can minimize the training smooth CE. From Eqs. (1) and (2), (dual) smooth CE can be characterized via the (dual) post-processing gap, which describes the potential improvement over *functions*. Building on this perspective, we show that both smooth and dual smooth CEs can be further characterized using *functional gradients*. Since we focus on the functional gradients over the training dataset, they are just finite-dimensional vectors. We provide the precise connection between functional gradients and the population smooth CE in Appendix G.

For the squared loss, the gradient for the predicted probability is  $\nabla_f \ell_{\text{sq}}(f, y) = f - y$ , and for the cross-entropy loss, the gradient for the logit is  $\nabla_g \ell_{\text{ent}}(\sigma(g), y) = \sigma(g) - y$ . Using these, we can write the smooth and dual smooth CEs on the training dataset  $S_{\text{tr}}$  as

$$\begin{aligned} \text{smCE}(f, S_{\text{tr}}) &= \sup_{h \in \text{Lip}_1([0,1], [-1,1])} \langle h(f(X)), -\nabla_f \ell_{\text{sq}}(f(X), Y) \rangle_{L_2(S_n)}, \\ \text{smCE}^\sigma(g, S_{\text{tr}}) &= \sup_{h \in \text{Lip}_{1/4}(\mathbb{R}, [-1,1])} \langle h(g(X)), -\nabla_g \ell_{\text{ent}}(\sigma(g(X)), Y) \rangle_{L_2(S_n)}. \end{aligned} \quad (4)$$

The connection between functional gradients and the smooth CE can be extended to general proper scoring rules using the post-processing gaps, see Appendix G for the details.

Therefore, to effectively control the training smooth CE, it is natural to consider algorithms that focus on functional gradients. From this perspective, in the following subsections, we investigate how the smooth CE interacts with the training dynamics of three widely used models: gradient boosting tree, kernel boosting in a reproducing kernel Hilbert space (RKHS), and two-layer neural networks. These models can all be interpreted on the basis of functional gradients, and our theoretical framework enables a unified understanding of their calibration behavior under different forms of regularization.

In this section, we express the empirical risk as  $L_n(g) = \frac{1}{n} \sum_{i=1}^n \ell_{\text{ent}}(\sigma(g(X_i)), Y_i)$  and the functional gradient over the training dataset as  $\nabla_g L_n(g) = (\nabla_g \ell_{\text{ent}}(\sigma(g(X_1)), Y_1), \dots, \nabla_g \ell_{\text{ent}}(\sigma(g(X_n)), Y_n)) \in \mathbb{R}^n$ .

### 4.1 Case study I: Gradient Boosting Tree

Gradient boosting [16] is a widely used technique in machine learning for constructing predictive models by iteratively adding base learners to minimize a given loss function. This method generates a sequence of functions  $\{g^{(t)}\}_{t=0}^T$  through iterative updates of the form, for  $t = 0, \dots, T-1$ :

$$g^{(t+1)}(x) = g^{(t)}(x) + w_t h_t(x), \quad (5)$$

where  $w_t > 0$  is a stepsize and  $h_t$  is a function that approximates the negative functional gradient of the empirical loss [42]. If  $h_t$  were chosen as the exact functional gradient, the resulting model could easily overfit the training data. Therefore, in practice,  $h_t$  is often restricted to lie in a predefined function class, providing implicit regularization. Although gradient boosting methods are often empirically observed to be well-calibrated [46, 58], their theoretical validation remains less understood. Our theoretical framework naturally applies to their analysis.

We approximate the functional gradient over the training dataset using a base learner  $\{\psi_\theta\}$ :

$$\theta_t = \underset{\theta \in \Theta}{\text{argmin}} \langle \nabla_g L_n(g^{(t)}), \psi_\theta \rangle_{L_2(S_n)},$$

where  $\langle \nabla_g L_n(g^{(t)}), \psi_\theta \rangle_{L_2(S_n)} := \frac{1}{n} \sum_{i=1}^n \nabla_g \ell_{\text{ent}}(\sigma(g(X_i)), Y_i) \psi_\theta(X_i)$ . In this work, we focus on  $L_1$  gradient boosting [15, 10, 60], which adopts the following model update:

$$g^{(t+1)}(x) = g^{(t)}(x) + w_t (\psi_{\theta_t}(x) - g^{(t)}(x)).$$

This formulation represents a convex combination of base learners  $\{\psi_\theta\}$ . The complete procedure is outlined in Algorithm 1 in Appendix D, which also contains the formal proofs of this section.

Here, we focus on the gradient boosting tree [17, 27], where we use a binary regression tree for  $\{\psi_\theta\}$ . A binary regression tree of depth  $m$  partitions the input space  $\mathbb{R}^d$  into at most  $J \leq 2^m$  disjoint regions:  $\mathbb{R}^d = \bigcup_{j=1}^J R_j$ , with  $R_j \cap R_k = \emptyset$  for  $j \neq k$ . Each region  $R_j$  is assigned a constant value  $c_j \in \mathbb{R}$ , defining a piecewise constant function:  $\psi_\theta(x) = \sum_{j=1}^J c_j \cdot \mathbb{1}_{\{x \in R_j\}}$ , where  $\theta = \{c_j, R_j\}_{j=1}^J$ .

We remark that the regions of a binary tree are defined as follows: Given a node associated with some region  $\tilde{R} \subset \mathcal{X} \subset \mathbb{R}^d$ , we split the region using a splitting threshold  $s \in \mathbb{R}$  and a splitting dimension  $j \in [d]$  into two child



nodes,  $\tilde{R}_L$  and  $\tilde{R}_R$ , which respectively correspond to the regions  $\tilde{R}_L := \{x \in \tilde{R} \mid x_j \leq s\}$  and  $\tilde{R}_R := \{x \in \tilde{R} \mid x_j > s\}$ . By recursively applying this procedure, we obtain partitions  $\{R_j\}_{j=1}^J$ , where each region corresponds to a hyperrectangular region in  $\mathbb{R}^d$ .

Under this setting, the following is our main result for the **training dual smooth CE**:

**Theorem 3.** *Given  $S_{\text{tr}}$ , assume that  $g^{(0)} = 0$ ,  $T \geq 2$ ,  $w_t = 1/(t+2)$ , and  $\sup_{\theta} \|\psi_{\theta}\|_{\infty} \leq B$  with  $B \geq 2$ . When  $m \geq d$ , there exists a universal constant  $C_5$  such that*

$$\min_{t \in \{1, \dots, T\}} \text{smCE}^{\sigma}(g^{(t)}, S_{\text{tr}}) \leq \frac{C_5 B^2}{T+2}.$$

This result implies that using a binary tree with sufficient depth leads to a small training smooth CE. A binary tree with depth  $m \geq d$  can partition  $\mathbb{R}^d$  into hyperrectangles, allowing it to represent indicator functions over  $\mathbb{R}^d$ . Consequently, it can approximate the Lipschitz functions used in defining the dual smooth CE in Eq. (4). This assumption is therefore essential for effectively controlling the smooth CE. For an alternative assumption that allows us to bound the smooth CE, see Section 4.2.

Next, we provide a guarantee for the population smooth CE.

**Corollary 2.** *Under the same assumptions as in Theorem 3, there exist universal constants  $\{C_i\}_i$  such that with probability at least  $1 - \delta$  over the draw of  $S_{\text{tr}}$ , we have:*

$$\min_{t \in \{1, \dots, T\}} \text{smCE}(g^{(t)}, \mathcal{D}) \leq \frac{C_5 B^2}{T+2} + \frac{C_4}{\sqrt{n}} + C_6 \sqrt{\frac{2^m((\log 2n)^5 + \log d)}{n}} + \sqrt{\frac{2 \log(3/\delta)}{n}}.$$

To establish this result, we use the inequality  $\text{smCE}(f, S_{\text{tr}}) \leq \text{smCE}^{\sigma}(g, S_{\text{tr}})$ , which serves as the empirical analogue of the corresponding bound at the population smooth CE. This implies that Theorem 3 also provides a guarantee for the training smooth CE. We obtain the desired bound by combining this with the uniform convergence bound in Theorem 2.

We use Theorem 2, which is based on the Rademacher complexity, as it allows tractable estimation for the Rademacher complexity of the convex hull of  $\{\psi_{\theta}\}$ . Using Corollary 2, we show that with suitable choices of  $T$  and  $n$ , the smooth CE can be controlled to within a desired precision level  $\epsilon$ .

**Corollary 3.** *Under the same assumptions as in Corollary 2, for any  $\epsilon > 0$ , if  $T = \Omega(\epsilon^{-1})$ ,  $n = \tilde{\Omega}(\epsilon^{-2})$ , then, with probability at least  $1 - \delta$ ,  $\min_{t \in \{1, \dots, T\}} \text{smCE}(g^{(t)}, \mathcal{D}) \leq \epsilon$ .*

Here,  $\tilde{\Omega}(\cdot)$  hides logarithmic factors in the big- $\Omega$  notation. Corollary 3 establishes that  $\epsilon$ -smooth CE can be achieved using  $\mathcal{O}(1/\epsilon)$  iterations of GBT.

We remark that the standard margin theory provides a generalization bound on the test accuracy of GBTs without requiring the depth condition  $m \geq d$ . This result is well-established in the literature [60], and for completeness, we include a formal statement in Appendix D. In conjunction with Corollary 3, this yields, to the best of our knowledge, the first theoretical analysis of GBTs that accounts for both test accuracy and smooth CE. We further support our analysis with numerical experiments in Appendix H, investigating how the number of iterations and training sample size influence the smooth CE and prediction accuracy.

## 4.2 Case study II: Kernel Boosting

We next consider *kernel boosting* [57], where the functional gradient is approximated by functions in an RKHS. Let  $(\mathcal{H}, \langle \cdot, \cdot \rangle_{\mathcal{H}})$  be an RKHS associated with the kernel  $k : \mathcal{X} \times \mathcal{X} \rightarrow \mathbb{R}$ . The functional gradient over the training dataset is approximated as

$$\max_{\phi \in \mathcal{H}, \|\phi\|_{\mathcal{H}} \leq 1} \left\langle \nabla_g L_n(g^{(t)}), \phi \right\rangle_{L_2(S_n)} = \frac{\mathcal{T}_k \nabla_g L_n(g)}{\|\mathcal{T}_k \nabla_g L_n(g)\|_{\mathcal{H}}},$$

where  $\mathcal{T}_k \nabla_g L_n(g) := \frac{1}{n} \sum_{i=1}^n k(X_i, \cdot) \nabla_g \ell_{\text{ent}}(\sigma(g(X_i)), Y_i)$  is the empirical kernel operator. In kernel boosting, we set  $h_t = -\mathcal{T}_k \nabla_g L_n(g^{(t)})$  in Eq. (5) and use the update rule:

$$g^{(t+1)} = g^{(t)} - w_t \mathcal{T}_k \nabla_g L_n(g^{(t)}).$$

To analyze this, we introduce the following normalized margin assumption:

**Assumption 1.** Given a dataset  $S_{\text{tr}}$ , there exists a function  $\phi \in \mathcal{H}$  and a constant  $\gamma > 0$  such that for all  $(X_i, Y_i) \in S_{\text{tr}}$ ,  $(2Y_i - 1)\phi(X_i) \geq \gamma$ .

Here,  $2Y_i - 1$  converts the binary label  $Y_i \in \{0, 1\}$  into  $\pm 1$ . This condition guarantees the existence of a separating function in  $\mathcal{H}$  with the margin  $\gamma$  for the training dataset, and is a standard assumption in the theoretical analyses of classification [56] and boosting [54]. Under this assumption, the  $L_1$  norm of the functional gradient is bounded as follows:

$$\|\nabla_g \ell_{\text{ent}}(g(X), Y)\|_{L_1(S_n)} = \frac{1}{n} \sum_{i=1}^n |\nabla_g \ell_{\text{ent}}(g(X_i), Y_i)| \leq \frac{1}{\gamma} \|\mathcal{T}_k \nabla_g L_n(g)\|_{\mathcal{H}}. \quad (6)$$

All proofs for this section are provided in Appendix E. From Eq. (4), it follows that  $\text{smCE}^\sigma(g, S_{\text{tr}}) \leq \|\nabla_g \ell_{\text{ent}}(g(X), Y)\|_{L_1(S_n)}$ . Using this, we obtain the following result.

**Theorem 4.** Suppose Assumption 1,  $\sup_{x, x' \in \mathcal{X}} k(x, x') \leq \Lambda$ , and  $\|g^{(0)}\|_{\mathcal{H}} \leq \Lambda'$  hold. When using the constant stepsize  $w_t = w (< 4/\Lambda)$ , the average of function  $\bar{g}^{(T)} = \frac{1}{T} \sum_{t=0}^{T-1} g^{(t)}$  satisfies

$$\text{smCE}^\sigma(\bar{g}^{(T)}, S_{\text{tr}}) \leq \frac{1}{\gamma} \sqrt{\frac{L_n(g^{(0)})}{wT}}.$$

Additionally, there exist universal constants  $\{C_i\}_s$  such that with probability at least  $1 - \delta$  over the draw of  $S_{\text{tr}}$ , we have:

$$\text{smCE}(\bar{g}^{(T)}, \mathcal{D}) \leq \frac{1}{\gamma} \sqrt{\frac{L_n(g^{(0)})}{wT}} + \frac{C_7}{\sqrt{n}} + C_8(\Lambda' + \sqrt{2wTL(g^{(0)})}) \sqrt{\frac{\Lambda}{n}} (\log n)^2 + \sqrt{\frac{2 \log \frac{3}{\delta}}{n}}.$$

We also note that bounding the norm of the functional gradient leads to a generalization guarantee for the test accuracy [47]. For completeness, we provide a formal upper bound on the misclassification rate ( $P_{(X,Y) \sim \mathcal{D}}[(2Y - 1)\bar{g}^{(T)}(X) \leq 0]$ ) in Appendix E.

Although covering number bounds require assumptions on kernel eigenvalue decay, here we use the Rademacher complexity bound from Theorem 2, which yields a simpler (albeit slightly looser) result.

We observe that increasing the number of steps  $T$  reduces the training smooth CE, while simultaneously increasing the capacity of the function class, as the Rademacher complexity grows with the norm of  $\mathcal{H}$  at the rate  $O(\sqrt{wT})$ . This implies a trade-off between minimizing the training smooth CE and controlling model complexity. We show that appropriate choices of hyperparameters ensure desired levels of precision  $\epsilon$  for both the smooth CE and the misclassification rate.

**Corollary 4.** Suppose assumptions in Theorem 4 hold. For any  $\epsilon > 0$ , if the hyperparameters satisfy:

$$T = \Omega(\gamma^{-2}\epsilon^{-2}), \quad w = \Theta(\gamma^{-2}\epsilon^{-2}T^{-1}), \quad n = \tilde{\Omega}(\gamma^{-2}\epsilon^{-4}),$$

then, with probability at least  $1 - \delta$ , the average of function  $\bar{g}^{(T)}$  satisfies  $\text{smCE}(\bar{g}^{(T)}, \mathcal{D}) \leq \epsilon$  and  $P_{(X,Y) \sim \mathcal{D}}[(2Y - 1)\bar{g}^{(T)}(X) \leq 0] \leq \epsilon$ .

Corollary 4 establishes that both  $\epsilon$ -smooth CE and  $\epsilon$ -classification error can be achieved using  $\mathcal{O}(1/\epsilon^2)$  iterations of kernel boosting. This result is grounded in the observation that bounding the functional gradient norm leads to a small smooth CE and a misclassification rate.

**Remark 2.** Unlike kernel boosting, Theorem 3 for GBTs does not require a margin assumption. This difference stems from the method of the analysis: in kernel boosting, we upper bound the  $L_1$  norm of the functional gradient (Eq. (6)), whereas in Theorem 3 for GBT, we directly bound the inner product in Eq. (4) using structural properties of trees, without relying on the functional gradient norm.

### 4.3 Case study III: Two-layer neural network

The next example is the two-layer neural network (NN). Whereas NNs are typically trained via gradient descent on their parameters, a recent work [48] has shown that, under certain hyperparameter settings—such as output scaling and a sufficiently large number of neurons—two-layer NNs behave similarly to kernel boosting algorithms associated with the neural tangent kernel (NTK).

We follow the settings of the analysis by Nitanda et al. [48]: Let the logit function  $g_\theta : \mathcal{X} \rightarrow \mathbb{R}$  be defined by a two-layer NN as  $g_\theta(x) = \frac{1}{m^\beta} \sum_{r=1}^m a_r \phi(\theta_r \cdot x)$ , where  $m$  is the number of hidden units,  $\beta$  is a scaling exponent, and  $\phi : \mathbb{R} \rightarrow \mathbb{R}$  is a smooth activation function (e.g., sigmoid, tanh). The weights  $\{a_r\}_{r=1}^m \in \{-1, 1\}^m$  are fixed, while the parameters  $\theta = \{\theta_r\}_{r=1}^m$ , with  $\theta_r \in \mathbb{R}^d$ , are updated via gradient descent:  $\theta^{(t+1)} = \theta^{(t)} - w \nabla_\theta L_n(g_{\theta^{(t)}})$ , where  $w > 0$  is a constant stepsize.

Here, we present the informal statement of Theorem 2 by Nitanda et al. [48], which provides the guarantee of the functional gradient: Assume that 1) the activation function is smooth, 2) the initial parameters are sampled from a sub-Gaussian distribution, 3) the transformed data by NTK is separable with the margin  $\gamma$ , 3) the stepsize is sufficiently small, and 4) the number of hidden units is sufficiently large  $m$ . Then, for  $T \leq \frac{m\gamma^2 K_3}{w}$ , there exist the constants  $K_1$ ,  $K_2$ , and  $K_3$  such that, for all  $\beta \in (0, 1]$ , with probability at least  $1 - \delta$  over the random initialization, the following bound holds:

$$\frac{1}{T} \sum_{t=0}^{T-1} \|\nabla_g \ell_{\text{ent}}(g_{\theta^{(t)}}(X), Y)\|_{L_1(S_n)}^2 \leq \frac{K_1}{\gamma^2 T} \left( \frac{m^{2\beta-1}}{w} + K_2 \right). \quad (7)$$

See Appendix F for the formal statement. Then, similar to Theorem 4, we have

$$\min_{t \in \{0, \dots, T-1\}} \text{smCE}^\sigma(g_{\theta^{(t)}}, S_{\text{tr}}) \leq \frac{1}{T} \sum_{t=0}^{T-1} \text{smCE}^\sigma(g_{\theta^{(t)}}, S_{\text{tr}}) \leq \sqrt{\frac{K_1}{\gamma^2 T} \left( \frac{m^{2\beta-1}}{w} + K_2 \right)}.$$

Combining the covering number estimate by Nitanda et al. [48] with our Theorem 2, we obtain the upper bounds on the population smooth CE and misclassification rate, similarly to the kernel boosting setting; see Appendix F for the formal statements. As in Theorem 4, the resulting bound exhibits a trade-off in  $T$  between reducing the training smooth CE and controlling the complexity term, which grows at the rate  $\mathcal{O}(\sqrt{wT})$ . Similar to Corollary 4, we show that under a suitable choice of hyperparameters, both  $\epsilon$ -smooth CE and  $\epsilon$ -classification error can be guaranteed.

**Corollary 5 (Informal).** *Suppose the same assumptions as those for Eq. (7) hold. If for any  $\epsilon > 0$ , the hyperparameters satisfy one of the following:*

- (i)  $\beta \in [0, 1)$ ,  $m = \Omega(\gamma^{\frac{2}{1-\beta}} \epsilon^{\frac{1}{1-\beta}})$ ,  $T = \Omega(\gamma^{-2} \epsilon^{-2})$ ,  $w = \Theta(\gamma^{-2} \epsilon^{-2} T^{-1} m^{2\beta-1})$ ,  $n = \tilde{\Omega}(\gamma^{-2} \epsilon^{-4})$ ,
- (ii)  $\beta = 0$ ,  $m = \Theta(\gamma^{-2} \epsilon^{-3/2} \log(1/\epsilon))$ ,  $T = \Theta(\gamma^{-2} \epsilon^{-1} \log^2(1/\epsilon))$ ,  $w = \Theta(m^{-1})$ ,  $n = \tilde{\Omega}(\epsilon^{-2})$ , then with probability at least  $1 - \delta$ , gradient descent with the stepsize  $w$  finds a parameter  $\theta^{(t)}$  satisfying  $\text{smCE}(g_{\theta^{(t)}}, S_{\text{tr}}) \leq \epsilon$  and  $\mathbb{P}_{(X,Y) \sim \mathcal{D}}[(2Y - 1)g_{\theta^{(t)}}(X) \leq 0] \leq \epsilon$  within  $T$  iterations.

See Appendix F for the formal statement with explicit constants. This statement shows that both  $\epsilon$ -smooth CE and  $\epsilon$ -classification error can be achieved with  $\mathcal{O}(1/\epsilon^2)$  or  $\mathcal{O}(1/\epsilon)$  iterations, assuming that the NTK-transformed data is separable with margin  $\gamma$ . Among the two hyperparameter settings, (ii) achieves the same error target with fewer iterations  $T$  by increasing the number of hidden units  $m$ , and furthermore offers improved complexity compared with Corollary 4 for kernel boosting. See Appendix H for empirical results illustrating how the smooth CE and accuracy behave with  $T$  and  $n$ .

## 5 Related work

To quantify the deviation from perfect calibration, various calibration metrics, including ECE, have been proposed [23, 51, 43]. To estimate the conditional expectation  $\mathbb{E}[Y|f(X)]$  in the ECE, the binning ECE has been widely used, which partitions the probability interval into discrete bins. Despite its popularity, binning ECE suffers from being sensitive to the choices of hyperparameters, such as the number of bins, and lacks consistency and smoothness as a distance metric [38, 49, 43]. A comprehensive comparison of ECE variants beyond binning is discussed by Gruber & Buettner [22]. Błasiok et al. [5] systematically studied calibration distances and formalized the *true distance from calibration* as a rigorous notion of deviation from perfect calibration. As an efficiently estimable surrogate, they proposed the smooth CE, see also the study by Foster & Hart [13]. A subsequent work has shown that the smooth CE can be efficiently evaluated in practice [29]. As demonstrated by Błasiok et al. [5], the smooth CE also provides both upper and lower bounds on the binning ECE, making it a theoretically well-founded proxy. Therefore, the results established in this paper for the smooth CE can also be used to derive implications for the binning ECE; see Appendix B for details.

To achieve a well-calibrated prediction with a theoretical guarantee, many prior works focus on recalibration, such as binning-based recalibration methods [25, 24, 38, 53, 18]. However, it has been reported that such post-processing loses the sharpness of the prediction, which sometimes leads to accuracy degradation [37, 33, 50, 41, 35]. To theoretically guarantee the calibration, our analysis takes a different perspective. We provide guarantees for the smooth CE without



relying on such a post-processing approach similar to recalibration. This is achieved by combining a uniform convergence bound and a functional gradient characterization of the training smooth CE. Then, our analysis simultaneously guarantees both the smooth CE and accuracy for several practical algorithms.

Previous works have also linked the post-processing gap to the population smooth CE [5, 6]; thus, it is not readily applicable to algorithms based on the finite training dataset. Similarly, although Gruber & Buettner [22] discussed the post-processing, they face the same limitation. In contrast, our approach directly analyzes the smooth CE from finite data. From a generalization perspective, Futami & Fujisawa [18] developed algorithm-dependent bounds for binning ECE using information-theoretic techniques. In contrast, we here derive a uniform convergence bound for smooth CE, which applies more broadly beyond binning. Moreover, their focus is solely on the generalization gap, without providing insights into when the training ECE becomes small.

Although in recent studies, new boosting algorithms have been proposed to improve various notions of calibration [28, 19], our analysis provides a theoretical explanation for why existing gradient boosting already yields strong calibration performance. Unlike prior works on boosting, which primarily focus on accuracy on the basis of functional gradients [61, 47, 48], we leverage functional gradients to analyze calibration, offering a novel perspective on the behavior of these algorithms.

In several works, the post-processing has been highlighted in achieving advanced calibration objectives, such as multi-calibration [28, 26, 4, 19]. Whereas our analysis focuses on smooth CE, this metric is closely related to these variants of CE from the viewpoint of low-degree calibration [21]. We believe our findings may offer new insights into these metrics, which we leave for future exploration.

## 6 Conclusion and limitation

This work presented the first rigorous guarantees on the smooth CE for several widely used learning algorithms. Our analysis proceeds in two stages: we first derive a uniform convergence bound for the smooth CE, and then upper bound the training smooth CE via functional gradients. We demonstrate that algorithms that can control the functional gradient simultaneously achieve a small smooth CE and misclassification rate. Despite these contributions, several limitations remain. First, for GBTs, our analysis requires a depth assumption that is stronger than what is typically necessary in practice, where shallow trees often yield well-calibrated predictions. Second, in the context of kernel boosting and NNs, our bounds are derived using a uniform bound over the post-processing function  $h$ , which may result in loose estimates. More refined analyses that better align with practical performance would be valuable. Moreover, our kernel boosting analysis relies on a strong margin assumption, which requires a well-separated data distribution. Since calibration is a rather weak notion compared with accuracy, extending the analysis to more realistic and weaker conditions is an important direction for future work. Finally, our analysis is limited to binary classification as the smooth CE is designed for this setting. Extending our analysis to the multiclass setting should be explored in future work.

## Acknowledgements

FF was supported by JSPS KAKENHI Grant Number JP23K16948. FF was supported by JST, PRESTO Grant Number JPMJPR22C8, Japan. This research is supported by the National Research Foundation, Singapore, Infocomm Media Development Authority under its Trust Tech Funding Initiative, and the Ministry of Digital Development and Information under the AI Visiting Professorship Programme (award number AIVP-2024-004). Any opinions, findings and conclusions or recommendations expressed in this material are those of the author(s) and do not reflect the views of National Research Foundation, Singapore, Infocomm Media Development Authority, and the Ministry of Digital Development and Information.

## References

- [1] Ambroladze, A. and Shawe-Taylor, J. Complexity of pattern classes and lipschitz property. In *International Conference on Algorithmic Learning Theory*, pp. 181–193. Springer, 2004.
- [2] Arrieta-Ibarra, I., Gujral, P., Tannen, J., Tygert, M., and Xu, C. Metrics of calibration for probabilistic predictions. *Journal of Machine Learning Research*, 23(351):1–54, 2022.
- [3] Bartlett, P. L. and Mendelson, S. Rademacher and gaussian complexities: Risk bounds and structural results. *Journal of Machine Learning Research*, 3(Nov):463–482, 2002.
- [4] Błasiok, J., Gopalan, P., Hu, L., Kalai, A. T., and Nakkiran, P. Loss minimization yields multicalibration for large neural networks. *arXiv preprint arXiv:2304.09424*, 2023.

- [5] Błasiok, J., Gopalan, P., Hu, L., and Nakkiran, P. A unifying theory of distance from calibration. In *Proceedings of the 55th Annual ACM Symposium on Theory of Computing*, pp. 1727–1740, 2023.
- [6] Błasiok, J., Gopalan, P., Hu, L., and Nakkiran, P. When does optimizing a proper loss yield calibration? In *Thirty-seventh Conference on Neural Information Processing Systems*, 2023.
- [7] Boucheron, S., Lugosi, G., and Massart, P. *Concentration Inequalities: A Nonasymptotic Theory of Independence*. Oxford University Press, 02 2013.
- [8] Breiman, L. Population theory for boosting ensembles. *The Annals of Statistics*, 32(1):1–11, 2004.
- [9] Bubeck, S. et al. Convex optimization: Algorithms and complexity. *Foundations and Trends® in Machine Learning*, 8(3-4):231–357, 2015.
- [10] Bühlmann, P. and Hothorn, T. Boosting Algorithms: Regularization, Prediction and Model Fitting. *Statistical Science*, 22(4):477 – 505, 2007. doi: 10.1214/07-STS242. URL <https://doi.org/10.1214/07-STS242>.
- [11] Buja, A., Stuetzle, W., and Shen, Y. Loss functions for binary class probability estimation and classification: Structure and applications. *Working draft, November*, 3:13, 2005.
- [12] Dawid, A. P. The well-calibrated Bayesian. *Journal of the American Statistical Association*, 77(379):605–610, 1982. doi: 10.1080/01621459.1982.10477856.
- [13] Foster, D. P. and Hart, S. Smooth calibration, leaky forecasts, finite recall, and nash dynamics. *Games and Economic Behavior*, 109:271–293, 2018.
- [14] Foster, D. P. and Vohra, R. V. Asymptotic calibration. *Biometrika*, 85(2):379–390, 1998.
- [15] Friedman, J., Hastie, T., and Tibshirani, R. Additive logistic regression: a statistical view of boosting (With discussion and a rejoinder by the authors). *The Annals of Statistics*, 28(2):337 – 407, 2000. doi: 10.1214/aos/1016218223. URL <https://doi.org/10.1214/aos/1016218223>.
- [16] Friedman, J. H. Greedy function approximation: A gradient boosting machine. *The Annals of Statistics*, 29(5):1189 – 1232, 2001. doi: 10.1214/aos/1013203451. URL <https://doi.org/10.1214/aos/1013203451>.
- [17] Friedman, J. H. Stochastic gradient boosting. *Computational statistics & data analysis*, 38(4):367–378, 2002.
- [18] Futami, F. and Fujisawa, M. Information-theoretic generalization analysis for expected calibration error. In Globerson, A., Mackey, L., Belgrave, D., Fan, A., Paquet, U., Tomczak, J., and Zhang, C. (eds.), *Advances in Neural Information Processing Systems*, volume 37, pp. 84246–84297. Curran Associates, Inc., 2024.
- [19] Globus-Harris, I., Harrison, D., Kearns, M., Roth, A., and Sorrell, J. Multicalibration as boosting for regression. In Krause, A., Brunskill, E., Cho, K., Engelhardt, B., Sabato, S., and Scarlett, J. (eds.), *Proceedings of the 40th International Conference on Machine Learning*, volume 202 of *Proceedings of Machine Learning Research*, pp. 11459–11492. PMLR, 23–29 Jul 2023.
- [20] Gneiting, T. and Raftery, A. E. Strictly proper scoring rules, prediction, and estimation. *Journal of the American Statistical Association*, 102(477):359–378, 2007. doi: 10.1198/016214506000001437.
- [21] Gopalan, P., Kim, M. P., Singhal, M. A., and Zhao, S. Low-degree multicalibration. In *Conference on Learning Theory*, pp. 3193–3234. PMLR, 2022.
- [22] Gruber, S. and Buettner, F. Better uncertainty calibration via proper scores for classification and beyond. *Advances in Neural Information Processing Systems*, 35:8618–8632, 2022.
- [23] Guo, C., Pleiss, G., Sun, Y., and Weinberger, K. Q. On calibration of modern neural networks. In *International conference on machine learning*, pp. 1321–1330, 2017.
- [24] Gupta, C. and Ramdas, A. Distribution-free calibration guarantees for histogram binning without sample splitting. In Meila, M. and Zhang, T. (eds.), *Proceedings of the 38th International Conference on Machine Learning*, volume 139 of *Proceedings of Machine Learning Research*, pp. 3942–3952. PMLR, 18–24 Jul 2021.
- [25] Gupta, C., Podkopaev, A., and Ramdas, A. Distribution-free binary classification: prediction sets, confidence intervals and calibration. *Advances in Neural Information Processing Systems*, 33:3711–3723, 2020.
- [26] Hansen, D., Devic, S., Nakkiran, P., and Sharan, V. When is multicalibration post-processing necessary? *arXiv preprint arXiv:2406.06487*, 2024.
- [27] Hastie, T., Tibshirani, R., Friedman, J., and Franklin, J. The elements of statistical learning: data mining, inference and prediction. *The Mathematical Intelligencer*, 27(2):83–85, 2005.

- [28] Hebert-Johnson, U., Kim, M., Reingold, O., and Rothblum, G. Multicalibration: Calibration for the (Computationally-identifiable) masses. In Dy, J. and Krause, A. (eds.), *Proceedings of the 35th International Conference on Machine Learning*, volume 80 of *Proceedings of Machine Learning Research*, pp. 1939–1948. PMLR, 10–15 Jul 2018.
- [29] Hu, L., Jambulapati, A., Tian, K., and Yang, C. Testing calibration in nearly-linear time. In *The Thirty-eighth Annual Conference on Neural Information Processing Systems*, 2024.
- [30] Jaggi, M. Revisiting frank-wolfe: Projection-free sparse convex optimization. In *International conference on machine learning*, pp. 427–435. PMLR, 2013.
- [31] Jiang, X., Osl, M., Kim, J., and Ohno-Machado, L. Calibrating predictive model estimates to support personalized medicine. *Journal of the American Medical Informatics Association*, 19(2):263–274, 2012.
- [32] Kakade, S. M. and Foster, D. P. Deterministic calibration and nash equilibrium. *Journal of Computer and System Sciences*, 74(1):115–130, 2008.
- [33] Karandikar, A., Cain, N., Tran, D., Lakshminarayanan, B., Shlens, J., Mozer, M. C., and Roelofs, B. Soft calibration objectives for neural networks. *Advances in Neural Information Processing Systems*, 34:29768–29779, 2021.
- [34] Klusowski, J. M. and Tian, P. M. Large scale prediction with decision trees. *Journal of the American Statistical Association*, 119(545):525–537, 2024.
- [35] Kuleshov, V. and Liang, P. S. Calibrated structured prediction. In *Advances in Neural Information Processing Systems*, volume 28, pp. 3474–3482, 2015.
- [36] Kull, M., Perello Nieto, M., Kängsepp, M., Silva Filho, T., Song, H., and Flach, P. Beyond temperature scaling: Obtaining well-calibrated multi-class probabilities with dirichlet calibration. In Wallach, H., Larochelle, H., Beygelzimer, A., d’Alché-Buc, F., Fox, E., and Garnett, R. (eds.), *Advances in Neural Information Processing Systems*, volume 32. Curran Associates, Inc., 2019.
- [37] Kumar, A., Sarawagi, S., and Jain, U. Trainable calibration measures for neural networks from kernel mean embeddings. In Dy, J. and Krause, A. (eds.), *Proceedings of the 35th International Conference on Machine Learning*, volume 80 of *Proceedings of Machine Learning Research*, pp. 2805–2814. PMLR, 10–15 Jul 2018.
- [38] Kumar, A., Liang, P. S., and Ma, T. Verified uncertainty calibration. *Advances in Neural Information Processing Systems*, 32:3792–3803, 2019.
- [39] Lee, D., Huang, X., Hassani, H., and Dobriban, E. T-cal: An optimal test for the calibration of predictive models. *Journal of Machine Learning Research*, 24(335):1–72, 2023.
- [40] Luenberger, D. G. *Optimization by vector space methods*. John Wiley & Sons, 1997.
- [41] Marx, C., Zalouk, S., and Ermon, S. Calibration by distribution matching: Trainable kernel calibration metrics. *Advances in Neural Information Processing Systems*, 36:25910–25928, 2023.
- [42] Mason, L., Baxter, J., Bartlett, P., and Frean, M. Boosting algorithms as gradient descent. *Advances in neural information processing systems*, 12, 1999.
- [43] Minderer, M., Djolonga, J., Romijnders, R., Hubis, F., Zhai, X., Houlsby, N., Tran, D., and Lucic, M. Revisiting the calibration of modern neural networks. *Advances in neural information processing systems*, 34:15682–15694, 2021.
- [44] Murphy, A. H. and Winkler, R. L. Probability forecasting in meteorology. *Journal of the American Statistical Association*, 79(387):489–500, 1984.
- [45] Nguyen, K. and O’Connor, B. Posterior calibration and exploratory analysis for natural language processing models. In Màrquez, L., Callison-Burch, C., and Su, J. (eds.), *Proceedings of the 2015 Conference on Empirical Methods in Natural Language Processing*, pp. 1587–1598, Lisbon, Portugal, September 2015. Association for Computational Linguistics. doi: 10.18653/v1/D15-1182.
- [46] Niculescu-Mizil, A. and Caruana, R. Obtaining calibrated probabilities from boosting. In *UAI*, volume 5, pp. 413–20, 2005.
- [47] Nitanda, A. and Suzuki, T. Functional gradient boosting based on residual network perception. In Dy, J. and Krause, A. (eds.), *Proceedings of the 35th International Conference on Machine Learning*, volume 80 of *Proceedings of Machine Learning Research*, pp. 3819–3828. PMLR, 10–15 Jul 2018. URL <https://proceedings.mlr.press/v80/nitanda18a.html>.
- [48] Nitanda, A., Chinot, G., and Suzuki, T. Gradient descent can learn less over-parameterized two-layer neural networks on classification problems. *arXiv preprint arXiv:1905.09870*, 2019.

- [49] Nixon, J., Dusenberry, M. W., Zhang, L., Jerfel, G., and Tran, D. Measuring calibration in deep learning. In *Proceedings of the IEEE/CVF Conference on Computer Vision and Pattern Recognition (CVPR) Workshops*, 2019.
- [50] Popordanoska, T., Sayer, R., and Blaschko, M. A consistent and differentiable lp canonical calibration error estimator. In Koyejo, S., Mohamed, S., Agarwal, A., Belgrave, D., Cho, K., and Oh, A. (eds.), *Advances in Neural Information Processing Systems*, volume 35, pp. 7933–7946. Curran Associates, Inc., 2022.
- [51] Rahaman, R. et al. Uncertainty quantification and deep ensembles. *Advances in neural information processing systems*, 34:20063–20075, 2021.
- [52] Schervish, M. J. A general method for comparing probability assessors. *The annals of statistics*, 17(4):1856–1879, 1989.
- [53] Sun, Z., Song, D., and Hero, A. Minimum-risk recalibration of classifiers. In *Thirty-seventh Conference on Neural Information Processing Systems*, 2023.
- [54] Telgarsky, M. Margins, shrinkage, and boosting. In *International Conference on Machine Learning*, pp. 307–315. PMLR, 2013.
- [55] Wainwright, M. J. *High-Dimensional Statistics: A Non-Asymptotic Viewpoint*. Cambridge Series in Statistical and Probabilistic Mathematics. Cambridge University Press, 2019.
- [56] Wei, C., Lee, J., Liu, Q., and Ma, T. On the margin theory of feedforward neural networks. 2018.
- [57] Wei, Y., Yang, F., and Wainwright, M. J. Early stopping for kernel boosting algorithms: A general analysis with localized complexities. *Advances in Neural Information Processing Systems*, 30, 2017.
- [58] Wenger, J., Kjellström, H., and Triebel, R. Non-parametric calibration for classification. In *International Conference on Artificial Intelligence and Statistics*, pp. 178–190. PMLR, 2020.
- [59] Zadrozny, B. and Elkan, C. Obtaining calibrated probability estimates from decision trees and naive Bayesian classifiers. In *Icml*, volume 1, pp. 609–616, 2001.
- [60] Zhang, T. *Mathematical Analysis of Machine Learning Algorithms*. Cambridge University Press, 2023.
- [61] Zhang, T. and Yu, B. Boosting with early stopping: Convergence and consistency. *Annals of Statistics*, 33: 1538–1579, 2005. URL <https://api.semanticscholar.org/CorpusID:13158356>.

## A Additional facts about proper losses

Here, we describe the general form of a proper loss function and its relation to the post-processing gap. Given a proper loss function  $\ell$ , it can always be represented in terms of a convex function as follows:

$$\ell(p, y) = -\phi(p) - \nabla\phi(p) \cdot (y - p),$$

where  $\phi : [0, 1] \rightarrow \mathbb{R}$  is a convex function and  $\nabla\phi(p)$  denotes a subgradient at  $p$ . This representation is known as the *Savage representation* [20]. Błasiok et al. [6] further showed that, in the binary case, the subgradient satisfies  $\nabla\phi(p) = \ell(p, 0) - \ell(p, 1)$ , and referred to  $\nabla\phi(p)$  as the *dual* of  $p$  ( $\text{dual}(p)$ ). Hereinafter, we assume that  $\phi$  is differentiable, since the convex functions corresponding to commonly used losses such as the squared loss and the log loss are differentiable.

Table 1: Savage representations for the cross-entropy Loss and squared loss

	cross-entropy Loss	Squared Loss
$\ell(p, y)$	$-y \ln p - (1 - y) \ln(1 - p)$	$(y - p)^2$
$\phi(p)$	$p \ln p + (1 - p) \ln(1 - p)$	$p(p - 1)$
$\text{dual}(p)$	$\ln\left(\frac{p}{1-p}\right)$	$2p - 1$
$\psi(s)$	$\ln(1 + e^s)$	$\begin{cases} 0, & s < -1 \\ \frac{(s+1)^2}{4}, & -1 \leq s \leq 1 \\ s, & s > 1 \end{cases}$
$\ell^\psi(s, y)$	$\ln(1 + e^s) - y \cdot s$	$\begin{cases} -ys, & s < -1 \\ (y - (s+1)/2)^2, & -1 \leq s \leq 1 \\ (1-y)s, & s > 1 \end{cases}$
$\text{pred}_\psi(s) (= \nabla\psi(s))$	$\frac{e^s}{1+e^s}$	$\begin{cases} 0, & s < -1 \\ \frac{s+1}{2}, & -1 \leq s \leq 1 \\ 1, & s > 1 \end{cases}$

We define the convex conjugate of a function  $\phi(p)$  as follows: for all  $s \in \mathbb{R}$ ,

$$\psi(s) = \sup_{p \in [0,1]} \{s \cdot p - \phi(p)\},$$

where  $\psi$  is a convex function. We refer to  $s$  as a *score*, as will be explained later. Using this notation, we define the *dual loss*  $\ell^\psi : \mathbb{R} \times \mathcal{Y} \rightarrow \mathbb{R}$  as

$$\ell^\psi(s, y) := \psi(s) - s \cdot y.$$

The score  $s$  is linked to the probability  $p$  via the dual mapping  $\text{dual}(p) = \nabla\phi(p) = \ell(p, 0) - \ell(p, 1)$ . By Fenchel–Young duality, this relationship is inverted as  $p = \nabla\psi(s)$ , which we also denote as  $p = \text{pred}_\psi(s)$ .

With these definitions, the proper loss can be equivalently written as

$$\ell(p, y) = \ell^\psi(\text{dual}(p), y) = \psi(\text{dual}(p)) - \text{dual}(p) \cdot y.$$

For details and proofs, see Błasiok et al. [6]. We summarize the key properties of these expressions in Table 1.

Similarly, we can define the dual post-processing gap for the proper scoring rule [6]:

**Definition 3** (Dual-post processing gap). *Assume that  $\Psi$  is a differentiable and convex function with derivative  $\nabla\psi(t) \in [0, 1]$  for all  $t \in \mathbb{R}$ . Assume that  $\psi$  is  $\lambda$  smooth function. Given  $\psi$ ,  $\ell^\psi$ ,  $g : \mathcal{X} \rightarrow \mathbb{R}$ , and  $\mathcal{D}$ , we define the dual post-processing gap as*

$$\text{pGap}^{(\psi, \lambda)}(g, \mathcal{D}) := \mathbb{E}[\ell^\psi(g(X), Y)] - \inf_{h \in \text{Lip}_1(\mathbb{R}, [-1/\lambda, 1/\lambda])} \mathbb{E}[\ell^\psi(g(X) + h(g(X)), Y)]$$

When considering the cross-entropy loss, this dual post-processing gap corresponds to improving the logit function.

**Definition 4** (Dual smooth calibration). *Consider the same setting as the definition of the dual-post processing gap. Given  $\psi$  and  $g$ , we define  $f(\cdot) = \nabla\psi(g(\cdot))$ . We then define the dual calibration error of  $g$  as*

$$\text{smCE}^{(\psi, \lambda)}(g, \mathcal{D}) := \sup_{h \in \text{Lip}_{L=\lambda}(\mathbb{R}, [-1, 1])} \mathbb{E} \eta(g(X)) \cdot (Y - f(X))$$



Then, similarly to the relationship between the smooth ECE and the post-processing gap, the following holds: if  $\psi$  is a  $\lambda$ -smooth function, then we have

$$\text{smCE}^{(\psi, \lambda)}(g, \mathcal{D})^2 / 2 \leq \lambda \text{pGap}^{(\psi, \lambda)}(g, \mathcal{D})^2 / 2 \leq \text{smCE}^{(\psi, \lambda)}(g, \mathcal{D})$$

and

$$\text{smCE}(f, \mathcal{D}) \leq \text{smCE}^{(\psi, \lambda)}(g, \mathcal{D})$$

holds.

In the case of the cross-entropy loss, we have  $\psi(s) = \log(1 + e^s)$ , which is  $1/4$ -smooth. For the squared loss,  $\psi$  is  $1/2$ -smooth. Therefore, the dual smooth calibration and the smooth calibration are essentially equivalent in both cases.

## B Discussion about Calibration metrics

Here, we introduce several definitions of calibration metrics and their relationship to the smooth CE, which is the primary focus of our paper.

### B.1 True distance calibration and smooth CE

Given a distribution  $\mathcal{D}$  and predictor  $f$ , we consider the distribution induced by  $f$ , which is the joint distribution of prediction-label pairs  $(f(x), y) \in [0, 1] \times \{0, 1\}$ , denoted by  $\mathcal{D}_f$ .

**Definition 5** (Perfect calibration [6]). *We say that a prediction-label distribution  $\Gamma$  over  $[0, 1] \times \{0, 1\}$  is perfectly calibrated if  $\mathbb{E}_{(v, y) \sim \Gamma}[y|v] = v$ . Moreover, given  $\mathcal{D}$  over  $\mathcal{X} \times \{0, 1\}$ , we say that  $f$  is perfectly calibrated with respect to  $\mathcal{D}$  if  $\mathcal{D}_f$  is perfectly calibrated.*

We denote the set of perfectly calibrated predictors with respect to  $\mathcal{D}$  by  $\text{cal}(\mathcal{D})$ .

Next, we introduce the true calibration distance, defined as the distance to the closest calibrated predictor:

**Definition 6** (True calibration distance). *The true distance of a predictor  $f$  from calibration is defined as*

$$\text{dCE}_{\mathcal{D}}(f) := \inf_{g \in \text{cal}(\mathcal{D})} \mathbb{E}_{\mathcal{D}} |f(x) - g(x)|.$$

This is the  $l_1$  metric, which possesses many desirable properties for measuring calibration; see Błasiok et al. [5] for details. However, it is not practically usable because  $\text{cal}(\mathcal{D})$  may be non-convex, and the metric depends on the domain  $\mathcal{X}$ , whereas calibration metrics typically depend only on  $\mu(\mathcal{D}, f)$ .

Błasiok et al. [5] proposed that any calibration metric should satisfy the following three criteria:

**(i) Prediction-only access** A calibration metric should depend only on the distribution over  $(f(x), y) \sim \mathcal{D}_f$ , and not on the distribution over  $\mathcal{X}$ . If it meets this requirement, we say that a calibration metric  $\mu$  satisfies the **Prediction-only access** (PA) property. Note that the true calibration distance depends on  $(x, f(x), y)$  and is therefore called the sample access (SA) model.

#### (ii) Consistency

**Definition 7.** *For  $c > 0$ , a calibration metric  $\mu$  is said to satisfy  $c$ -robust completeness if there exists a constant  $a \geq 0$  such that for every distribution  $\mathcal{D}$  on  $\mathcal{X} \times \{0, 1\}$ , and predictor  $f \in \mathcal{F}$*

$$\mu(\mathcal{D}, f) \leq a (\text{dCE}_{\mathcal{D}}(f))^c.$$

**Definition 8.** *For  $s > 0$ , a calibration metric  $\mu$  satisfies  $s$ -robust soundness if there exists a constant  $b \geq 0$  such that for every distribution  $\mathcal{D}$  on  $\mathcal{X} \times \{0, 1\}$ , and predictor  $f \in \mathcal{F}$ ,*

$$\mu(\mathcal{D}, f) \geq b (\text{dCE}_{\mathcal{D}}(f))^s.$$

**Definition 9.** *A calibration metric  $\mu$  is said to be  $(c, s)$ -consistent if it satisfies both  $c$ -robust completeness and  $s$ -robust soundness.*

Thus, consistent calibration metrics are polynomially related to the true distance from calibration. Błasiok et al. [5] showed that any PA model must satisfy  $s/c \geq 2$ .

**(iii) Efficiency** A calibration metric  $\mu$  is said to be efficient if it can be computed to accuracy  $\epsilon$  in time  $\text{poly}(1/\epsilon)$  using  $\text{poly}(1/\epsilon)$  random samples from  $\mathcal{D}_f$ .

Błasiok et al. [5] showed that the smooth CE satisfies all of these properties. In particular, with respect to consistency, the smooth CE satisfies

$$\begin{aligned} \text{smCE}(f, \mathcal{D}) &\leq \text{dCE}_{\mathcal{D}}(f) \leq 4\sqrt{2\text{smCE}(f, \mathcal{D})} \\ &\Leftrightarrow \frac{1}{32}\text{dCE}_{\mathcal{D}}(f)^2 \leq \text{smCE}(f, \mathcal{D}) \leq \text{dCE}_{\mathcal{D}}(f) \end{aligned}$$

which means that the smooth CE is  $(c = 1, s = 2)$ -consistent and achieves  $s/c = 2$ .

## B.2 ECE and binning estimator

Recall the definition of the expected calibration error (ECE):

$$\text{ECE}_{\mathcal{D}}(f) := \mathbb{E} [|\mathbb{E}[Y|f(X)] - f(X)|].$$

The binning estimator is commonly used to approximate this. Given a partition  $\mathcal{I} = \{I_1, \dots, I_m\}$  of  $[0, 1]$  into intervals, we define:

$$\text{binnedECE}_{\mathcal{D}}(\Gamma, \mathcal{I}) = \sum_{j \in [m]} |\mathbb{E}_{(V, Y \sim \Gamma)}[(V - Y)\mathbb{1}(V \in I_j)]|.$$

It has been shown in Lemma 4.7 of Błasiok et al. [5] that

$$\text{dCE}_{\mathcal{D}}(f) \leq \text{ECE}_{\mathcal{D}}(f)$$

demonstrating robust soundness. However, ECE does not satisfy robust completeness; Błasiok et al. [5] proved (Lemma 4.8) that for any  $\epsilon \in \mathbb{R}^+$ , there exists a distribution  $\mathcal{D}$  such that  $\text{dCE}_{\mathcal{D}}(f) \leq \epsilon$  but  $\text{ECE}_{\mathcal{D}}(f) \geq 1/2 - \epsilon$ . This also highlights the discontinuity of ECE, which hinders its estimation from finite samples.

Błasiok et al. [5] showed that by accounting for bin widths, the binning ECE satisfies consistency:

$$\text{intCE}(f) := \min_{\mathcal{I}} (\text{binnedECE}_{\mathcal{D}}(\Gamma, \mathcal{I}) + w_{\Gamma}(\mathcal{I}))$$

where

$$w_{\Gamma}(\mathcal{I}) := \sum_{j \in [m]} |\mathbb{E}_{(V, Y \sim \Gamma)}[w(I_j)\mathbb{1}(V \in I_j)]|$$

and  $w(I)$  denotes the width of interval  $I$ .

Then, the following holds (Theorem 6.3 in Błasiok et al. [5]):

$$\text{dCE}_{\mathcal{D}}(f) \leq \text{intCE}(f) \leq 4\sqrt{\text{dCE}_{\mathcal{D}}(f)}$$

Thus,  $\text{intCE}$  satisfies  $(1/2, 1)$ -consistency. Błasiok et al. [5] also provided an estimator for  $\text{intCE}(\Gamma)$ .

As we have seen, bounding the smooth CE leads to a bound on  $\text{dCE}_{\mathcal{D}}(f)$ , which in turn bounds  $\text{intCE}(f)$ —an optimized estimator for the binned ECE.

Finally, we remark that since  $\mathbb{E}[Y|f = v]$  is continuous, we can relate the ECE and the smooth CE as follows:

**Theorem 5.** *Suppose that  $\mathbb{E}[Y|f = v]$  satisfies  $L$ -Lipschitz continuity. Then the following relation holds:*

$$\frac{1}{2}\text{smCE}(f, \mathcal{D}) \leq \text{ECE}_{\mathcal{D}}(f) \leq (1 + 2\sqrt{2(1 + L)})\sqrt{2\text{smCE}(f, \mathcal{D})}.$$

Thus, controlling the smooth CE also leads to controlling the ECE when the underlying conditional probability function is continuous.

*Proof.* We first prove the following inequality:

$$\text{ECE}_{\mathcal{D}}(f) \leq \text{binnedECE}_{\mathcal{D}}(\Gamma, \mathcal{I}) + (1 + L)w_{\Gamma}(\mathcal{I}). \quad (8)$$

This can be derived using Lemma 4 in Futami & Fujisawa [18]. For completeness, we outline the key steps of the analysis below:

$$\begin{aligned}
\text{ECE}_{\mathcal{D}}(f) &= \mathbb{E}[|\mathbb{E}[Y|f=V] - V|] = \sum_{i=1}^m \mathbb{E}[\mathbb{1}_{V \in I_i} \cdot |\mathbb{E}[Y|f=V] - V|] \\
&= \sum_{i=1}^m P(V \in I_i) \mathbb{E}[|\mathbb{E}[Y|f=V] - V| | V \in I_i] \\
&= \sum_{i=1}^m P(V \in I_i) \mathbb{E}[|\mathbb{E}[Y|f=V] - \mathbb{E}[V|V \in I_i] \\
&\quad + \mathbb{E}[V|V \in I_i] - V| | V \in I_i] \\
&\leq \sum_{i=1}^m P(V \in I_i) \mathbb{E}[|\mathbb{E}[Y|V] - \mathbb{E}[Y|V \in I_i]| \\
&\quad + \sum_{i=1}^m P(V \in I_i) \mathbb{E}[|\mathbb{E}[Y|V \in I_i] - \mathbb{E}[V|V \in I_i]| \\
&\quad + \sum_{i=1}^m P(V \in I_i) \mathbb{E}[|\mathbb{E}[V|V \in I_i] - V| | V \in I_i].
\end{aligned}$$

As for the second term, it is evident that

$$\sum_{i=1}^m P(V \in I_i) \mathbb{E}[|\mathbb{E}[Y|V \in I_i] - \mathbb{E}[V|V \in I_i]|] = \text{binnedECE}_{\mathcal{D}}(\Gamma, \mathcal{I})$$

and as for the third term,

$$\sum_{i=1}^m P(V \in I_i) \mathbb{E}[|\mathbb{E}[V|V \in I_i] - V| | V \in I_i] \leq \sum_{i=1}^m \mathbb{E}[w(I_i) \mathbb{1}_{V \in I_i}] = w(\Gamma).$$

Finally, the first term can be bounded by using the Lipschitz continuity,

$$\begin{aligned}
&\sum_{i=1}^m P(V \in I_i) \mathbb{E}[|\mathbb{E}[Y|V] - \mathbb{E}[Y|V \in I_i]|] \\
&\leq \sum_{i=1}^m P(V \in I_i) \mathbb{E}[|\mathbb{E}[Y|V] - \mathbb{E}[Y|V_{\mathcal{I}}]|] + \sum_{i=1}^m P(V \in I_i) \mathbb{E}[|\mathbb{E}[Y|V_{\mathcal{I}}] - \mathbb{E}[Y|V \in I_i]|] \\
&\leq L \sum_{i=1}^m P(V \in I_i) \mathbb{E}[|V - \mathbb{E}[V|V \in I_i]| | V \in I_i] \leq Lw(\Gamma)
\end{aligned}$$

where

$$V_{\mathcal{I}} := \sum_{i=1}^m V_{I_i} \cdot \mathbb{1}_{V \in I_i} = \sum_{i=1}^m \mathbb{E}[V|V \in I_i] \cdot \mathbb{1}_{V \in I_i}.$$

The term  $\mathbb{E}[|\mathbb{E}[Y|V_{\mathcal{I}}] - \mathbb{E}[Y|V \in I_i]|] = 0$  holds by the definition of conditional expectation; see also Lemma 1 in Futami & Fujisawa [18]. Thus, we have established Eq. (8).

Next, we consider taking the infimum over all partitions  $\mathcal{I}$ . By combining Claim 6.6 and Lemma 6.7 in Błasiok et al. [5], we obtain:

$$\text{ECE}_{\mathcal{D}}(f) \leq (1 + 2/\epsilon) \underline{\text{dCE}}_{\mathcal{D}}(f) + (1 + L)\epsilon$$

where  $\underline{\text{dCE}}_{\mathcal{D}}(f)$  denotes the lower calibration distance (see Błasiok et al. [5] for the formal definition), and  $\epsilon > 0$  is an arbitrary width parameter. By setting  $\epsilon = \sqrt{\frac{2}{1+L} \underline{\text{dCE}}_{\mathcal{D}}(f)}$  and using the fact that  $\underline{\text{dCE}}_{\mathcal{D}}(f) \leq 2\text{smCE}(f, \mathcal{D})$  from Theorem 7.3 in Błasiok et al. [5], we obtain the desired result.  $\square$

We remark that if the underlying conditional distribution satisfies a continuity condition, then the ECE becomes a consistent calibration metric.

### B.3 Other metrics

As discussed in Błasiok et al. [5] and Gopalan et al. [21], the smooth CE is a special case of the *weighted calibration error* introduced by Gopalan et al. [21].

**Definition 10** (Weighted Calibration Error). *Let  $\mathcal{M}$  be a class of functions  $h : [0, 1] \rightarrow \mathbb{R}$ . The calibration error relative to  $\mathcal{M}$  is defined as*

$$\text{CE}_{\mathcal{D}}(f, \mathcal{M}) := \sup_{h \in \mathcal{M}} \mathbb{E}[h(f(X)) \cdot (Y - f(X))] = \sup_{h \in \mathcal{M}} \langle h(f(X)), Y - f(X) \rangle_{L_2(\mathcal{D})}.$$

In this view, the smooth CE corresponds to  $\text{smCE}(f, \mathcal{D}) = \text{CE}_{\mathcal{D}}(f, \text{Lip}_1([0, 1], [-1, 1]))$ .

For the dual smooth CE, the inverse of the sigmoid function is  $\sigma^{-1}(x) = \log(x/(1-x))$ . When  $g(x) = \sigma^{-1}(f(x))$ , we have:

$$\text{smCE}^{\sigma}(g, \mathcal{D}) = \text{CE}_{\mathcal{D}}(f, \text{Lip}_{1/4}(\mathbb{R}, [-1, 1]) \circ \sigma^{-1})$$

Another important function class is the RKHS  $\mathcal{H}$  associated with a positive definite kernel  $k$ . This space is equipped with the feature map  $\phi : \mathbb{R} \rightarrow \mathcal{H}$  satisfying  $\langle h, \phi(v) \rangle_{\mathcal{H}} = h(v)$ . The associated kernel  $k : \mathbb{R} \times \mathbb{R} \rightarrow \mathbb{R}$  is defined by  $k(u, v) = \langle \phi(u), \phi(v) \rangle_{\mathcal{H}}$ .

Let  $\mathcal{H}_1 := \{h \in \mathcal{H} \mid \|h\|_{\mathcal{H}} \leq 1\}$ . We define the kernel calibration error as  $\text{CE}_{\mathcal{D}}(f, \mathcal{H}_1)$ .

Given samples  $\{(v_1, y_1), \dots, (v_n, y_n)\}$  where  $v_i = f(x_i)$ , the kernel CE under finite samples is defined as

$$\hat{\text{CE}}_{\mathcal{D}}(f, \mathcal{W}_H)^2 := \frac{1}{n^2} \sum_{i,j} (y_i - v_i)k(v_i, v_j)(y_j - v_j).$$

This was first proposed by Kumar et al. [37] as the maximum mean calibration error (MMCE).

A key kernel is the Laplace (exponential) kernel  $k_{\text{Lap}}(u, v) = \exp(-|u - v|)$ , for which it has been shown that

$$\frac{1}{3} \text{smCE}(f, \mathcal{D}) \leq \text{CE}_{\mathcal{D}}(f, \mathcal{H}_1).$$

On the other hand, the Gaussian kernel does not upper bound the smooth CE and has several limitations; see Błasiok et al. [5] for details.

We numerically evaluate the behavior of MMCE with the Laplace kernel and smooth CE in Appendix H.

## C Proof of Section 3

### C.1 Proof of Theorem 1

*Proof.* We begin by leveraging the reformulation of the smooth CE as a linear program introduced by Błasiok et al. [5]. Given a dataset  $S = \{(x_i, y_i)\}_{i=1}^n$  and defining  $v_i = f(x_i)$ , it is known that the smooth CE on  $S$  corresponds to the optimal value of the following optimization problem:

$$\text{smCE}(f, S) = \max_{\{\omega_i\}} \frac{1}{n} \sum_{i=1}^n (y_i - v_i) \omega_i \tag{9}$$

subject to the constraints:

$$-1 \leq \omega_i \leq 1, \quad \forall i, \quad |\omega_i - \omega_j| \leq |v_i - v_j|, \quad \forall i, j.$$

This is a convex linear program whose optimal value exists; see Lemma 7.6 in Błasiok et al. [5]. Note that the optimal solution is not necessarily unique. Nevertheless, given a function  $f$  and dataset  $S$ , the value  $\text{smCE}(f, S)$  is uniquely determined. Let  $\omega_i^*$  denote one such optimal solution. Then, we can write:

$$\text{smCE}(f, S) = \frac{1}{n} \sum_{i=1}^n (y_i - v_i) \omega_i^* = \frac{1}{n} \sum_{i=1}^n \phi(f, z_i)$$

where  $z_i = (x_i, y_i)$ . We denote  $\text{smCE}(f, S_{\text{tr}}) = \phi(f, S_{\text{tr}})$  and  $\text{smCE}(f, S_{\text{te}}) = \phi(f, S_{\text{te}})$ .

As discussed above, although the optimizer  $\omega^*$  may not be unique, the value  $\text{smCE}(f, S)$  is uniquely determined for a fixed  $f$  and dataset  $S$ . Therefore, the uniform upper bound on the smooth CE can be controlled via the supremum over  $f$  when the training and test datasets are fixed. We thus focus on the following inequality:

$$|\text{smCE}(f, \mathcal{D}, S_{\text{te}}) - \text{smCE}(f, \mathcal{D}, S_{\text{tr}})| \leq \sup_{f \in \mathcal{F}} |\phi(f, S_{\text{te}}) - \phi(f, S_{\text{tr}})|$$

Following the standard approach in uniform convergence analysis, we derive the convergence in expectation as follows:

**Lemma 1.** *Under the same setting as Theorem 1, we have*

$$\sup_{f \in \mathcal{F}} |\phi(f, S_{\text{te}}) - \phi(f, S_{\text{tr}})| \leq \mathbb{E}_{S_{\text{te}}, S_{\text{tr}} \sim D^{2n}} \sup_{f \in \mathcal{F}} |\phi(f, S_{\text{te}}) - \phi(f, S_{\text{tr}})| + \sqrt{\frac{\log \frac{1}{\delta}}{n}}.$$

Note that this is not a consequence of Hoeffding's inequality, since

$$\phi(f, S_{\text{tr}}) = \frac{1}{n} \sum_{i=1}^n (y_i - v_i) \omega_i^* = \frac{1}{n} \sum_{i=1}^n \phi(f, z_i)$$

and thus the terms  $\phi(f, z_i)$  are dependent through  $\omega_i^*$ , which is a solution of the linear program in Eq. (9). Since there are  $n$  dependent variables  $\phi(f, z_i)$ , Hoeffding's inequality, which requires independence, is not applicable. To establish Lemma 1, we instead employ McDiarmid's inequality combined with a bounded difference argument; see the proof in Appendix C.2.

Our proof proceeds in three steps: (1) we introduce Rademacher random variables, (2) we evaluate the exponential moment to control the empirical process induced by these variables, and (3) we refine the exponential moment bound via a chaining argument.

We introduce Rademacher random variables to control the empirical process in Lemma 1. Following standard generalization analysis, we aim to apply the symmetrization technique. However, the standard formulation

$$\mathbb{E}_{(S_n, S'_n) \sim D^{2n}} \mathbb{E}_{\sigma} \sup_{f \in \mathcal{F}} \frac{1}{n} \sum_{i=1}^n [\sigma_i \phi(f, Z'_i) - \sigma_i \phi(f, Z_i)]$$

is not suitable for Step (2), as it complicates the evaluation of the exponential moment.

To understand this, let us explicitly express the uniform generalization gap as follows:

$$\begin{aligned} & \mathbb{E}_{S_{\text{te}}, S_{\text{tr}} \sim D^{2n}} \sup_{f \in \mathcal{F}} \phi(f, S_{\text{te}}) - \phi(f, S_{\text{tr}}) \\ &= \mathbb{E}_{(S_n, S'_n) \sim D^{2n}} \sup_{f \in \mathcal{F}} \left( \max_{\omega} \frac{1}{n} \sum_{i=1}^n (y_i - f(x_i)) \omega_i - \max_{\omega'} \frac{1}{n} \sum_{i=1}^n (y'_i - f(x'_i)) \omega'_i \right) \\ &= \mathbb{E}_{(S_n, S'_n) \sim D^{2n}} \sup_{f \in \mathcal{F}} \max_{\omega} \min_{\omega'} \frac{1}{n} \sum_{i=1}^n [(y_i - f(x_i)) \omega_i - (y'_i - f(x'_i)) \omega'_i] \end{aligned} \quad (10)$$

Here, we used the reformulation of the smooth CE over the training dataset via a Lipschitz function. For simplicity, we omit the constraints of the linear program. We now introduce Rademacher variables and demonstrate the difficulty in evaluating the exponential moment.

To simplify the discussion, let us consider the case  $n = 2$ . For a fixed dataset  $S$  and function  $f$ , we have:

$$\begin{aligned} & \mathbb{E}_{\sigma} \max_{\omega} \min_{\omega'} \frac{\sigma_1}{2} [(y_1 - f(x_1)) \omega_1 - (y'_1 - f(x'_1)) \omega'_1] + \frac{\sigma_2}{2} [(y_2 - f(x_2)) \omega_2 - (y'_2 - f(x'_2)) \omega'_2] \\ &= \frac{1}{8} \max_{\omega} \min_{\omega'} (y_1 - f(x_1)) \omega_1 + (y_2 - f(x_2)) \omega_2 - (y'_1 - f(x'_1)) \omega'_1 - (y'_2 - f(x'_2)) \omega'_2 \\ &+ \frac{1}{8} \max_{\omega} \min_{\omega'} (y_1 - f(x_1)) \omega_1 - (y_2 - f(x_2)) \omega_2 - (y'_1 - f(x'_1)) \omega'_1 + (y'_2 - f(x'_2)) \omega'_2 \\ &+ \frac{1}{8} \max_{\omega} \min_{\omega'} -(y_1 - f(x_1)) \omega_1 + (y_2 - f(x_2)) \omega_2 + (y'_1 - f(x'_1)) \omega'_1 - (y'_2 - f(x'_2)) \omega'_2 \\ &+ \frac{1}{8} \max_{\omega} \min_{\omega'} -(y_1 - f(x_1)) \omega_1 - (y_2 - f(x_2)) \omega_2 + (y'_1 - f(x'_1)) \omega'_1 + (y'_2 - f(x'_2)) \omega'_2 \\ &\neq 0 \end{aligned}$$



This non-zero result indicates the challenge in applying exponential moment analysis for Step (2). In standard analysis, this type of expectation is typically zero, which enables the use of tools such as Massart's lemma. Hence, the standard symmetrization technique fails in this setting.

Therefore, we must develop an alternative symmetrization strategy. To illustrate the idea, we begin by introducing only  $\sigma_1$  and consider the following expression:

Eq. (10)

$$= \mathbb{E}_{(S_n, S'_n) \sim D^{2n}} \mathbb{E}_{\sigma_1} \sup_{f \in \mathcal{F}} \max_{\omega} \min_{\omega'} \left[ \frac{\sigma_1}{n} \left( (y_1 - f(x_1)) \left( \frac{1 + \sigma_1}{2} \omega_1 + \frac{1 - \sigma_1}{2} \omega'_1 \right) - (y'_1 - f(x'_1)) \left( \frac{1 + \sigma_1}{2} \omega'_1 + \frac{1 - \sigma_1}{2} \omega_1 \right) \right) + \frac{1}{n} \sum_{i=2}^n ((y_i - f(x_i)) \omega_i - (y'_i - f(x'_i)) \omega'_i) \right]$$

Here,  $\sigma_1$  is a Rademacher random variable. This equality holds because, when  $\sigma_1 = 1$ , the maximization and minimization are unchanged; when  $\sigma_1 = -1$ , the roles of  $\omega_1$  and  $\omega'_1$  are exchanged. However, since we are averaging over  $S$  and  $S'$ , and these datasets are i.i.d., such swapping does not affect the distribution of the expectation. Therefore, the equality holds. This method of introducing Rademacher variables differs fundamentally from the standard symmetrization approach.

We then introduce i.i.d. Rademacher random variables  $\{\sigma_i\}_{i=1}^n$  and consider the following expression:

Eq. (10)

$$= \mathbb{E}_{(S_n, S'_n) \sim D^{2n}} \mathbb{E}_{\sigma} \sup_{f \in \mathcal{F}} \max_{\omega} \min_{\omega'} \left[ \frac{1}{n} \sum_{i=1}^n \sigma_i \left[ (y_i - f(x_i)) \left( \frac{1 + \sigma_i}{2} \omega_i + \frac{1 - \sigma_i}{2} \omega'_i \right) - (y'_i - f(x'_i)) \left( \frac{1 + \sigma_i}{2} \omega'_i + \frac{1 - \sigma_i}{2} \omega_i \right) \right] \right]$$

An important property is that for fixed  $f$  and dataset  $S$ , we have:

$$\mathbb{E}_{\sigma} \max_{\omega} \min_{\omega'} \frac{1}{n} \sum_{i=1}^n \sigma_i \left[ (y_i - f(x_i)) \left( \frac{1 + \sigma_i}{2} \omega_i + \frac{1 - \sigma_i}{2} \omega'_i \right) - (y'_i - f(x'_i)) \left( \frac{1 + \sigma_i}{2} \omega'_i + \frac{1 - \sigma_i}{2} \omega_i \right) \right] = 0. \quad (11)$$

This cancellation becomes evident in the case  $n = 2$ : by expanding the left-hand side above, we obtain

$$\begin{aligned} & \frac{1}{8} \max_{\omega} \min_{\omega'} (y_1 - f(x_1)) \omega_1 + (y_2 - f(x_2)) \omega_2 - (y'_1 - f(x'_1)) \omega'_1 - (y'_2 - f(x'_2)) \omega'_2 \\ & + \frac{1}{8} \max_{\omega} \min_{\omega'} (y_1 - f(x_1)) \omega_1 + (y'_2 - f(x'_2)) \omega_2 - (y'_1 - f(x'_1)) \omega'_1 - (y_2 - f(x_2)) \omega'_2 \\ & + \frac{1}{8} \max_{\omega} \min_{\omega'} (y'_1 - f(x'_1)) \omega_1 + (y_2 - f(x_2)) \omega_2 - (y_1 - f(x_1)) \omega'_1 - (y'_2 - f(x'_2)) \omega'_2 \\ & + \frac{1}{8} \max_{\omega} \min_{\omega'} (y'_1 - f(x'_1)) \omega_1 + (y'_2 - f(x'_2)) \omega_2 - (y_1 - f(x_1)) \omega'_1 - (y_2 - f(x_2)) \omega'_2 \\ & = 0. \end{aligned}$$

This is because the structure of the linear convex problem ensures symmetric cancellation when Rademacher variables are introduced. Therefore, we can proceed the analysis of the exponential moment of Step (2).

We define the integrated empirical process as

$$R(\mathcal{F}, S_n, S'_n) := \mathbb{E}_{\sigma} \sup_{f \in \mathcal{F}} \max_{\omega} \min_{\omega'} \frac{1}{n} \sum_{i=1}^n \sigma_i \phi(f, Z_i, Z'_i),$$

where

$$\phi(f, Z_i, Z'_i) := (y_i - f(x_i)) \left( \frac{1 + \sigma_i}{2} \omega_i + \frac{1 - \sigma_i}{2} \omega'_i \right) - (y'_i - f(x'_i)) \left( \frac{1 + \sigma_i}{2} \omega'_i + \frac{1 - \sigma_i}{2} \omega_i \right).$$

We now derive a bound using a variant of the Massart lemma. For simplicity, assume the function class  $\mathcal{F}$  has finite cardinality  $|\mathcal{F}|$ . This will later be replaced by a covering number. Then for all  $\lambda > 0$ , we have:

$$\begin{aligned}
R(\mathcal{F}, S_n, S'_n) &= \mathbb{E}_\sigma \sup_{f \in \mathcal{F}} \max_{\omega} \min_{\omega'} \frac{1}{n} \sum_{i=1}^n \sigma_i \phi(f, Z_i, Z'_i) \\
&\leq \mathbb{E}_\sigma \frac{1}{\lambda} \log \sum_{f \in \mathcal{F}} \exp \left( \max_{\omega} \min_{\omega'} \frac{\lambda}{n} \sum_{i=1}^n \sigma_i \phi(f, Z_i, Z'_i) \right) \\
&\leq \frac{1}{\lambda} \log \sum_{f \in \mathcal{F}} \mathbb{E}_\sigma \exp \left( \max_{\omega} \min_{\omega'} \frac{\lambda}{n} \sum_{i=1}^n \sigma_i \phi(f, Z_i, Z'_i) \right) \\
&\leq \frac{1}{\lambda} \log \left( |\mathcal{F}| \cdot \mathbb{E}_\sigma \exp \left( \max_{\omega} \min_{\omega'} \frac{\lambda}{n} \sum_{i=1}^n \sigma_i \phi(f, Z_i, Z'_i) \right) \right).
\end{aligned}$$

Since the expectation of the exponential term is 0 from Eq. (11), we apply McDiarmid's inequality:

**Lemma 2.** *Under the above setting, we have*

$$\mathbb{E}_\sigma \exp \left( \max_{\omega} \min_{\omega'} \frac{\lambda}{n} \sum_{i=1}^n \sigma_i \phi(f, Z_i, Z'_i) \right) \leq \exp \left( \frac{\lambda^2}{2n} \right).$$

The proof of this theorem is provided below. Using this, we obtain

$$R(\mathcal{F}, S_n, S'_n) \leq \frac{\log |\mathcal{F}|}{\lambda} + \frac{\lambda}{2n}.$$

Optimizing over  $\lambda$ , we find

$$R(\mathcal{F}, S_n, S'_n) \leq \sqrt{\frac{2 \log |\mathcal{F}|}{n}}.$$

This is a modified version of Massart's lemma since the left-hand side does not represent the classical Rademacher complexity.

Since  $\mathcal{F}$  can be uncountable, we apply a discretization argument using the covering number. By the definition of the supremum, for any  $\epsilon' \in \mathbb{R}^+$ , there exists  $f^* \in \mathcal{F}$  such that

$$\mathbb{E}_\sigma \sup_{f \in \mathcal{F}} \frac{1}{n} \sum_{i=1}^n \sigma_i \phi(f, Z_i, Z'_i) = \mathbb{E}_\sigma \frac{1}{n} \sum_{i=1}^n \sigma_i \phi(f^*, Z_i, Z'_i) + \epsilon'.$$

Here we present a stronger result compared to the theorem presented in the main paper, based on the  $L_2(S_n)$  pseudometric, which is defined as:

$$\|f - f'\|_{L_2(S_n)} := \sqrt{\frac{1}{n} \sum_{i=1}^n |f(X_i) - f'(X_i)|^2}.$$

By the definition of the  $\epsilon$ -covering, for a given  $f^* \in \mathcal{F}$ , there exists  $\tilde{f} \in \mathcal{N}(\epsilon, \mathcal{F}, L_2(S_{2n}))$  such that

$$\|f^* - \tilde{f}\|_{L_2(S_{2n})} \leq \epsilon.$$

We first derive the generalization bound using the  $L_2(S_n)$  pseudometric, and subsequently upper bound it in terms of the  $\|\cdot\|_\infty$  norm. By definition, we have

$$\mathbb{E}_\sigma \max_{\omega} \min_{\omega'} \frac{1}{n} \sum_{i=1}^n \sigma_i \phi(f^*, Z_i, Z'_i) \leq \mathbb{E}_\sigma \max_{\omega} \min_{\omega'} \frac{1}{n} \sum_{i=1}^n \sigma_i \phi(\tilde{f}, Z_i, Z'_i) + 2\epsilon.$$

To prove this, we fix  $\sigma$  and expand the difference:

$$\begin{aligned}
& \frac{1}{n} \sum_{i=1}^n \sigma_i \left[ (y_i - f^*(x_i)) \left( \frac{1+\sigma_i}{2} \omega_i + \frac{1-\sigma_i}{2} \omega'_i \right) - (y'_i - f^*(x'_i)) \left( \frac{1+\sigma_i}{2} \omega'_i + \frac{1-\sigma_i}{2} \omega_i \right) \right] \\
&= \frac{1}{n} \sum_{i=1}^n \sigma_i \left[ (y_i - \tilde{f}(x_i)) \left( \frac{1+\sigma_i}{2} \omega_i + \frac{1-\sigma_i}{2} \omega'_i \right) - (y'_i - \tilde{f}(x'_i)) \left( \frac{1+\sigma_i}{2} \omega'_i + \frac{1-\sigma_i}{2} \omega_i \right) \right] \\
&\quad + \frac{1}{n} \sum_{i=1}^n \sigma_i \left[ (\tilde{f}(x_i) - f^*(x_i)) \left( \frac{1+\sigma_i}{2} \omega_i + \frac{1-\sigma_i}{2} \omega'_i \right) - (\tilde{f}(x'_i) - f^*(x'_i)) \left( \frac{1+\sigma_i}{2} \omega'_i + \frac{1-\sigma_i}{2} \omega_i \right) \right] \\
&\leq (\text{first term}) + \sqrt{\frac{1}{n} \sum_{i=1}^n |\tilde{f}(x_i) - f^*(x_i)|^2} + \sqrt{\frac{1}{n} \sum_{i=1}^n |\tilde{f}(x'_i) - f^*(x'_i)|^2} \\
&\leq (\text{first term}) + 2\epsilon,
\end{aligned}$$

where we used the Cauchy–Schwarz inequality and the bounds  $|\omega_i|, |\omega'_i| \leq 1$ . Taking expectations over  $\sigma$  and maximizing/minimizing over  $\omega, \omega'$ , the result follows.

Thus, we obtain:

$$R(\mathcal{F}, S_n, S'_n) \leq \sqrt{\frac{2 \log N(\epsilon, \mathcal{F}, L_2(S_{2n}))}{n}} + 2\epsilon + \epsilon'. \quad (12)$$

Letting  $\epsilon' \rightarrow 0$ , we have

$$R(\mathcal{F}, S_n, S'_n) \leq 2\epsilon + \sqrt{\frac{2 \log N(\epsilon, \mathcal{F}, L_2(S_{2n}))}{n}}. \quad (13)$$

We can use Eq. (13) for the uniform convergence bound, however, to get the refined dependency, we use the chaining technique; Let  $\epsilon_\ell = 2^{-\ell}$  for  $\ell = 0, 1, 2, \dots$ . Let  $\mathcal{F}_\ell$  be an  $\epsilon_\ell$ -cover of  $\mathcal{F}$  with metric  $L_2(S_{2n})$ , and define  $N_\ell = |\mathcal{F}_\ell| = N(\epsilon_\ell, \mathcal{F}, L_2(S_{2n}))$ . We may set  $\mathcal{F}_0 = \{0\}$  at scale  $\epsilon_0 = 1$ .

For each  $f \in \mathcal{F}$ , we consider  $f_\ell(f) \in \mathcal{F}_\ell$  so that

$$\|f - f_\ell(f)\|_{L_2(S_{2n})} \leq \epsilon_\ell.$$

Based on the standard chaining technique, which uses  $f \in \mathcal{F}$ , we consider the following multi-scale decomposition:

$$f = (f - f_L(f)) + \sum_{\ell=1}^L (f_\ell(f) - g_{\ell-1}(f)).$$

By the triangle inequality, we have

$$\|f_\ell(f) - f_{\ell-1}(f)\|_{L_2(S_n)} \leq \|f_\ell(f) - f\|_{L_2(S_n)} + \|f_{\ell-1}(f) - f\|_{L_2(S_n)} \leq 3\epsilon_\ell.$$

Note that the number of distinct  $f_\ell(f) - f_{\ell-1}(f)$  is at most  $N_\ell N_{\ell-1}$ .

Similar to the derivation of Eqs. (12) and (13), regarding  $\phi(f, Z_i, Z'_i)$  as  $f(Z_i)$ , we need to care that  $2\epsilon$  appears. Therefore, given  $\epsilon$ -cover for  $\mathcal{F}$ ,

$$\|f - f_\ell(f)\|_{L_2(S_{2n})} \leq 2\epsilon_\ell.$$

and

$$\|f_\ell(f) - f_{\ell-1}(f)\|_{L_2(S_n)} \leq \|f_\ell(f) - f\|_{L_2(S_n)} + \|f_{\ell-1}(f) - f\|_{L_2(S_n)} \leq (2+4)\epsilon_\ell.$$

holds if regarding  $\phi(f, Z_i, Z'_i)$  as  $f(Z_i)$  in the above.

Then we can consider the following decomposition;

$$\begin{aligned}
R(\mathcal{F}, S_n, S'_n) &= \mathbb{E}_\sigma \sup_{f \in \mathcal{F}} \frac{1}{n} \sum_{i=1}^n \sigma_i \left[ (f - f_L(f))(Z_i) + \sum_{\ell=1}^L (f_\ell(f) - f_{\ell-1}(f))(Z_i) \right] \\
&\leq \mathbb{E}_\sigma \sup_{f \in \mathcal{F}} \frac{1}{n} \sum_{i=1}^n \sigma_i (f - f_L(f))(Z_i) + \sum_{\ell=1}^L \mathbb{E}_\sigma \sup_{f \in \mathcal{F}} \frac{1}{n} \sum_{i=1}^n \sigma_i (f_\ell(f) - f_{\ell-1}(f))(Z_i) \\
&\leq \epsilon_L + \sum_{\ell=1}^L \sup_{f \in \mathcal{F}} \|f_\ell(f) - f_{\ell-1}(f)\|_{L_2(S_n)} \sqrt{\frac{2 \ln(N_\ell N_{\ell-1})}{n}} \\
&\leq 2\epsilon_L + 6 \sum_{\ell=1}^L \epsilon_\ell \sqrt{\frac{2 \ln(N_\ell N_{\ell-1})}{n}} \\
&\leq 2\epsilon_L + 24 \sum_{\ell=1}^L (\epsilon_\ell - \epsilon_{\ell+1}) \sqrt{\frac{\ln N_\ell}{n}} \\
&\leq 2\epsilon_L + 24 \int_{\epsilon_{L+1}}^{\epsilon_0} \frac{\sqrt{\ln N(\epsilon', \mathcal{F}, L_2(S_n))}}{\sqrt{n}} d\epsilon'.
\end{aligned}$$

Then for any  $\epsilon > 0$ , we pick  $L = \sup\{j : \epsilon_L > 2\epsilon\}$ . We then consider  $\epsilon_{L+1} \leq 2\epsilon$ , which implies  $\epsilon_L \leq 4\epsilon$  and  $\epsilon_L > 2\epsilon$  implies  $\epsilon_{L+1} > \epsilon$ .

Therefore, we have

$$R(\mathcal{F}, S_n, S'_n) \leq \inf_{\epsilon \geq 0} \left[ 8\epsilon + 24 \int_{\epsilon}^1 \frac{\sqrt{\ln N(\epsilon', \mathcal{F}, L_2(S_n))}}{\sqrt{n}} d\epsilon' \right].$$

By definition, we only need to take  $\epsilon \leq 1$ .

Finally using the fact that  $\ln N(\epsilon', \mathcal{F}, L_2(S_n)) \leq \ln N(\epsilon', \mathcal{F}, \|\cdot\|_\infty)$  [55], we obtain the result.  $\square$

Finally, we remark on the case of  $\text{smCE}^\sigma$ . The dual smooth CE under the dataset  $S$  is equivalent to the optimal value of the following optimization problem:

$$\text{smCE}^\sigma(g, S) = \max_{\{\omega_i\}} \frac{1}{n} \sum_{i=1}^n (y_i - v_i) \omega_i$$

subject to the constraints:

$$-1 \leq \omega_i \leq 1, \quad \forall i, \quad |\omega_i - \omega_j| \leq \frac{1}{4} |g(X_i) - g(X_j)|, \quad \forall i, j,$$

where  $v_i = \sigma(g(X_i))$ , and  $\sigma$  denotes the sigmoid function. These constraints can also be rewritten as:

$$-1 \leq \omega_i \leq 1, \quad \forall i, \quad |\omega_i - \omega_j| \leq \frac{1}{4} |\sigma^{-1}(v_i) - \sigma^{-1}(v_j)|, \quad \forall i, j.$$

By definition, the only difference from the standard smooth CE formulation lies in the constraint of the linear program. Since the resulting problem remains a convex optimization, the same proof techniques developed above can be applied to the dual formulation as well. To carry out a similar analysis, it is necessary to bound the range of the logit function  $g$ .

## C.2 Proof of Lemma 1

*Proof.* Since  $\phi(f, S) = \frac{1}{n} \sum_{i=1}^n \phi(f, z_i) = \frac{1}{n} \sum_{i=1}^n (y_i - f(x_i)) \omega_i^*$ , where  $S = \{z_i\}_{i=1}^n$  consists of i.i.d. samples and  $|(y_i - f(x_i)) \omega_i^*| \leq 1$ , one may wish to apply Hoeffding's inequality. However, the coefficients  $\omega_i^*$  are obtained as the solution to a linear program that depends on the dataset  $S_{\text{te}}$ . Consequently, the terms  $(y_i - f(x_i)) \omega_i^*$  are not independent, and Hoeffding's inequality cannot be applied.

Instead, we employ McDiarmid's inequality, which requires only the bounded difference property of  $\phi(f, S_{\text{te}})$ . For completeness, we state McDiarmid's inequality below:

**Lemma 3.** [7] We say that a function  $f : \mathcal{X} \rightarrow \mathbb{R}$  has the bounded difference property if for some nonnegative constants  $c_1, \dots, c_n$ ,

$$\sup_{x_1, \dots, x_n, x'_i \in \mathcal{X}} |f(x_1, \dots, x_n) - f(x_1, \dots, x_{i-1}, x'_i, x_{i+1}, \dots, x_n)| \leq c_i, \quad 1 \leq i \leq n. \quad (14)$$

If  $X_1, \dots, X_n$  are independent random variables taking values in  $\mathcal{X}$  and  $f$  has the bounded difference property with constants  $c_1, \dots, c_n$ , then for any  $t \in \mathbb{R}$ , we have

$$\mathbb{E} \left[ e^{t(f(X_1, \dots, X_n) - \mathbb{E}[f(X_1, \dots, X_n)])} \right] \leq e^{\frac{t^2}{8} \sum_{i=1}^n c_i^2}.$$

Moreover

$$\begin{aligned} \Pr(f(X_1, \dots, X_n) - \mathbb{E}[f(X_1, \dots, X_n)] \geq \epsilon) &\leq e^{\frac{-2\epsilon^2}{\sum_{i=1}^n c_i^2}} \\ \Pr(f(X_1, \dots, X_n) - \mathbb{E}[f(X_1, \dots, X_n)] \leq -\epsilon) &\leq e^{\frac{-2\epsilon^2}{\sum_{i=1}^n c_i^2}} \end{aligned} \quad (15)$$

Therefore, we are required to estimate the constants  $c_i$  in Eq. (14). To this end, consider replacing the  $i$ -th data point  $z_i$  with  $z'_i$ , and let the resulting dataset be denoted by  $S'_n = (z_1, \dots, z_{i-1}, z'_i, z_{i+1}, \dots, z_n)$ . We define the following notation:

$$\text{smCE}(f, S_n) = \frac{1}{n} \sum_{j=1}^n (y_j - f(x_j)) \omega_j^*,$$

where  $\omega_j^*$  is the solution of Eq. (9) given  $f$  and  $S_n$ . Similarly, define

$$\text{smCE}(f, S'_n) = \frac{1}{n} \sum_{j \neq i}^n (y_j - f(x_j)) \omega_j'^* + \frac{1}{n} (y'_i - f(x'_i)) \omega_i'^*,$$

where  $\omega_j'^*$  is the solution of Eq. (9) given  $f$  and  $S'_n$ .

We now evaluate the change in the smooth CE under this replacement:

$$\begin{aligned} \text{smCE}(f, S_n) - \text{smCE}(f, S'_n) &= \frac{1}{n} \sum_{j=1}^n (y_j - f(x_j)) \omega_j^* - \left[ \frac{1}{n} \sum_{j \neq i}^n (y_j - f(x_j)) \omega_j'^* + \frac{1}{n} (y'_i - f(x'_i)) \omega_i'^* \right] \\ &\leq \frac{1}{n} \sum_{j=1}^n (y_j - f(x_j)) \omega_j^* - \left[ \frac{1}{n} \sum_{j \neq i}^n (y_j - f(x_j)) \omega_j^* + \frac{1}{n} (y'_i - f(x'_i)) \omega_i^* \right] \\ &= \frac{1}{n} (y_i - f(x_i)) \omega_i^* - \frac{1}{n} (y'_i - f(x'_i)) \omega_i^* \\ &= \frac{1}{n} (f(x'_i) - f(x_i)) \omega_i^* \leq \frac{1}{n}, \end{aligned}$$

where the inequality uses the definition of  $\omega_i^*$  and the bound  $|\omega_i^*| \leq 1$ . Similarly, we have:

$$\begin{aligned} \text{smCE}(f, S_n) - \text{smCE}(f, S'_n) &= \frac{1}{n} \sum_{j=1}^n (y_j - f(x_j)) \omega_j^* - \left[ \frac{1}{n} \sum_{j \neq i}^n (y_j - f(x_j)) \omega_j'^* + \frac{1}{n} (y'_i - f(x'_i)) \omega_i'^* \right] \\ &\geq \frac{1}{n} \sum_{j=1}^n (y_j - f(x_j)) \omega_j'^* - \left[ \frac{1}{n} \sum_{j \neq i}^n (y_j - f(x_j)) \omega_j^* + \frac{1}{n} (y'_i - f(x'_i)) \omega_i^* \right] \\ &= \frac{1}{n} (y_i - f(x_i)) \omega_i'^* - \frac{1}{n} (y'_i - f(x'_i)) \omega_i'^* \\ &= \frac{1}{n} (f(x'_i) - f(x_i)) \omega_i'^* \geq -\frac{1}{n}. \end{aligned}$$

Combining the two results, we obtain:

$$|\text{smCE}(f, S_n) - \text{smCE}(f, S'_n)| \leq \frac{1}{n}.$$



Thus, the bounded difference constant  $c_i$  in McDiarmid's inequality satisfies:

$$\sup_{\{z_j\}_{j=1}^n, \tilde{z}'_i} |\text{smCE}(f, \mathcal{D}, S_n) - \text{smCE}(f, \mathcal{D}, S'_n)| \leq \frac{1}{n}. \quad (16)$$

Our goal is now to study the uniform stability of the quantity  $\sup_{f \in \mathcal{F}} |\phi(f, S_{\text{te}}) - \phi(f, S_{\text{tr}})|$ . By definition, for any  $\epsilon \in \mathbb{R}^+$ , there exists  $g \in \mathcal{F}$  such that

$$\sup_{f \in \mathcal{F}} |\phi(f, S_{\text{te}}) - \phi(f, S_{\text{tr}})| \leq |\phi(g, S_{\text{te}}) - \phi(g, S_{\text{tr}})| + \epsilon.$$

Therefore, it suffices to study the stability coefficient  $c_i$  for  $|\phi(g, S_{\text{te}}) - \phi(g, S_{\text{tr}})|$ . Consider the combined dataset  $S = S_{\text{te}} \cup S_{\text{tr}} \sim \mathcal{D}^{2n}$ , and analyze the effect of replacing a single data point in  $S$ , which consists of  $2n$  i.i.d. samples.

We first consider the case where the replaced data point is from the training set  $S_{\text{te}} = \{\tilde{z}_i\}_{i=1}^n$ . Let the perturbed dataset be

$$S'_{\text{te}} = (\tilde{z}_1, \dots, \tilde{z}_{i-1}, \tilde{z}'_i, \tilde{z}_{i+1}, \dots, \tilde{z}_n).$$

Then, using the triangle inequality and Eq. (16), we have:

$$\begin{aligned} |\phi(g, S_{\text{te}}) - \phi(g, S_{\text{tr}})| - |\phi(g, S'_{\text{te}}) - \phi(g, S_{\text{tr}})| &\leq |\phi(g, S_{\text{te}}) - \phi(g, S'_{\text{te}})| \leq \frac{1}{n}, \\ |\phi(g, S_{\text{te}}) - \phi(g, S_{\text{tr}})| - |\phi(g, S'_{\text{te}}) - \phi(g, S_{\text{tr}})| &\geq -|\phi(g, S_{\text{te}}) - \phi(g, S'_{\text{te}})| \geq -\frac{1}{n}. \end{aligned}$$

Combining these, we obtain:

$$||\phi(g, S_{\text{te}}) - \phi(g, S_{\text{tr}})| - |\phi(g, S'_{\text{te}}) - \phi(g, S_{\text{tr}})|| \leq \frac{1}{n}.$$

A similar analysis applies when the replaced data point is from the test set  $S_{\text{tr}} = \{z_i\}_{i=1}^n$ . Let the perturbed test set be

$$S'_{\text{tr}} = (z_1, \dots, z_{i-1}, z'_i, z_{i+1}, \dots, z_n).$$

Then,

$$||\phi(g, S_{\text{te}}) - \phi(g, S_{\text{tr}})| - |\phi(g, S_{\text{te}}) - \phi(g, S'_{\text{tr}})|| \leq \frac{1}{n}.$$

Therefore, the bounded difference coefficient for each data point in the combined dataset is

$$c_i = \sup_{\{z_j\}_{j=1}^{2n}, \tilde{z}'_i} |\phi(g, S_{\text{te}}) - \phi(g, S_{\text{tr}}) - (\phi(g, S'_{\text{te}}) - \phi(g, S_{\text{tr}}))| \leq \frac{1}{n},$$

for all  $i = 1, \dots, 2n$ .

Applying McDiarmid's inequality (Eq. (15)) with these coefficients yields:

$$\Pr \left( \sup_{f \in \mathcal{F}} |\phi(f, S_{\text{te}}) - \phi(f, S_{\text{tr}})| - \mathbb{E}_{S_{\text{te}}, S_{\text{tr}} \sim \mathcal{D}^{2n}} \sup_{f \in \mathcal{F}} |\phi(f, S_{\text{te}}) - \phi(f, S_{\text{tr}})| \geq \epsilon \right) \leq \exp(-n\epsilon^2).$$

□

### C.3 Proof of Lemma 2

Similar to the proof of Lemma 1 in Appendix C.2, we use McDiarmid's inequality to evaluate the exponential moment. For this purpose, we need to bound the sensitivity constants in Eq. (14). Recall the definition:

$$\max_{\omega} \min_{\omega'} \frac{\lambda}{n} \sum_{i=1}^n \sigma_i \phi(f, Z_i, Z'_i),$$

where

$$\phi(f, Z_i, Z'_i) := \left[ (y_i - f(x_i)) \left( \frac{1 + \sigma_i}{2} \omega_i + \frac{1 - \sigma_i}{2} \omega'_i \right) - (y'_i - f(x'_i)) \left( \frac{1 + \sigma_i}{2} \omega'_i + \frac{1 - \sigma_i}{2} \omega_i \right) \right].$$

Note that in the special case where  $\sigma_i = 1$  for all  $i \in [n]$ , this quantity reduces to the difference of smooth CEs:

$$\max_{\omega} \min_{\omega'} \frac{\lambda}{n} \sum_{i=1}^n \phi(f, Z_i, Z'_i) = \lambda (\text{smCE}(f, S_n) - \text{smCE}(f, S'_n)). \quad (17)$$

We now fix the dataset and consider changing a single coordinate  $\sigma_j$  from 1 to  $-1$ . This change affects only the  $j$ -th term of the sum. Specifically, for  $\sigma_j = 1$ , the  $j$ -th term is

$$(y_j - f(x_j))\omega_j - (y'_j - f(x'_j))\omega'_j,$$

and for  $\sigma'_j = -1$ , the term becomes

$$(y'_j - f(x'_j))\omega_j - (y_j - f(x_j))\omega'_j.$$

This corresponds to a swap of the training and test inputs in the smooth CE optimization.

To formalize this, define the datasets:

$$\tilde{S}_n = ((x_1, y_1), \dots, (x'_j, y'_j), \dots, (x_n, y_n)), \quad \tilde{S}'_n = ((x'_1, y'_1), \dots, (x_j, y_j), \dots, (x'_n, y'_n)).$$

Then we can write the exponent, where  $\sigma_i = 1$  for  $i \neq j$  and  $\sigma_j = -1$ , as

$$\max_{\omega} \min_{\omega'} \frac{\lambda}{n} \sum_{i \neq j} \phi(f, Z_i, Z'_i) - \frac{\lambda}{n} \phi(f, Z_j, Z'_j) = \lambda (\text{smCE}(f, \tilde{S}_n) - \text{smCE}(f, \tilde{S}'_n)).$$

Using Eq. (16), which bounds the stability of smCE, and combining with Eq. (17), we have:

$$\begin{aligned} & \left| \max_{\omega} \min_{\omega'} \frac{\lambda}{n} \sum_{i=1}^n \phi(f, Z_i, Z'_i) - \left( \max_{\omega} \min_{\omega'} \frac{\lambda}{n} \sum_{i \neq j} \phi(f, Z_i, Z'_i) - \frac{\lambda}{n} \phi(f, Z_j, Z'_j) \right) \right| \\ &= \lambda |\text{smCE}(f, S_n) - \text{smCE}(f, \tilde{S}_n)| + \lambda |\text{smCE}(f, S'_n) - \text{smCE}(f, \tilde{S}'_n)| \\ &\leq \frac{2\lambda}{n}. \end{aligned}$$

Since this bound holds for arbitrary  $j \in [n]$ , we have:

$$\sup_{j \in [n]} \left| \max_{\omega} \min_{\omega'} \frac{\lambda}{n} \sum_{i=1}^n \phi(f, Z_i, Z'_i) - \left( \max_{\omega} \min_{\omega'} \frac{\lambda}{n} \sum_{i \neq j} \phi(f, Z_i, Z'_i) - \frac{\lambda}{n} \phi(f, Z_j, Z'_j) \right) \right| \leq \frac{2\lambda}{n}. \quad (18)$$

The same argument applies to any fixed realization  $\sigma = \sigma|_{\pm}$  of the Rademacher variables ((Here,  $\sigma|_{\pm}$  is the realization, so it is not a random variable)). For each such realization, we can construct the corresponding datasets  $S_{\sigma|_{\pm}}$  and  $S'_{\sigma|_{\pm}}$  used in the smooth CE optimization. Then:

$$\max_{\omega} \min_{\omega'} \frac{\lambda}{n} \sum_{i=1}^n \sigma|_{\pm} \phi(f, Z_i, Z'_i) = \lambda (\text{smCE}(f, S_{\sigma|_{\pm}}) - \text{smCE}(f, S'_{\sigma|_{\pm}})),$$

and changing any single component of  $\sigma$  results in a difference bounded by  $\frac{2\lambda}{n}$ , as in Eq. (18).

Therefore, following the argument in Appendix C.2, we obtain that the sensitivity coefficients satisfy  $c_i = \frac{2\lambda}{n}$  for all  $i \in [n]$ .

Substituting this into Lemma 4 in Appendix C.2 yields the desired exponential moment bound.

#### C.4 Proof of Corollary 1

*Proof.* We begin by defining the empirical Gaussian complexity of  $\mathcal{F}$  as:

$$\mathfrak{G}(\mathcal{F}, S_n) = \mathbb{E}_{\mathbf{g}} \sup_{f \in \mathcal{F}} \frac{1}{n} \sum_{i=1}^n g_i f(Z_i),$$

where  $\mathbf{g} = [g_1, \dots, g_n]$  are independent standard normal random variables, i.e.,  $g_i \sim \mathcal{N}(0, 1)$  for all  $i \in [n]$ .

From the modified version of Sudakov's minoration inequality (Theorem 12.4 in Zhang [60]), we have:

$$\sqrt{\ln \mathcal{N}(\epsilon, \mathcal{F}, L_2(S_{2n}))} \leq \sqrt{\ln M(\epsilon, \mathcal{F}, L_2(S_{2n}))} \leq \frac{2\sqrt{2n} \mathfrak{G}_{\mathcal{D}, 2n}(\mathcal{F})}{\epsilon} + 1.$$

This justifies the reason why we use the covering number based on the  $L_2(S_{2n})$  pseudometric in the derivation of Theorem 1.

As a result, we obtain:

$$\begin{aligned} |\text{smCE}(f, S_{\text{te}}) - \text{smCE}(f, S_{\text{tr}})| &\leq \inf_{\epsilon > 0} \left[ 8\epsilon + 24 \int_{\epsilon}^1 \left( \frac{2\sqrt{2} \mathfrak{G}_{\mathcal{D}, 2n}(\mathcal{F})}{\epsilon'} + \frac{1}{\sqrt{n}} \right) d\epsilon' \right] + \sqrt{\frac{\log(1/\delta)}{n}} \\ &\leq \inf_{\epsilon > 0} \left[ 8\epsilon + 48\sqrt{2} \mathfrak{G}_{\mathcal{D}, 2n}(\mathcal{F}) \log\left(\frac{1}{\epsilon}\right) + \frac{24}{\sqrt{n}} \right] + \sqrt{\frac{\log(1/\delta)}{n}} \\ &\leq \frac{8}{\sqrt{2n}} + 24\sqrt{2} \mathfrak{G}_{\mathcal{D}, 2n}(\mathcal{F}) \log(2n) + \frac{24}{\sqrt{2n}} + \sqrt{\frac{\log(1/\delta)}{n}}, \end{aligned}$$

where we have set  $\epsilon = 1/\sqrt{2n}$  in the final inequality.

Furthermore, from Lemma 4 in Bartlett & Mendelson [3], there exist universal constants  $c$  and  $C$  such that:

$$c \mathfrak{R}_{\mathcal{D}, 2n}(\mathcal{F}) \leq \mathfrak{G}_{\mathcal{D}, 2n}(\mathcal{F}) \leq C \log(2n) \mathfrak{R}_{\mathcal{D}, 2n}(\mathcal{F}).$$

Combining the above results, we conclude:

$$|\text{smCE}(f, S_{\text{te}}) - \text{smCE}(f, S_{\text{tr}})| \leq 24\sqrt{2}C \mathfrak{R}_{\mathcal{D}, 2n}(\mathcal{F})(\log 2n)^2 + \frac{32}{\sqrt{2n}} + \sqrt{\frac{\log(1/\delta)}{n}}.$$

□

### C.5 Proof of Theorem 2

*Proof.* As stated in the main paper, Błasiok et al. [5] proved in Theorem 9.5 that, with probability at least  $1 - \delta$  over the draw of the test dataset,

$$|\text{smCE}(f, \mathcal{D}) - \text{smCE}(f, S_{\text{te}})| \leq 2\mathfrak{R}_{\mathcal{D}, n}(\text{Lip}_1([0, 1], [-1, 1])) + \sqrt{\frac{\log \frac{2}{\delta}}{2n}}. \quad (19)$$

They further showed that there exists a universal constant  $C$  such that

$$\mathfrak{R}_{\mathcal{D}, n}(\text{Lip}_1([0, 1], [-1, 1])) \leq \frac{C}{\sqrt{n}},$$

based on the result of Ambroladze & Shawe-Taylor [1].

Combining this with Theorem 1 and Corollary 1, and applying the triangle inequality, we obtain:

$$\begin{aligned} &\sup_f |\text{smCE}(f, \mathcal{D}) - \text{smCE}(f, S_{\text{tr}})| \\ &\leq \sup_f |\text{smCE}(f, \mathcal{D}) - \text{smCE}(f, S_{\text{te}})| + \sup_f |\text{smCE}(f, S_{\text{te}}) - \text{smCE}(f, S_{\text{tr}})|. \end{aligned}$$

We now allocate the total failure probability  $\delta$  across the two terms using the union bound. Specifically, we set  $\delta \rightarrow \frac{2}{3}\delta$  in Eq. (19), and  $\delta \rightarrow \frac{1}{3}\delta$  in Theorem 1 or Corollary 1. Then, the sum of the confidence terms becomes:

$$\sqrt{\frac{\log \frac{2}{\frac{2}{3}\delta}}{2n}} + \sqrt{\frac{\log \frac{1}{\frac{1}{3}\delta}}{n}} = \left(1 + \frac{1}{\sqrt{2}}\right) \sqrt{\frac{\log \frac{3}{\delta}}{n}} \leq \sqrt{\frac{2 \log \frac{3}{\delta}}{n}}.$$

Thus, we obtain the desired high-probability bound. □

### C.6 Additional remarks about the smooth CE

**Lemma 4.** *Under this setting, for any  $f \in \mathcal{F}$ , there exists  $\tilde{f}$  such that*

$$|\text{smCE}(f, \mathcal{D}, S_n) - \text{smCE}(\tilde{f}, \mathcal{D}, S_n)| \leq \epsilon$$

*Proof.* Then define the corresponding SMCE as

$$\text{smCE}(f, \mathcal{D}, S_n) = \frac{1}{n} \sum_{i=1}^n (y_i - v_i) \omega_i^*$$

and we also have

$$\text{smCE}(\tilde{f}, \mathcal{D}, S_n) = \frac{1}{n} \sum_{i=1}^n (y_i - \tilde{v}_i) \tilde{\omega}_i^*$$

. Then we have

$$\begin{aligned} \text{smCE}(f, \mathcal{D}, S_n) - \text{smCE}(\tilde{f}, \mathcal{D}, S_n) &= \frac{1}{n} \sum_{i=1}^n (y_i - v_i) \omega_i^* - \frac{1}{n} \sum_{i=1}^n (y_i - v_i) \tilde{\omega}_i^* \\ &\leq \frac{1}{n} \sum_{i=1}^n (y_i - v_i) \omega_i^* - \frac{1}{n} \sum_{i=1}^n (y_i - \tilde{v}_i) \tilde{\omega}_i^* \\ &= \frac{1}{n} \sum_{i=1}^n (\tilde{v}_i - v_i) \omega_i^* \\ &\leq \sqrt{\frac{1}{n} \sum_{i=1}^n |f(X_i) - f'(X_i)|^2} \sqrt{\frac{1}{n} \sum_{i=1}^n |\omega_i^*|^2} \\ &\leq \sqrt{\frac{1}{n} \sum_{i=1}^n |f(X_i) - f'(X_i)|^2} \leq \epsilon \end{aligned}$$

where the first inequality is due to the definition of  $\tilde{\omega}^*$  and the second inequality is due to the Cauchy-Schwartz inequality.

As for the other direction, we have

$$\begin{aligned} \text{smCE}(f, \mathcal{D}, S_n) - \text{smCE}(\tilde{f}, \mathcal{D}, S_n) &= \frac{1}{n} \sum_{i=1}^n (y_i - v_i) \omega_i^* - \frac{1}{n} \sum_{i=1}^n (y_i - v_i) \tilde{\omega}_i^* \\ &\geq \frac{1}{n} \sum_{i=1}^n (y_i - v_i) \tilde{\omega}_i^* - \frac{1}{n} \sum_{i=1}^n (y_i - \tilde{v}_i) \tilde{\omega}_i^* \\ &= \frac{1}{n} \sum_{i=1}^n (\tilde{v}_i - v_i) \tilde{\omega}_i^* \\ &\geq -\sqrt{\frac{1}{n} \sum_{i=1}^n |f(X_i) - f'(X_i)|^2} \sqrt{\frac{1}{n} \sum_{i=1}^n |\tilde{\omega}_i^*|^2} \\ &\geq -\sqrt{\frac{1}{n} \sum_{i=1}^n |f(X_i) - f'(X_i)|^2} \leq -\epsilon \end{aligned}$$

In conclusion, we have

$$|\text{smCE}(f, \mathcal{D}, S_n) - \text{smCE}(\tilde{f}, \mathcal{D}, S_n)| \leq \epsilon$$

□

## D Proofs of the gradient boosting tree

### D.1 Proof of Theorem 3

The set of all such trees defines the following function class:

$$\mathcal{T} = \left\{ x \mapsto \sum_{j=1}^J c_j \cdot \mathbb{1}_{\{x \in R_j\}} \mid J \leq 2^m, R_j \text{ disjoint}, c_j \in \mathbb{R} \right\}.$$

Recall that the step size is set to  $w_t = 1/(t+1)$ . Let  $\nabla_{t,i} = \nabla_g \ell(\sigma(g^{(t)}(X_i)), Y_i)$  denote the functional gradient at the  $i$ -th training point.

---

#### Algorithm 1 L1-Constrained Gradient Boosting Tree with Cross-Entropy Loss

---

**Require:** Training data  $S_{\text{tr}} = \{(X_i, Y_i)\}_{i=1}^n$ , base learner  $\psi_\theta \in \mathcal{T}$ , loss function  $\ell_{\text{ent}}$

**Ensure:** Final logit function  $g^{(T)}(x)$

- 1: Initialize  $g^{(0)}(x) = 0$
- 2: **for**  $t = 0, 1, \dots, T-1$  **do**
- 3:   Compute functional gradients:

$$\nabla_{t,i} = \nabla_g \ell_{\text{ent}}(\sigma(g^{(t)}(X_i)), Y_i), \quad i = 1, \dots, n$$

- 4:   (Optionally set step size  $w_t$ )
- 5:   Solve:  $\theta_t = \operatorname{argmin}_{\theta \in \Theta} \frac{1}{n} \sum_{i=1}^n \psi_\theta(X_i) \nabla_{t,i}$
- 6:   Update the model:

$$g^{(t+1)}(x) = g^{(t)}(x) + w_t \left( \psi(\theta_t, x) - g^{(t)}(x) \right)$$

- 7: **end for**
  - 8: **return**  $g^{(T)}(x)$
- 

*Proof.* By the definition of the supremum, there exists  $\eta^*$  such that

$$\sup_{\eta} \frac{1}{n} \sum_{i=1}^n \left[ -\nabla_{t,i} \eta(g^{(t)}(X_i)) \right] \leq \frac{1}{n} \sum_{i=1}^n \left[ -\nabla_{t,i} \eta^*(g^{(t)}(X_i)) \right] + \epsilon.$$

where  $\epsilon \in \mathbb{R}^+$  is any positive constant.

Consider a function  $f(x)$  expressed as a convex combination of base learners:

$$f(x) = \sum_{m=1}^{2M} u_m \psi_{\tilde{\theta}_m}(x),$$

where  $u_m \geq 0$  and  $\sum_{m=1}^{2M} u_m = 1$ . Let  $\Psi$  denote the set of all such convex combinations. We will specify an appropriate choice of  $f$  later.

By definition of the minimizer at each step, for any  $\psi_{\tilde{\theta}_m} \in \mathcal{T}$ , the following holds:

$$w_t \sum_{i=1}^n \nabla_{t,i} \psi_{\theta_t}(X_i) \leq w_t \sum_{i=1}^n \nabla_{t,i} \psi_{\tilde{\theta}_m}(X_i).$$

Multiplying both sides by  $u_m$  and summing over  $m = 1, \dots, 2M$ , we obtain:

$$w_t \sum_{i=1}^n \nabla_{t,i} \psi_{\theta_t}(X_i) \leq w_t \sum_{i=1}^n \nabla_{t,i} f(X_i), \tag{20}$$

where we used the definition of  $f \in \Psi$ .



Next, we show that we can choose  $f = \eta^* + g^{(t)}$ . This is justified as follows: first, note that  $g^{(t)}$  is a convex combination of trees, expressed as

$$g^{(t)} = \sum_{t=0}^{T-1} w_t \prod_{t'=t+1}^{T-1} (1 - w_{t'}) \psi_{\theta_t},$$

and since  $\sum_{t=0}^{T-1} w_t \prod_{t'=t+1}^{T-1} (1 - w_{t'}) \leq 1/2$  by the definition of the step size, we have  $g^{(t)} \in \Psi$ . Therefore, there exists a set of trees such that

$$\nabla_{t,i} g^{(t)}(X_i) = \nabla_{t,i} \sum_{m=1}^M u_m \psi_{\tilde{\theta}_m}(X_i) + \epsilon_1,$$

with  $\sum_{m=1}^M u_m \leq 1/2$  and arbitrarily small  $\epsilon_1$ .

For  $\eta^*$ , since we assume  $m \geq d$ , it is possible to approximate indicator functions using suitable combinations of binary trees. Specifically, for each input  $X_i$ , we can construct an indicator function matching  $\eta^*(g^{(t)}(X_i))$ ; see Breiman [8] for details. Since we assume  $B \geq 2$ , we can approximate

$$\nabla_{t,i} \eta^*(g^{(t)}(X_i)) = \nabla_{t,i} \sum_{m=M+1}^{2M} u_m \psi_{\tilde{\theta}_m}(X_i) + \epsilon_2,$$

with  $\sum_{m=1}^{2M} u_m = 1$  and arbitrarily small  $\epsilon_2$ .

Combining the above, for each  $i \in \{1, \dots, n\}$ , there exists  $f_i \in \Psi$  such that

$$\nabla_{t,i} (g^{(t)}(X_i) + \eta^*(g^{(t)}(X_i))) = \nabla_{t,i} f_i(X_i) + \epsilon_1 + \epsilon_2.$$

Summing over  $i$  and averaging, we obtain:

$$\frac{1}{n} \sum_{i=1}^n \nabla_{t,i} (g^{(t)}(X_i) + \eta^*(g^{(t)}(X_i))) = \frac{1}{n} \sum_{i=1}^n \nabla_{t,i} f_i(X_i) + \epsilon_1 + \epsilon_2.$$

Since each  $f_i \in \Psi$ , combining with Eq. (20), we get:

$$\frac{1}{n} \sum_{i=1}^n \nabla_{t,i} \psi_{\theta_t}(X_i) \leq \frac{1}{n} \sum_{i=1}^n \nabla_{t,i} (g^{(t)}(X_i) + \eta^*(g^{(t)}(X_i))) - \epsilon_1 - \epsilon_2.$$

Rearranging terms gives:

$$-\frac{1}{n} \sum_{i=1}^n \nabla_{t,i} \eta^*(g^{(t)}(X_i)) \leq \frac{1}{n} \sum_{i=1}^n \nabla_{t,i} (g^{(t)}(X_i) - \psi_{\theta_t}(X_i)) - \epsilon_1 - \epsilon_2.$$

We now apply the following lemma:

**Lemma 5.** Assume  $T \geq 2$ ,  $w_t = 1/(t+2)$ , and  $\sup_{\theta} \|\psi_{\theta}(\cdot)\|_{\infty} \leq B$  for some  $B \geq 2$ . Then,

$$\min_{t \in \{0, \dots, T\}} \frac{1}{n} \sum_{i=1}^n \nabla_{t,i} (g^{(t)}(X_i) - \psi_{\theta_t}(X_i)) \leq \frac{6B^2}{T+2}.$$

The proof of this lemma is given in Appendix D.2.

Letting  $\epsilon, \epsilon_1, \epsilon_2 \rightarrow 0$ , we conclude:

$$\min_{t \in \{0, \dots, T\}} \sup_{\eta} \frac{1}{n} \sum_{i=1}^n \left[ -\nabla_{t,i} \eta(g^{(t)}(X_i)) \right] \leq \frac{6B^2}{T+2}.$$

□

## D.2 Proofs of Lemma 5

This lemma is adapted from Theorem 2 in Jaggi [30]. Although the step sizes used in our setting differ slightly from theirs, the proof of their Theorem 2 (see Appendix B) applies directly to the  $\ell_1$ -constrained Gradient Boosted Trees (GBT) in our case. Below, we highlight the key difference in step sizes *under their notation*.

In their Appendix B, when using their notation, modifying the step size leads to the update:

$$h^{(k+1)} < h^{(k)} - \frac{2\beta C - C/\mu^2}{2D^2},$$

where a new factor of 2 appears in the denominator. As a result, we need to set  $\mu = 1/3$  and  $\beta = 6$  in their proof. This modification leads to a change in the constant, and their analysis yields:

$$g^{(k)} \leq \frac{\beta C}{D},$$

in their notation, where  $C = 2C_f$ . From their Appendix D, they show that:

$$C_f \leq \text{dism}_{\|\cdot\|}(\mathcal{D})^2 L,$$

where  $L$  is the Lipschitz constant of the derivative of the loss function.

In our case,  $C_f$  is upper bounded by the squared diameter of the domain and the Lipschitz constant  $L$ . Since each regression tree is uniformly bounded by  $B$ , the diameter is  $2B$ , and we have  $L = 1/4$ . Therefore, we obtain:

$$C_f \leq B^2.$$

Moreover, the parameter  $\delta$  appearing in their theorem is set to  $\delta = 0$  in our setting. Recall that  $D = k + 2$ , thus, by applying Theorem 2 from Jaggi [30] with these constants, we obtain the desired result.

## D.3 Proof of Corollary 2

We first remark that the following relationship holds:

$$\text{smCE}(f, S_{\text{tr}}) \leq \text{smCE}^\sigma(g, S_{\text{tr}}).$$

The proof is nearly identical to that of Lemma 4.7 in Błasiok et al. [6]. By replacing the population expectation over  $\mathcal{D}$  with the empirical expectation over the sample  $S_{\text{tr}}$ , we obtain the result.

Therefore, an upper bound on the dual smooth CE over the training dataset directly implies an upper bound on the standard smooth CE. By combining this with our developed generalization bounds, we obtain the desired result.

We now derive an upper bound on the Rademacher complexity. Using its sub-additive property, we have:

$$\mathfrak{R}_{\mathcal{D},n}(\mathcal{F}) \leq \left( \sum_{t=0}^{T-1} w_t \right) \mathfrak{R}_{\mathcal{D},n}(\mathcal{T}) \leq \mathfrak{R}_{\mathcal{D},n}(\mathcal{T}),$$

where  $\mathcal{T}$  denotes the class of regression trees.

Furthermore, by Theorem 6.25 in Zhang [60], the Rademacher complexity is upper bounded by the covering number:

$$\mathfrak{R}_{\mathcal{D},n}(\mathcal{T}) \leq \inf_{\epsilon > 0} \left[ 4\epsilon + 12 \int_{\epsilon}^1 \sqrt{\frac{\ln N(\epsilon', \mathcal{T}, L_2(S_n))}{n}} d\epsilon' \right].$$

To proceed, we upper bound the covering number for binary regression trees. From Appendix B in Klusowski & Tian [34], we have:

$$\ln N(\epsilon, \mathcal{T}, L_2(S_n)) \leq \ln(nd)^{2^J} \left( \frac{C}{\epsilon^2} \right)^{2^{J+1}}.$$

Therefore, there exists a universal constant  $C > 0$  such that:

$$\mathfrak{R}_{\mathcal{D},n}(\mathcal{T}) \leq C \sqrt{\frac{2^J \log(nd)}{n}}. \quad (21)$$

Finally, substituting Eq. (21) into Theorem 2, we obtain the result.

#### D.4 Misclassification rate

We use the proof of the conditional gradient. Theorem 1 in Jaggi [30] or Theorem 3.8 in Bubeck et al. [9] can be adapted to our setting. Similar to those proofs, we show the result by induction, then we have for  $t = 0, \dots, T$

$$L_n(g^{(t)}) - L_n(g^*) \leq \frac{L(2B)^2}{t+2} = \frac{B^2}{t+2}$$

where  $g^* = \operatorname{argmin}_{g \in \Psi} L_n(g)$  where  $\Psi$  is the class of the convex combination of trees. From the standard theory of the margin classification accuracy, for any  $\gamma > 0$  with probability at least  $1 - \delta$ , we have

$$P_{(X,Y) \sim \mathcal{D}}[(2Y-1)\bar{g}^{(T)}(X) \leq 0] \leq P_{(X,Y) \sim \mathcal{D}_n}[(2Y-1)\bar{g}^{(T)}(X) \leq \rho] + \frac{2}{\rho} \mathfrak{R}_{\mathcal{D},n}(\mathcal{G}) + \sqrt{\frac{\log \frac{1}{\delta}}{2n}}$$

and from the property of the cross entropy loss and the logsite loss, we have

$$P_{(X,Y) \sim \mathcal{D}}[(2Y-1)\bar{g}^{(T)}(X) \leq 0] \leq \frac{1}{\log(1+e^{-\rho})} \left( L_n(g^*) + \frac{B^2}{t+2} \right) + \frac{2}{\rho} \mathfrak{R}_{\mathcal{D},n}(\mathcal{G}) + \sqrt{\frac{\log \frac{1}{\delta}}{2n}}$$

and substituting the estimate of the Rademacher complexity of Eq. (21), we get the misclassification rate bound. Note that this bound does not require the depth assumption, which is required for the smooth CE analysis.

### E Proofs for the kernel boosting

#### E.1 Proof of Eq. (6)

From the margin assumption, the following property holds:

$$\phi(x_i) > \gamma \quad \text{if } y_i = 1, \quad -\phi(x_i) > \gamma \quad \text{if } y_i = 0, \quad \text{for all } (x_i, y_i) \in S_{\text{tr}}.$$

Since  $\phi \in \mathcal{H}$  implies  $-\phi \in \mathcal{H}$ , we define  $\tilde{\phi} := -\phi$ . Then, the margin assumption implies:

$$\tilde{\phi}(x_i) < -\gamma \quad \text{if } y_i = 1, \quad \tilde{\phi}(x_i) > \gamma \quad \text{if } y_i = 0, \quad \text{for all } (x_i, y_i) \in S_{\text{tr}}.$$

We now analyze the gradient in the RKHS under this construction:

$$\begin{aligned} \|\mathcal{T}_k \nabla_g L_n(g)\|_{\mathcal{H}} &= \left\langle \mathcal{T}_k \nabla_g L_n(g), \frac{\mathcal{T}_k \nabla_g L_n(g)}{\|\mathcal{T}_k \nabla_g L_n(g)\|_{\mathcal{H}}} \right\rangle_{\mathcal{H}} \\ &= \sup_{\phi \in \mathcal{H}, \|\phi\|_{\mathcal{H}} \leq 1} \langle \mathcal{T}_k \nabla_g L_n(g), \phi \rangle_{\mathcal{H}} \\ &\geq \left\langle \nabla_g L_n(g), \tilde{\phi} \right\rangle_{L_2(S_n)} \\ &= \frac{1}{n} \sum_{i=1}^n \nabla_g \ell(g(X_i), Y_i) \cdot \tilde{\phi}(X_i) \\ &= \frac{1}{n} \sum_{i=1}^n (\sigma(g(X_i)) - Y_i) \cdot \tilde{\phi}(X_i), \end{aligned} \tag{22}$$

where the last equality follows from the functional gradient.

Using the margin assumption, we obtain:

$$\frac{1}{n} \sum_{i=1}^n (Y_i - \sigma(g(X_i))) \cdot (-\tilde{\phi}(X_i)) \geq \frac{\gamma}{n} \sum_{i=1}^n |\nabla_g \ell(g(X_i), Y_i)|.$$

This completes the proof.

## E.2 Proof of Theorem 4

Assume that the loss function  $L(g)$  is  $M$ -Lipschitz smooth with respect to  $g$ , meaning that for all  $g, g'$ ,

$$L(g') \leq L(g) + \langle \nabla L(g), g' - g \rangle_{L_2(S_n)} + \frac{M}{2} \|g' - g\|_{L_2(S_n)}^2.$$

Plugging in  $g = g^{(t)}$  and  $g' = g^{(t+1)} = g^{(t)} - w_t \mathcal{T}_k \nabla_g L(g^{(t)})$ , we obtain:

$$\begin{aligned} L(g^{(t+1)}) &\leq L(g^{(t)}) - w_t \langle \nabla L(g^{(t)}), \mathcal{T}_k \nabla_g L(g^{(t)}) \rangle_{L_2(S_n)} \\ &\quad + \frac{M}{2} w_t^2 \|\mathcal{T}_k \nabla_g L(g^{(t)})\|_{L_2(S_n)}^2 \\ &\leq L(g^{(t)}) - w_t \|\mathcal{T}_k \nabla_g L_n(g^{(t)})\|_{\mathcal{H}}^2 + \frac{M\Lambda}{2} w_t^2 \|\mathcal{T}_k \nabla_g L_n(g^{(t)})\|_{\mathcal{H}}^2 \\ &= L(g^{(t)}) - w_t \left(1 - \frac{w_t M \Lambda}{2}\right) \|\mathcal{T}_k \nabla_g L_n(g^{(t)})\|_{\mathcal{H}}^2 \\ &\leq L(g^{(t)}) - \frac{w_t}{2} \|\mathcal{T}_k \nabla_g L_n(g^{(t)})\|_{\mathcal{H}}^2, \end{aligned}$$

where the last inequality uses  $w_t \leq \frac{1}{M\Lambda}$ .

Summing over  $t = 0, \dots, T-1$ , we get:

$$\sum_{t=0}^{T-1} \frac{1}{2} w_t \|\mathcal{T}_k \nabla_g L_n(g^{(t)})\|_{\mathcal{H}}^2 \leq L(g^{(0)}).$$

In particular, using constant step size  $w_t = \eta$ , we obtain:

$$\frac{1}{T} \sum_{t=0}^{T-1} \|\mathcal{T}_k \nabla_g L_n(g^{(t)})\|_{\mathcal{H}}^2 \leq \frac{2}{\eta T} L(g^{(0)}).$$

From Eq. (22), we have:

$$\frac{1}{T} \sum_{t=0}^{T-1} \left\| \nabla_g \ell(g^{(t)}(X), Y) \right\|_{L_1(S_n)}^2 \leq \frac{2}{\eta T} L(g^{(0)}).$$

Then, using Jensen's inequality and the definition of  $\bar{g}^{(T)} := \frac{1}{T} \sum_{t=0}^{T-1} g^{(t)}$ , we get:

$$\left\| \nabla_g \ell(\bar{g}^{(T)}(X), Y) \right\|_{L_1(S_n)}^2 \leq \frac{1}{T} \sum_{t=0}^{T-1} \left\| \nabla_g \ell(g^{(t)}(X), Y) \right\|_{L_1(S_n)}^2.$$

Combining these gives:

$$\left\| \nabla_g \ell(\bar{g}^{(T)}(X), Y) \right\|_{L_1(S_n)} \leq \sqrt{\frac{2}{\eta T} L(g^{(0)})}.$$

### Generalization Bound via Rademacher Complexity.

We now evaluate the Rademacher complexity. Since  $\mathcal{F} = \sigma \circ \mathcal{H}$  and  $\sigma$  is  $1/4$ -Lipschitz, Talagrand's contraction lemma yields:

$$\mathfrak{R}_{\mathcal{D},n}(\mathcal{F}) = \mathfrak{R}_{\mathcal{D},n}(\sigma \circ \mathcal{H}) \leq \frac{1}{4} \mathfrak{R}_{\mathcal{D},n}(\mathcal{H}) \leq \frac{\alpha}{4} \sqrt{\frac{\Lambda}{n}},$$

where  $\alpha$  is an upper bound on the RKHS norm  $\|g\|_{\mathcal{H}} \leq \alpha$ , which we estimate below.

Recall the recursion:

$$g^{(T)} = g^{(0)} - \eta \sum_{t=0}^{T-1} \mathcal{T}_k \nabla_g L_n(g^{(t)}).$$

Then:

$$\|g^{(T)}\|_{\mathcal{H}} \leq \|g^{(0)}\|_{\mathcal{H}} + \left\| \eta \sum_{t=0}^{T-1} \mathcal{T}_k \nabla_g L_n(g^{(t)}) \right\|_{\mathcal{H}}.$$

Applying Jensen's inequality:

$$\begin{aligned} \left\| \eta \sum_{t=0}^{T-1} \mathcal{T}_k \nabla_g L_n(g^{(t)}) \right\|_{\mathcal{H}}^2 &\leq \frac{1}{T} \sum_{t=0}^{T-1} \left\| \eta T \mathcal{T}_k \nabla_g L_n(g^{(t)}) \right\|_{\mathcal{H}}^2 \leq \eta^2 T^2 \frac{1}{T} \sum_{t=0}^{T-1} \left\| \mathcal{T}_k \nabla_g L_n(g^{(t)}) \right\|_{\mathcal{H}}^2 \\ &\leq \eta^2 T^2 \frac{2}{\eta T} L(g^{(0)}) \\ &\leq 2\eta T L(g^{(0)}) \end{aligned}$$

Assuming  $\|g^{(0)}\|_{\mathcal{H}} \leq \Lambda'$ , we obtain:

$$\|g^{(T)}\|_{\mathcal{H}} \leq \Lambda' + \sqrt{2\eta T L(g^{(0)})}.$$

Absorbing  $\sqrt{2L(g^{(0)})}$  into a universal constant, we conclude:

$$\alpha = \|g^{(T)}\|_{\mathcal{H}} = \mathcal{O}(\Lambda' + \sqrt{\eta T}).$$

Substituting this into the Rademacher bound yields the final generalization result.

### E.3 Proof of Misclassification rate

Let  $S_n$  denote the empirical distribution of the training dataset. From standard margin-based generalization theory, for any  $\rho > 0$ , with probability at least  $1 - \delta$ , the following inequality holds:

$$P_{(X,Y) \sim \mathcal{D}}[(2Y - 1)\bar{g}^{(T)}(X) \leq 0] \leq P_{(X,Y) \sim S_n}[(2Y - 1)\bar{g}^{(T)}(X) \leq \rho] + \frac{2}{\rho} \mathfrak{R}_{\mathcal{D},n}(\mathcal{G}) + \sqrt{\frac{\log \frac{1}{\delta}}{2n}}.$$

According to Nitanda & Suzuki [47], Nitanda et al. [48], the empirical margin error can be upper-bounded by the functional gradient as follows:

$$P_{(X,Y) \sim S_n}[(2Y - 1)\bar{g}^{(T)}(X) \leq \rho] \leq (1 + e^\rho) \|\nabla_g \ell_{\text{ent}}(\bar{g}^{(T)}(X), Y)\|_{L_1(S_n)}.$$

Combining the above results, we obtain:

$$P_{(X,Y) \sim \mathcal{D}}[(2Y - 1)\bar{g}^{(T)}(X) \leq 0] \leq \frac{(1 + e^\rho)}{\gamma} \sqrt{\frac{L_n(g^{(0)})}{\eta T}} + \frac{2(\Lambda' + \sqrt{2\eta T L(g^{(0)})})}{\rho} \sqrt{\frac{\Lambda}{n}} + \sqrt{\frac{\log \frac{1}{\delta}}{2n}}.$$

This result illustrates a trade-off with respect to  $\eta T$ , which balances the training misclassification rate and the complexity of the hypothesis class.

### E.4 Proof of Corollary 4

We first remark that both the smooth calibration error and the misclassification rate exhibit similar asymptotic behavior with respect to  $n$  and  $\eta T$ . By substituting the given hyperparameters into the bound presented in Theorem 4, we obtain the desired result.

## F Formal settings of the two-layer neural network

### F.1 Formal results for the smooth CE

Here we provide the formal setting of the results from Nitanda et al. [48]. We assume  $Y = \{\pm 1\}$  and denote by  $\nu$  the true probability measure on  $\mathcal{X} \times \mathcal{Y}$ , and by  $\nu_n$  the empirical measure based on samples  $\{(X_i, Y_i)\}_{i=1}^n$  drawn independently from  $\nu$ , i.e.,

$$d\nu_n(X, Y) = \frac{1}{n} \sum_{i=1}^n \delta_{(X_i, Y_i)}(X, Y) dX dY,$$

where  $\delta$  denotes the Dirac delta function. In the main paper, we consider labels in  $\tilde{Y} = \{0, 1\}$ ; here, we convert them to  $Y = 2\tilde{Y} - 1$ , so the distribution  $\mathcal{D}$  over  $\mathcal{X} \times \tilde{Y}$  becomes  $\mu$  over  $\mathcal{X} \times Y$ .

The marginal distributions of  $\nu$  and  $\nu_n$  over  $\mathcal{X}$  are denoted by  $\nu_{\mathcal{X}}$  and  $\nu_{\mathcal{X},n}$ , respectively. For  $s \in \mathbb{R}$  and  $y \in \mathcal{Y}$ , let  $\ell(s, y)$  denote the logistic loss:

$$\ell(s, y) = \log(1 + \exp(-ys)).$$

We remark that given a logit value  $s$ , the predicted probability of  $Y = 1$  is  $p = \sigma(s)$ , and the loss can also be written as  $\ell(s, y) = \frac{y+1}{2} \log p + \frac{1-y}{2} \log(1-p)$ . Replacing  $Y$  with  $\tilde{Y}$  recovers the standard cross-entropy loss:  $\ell(s, \tilde{y}) = \tilde{y} \log p + (1-\tilde{y}) \log(1-p)$ .

The empirical objective to be minimized is defined as

$$L_n(\theta) := \mathbb{E}_{(X,Y) \sim \nu_n} [\ell(g_\theta(X), Y)] = \frac{1}{n} \sum_{i=1}^n \ell(g_\theta(X_i), Y_i),$$

where  $g_\theta : \mathcal{X} \rightarrow \mathbb{R}$  is a two-layer neural network parameterized by  $\theta = (\theta_r)_{r=1}^m$ . When treating the function  $g_\theta$  as the variable of the objective, we also write  $L_n(g_\theta) := L_n(\theta)$ .

We now introduce the following formal assumptions.

**Assumption 1.**

- (A1) Assume that  $\text{supp}(\nu_{\mathcal{X}}) \subset \{x \in \mathcal{X} \mid \|x\|_2 \leq 1\}$ . Let  $\sigma$  be a  $C^2$ -class function, and there exist constants  $K_1, K_2 > 0$  such that

$$\|\sigma'\|_\infty \leq K_1 \quad \text{and} \quad \|\sigma''\|_\infty \leq K_2.$$

- (A2) A distribution  $\mu_0$  on  $\mathbb{R}^d$ , used for the initialization of  $\theta_r$ , has a sub-Gaussian tail bound: there exist constants  $A, b > 0$  such that

$$\mathbb{P}_{\theta^{(0)} \sim \mu_0} [\|\theta^{(0)}\|_2 \geq t] \leq A \exp(-bt^2).$$

- (A3) Assume that the number of hidden units  $m \in \mathbb{Z}_+$  is even. The constant parameters  $(a_r)_{r=1}^m$  and parameters  $\theta^{(0)} = (\theta_r^{(0)})_{r=1}^m$  are initialized symmetrically as follows:

$$a_r = 1 \quad \text{for } r \in \left\{1, \dots, \frac{m}{2}\right\}, \quad a_r = -1 \quad \text{for } r \in \left\{\frac{m}{2} + 1, \dots, m\right\},$$

and

$$\theta_r^{(0)} = \theta_{r+\frac{m}{2}}^{(0)} \quad \text{for } r \in \left\{1, \dots, \frac{m}{2}\right\},$$

where the initial parameters  $(\theta_r^{(0)})_{r=1}^{m/2}$  are independently drawn from the distribution  $\mu_0$ .

- (A4) Assume that there exist  $\gamma > 0$  and a measurable function  $v : \mathbb{R}^d \rightarrow \{w \in \mathbb{R}^d \mid \|w\|_2 \leq 1\}$  such that the following inequality holds for all  $(x, y) \in \text{supp}(\nu) \subset \mathcal{X} \times \mathcal{Y}$ :

$$y \left\langle \partial_\theta \sigma(\theta^{(0)} \cdot x), v(\theta^{(0)}) \right\rangle_{L^2(\mu_0)} = y \mathbb{E}_{\theta^{(0)} \sim \mu_0} \left[ \partial_\theta \sigma(\theta^{(0)\top} x) \cdot v(\theta^{(0)}) \right] \geq \gamma.$$

**Remark.** Clearly, many activation functions (sigmoid, tanh, and smooth approximations of ReLU such as swish) satisfy assumption (A1). Typical distributions, including the Gaussian distribution, satisfy (A2). The purpose of the symmetrized initialization (A3) is to uniformly bound the initial value of the loss function  $L_n(\theta^{(0)})$  over the number of hidden units  $m$ . This initialization leads to  $f_{\theta^{(0)}}(x) = 0$ , resulting in  $L_n(\theta^{(0)}) = \log(2)$ . Assumption (A4) implies the separability of a dataset using the neural tangent kernel. We next discuss the validity of this assumption.

**Theorem 6** (Global Convergence, Theorem 2 in Nitanda et al. [48]). *Suppose Assumption 1 holds. We set constant  $K$  as*

$$K = K_1^4 + 2K_1^2 K_2 + K_1^4 K_2^2.$$

*For all  $\beta \in [0, 1)$ ,  $\delta \in (0, 1)$ , and  $m \in \mathbb{Z}_+$  such that*

$$m \geq \frac{16K_1^2}{\gamma^2} \log \frac{2n}{\delta},$$

consider gradient descent (6) with learning rate

$$0 < w \leq \min \left\{ \frac{1}{m^\beta}, \frac{4m^{2\beta-1}}{K_1^2 + K_2} \right\},$$

and the number of iterations

$$T \leq \left\lfloor \frac{m\gamma^2}{32wK_2^2 \log(2)} \right\rfloor.$$

Then, with probability at least  $1 - \delta$  over the random initialization, we have:

$$\frac{1}{T} \sum_{t=0}^{T-1} \|\nabla_g L_n(g_{\theta^{(t)}})\|_{L^1(\nu_{\mathcal{X},n})}^2 \leq \frac{16 \log(2)}{\gamma^2 T} \left( \frac{m^{2\beta-1}}{w} + K \right).$$

where we define the  $L^1$ -norm of the functional gradient as

$$\|\nabla_g L_n(g_\theta)\|_{L^1(\nu_{\mathcal{X},n})} := \frac{1}{n} \sum_{i=1}^n |\partial_g \ell(g_\theta(X_i), Y_i)| = \frac{1}{2n} \sum_{i=1}^n |Y_i - 2p_\theta(Y = 1 | x_i) + 1|.$$

The result above corresponds to Eq. (7). This bound provides a guarantee on the training smooth CE. Proposition 8 in Nitanda et al. [48] yields estimates for the Rademacher complexity and covering numbers.

**Theorem 7** (Proposition 8 in Nitanda et al. [48]). *Suppose Assumptions (A1) and (A2) hold. Let  $\forall w > 0$ ,  $\forall m \in \mathbb{Z}_+$ ,  $\forall T \in \mathbb{Z}_+$ ,  $\forall \delta \in (0, 1)$ , and  $\forall S$  of size  $n$ . Then, there exists a universal constant  $C > 0$  such that with probability at least  $1 - \delta$  with respect to the initialization of  $\Theta^{(0)}$ , the empirical Rademacher complexity satisfies:*

$$\begin{aligned} \hat{\mathfrak{R}}_S(\mathcal{F}) &\leq C m^{1/2-\beta} D_{w,m,T} (1 + K_1 + K_2) \\ &\quad \cdot \sqrt{\frac{d}{n} \log \left( n(1 + K_1 + K_2) \left( \log(m/\delta) + D_{w,m,T}^2 \right) \right)}. \end{aligned}$$

where

$$D_{w,m,T} = \sqrt{wT}$$

Moreover, when  $\sigma$  is convex and  $\sigma(0) = 0$ , with probability at least  $1 - \delta$  over a random initialization of  $\theta^{(0)}$ , we have:

$$\hat{\mathfrak{R}}_S(\mathcal{F}) \leq \frac{8K_1 m^{1/2-\beta}}{\sqrt{n}} \left( D_{w,m,T} + \sqrt{\frac{\log(Am/\delta)}{b}} \right).$$

By substituting Theorems 6 and 7 into the uniform convergence bound in Theorem 2, we obtain the following guarantee on the smooth CE for two-layer neural networks.

**Corollary 6.** *Suppose Assumption 1 and the settings of Theorem 6 hold. Then with probability  $1 - \delta$  over the random draw of  $S_{\text{tr}}$  and initial parameter  $\theta_0$ , we have*

$$\begin{aligned} \min_{t \in \{0, \dots, T-1\}} \text{smCE}^\sigma(g_{\theta^{(t)}}, \mu) &\leq C_1 \sqrt{\frac{1}{\gamma^2 T} \left( \frac{m^{2\beta-1}}{w} + K \right)} + \\ &\quad \frac{C_2}{\sqrt{n}} + C_3 m^{1/2-\beta} D_{w,m,T} (1 + K_1 + K_2) \cdot \\ &\quad \cdot \sqrt{\frac{d}{n} \log \left( n(1 + K_1 + K_2) \left( \log(m/\delta) + D_{w,m,T}^2 \right) \right)} + \frac{3 + \sqrt{2}}{2} \sqrt{\frac{\log \frac{5}{\delta}}{n}}. \end{aligned} \tag{25}$$

where  $C_1, \dots, C_3$  are universal constants.

Moreover, when  $\sigma$  is convex and  $\sigma(0) = 0$ , with probability at least  $1 - \delta$  over the random draw of  $S_{\text{tr}}$  and initial parameter  $\theta_0$ , such that we have:

$$\begin{aligned} \min_{t \in \{0, \dots, T-1\}} \text{smCE}^\sigma(g_{\theta^{(t)}}, \mu) &\leq C_1 \sqrt{\frac{1}{\gamma^2 T} \left( \frac{m^{2\beta-1}}{w} + K \right)} + \\ &\quad \frac{C_2}{\sqrt{n}} + \frac{C_4 K_1 m^{1/2-\beta}}{\sqrt{n}} \left( D_{w,m,T} + \sqrt{\frac{\log(Am/\delta)}{b}} \right) + \frac{3 + \sqrt{2}}{2} \sqrt{\frac{\log \frac{5}{\delta}}{n}}. \end{aligned}$$

where  $C_4$  is a universal constant.



*Proof.* We use the following upper bound

$$\mathfrak{R}_{\mathcal{D}, 2n}(\mathcal{F}) \leq \hat{\mathfrak{R}}_S(\mathcal{F}) + \sqrt{\frac{\log \frac{2}{\delta}}{4n}} \quad (26)$$

where  $S$  is the size  $2n$  dataset drawn i.i.d from  $\nu$ . Then we set  $\delta \rightarrow \frac{2}{5}\delta$  in Eq. (26), and  $\delta \rightarrow \frac{3}{5}\delta$  in Theorem 2. Then, the sum of the confidence terms becomes:

$$\sqrt{\frac{\log \frac{2}{\frac{2}{5}\delta}}{4n}} + \left(1 + \frac{1}{\sqrt{2}}\right) \sqrt{\frac{\log \frac{3}{\frac{3}{5}\delta}}{n}} = \left(1 + \frac{1}{2\sqrt{2}}\right) \sqrt{\frac{\log \frac{5}{\delta}}{n}} = \frac{3 + \sqrt{2}}{2} \sqrt{\frac{\log \frac{5}{\delta}}{n}}$$

□

For completeness, we include the result on the misclassification error, adapted from Theorem 4 in Nitanda & Suzuki [47]:

**Theorem 8** (Theorem 4 in Nitanda & Suzuki [47]). *Suppose Assumption 1 and the settings of Theorem 6 hold. Fix  $\forall \epsilon > 0$ . Then, with probability at least  $1 - 3\delta$  over a random initialization and random choice of training dataset  $S_{\text{tr}}$ , we have*

$$\begin{aligned} \min_{t \in \{0, \dots, T-1\}} \mathbb{P}_{(X, Y) \sim \nu} [Y g_{\theta^{(t)}}(X) \leq 0] &\leq C_5(1 + \exp(\epsilon))C_{w, m, T} + 3\sqrt{\frac{\log(2/\delta)}{2n}} \\ &+ C_6 m^{1/2-\beta} D_{w, m, T}(1 + K_1 + K_2) \cdot \sqrt{\frac{d}{n} \log \left( n(1 + K_1 + K_2) \left( \log(m/\delta) + D_{w, m, T}^2 \right) \right)}, \end{aligned}$$

where

$$C_{w, m, T} = \gamma^{-1} T^{-1/2} \left( m^{\beta-1/2} w^{-1/2} + \sqrt{K} \right)$$

and  $C_5$  and  $C_6$  are universal constants.

Moreover, when  $\sigma$  is convex and  $\sigma(0) = 0$ , we can avoid the dependence on the dimension  $d$ . With probability at least  $1 - 3\delta$  over a random initialization and random choice of training dataset  $S_{\text{tr}}$ ,

$$\begin{aligned} \min_{t \in \{0, \dots, T-1\}} \mathbb{P}_{(X, Y) \sim \nu} [Y g_{\theta^{(t)}}(X) \leq 0] &\leq C_5(1 + \exp(\epsilon))C_{w, m, T} + 3\sqrt{\frac{\log(2/\delta)}{2n}} \\ &+ C_7 K_1 m^{1/2-\beta} \frac{1}{\epsilon \sqrt{n}} \left( D_{w, m, T} + \sqrt{\frac{\log(Am/\delta)}{b}} \right). \end{aligned}$$

where  $C_7$  is a universal constant.

## F.2 Formal statement for Corollary 5

We restate Corollary 5 with formal assumptions

**Corollary 7.** *Suppose Assumption 1 and the settings of Theorem 6 hold. If for any  $\epsilon > 0$ , the hyperparameters satisfy one of the following:*

- (i)  $\beta \in [0, 1)$ ,  $m = \Omega(\gamma^{\frac{-2}{1-\beta}} \epsilon^{\frac{-1}{1-\beta}})$ ,  $T = \Omega(\gamma^{-2} \epsilon^{-2})$ ,  $w = \Theta(\gamma^{-2} \epsilon^{-2} T^{-1} m^{2\beta-1})$ ,  $n = \tilde{\Omega}(\gamma^{-2} \epsilon^{-4})$ ,
- (ii)  $\beta = 0$ ,  $m = \Theta(\gamma^{-2} \epsilon^{-3/2} \log(1/\epsilon))$ ,  $T = \Theta(\gamma^{-2} \epsilon^{-1} \log^2(1/\epsilon))$ ,  $w = \Theta(m^{-1})$ ,  $n = \tilde{\Omega}(\epsilon^{-2})$ , then with probability at least  $1 - \delta$ , gradient descent with the stepsize  $w$  finds a parameter  $\theta^{(t)}$  satisfying  $\text{smCE}(g_{\theta^{(t)}}, S_{\text{tr}}) \leq \epsilon$  and  $\mathbb{P}_{(X, Y) \sim \nu} [Y g_{\theta^{(t)}}(X) \leq 0] \leq \epsilon$  within  $T$  iterations.

*Proof.* The guarantee for the misclassification rate is adapted from Corollary 3 in Nitanda & Suzuki [47]. As for the smooth CE, since the complexity terms in the misclassification bound (Theorem 8) and the smooth CE bound (Corollary 6) are of the same order, we also obtain a corresponding guarantee for the smooth CE. □

## G Relationships of the proper scoring rule and functional gradient

In the main paper, we discussed the relationships involving the functional gradient only over the training dataset. Here, we provide the corresponding results for the population smooth CE.

We begin by connecting the post-processing gap with the functional gradient. First, we recall the definition of the functional gradient:

**Definition 11.** Let  $\mathcal{H}$  be a Hilbert space and  $h$  be a function on  $\mathcal{H}$ . For  $\xi \in \mathcal{H}$ , we say that  $h$  is Fréchet differentiable at  $\xi$  in  $\mathcal{H}$  if there exists an element  $\nabla_\xi h(\xi) \in \mathcal{H}$  such that

$$h(\zeta) = h(\xi) + \langle \nabla_\xi h(\xi), \zeta - \xi \rangle_{\mathcal{H}} + o(\|\xi - \zeta\|_{\mathcal{H}}).$$

Moreover, for simplicity, we refer to  $\nabla_\xi h(\xi)$  as the functional gradient.

See Luenberger [40] for more details.

Next, we focus on the case of the squared loss. To simplify the notation, we express  $r(f(x)) = f(x) + h(f(x))$  where  $h$  is the post-processing function in the definition of the smooth CE. Then we set  $h \rightarrow \ell_{\text{sq}}$ ,  $\zeta \rightarrow f(x)$ , and  $\xi \rightarrow r(f(x))$  in the definition of the functional gradient. This results in the following relation.

$$\begin{aligned} \ell_{\text{sq}}(f(x), y) & \\ &= \ell_{\text{sq}}(r(f(x)), y) - \nabla_f \ell_{\text{sq}}(f(x), y) \cdot (r(f(x)) - f(x)) - \frac{1}{2} \|r(f(x)) - f(x)\|^2, \end{aligned} \quad (27)$$

where  $\nabla_f \ell_{\text{sq}}(f(x), y)$  denotes the partial derivative of  $\ell_{\text{sq}}(f, y)$  with respect to  $f$ . Thus, we observe that  $\nabla_f \ell_{\text{sq}}(f(x), y)$  corresponds to the functional gradient. Therefore,

$$\begin{aligned} \text{smCE}(f, \mathcal{D})^2 &\leq \text{pGap}(f, \mathcal{D}) = \sup_h \mathbb{E} \left[ -\nabla_f \ell_{\text{sq}}(f(X), Y) \cdot h(f(X)) - \frac{1}{2} \|h(f(X))\|^2 \right] \\ &\leq \sup_h \mathbb{E} [-\nabla_f \ell_{\text{sq}}(f(X), Y) \cdot h(f(X))], \end{aligned}$$

where the supremum is taken over all 1-Lipschitz functions.

Next, for the cross-entropy loss, recall that  $\nabla_s^2 \ell^\psi(s, y) = p(1-p)$ , where  $p = \text{pred}_\psi(s) = e^s / (1 + e^s)$ . This implies that the cross-entropy loss is  $1/4$ -Lipschitz with respect to  $s$ . Therefore, by Taylor's theorem, there exists  $\tilde{p} \in (0, 1/4]$  such that

$$\ell^\psi(g(x), y) = \ell^\psi(r(g(x)), y) - \nabla_g \ell^\psi(g(x), y) \cdot (r(g(x)) - g(x)) - \frac{1}{2} \tilde{p}(1 - \tilde{p}) \|r(g(x)) - g(x)\|^2. \quad (28)$$

Thus, we obtain

$$\begin{aligned} 2\text{smCE}^{(\sigma)}(g, \mathcal{D})^2 &\leq \text{pGap}^{(\psi, 1/4)}(g, \mathcal{D}) \\ &= \sup_h \mathbb{E} \left[ -\nabla_g \ell^\psi(g(X), Y) \cdot h(g(X)) - \frac{1}{2} \tilde{p}(1 - \tilde{p}) \|h(g(X))\|^2 \right] \\ &\leq \sup_h \mathbb{E} [-\nabla_g \ell^\psi(g(X), Y) \cdot h(g(X))], \end{aligned}$$

where the supremum is taken over all  $1/4$ -Lipschitz functions.

From Eqs. (27) and (28), we obtain upper bounds on the training smooth CE in terms of the functional gradient evaluated on the training dataset:

$$\text{smCE}(f, S_{\text{tr}})^2 \leq \sup_\eta \frac{1}{n} \sum_{i=1}^n [-\nabla_f \ell_{\text{sq}}(f(X_i), Y_i) \cdot \eta(f(X_i))],$$

and

$$2\text{smCE}^{(\psi, 1/4)}(g, S_{\text{tr}})^2 \leq \sup_\eta \frac{1}{n} \sum_{i=1}^n [-\nabla_g \ell^\psi(g(X_i), Y_i) \cdot \eta(g(X_i))].$$

Finally, we remark on the case of general proper losses. As discussed in Appendix A, the post-processing gap can be defined more generally. If the loss is Fréchet differentiable, then similar relationships to those derived above for the cross-entropy loss can be obtained.

## H Experiment

In this section, we numerically validate our theoretical findings regarding smooth CE for GBTs and two-layer neural networks presented in Section 4.

We evaluate the behavior of several metrics on both training and test datasets, including cross-entropy loss, accuracy, functional gradient norm (denoted as "Func Grad" in the experiments), and binning ECE, MMCE, and smooth CE. These evaluations are conducted by varying the number of iterations  $T$  and the training dataset size  $n$ . Each experiment is repeated 10 times with different random seeds, and we report the mean and standard deviation.

For the binning ECE, we use 10 equally spaced bins. For MMCE, we use the Laplacian kernel with a bandwidth set to 1. Definitions and additional details of the calibration metrics are provided in Appendix B.

### H.1 Gradient Boosting Trees

We conduct numerical experiments on the  $L_1$  Gradient Boosting Tree with cross-entropy loss, as described in Algorithm 1. The main objective is to investigate how the training and test smooth CE behave on both toy and real datasets, as predicted by Theorem 3 and Corollary 2.

The toy dataset consists of two classes with equal probability, i.e.,

$$P(Y = 0) = P(Y = 1) = \frac{1}{2}.$$

Given the class label  $Y \in \{0, 1\}$ , the conditional distribution of  $X \in \mathbb{R}^2$  is:

$$\begin{aligned} X | Y = 0 &\sim N \left( \begin{bmatrix} -1.3 \\ -1 \end{bmatrix}, \begin{bmatrix} (1.2 \cdot 1.3)^2 & 0 \\ 0 & 1.2^2 \end{bmatrix} \right), \\ X | Y = 1 &\sim N \left( \begin{bmatrix} 1 \\ 1.3 \end{bmatrix}, \begin{bmatrix} 1.2^2 & 0 \\ 0 & (1.2 \cdot 1.3)^2 \end{bmatrix} \right). \end{aligned} \quad (29)$$

These distributions have overlapping supports for  $Y = 1$  and  $Y = 0$ .

First, we set  $m = 3$ , which satisfies the condition  $m \geq d$ , and present the results in Figure 1. In Figure 1(a), we fix the training dataset size ( $n = 200$ ) and increase the number of boosting iterations  $T$ . The left panel shows the behavior of the metrics on the training dataset, the middle panel shows the same metrics on the test dataset, and the right panel reports the generalization gaps for both log loss and smooth CE. From the left panel, we observe that both the cross-entropy loss and smooth CE decrease as  $T$  increases, consistent with Theorem 3. In contrast, the middle panel shows that neither metric necessarily decreases on the test dataset as  $T$  increases. This is consistent with the well-known overfitting behavior of boosting, and demonstrates that smooth CE exhibits overfitting trends similar to those of the cross-entropy loss, as predicted by Corollary 2. The right panel confirms this overfitting phenomenon for both cross-entropy loss and smooth CE.

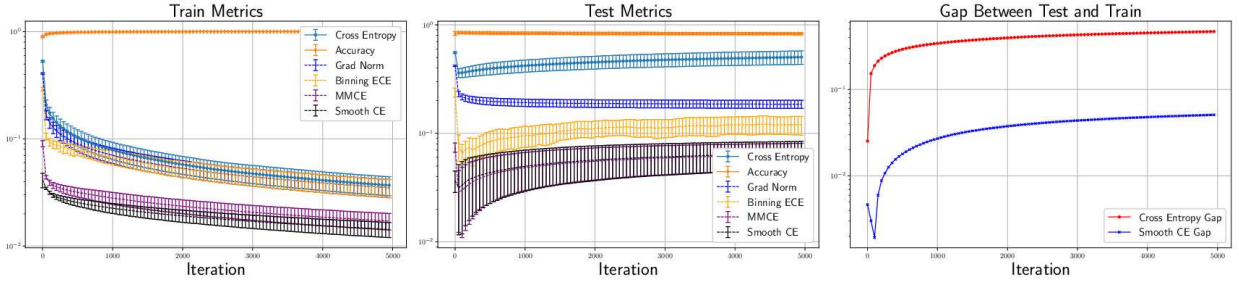
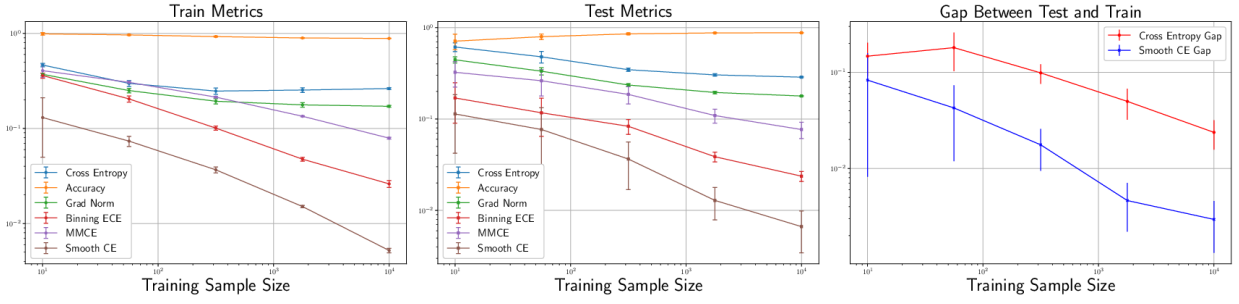
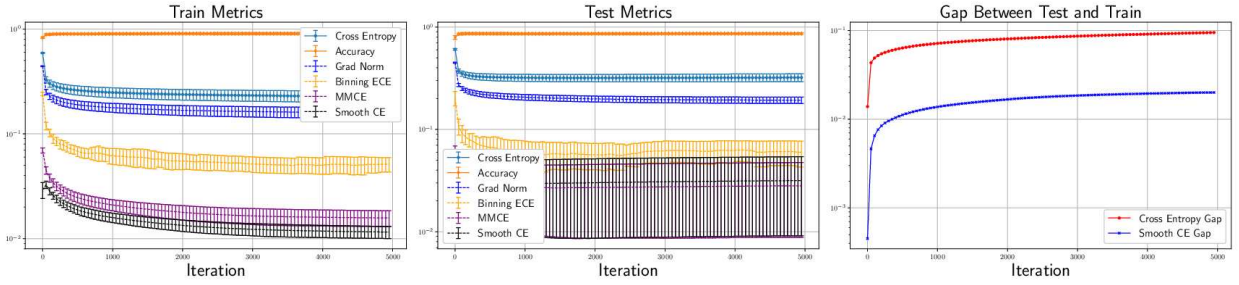
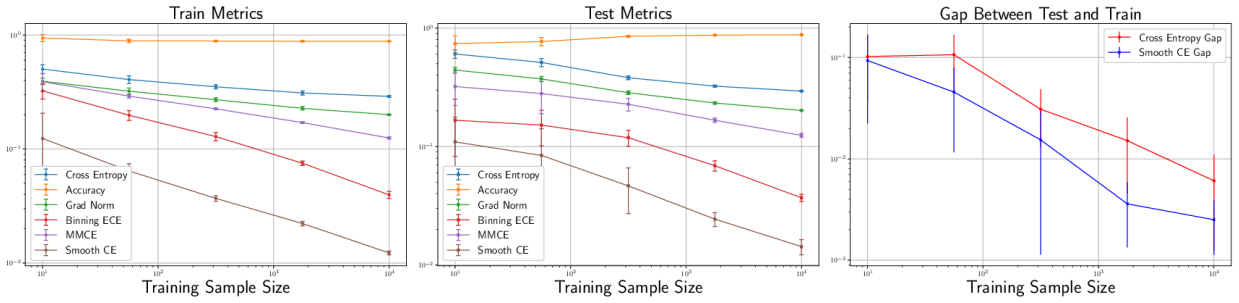
Next, we investigate how these metrics behave as the training sample size  $n$  increases. Motivated by Corollary 2, we scale the number of boosting iterations  $T$  proportionally to  $\sqrt{n}$ . The results are shown in Figure 1(b). We observe that the test calibration metrics decrease monotonically as  $n$  increases, indicating improved generalization. These results show that GBTs, when trained with sufficient samples, can achieve both high accuracy and low smooth CE.

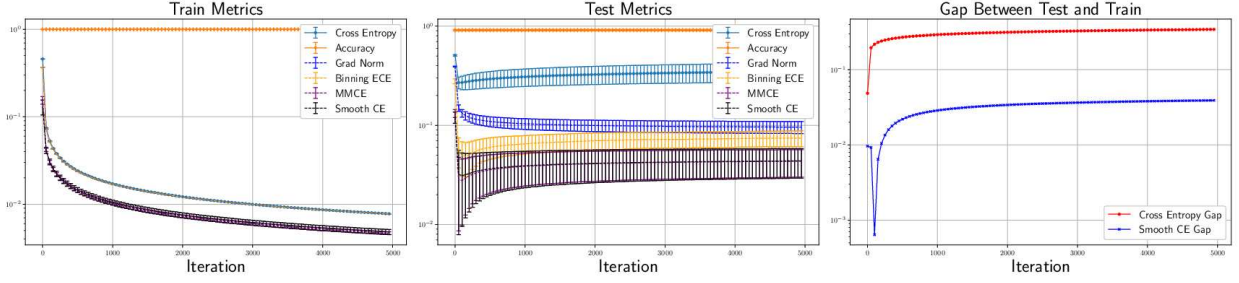
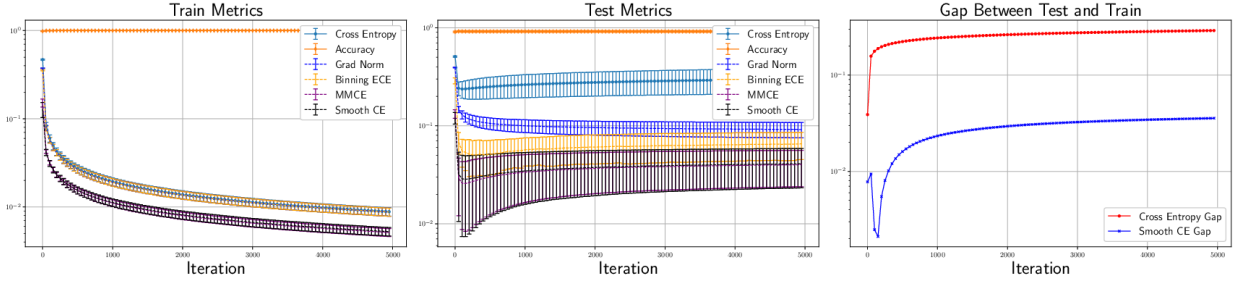
Next, we set  $m = 1$ , which does not satisfy the condition  $m \geq d$ . The results are shown in Figure 2. Despite the violation of the assumption, we can see that the behavior of the calibration metrics seems similar to that of  $m \geq d$ . This indicates that there is a possibility that we might relax the assumptions of our theoretical analysis.

Next, using the UCI Breast Cancer dataset, we observed how the metrics behave on the training and test datasets by increasing the number of iterations  $T$  while keeping the training dataset size fixed. The results are shown in Figure 3. Since  $d = 30$  in this dataset, we considered two settings: (i)  $m = 30$ , which satisfies the assumption  $m \geq d$ , and (ii)  $m = 3$ , which violates the assumption.

We found that the results closely resemble those of the toy dataset in Figure 1. Even when the assumption is violated, the training smooth CE decreases monotonically as the number of iterations increases. Combined with the results in Figure 2, this observation motivates us to consider relaxing the depth assumption in our theoretical analysis. We leave this for future work.

Finally, we also remark that the binning ECE, smooth CE, and MMCE exhibit similar behavior across all experimental settings. This observation is consistent with the discussion in Appendix B.

(a) Increasing the number of iterations  $T$ (b) Increasing the number of training samples  $n$ Figure 1: GBT experiments on the toy dataset defined in Eq. (29) with  $m \geq d$ (a) Increasing the number of iterations  $T$ (b) Increasing the number of training samples  $n$ Figure 2: GBT experiments on the toy dataset defined in Eq. (29) with  $m < d$

(a) Increasing the number of iterations  $T$  ( $m = 30, m \geq d$ )(b) Increasing the number of iterations  $T$  ( $m = 3, m < d$ )Figure 3: GBT experiments for UCI breast cancer dataset  $d = 30$ 

## H.2 Numerical experiments over two-layer neural network

We conducted similar experiments using a two-layer neural network corresponding to Section 4.3. We prepared the toy dataset and designed the two-layer neural network so that Assumption 1 in Appendix F is satisfied. We used the sigmoid activation function, initialized the parameters independently from the standard Gaussian distribution, and set the number of hidden units to be even to satisfy Assumption (A3). The coefficients  $a_r$  were also set according to the specification in Assumption (A3). Unless otherwise stated, we used 300 hidden units. For optimization, we used full-batch gradient descent (GD) with a fixed step size of  $w = 0.01$ .

First, we performed experiments on the same toy dataset used for GBTs and evaluated the training and test metrics by increasing the number of GD iterations while fixing the training dataset size ( $n = 200$ ). Figure 4(a) reports the same set of metrics as in the GBT experiments (Figure 1). We observed that the smooth CE decreases monotonically, consistent with the upper bound behavior predicted by Eq. (7). However, from the middle and right panels of Figure 4(a), we observe that the test smooth CE does not decrease as the number of training iterations increases. We also confirmed that the generalization gap of the cross-entropy loss increases as  $T$  increases. According to Eq. (25), the complexity term grows with the number of iterations, which may explain this phenomenon. On the other hand, we did not observe a clear increase in the generalization gap of the smooth CE as  $T$  increased.

Next, we varied the training dataset size while setting the number of iterations to  $T = \mathcal{O}(\sqrt{n})$ , and evaluated various metrics. The results are shown in Figure 4(b). From the middle and right panels, we observe that both the test smooth CE and the generalization gap decrease monotonically as  $n$  increases. This is consistent with the theoretical discussion provided in Appendix F.

The experiments in Figure 4 are based on a toy dataset where the separability condition is easily satisfied. Next, we consider a toy dataset in which the separability condition is more difficult to satisfy, constructed as follows. Assume that  $n$  is even and define  $n_0 = n_1 = \frac{n}{2}$ . Let  $\{Z_i\}_{i=1}^{n_0} \sim \mathcal{N}(0, \sigma^2 I_2)$  with  $\sigma = 0.05$  be shared random base vectors. Define two classes:

$$\begin{aligned} X_i^{(0)} &= Z_i + \begin{bmatrix} 0.1 \\ 0.1 \end{bmatrix} + \varepsilon_i^{(0)}, \quad \varepsilon_i^{(0)} \sim \mathcal{N}(0, \tau^2 I_2), \\ X_i^{(1)} &= -Z_i + \begin{bmatrix} -0.1 \\ -0.1 \end{bmatrix} + \varepsilon_i^{(1)}, \quad \varepsilon_i^{(1)} \sim \mathcal{N}(0, \tau^2 I_2), \end{aligned} \quad (30)$$

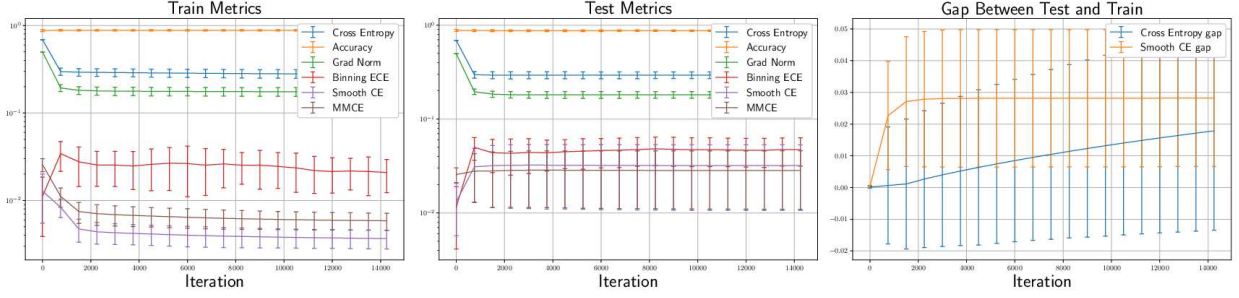
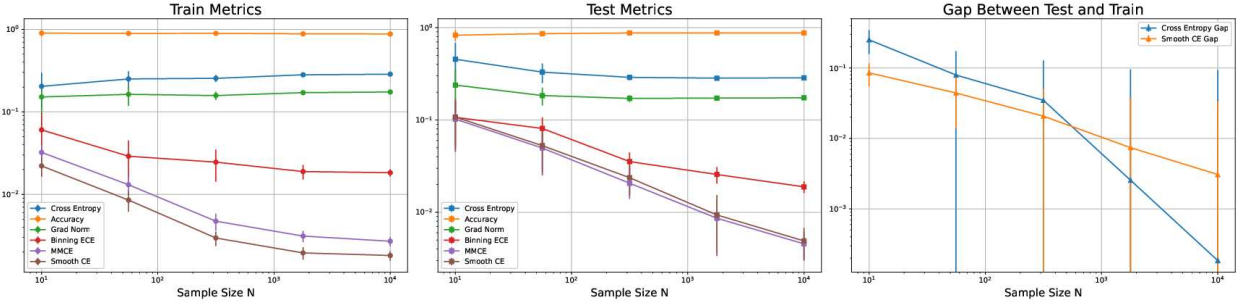
(a) Increasing the number of iterations  $T$ (b) Increasing the number of training samples  $n$ 

Figure 4: Two-layer neural network using toydata defined in Eq. (29)

with  $\tau = 0.01$ . Each  $X_i^{(0)}$  is labeled  $Y = 0$ , and each  $X_i^{(1)}$  is labeled  $Y = 1$ . Due to the symmetric structure of the data, this setting makes the margin assumption more difficult to satisfy than in the previous toy dataset. The results are shown in Figure 5, where we increase the training dataset size and evaluate the relevant statistics on both training and test datasets. Even under this more challenging setting, we observe that the test smooth CE decreases monotonically.

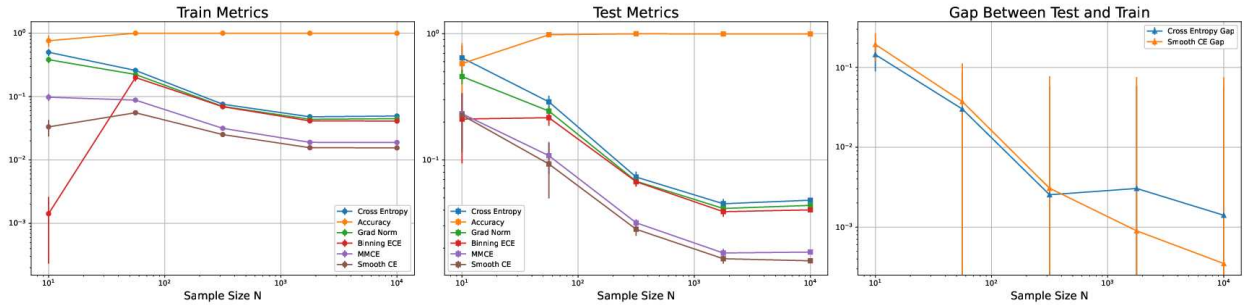
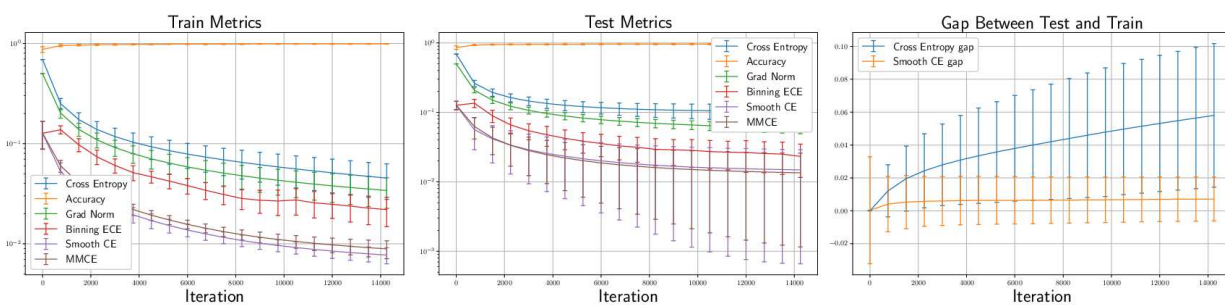


Figure 5: Two-layer neural network using toy dataset defined in Eq. (30)

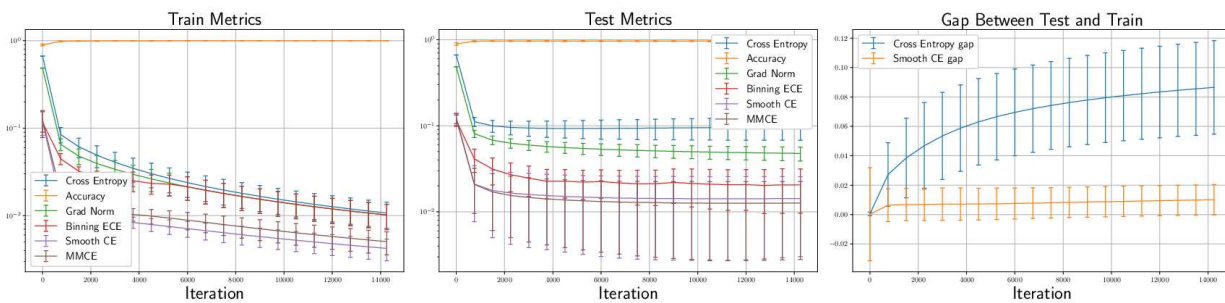
Next, we used the UCI Breast Cancer dataset and evaluated various statistics on both the training and test datasets, following the same procedure as in Figure 4(a). Here, we varied the number of hidden units from a relatively small size (10) to a larger value (100). The results are shown in Figure 6.

Consistent with the results in Figure 4(a), we observed that the training statistics decrease monotonically in both small and large hidden unit settings. However, the test statistics did not show any corresponding improvement.





(a) Increasing the number of iterations  $T$  when the hidden unit size is 10



(b) Increasing the number of iterations  $T$  when the hidden unit size is 100

Figure 6: UCI breast cancer dataset  $d = 30$