

DocMMIR: A Framework for Document Multi-modal Information Retrieval

Zirui Li^{1*} Siwei Wu^{1*} Xingyu Wang² Yi Zhou² Yizhi Li¹ Chenghua Lin^{1†}

¹University of Manchester ²University of Cardiff

zirui.li@student.manchester.ac.uk

Abstract

The rapid advancement of unsupervised representation learning and large-scale pre-trained vision-language models has significantly improved cross-modal retrieval tasks. However, existing multi-modal information retrieval (MMIR) studies lack a comprehensive exploration of document-level retrieval and suffer from the absence of cross-domain datasets at this granularity. To address this limitation, we introduce **DocMMIR**, a novel multi-modal document retrieval framework designed explicitly to unify diverse document formats and domains—including Wikipedia articles, scientific papers (arXiv), and presentation slides—within a comprehensive retrieval scenario. We construct a large-scale cross-domain multimodal benchmark, comprising **450K** samples which systematically integrates textual and visual information. Our comprehensive experimental analysis reveals substantial limitations in current state-of-the-art MLLMs (CLIP, BLIP2, SigLIP-2, ALIGN) when applied to our tasks, with only CLIP demonstrating reasonable zero-shot performance. Furthermore, we conduct a systematic investigation of training strategies, including cross-modal fusion methods and loss functions, and develop a tailored approach to train CLIP on our benchmark. This results in a **+31%** improvement in MRR@10 compared to the zero-shot baseline. All our data and code are released in <https://github.com/J1mL1/DocMMIR>.

1 Introduction

With the emergence of the Large Pre-training Model, the Pre-trained Multimodal Retrieval Models (i.e., CLIP (Radford et al., 2021)) and Large Visual Language Models (i.e., BLIP2 (Li et al., 2023), ALIGN (Jia et al., 2021)), trained on vast image-text corpora, have achieved state-of-the-art

results on tasks such as cross-modal retrieval, image captioning, and visual question answering by capturing fine-grained alignment between modalities.

Despite these advances in image-text retrieval, applying MLLMs to conduct document-level retrieval remains challenging. Real-world documents (Wikipedia articles, scientific papers, slide decks, etc.) often contain complex page layouts with text, figures, tables, and other formats. Off-the-shelf MLLMs typically encode images or text snippets in isolation and lack awareness of longer document context or multi-page structure. Existing studies fail to fully address the complexity of real-world document structures, leading to several critical limitations, as illustrated in Table 1. First, most benchmarks are constrained to single-page or snippet-level settings, lacking support for whole-document retrieval. Second, the diversity of domains represented in current datasets is limited—many focus on narrow scientific or web-centric sources, overlooking broader cross-domain applicability. Third, some approaches treat whole-document screenshots as unified inputs and show promising results on specific domains, but this strategy assumes visual capture and still ignores semantic layout. These limitations hinder the comprehensive evaluation and development of MLLMs for document-level multimodal information retrieval.

To address these gaps, we introduce **DocMMIR**: a unified framework for **Document-level Multi-Modal Information Retrieval** across various domains (demonstrated in Figure 1). We curate a large-scale benchmark with a unified structure that includes documents and queries from diverse sources (Wikipedia articles, arXiv papers, and slide presentations), each containing a mixture of modalities. Our retrieval model extends a dual-encoder MLLM’s architecture to operate on entire documents: during training, we optimise a contrastive training objective over query-document pairs by

*Equal Contribution.

†Corresponding Author.

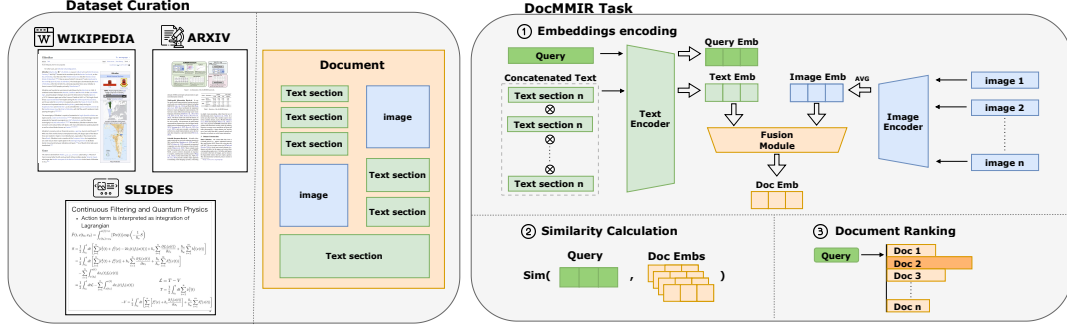


Figure 1: Overview of DocMMIR. The multimodal documents across domains are formalized into a unified framework.

fusing embeddings from images and texts to construct doc embeddings, which are meant to distil information and be a unified representation. This unified model is trained end-to-end on the DocMMIR dataset spanning all domains and modalities. Experimental results show that fine-tuning models on DocMMIR improves retrieval performance over corresponding zero-shot baselines. In particular, fine-tuning the CLIP encoder on our document-level tasks yields large gains in MRR@10 across domains. We also find that incorporating multimodal content is critical: purely text-based retrieval falls far short of our multimodal model, and naive image-only search misses context. Our contributions are thus threefold:

Framework. We design a unified modeling framework for multi-modal retrieval that can accommodate and jointly encode diverse document formats, including academic papers, presentation slides, and Wikipedia pages, by leveraging both textual content and associated imagery in each document.

Dataset. A large-scale cross-domain multimodal dataset is constructed, combining multiple sources of multimodal documents into a single training and evaluation suite. This dataset enables consistent evaluation of retrieval methods across domains and provides a foundation for training models to be generally applicable.

Modeling. Various unified modeling strategies have been explored, including multimodal fusion strategies and loss function selection, to understand what training paradigms yield the best retrieval performance for this task.

2 Task Definition

The DocMMIR task aims to retrieve semantically relevant documents from a heterogeneous collection spanning Wikipedia articles, arXiv papers, and presentation slides—each combining text (e.g.,

paragraphs, bullet points, section headers) with visual elements (e.g., figures, diagrams). Given a text query generated by a large language model and paired with a document, the system must rank all documents and identify the correct one. These domains differ in structure and modality: arXiv emphasizes technical terms and plots, slides prioritize visuals and brevity, while Wikipedia blends narrative text with images. This task poses several challenges: (1) cross-domain heterogeneity in layout, density, and style; (2) modality imbalance between text- and image-heavy documents; and (3) fine-grained alignment, where queries may refer to specific figures or terms, requiring joint modeling of both modalities.

Formally, let $\mathcal{D} = \{D_1, D_2, \dots, D_N\}$ denote a cross-domain document collection, where each document D_k comprises a set of text segments $\{t_i\}_{i=1}^N$ and images $\{i_j\}_{j=1}^M$. A query q , generated to holistically describe the document’s content (e.g., “Retrieve a paper explaining transformer-based vision models with ablation studies”), serves as the input. The retrieval system computes a relevance score $\text{sim}(q, D_k)$ for each document, producing a ranked list $\mathcal{R} = [D_{(1)}, D_{(2)}, \dots, D_{(N)}]$ where higher-ranked documents better satisfy the intent.

3 Data Curation Pipeline

To enable heterogeneous sources to be standardized into a unified representation, we introduce a domain-specific but modular preprocessing workflow for different data sources. During the data processing phase, we design a multimodal quality control mechanism combining tokeniser-aware statistics, perplexity scores, and garbledness heuristics, particularly beneficial for noisy OCR content. We also incorporate a human-in-the-loop feedback for the retrieval query generation to raise the standard of annotation. More importantly, our pipeline

Benchmark	Num of Query (Train/Val/Test)	Tasks	Domain	Doc-level	Annot.	Query
DocCVQA (Tito et al., 2021)	– / – / 20	Doc VQA	Finance docs	✗	Expert	Human
SciMMIR (Wu et al., 2024)	498.3K / 16.4K / 16.3K	Fig-caption retrieval	Scientific papers	✗	Automatic	Synthetic
ColPali (Fayssse et al., 2024)	127.5K / – / 2.8K	Doc retrieval	Multi-domain	✓	Both	Both
PDF-MVQA (Ding et al., 2024)	180.8K / 27.6K / 54.5K	Doc VQA	Biomedical PDFs	✗	Automatic	Synthetic
MMLongBench-Doc (Ma et al., 2024b)	– / – / 1.1K	Doc VQA	Multi-domain	✗	Expert	Human
MMDocIR (Dong et al., 2025)	73.8K / – / 1.6K	Page/Layout retrieval	Multi-domain	✓	Both	Both
DSE (Ma et al., 2024a)	10K / – / 5.7K	Doc retrieval	Wiki + Slides	✓	Automatic	Synthetic
UniIR (M-BEIR) (Wei et al., 2024)	1.1M / 182K / 190K	Multi-task MMIRs	Multi-domain	✗	Automatic	Synthetic
VLM2Vec (MMEB) (Jiang et al., 2024)	– / – / –	Multi-task	Multi-domain	✗	Automatic	Synthetic
MARVEL (ClueWeb22-MM) (Zhou et al., 2023)	72.0K / 10K / 10K	Doc retrieval	Web pages	✗	Automatic	Synthetic
IDentify (Lee et al., 2024)	390.5K / 26.8K / 79.4K	Doc retrieval	Wiki	✓	Automatic	Synthetic
DocMMIR (Ours)	450.1K / 19.2K / 19.2K	Doc retrieval	Wiki/ArXiv/Slides	✓	Automatic	Synthetic

Table 1: Consolidated multi-modal IR benchmarks.

is extendable: it can be directly adapted to new domains by plugging in domain-specific parsing and applying the same unification logic.

3.1 Overview and Data Sources

To support document-level multimodal retrieval, we curate a large-scale dataset composed of Wikipedia articles, arXiv scientific papers, and Slideshare presentations. These three domains span a wide spectrum of content styles and multimodal characteristics, providing a robust foundation for cross-domain evaluation. The Wikipedia portion is derived from the WIT dataset (Srinivasan et al., 2021), from which we retain English entries with at least one image and more than 300 tokens to ensure sufficient multimodal context. The arXiv data comes from the SciMMIR dataset (Wu et al., 2024), consisting of figure-caption-text triples extracted from scientific documents with structured formatting and academic diagrams. For Slideshare, we use the public Slideshare-1M dataset (Chen et al., 2016), containing over 30,000 slide decks. We apply OCR to extract text from each slide and pair it with its corresponding image, transforming slide sequences into coherent multimodal documents.

3.2 Domain-specific Preprocessing Strategies

Each domain presents unique structural and quality challenges, requiring targeted preprocessing steps to ensure coherence, multimodal richness, and compatibility with downstream tasks.

Wikipedia articles often contain sparse images and loosely connected paragraphs. To construct coherent multimodal documents, we filter for articles with at least one image and over 300 tokens. We then assemble all paragraphs and images under a shared title to strengthen semantic alignment between text and image. This preserves entity-rich content and factual consistency, making Wikipedia ideal for knowledge-grounded retrieval.

arXiv papers offer well-structured figures and technical writing but include noisy elements such as La-

TeX math. We remove inline and block-level math expressions (e.g., \dots , $\begin{equation}$) to reduce tokenisation noise. Paragraphs are retained only if they co-occur with figures in the same section, forming meaningful figure-text pairs. This allows us to build documents that capture the scientific logic and visual reasoning of academic writing. **Slideshare** presentations consist of fragmented slides with dense imagery and varied textual quality. We apply OCR to extract text, then use perplexity-based filtering (via Qwen3 (Yang et al., 2025)) and garbled content detection to remove noisy slides. Specifically, we detect LaTeX artifacts and substrings with excessive special characters ($\text{[}^{\wedge}\backslash\text{w}\backslash\text{s}\text{]}^{\{10,\}}$), removing documents where over 50% of paragraphs are garbled. Finally, slides from each deck are flattened into single document-level units to enhance semantic continuity. This conversion from slide-level to document-level structure is essential for retrieval tasks.

3.3 Unified Representation and Quality Filtering

To standardize the dataset across domains, we adopt a unified document format consisting of: (1) a sequence of text blocks tokenised using the `cl100k_base` tokeniser; (2) a list of aligned images (all non-empty); and (3) one or more natural-language queries per document. Text statistics such as paragraph length, special character ratio, and query length are computed uniformly using token-level counts. This unification enables all documents, regardless of domain, to be processed by the same retrieval architecture.

We enforce consistent quality control across domains. Documents with insufficient image-text pairs, excessive garbled content, or high perplexity segments are discarded. Only fully multimodal, semantically coherent documents are retained, ensuring that the resulting dataset supports robust, generalizable retrieval training.

3.4 Dataset Statistics and Distribution

The final dataset contains 488,467 documents, split into 450,079 for training, 19,184 for validation, and 19,204 for testing. Wikipedia contributes the largest portion (389,838 documents), characterized by moderate text length (380 tokens) and low image density (1.33 images/document). arXiv provides 68,764 documents, with an average of 7.72 images and 765.96 tokens per document, reflecting the formatting of scientific publications. Slideshare contributes 29,865 documents, notable for their high image density (30.43 images/document) and long OCR-derived text (2,060.42 tokens/document). Across all domains, query lengths range from 39.35 to 54.70 tokens, ensuring a consistent information-seeking format for retrieval tasks.

3.5 Query Generation and Annotation

Each document is annotated with one or more natural-language queries generated using Qwen2.5-VL (Team, 2024; Yang et al., 2024) under a unified prompt template (Appendix C). To ensure high-quality supervision, 2,000 sampled queries were reviewed by three NLP-trained annotators. A query is marked “highly relevant” if positively rated by at least two reviewers. Overall, 87.5% of queries met this standard. Low-quality queries were revised and used to refine future prompts, forming a feedback loop. We encourage queries to be paraphrased and abstract to increase retrieval difficulty and realism.

Statistic	Wiki	ArXiv	Slide	Total
#Train	360,285	62,764	27,057	450,079
#Valid	14,775	3,000	1,409	19,184
#Test	14,805	3,000	1,399	19,204
#Total Doc	389,838	68,764	29,865	488,467
Avg.#Images	1.33	7.72	30.43	4.01
Avg.#Texts	380.44	765.96	2060.42	537.43
Avg.#Query	43.71	54.70	39.35	44.99

Table 2: Comprehensive token-level statistics of the DocMMIR dataset by domain. All token counts are computed using the c1100k_base tokeniser.

4 Methodology

DocMMIR is designed to perform document-level multi-modal information retrieval by jointly leveraging textual and visual information. It adopts a dual-encoder architecture with late fusion and is trained using a symmetric batch-wise binary classification objective.

Modality Encoding. Each document consists of textual segments $\{t_1, \dots, t_N\}$ and image elements $\{i_1, \dots, i_M\}$. The textual content is concatenated and encoded using a pretrained transformer encoder, from which the [CLS] token is extracted as the document-level text representation:

$$E_{\text{text}} = \text{Encoder}_{\text{text}} \left(\bigoplus_{i=1}^N t_i \right) \quad (1)$$

Each image is encoded independently, and the final image representation is computed as the mean of all image embeddings:

$$E_{\text{img}} = \frac{1}{M} \sum_{j=1}^M \text{Encoder}_{\text{img}}(i_j) \quad (2)$$

Similarly, each query q is a short textual input associated with a document and is encoded using the same text encoder. The final query embedding is derived from its [CLS] token:

$$E_{\text{query}} = \text{Encoder}_{\text{text}}(q) \quad (3)$$

The same encoder is used for both document text and query encoding to ensure consistent representation space.

Fusion Strategy. To obtain a unified document representation, we apply a weighted-sum fusion of the text and image embeddings:

$$E_{\text{doc}} = \alpha \cdot E_{\text{text}} + (1 - \alpha) \cdot E_{\text{img}} \quad (4)$$

where $\alpha \in [0, 1]$ is a fixed hyperparameter controlling the relative contribution of each modality. This late fusion strategy is simple and effective, and offers robust performance across domains with diverse modality densities.

Training Objective. The model is trained using a symmetric batch-wise binary cross-entropy (BCE) loss, which treats each query–document pair as a binary classification task. For a batch of size B , let $S \in \mathbb{R}^{B \times B}$ denote the cosine similarity matrix between all query and document embeddings. Let $T = I_B$ be the identity matrix marking ground-truth positive pairs. The loss is computed as:

$$\mathcal{L}_{\text{BCE}} = \frac{1}{2} \left[\text{BCE}(\sigma(S), T) + \text{BCE}(\sigma(S^\top), T) \right] \quad (5)$$

where $\sigma(\cdot)$ denotes the element-wise sigmoid function. This symmetric formulation ensures

that both the query-to-document and document-to-query directions are equally optimized.

The binary cross-entropy for each element $s_{ij} \in S$ and label $t_{ij} \in T$ is defined as:

$$\text{BCE}(s_{ij}, t_{ij}) = -[t_{ij} \cdot \log(s_{ij}) + (1 - t_{ij}) \cdot \log(1 - s_{ij})], \quad (6)$$

This objective encourages the model to assign high similarity scores to matching query–document pairs ($t_{ij} = 1$) and low scores to all other combinations ($t_{ij} = 0$). The loss is averaged over all B^2 elements in the similarity matrix.

During inference, retrieval is performed by computing cosine similarity between the encoded query and document embeddings:

$$\text{sim}(q, d) = \frac{E_{\text{query}} \cdot E_{\text{doc}}}{\|E_{\text{query}}\| \cdot \|E_{\text{doc}}\|}.$$

Finally, Documents are ranked by similarity scores to produce the final results.

5 Experiment Setting

5.1 Baseline Models

We evaluate DocMMIR against state-of-the-art vision-language models in a zero-shot retrieval setting, including CLIP (Radford et al., 2021), BLIP-2 (Li et al., 2023), SigLIP-2 (Tschannen et al., 2025) and ALIGN (Jia et al., 2021). These baselines span diverse architectures: CLIP and ALIGN rely on contrastive image-text pretraining, BLIP-2 integrates the Qformer to tune vision encoders with language models, and SigLIP-2 introduces sigmoid loss for improved multimodal alignment. For fairness, all models utilize publicly released checkpoints without domain-specific adaptation.

5.2 Fine-tuning Strategy

We fine-tune OpenCLIP (Cherti et al., 2023) with the ViT-L/14 backbone, which demonstrated superior zero-shot capabilities on our preliminary benchmarks. The model is initialized from the LAION-2B pretrained weights and adapted to the DocMMIR task via dual-encoder fine-tuning: the text encoder processes concatenated document segments, while the image encoder handles averaged visual features as illustrated in section 4.

5.3 Training configuration

The model optimization employed AdamW with modality-specific learning rates: $2e-5$ for both im-

age and text encoders, enabling balanced parameter updates across visual and textual streams. We applied $L2$ regularization through a weight decay of 0.01 and stabilized numerical operations with epsilon set to $1e-8$. The training schedule incorporated linear learning rate warmup during the initial 10% of optimization steps, followed by cosine decay. Various batch sizes were implemented to maximize GPU memory utilization on our $8 \times H100$ setup, with automatic mixed precision (AMP) accelerating training while maintaining stability. All runs were limited to 5 epochs maximum duration with early stopping triggered after 2 epochs of validation MRR degradation, ensuring efficient resource use while preventing overfitting.

5.4 Evaluation Metrics

Retrieval effectiveness is reported with MRR@10, NDCG@10 and HIT@{1, 3, 10}. MRR@10 serves as our principal indicator because it reflects user behavior on the first results page, while NDCG@10 captures graded relevance and HIT@K offers precision at exact cut-offs. A complete description of the evaluation protocol and metric computation is provided in Appendix B.

6 Result Analysis

6.1 Overall Performance Benchmark

Zero-shot evaluations of pre-trained vision-language models reveal a significant performance gap in the DocMMIR task. As shown in Table 3, most models—such as CLIP (ViT-B/32), ALIGN, and SigLIP-2—achieve near-zero MRR@10 and HIT@K scores across all domains. CLIP (ViT-L/14) is a partial exception, performing modestly on Wikipedia (MRR@10: 0.3247), likely due to its text-focused training. However, it still struggles with domain shifts, dropping to 0.1958 on Slides. In contrast, the fine-tuned CLIP (ViT-L/14) significantly outperforms its zero-shot version, with Wikipedia MRR@10 reaching 0.7728 and overall MRR@10 at 0.6993. This stark improvement highlights the necessity of in-domain supervised fine-tuning for robust cross-domain retrieval. Among domains, Wikipedia consistently yields higher scores, reflecting pre-trained MLLMs’ inherent bias toward textual semantics. Formats like Slides, with sparse and fragmented content, pose greater challenges, reinforcing prior findings that zero-shot MLLMs underperform in complex, multimodal retrieval scenarios.

Model	Wiki	ArXiv	Slides	Fullset			
	MRR@10			HIT@1	HIT@3	MRR@10	NDCG@10
CLIP (ViT-B/32) (Radford et al., 2021)	0.00280	0.00163	0.00062	0	0.00031	0.00025	0.00041
CLIP (ViT-L/14) (Radford et al., 2021)	0.32467	0.09516	0.19584	0.20133	0.31089	0.27039	0.30911
ALIGN (Jia et al., 2021)	0.00192	0.00246	0.00053	0.00062	0.00125	0.00108	0.00145
SigLIP-2 (Tschannen et al., 2025)	0.00621	0.00437	0.00220	0.00099	0.00187	0.00176	0.00231
BLIP-2 (Li et al., 2023)	0	0.00098	0.00036	0.00002	0	0.00005	0.00004
FT CLIP (ViT-L/14)	0.77280	0.40380	0.32230	0.60789	0.71444	0.66945	0.69929

Table 3: Overall DocMMIR benchmark results. The first header row lists the three test domains and the fullset; the second row specifies that we report MRR@10 for each domain and four metrics for the fullset.

Method	Dataset	MRR@10	HIT@1	HIT@3	HIT@10	NDCG@10
Weighted Sum + BCE	Full	0.65662	0.60022	0.69651	0.77123	0.68423
	Wiki	0.75703	0.70541	0.79773	0.85314	0.78042
	ArXiv	0.39097	0.31239	0.43140	0.57612	0.43495
	Slide	0.30944	0.24895	0.34227	0.45575	0.34422
Weighted Sum + InfoNCE	Full	0.63606	0.57523	0.67888	0.76077	0.66614
	Wiki	0.74367	0.68775	0.78673	0.85147	0.76984
	ArXiv	0.38550	0.29655	0.44017	0.58378	0.43297
	Slide	0.26701	0.19672	0.30689	0.42667	0.30510
MLP + BCE	Full	0.23305	0.15745	0.25536	0.38056	0.25932
	Wiki	0.27166	0.19606	0.31259	0.45601	0.31533
	ArXiv	0.07154	0.03833	0.08455	0.16268	0.09292
	Slide	0.10521	0.06818	0.12059	0.20807	0.12930
MLP + InfoNCE	Full	0.20686	0.14283	0.24069	0.36595	0.24453
	Wiki	0.24815	0.17407	0.28875	0.42880	0.29100
	ArXiv	0.09621	0.05860	0.11193	0.20102	0.12077
	Slide	0.10925	0.06944	0.12582	0.21374	0.13381

Table 4: Comparison of fusion and loss strategies on the DocMMIR benchmark.

6.2 Multimodal Fusion and Loss Exploration

Weighted-sum fusion and BCE loss optimize cross-domain robustness As shown in Table 4, weighted-sum fusion with binary cross-entropy (BCE) loss achieves the best overall performance (MRR@10: 0.6566), significantly outperforming MLP fusion (0.2331). Introducing learnable MLP layers does not improve modality integration and may instead add noise or overfitting. BCE loss shares similarities with SigLIP’s sigmoid-based objective (Zhai et al., 2023), avoiding the large batch requirements of contrastive losses like InfoNCE (Radford et al., 2021), making it more efficient under limited computation.

BCE mitigates small-batch training challenges

Unlike InfoNCE, which depends on large batches to sample diverse negatives, BCE performs well with moderate batch sizes through per-example gradient updates. We further apply positive weighting in BCE to address class imbalance, where correct query-doc pairs are sparse. This adjustment increases model sensitivity to rare positives, following classic strategies in imbalanced learning (Maalouf et al., 2017; He and Garcia, 2009). Overall, BCE aligns better with the task’s data

structure and hardware constraints.

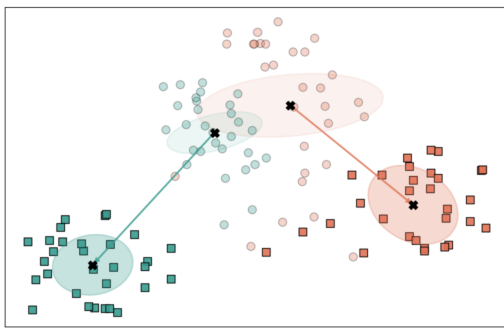
Domain-specific modality demands highlight fusion simplicity Domain-wise results support the robustness of simple fusion strategies: Wikipedia, being text-rich, benefits most from weighted-sum fusion (MRR@10: 0.7570), while Slides remains the most challenging due to sparse text and complex visuals (MRR@10: 0.3094). Across all settings, MLP-based fusion underperforms, reinforcing that in cross-domain retrieval, simplicity and generalisability outweigh the potential benefits of complex architectures.

6.3 Scaling and Training-Domain Impact

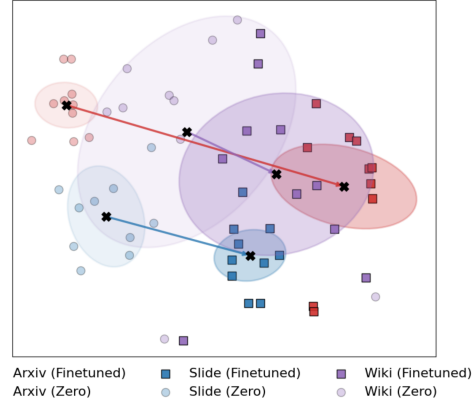
Wikipedia exhibits superior cross-domain generalization. As demonstrated in Table 5, models trained on Wikipedia achieve the strongest cross-domain performance, with a weighted average MRR@10 of **0.8758** at full data scale. This significantly outperforms arXiv-trained (**+16.6%**) and Slides-trained (**+21.3%**) models, underscoring Wikipedia’s text-rich structure as a catalyst for generalizable feature learning. The domain’s coherent textual semantics and broad topical coverage potentially enable models to transfer patterns effectively to other domains. In contrast, arXiv-trained models

Train Domain	Data %	Train Size	arXiv (3K)	Slides (1.5K)	Wiki (15K)	All (17.5K)	Weighted Avg.
ArXiv	20	12,540	0.7236	0.5810	0.5766	0.5610	0.6681
	40	25,080	0.7439	0.5850	0.5360	0.5377	0.6371
	60	37,620	0.7568	0.5765	0.5824	0.5876	0.6784
	80	50,160	0.7560	0.5691	0.5373	0.5426	0.6389
	100	62,700	0.7644	0.5591	0.6194	0.6176	0.7099
Slides	20	5,600	0.4741	0.6794	0.6495	0.6029	0.6962
	40	11,200	0.4545	0.6868	0.6364	0.5930	0.6823
	60	16,800	0.4222	0.6922	0.6075	0.5673	0.6524
	80	22,400	0.4120	0.7064	0.5950	0.5535	0.6412
	100	28,000	0.4036	0.6857	0.6234	0.5709	0.6623
Wikipedia	20	70,000	0.5471	0.5273	0.8823	0.7944	0.8952
	40	140,000	0.5065	0.5158	0.8792	0.7843	0.8846
	60	210,000	0.5187	0.5170	0.8800	0.7872	0.8875
	80	280,000	0.4998	0.5145	0.8844	0.7875	0.8878
	100	350,000	0.4487	0.4937	0.8826	0.7762	0.8758

Table 5: Effect of training domain and scale across test domains. Best scores per column are highlighted.



(a) Query vs Text-Image fused embeddings before and after fine-tuning.



(b) Query-Text-Image embedding shift across domains before and after training.

Figure 2: t-SNE visualization of semantic embedding shifts before and after fine-tuning. Shapes indicate training stage (circle = zero-shot, square = finetuned), ellipses denote cluster variance, and arrows indicate the shift of mean embeddings.

Training Set	Modality	Wiki	ArXiv	Slides	Full Set
Wiki	Text Only	0.63850	0.16370	0.35085	0.53140
	Image Only	0.22230	0.06210	0.25230	0.18990
ArXiv	Text Only	0.48360	0.38550	0.38850	0.43210
	Image Only	0.27480	0.17175	0.25590	0.24590
Slides	Text Only	0.43280	0.23930	0.46610	0.39010
	Image Only	0.35550	0.17007	0.38570	0.31700
Full Set	Text Only	0.62860	0.24140	0.32970	0.53330
	Image Only	0.14090	0.03784	0.18625	0.12290

Table 6: Effect of training set and modality on **MRR@10** performance across test domains. Best scores per column are highlighted.

excel in their native domain (MRR@10: **0.7644**) but struggle with Slides and Wikipedia due to over-specialization in technical jargon and figures, while Slides-trained models suffer from sparse text and layout dependencies, achieving the lowest cross-domain performance.

Scaling reveals trade-offs between specialization and generalization Increasing training data within a single domain enhances in-domain perfor-

mance but often compromises cross-domain adaptability. For arXiv, scaling from 20% to 100% data improves in-domain MRR@10 by **5.6%** from 0.7236 to 0.7644, but reduces Wiki performance by **4.3%** from 0.5766 to 0.6194. Reflecting a prioritization of domain-specific features. Similarly, Slides-trained models exhibit a **7.9%** decline in cross-domain weighted average as training data scales, indicating amplified bias toward visual-centric patterns. Wikipedia-trained models show minimal degradation in cross-domain performance, suggesting near-saturation in learning transferable representations, though their inherent textual richness buffers against over-fitting.

6.4 Modality Ablation

Text dominates retrieval signals, but visuals provide critical supplements The ablation study quantifies the impact of each modality. Text-only models consistently outperform image-only ones, with full-set MRR@10 of 0.5333 vs. 0.1229. The

gap is widest in Wikipedia (0.6286 vs. 0.1409), where dense text provides strong semantic cues, and narrowest in Slides (0.4661 vs. 0.3857), where sparse text limits retrieval quality and visuals add marginal value. These results confirm that lexical semantics remain the dominant retrieval signal, while images can still support performance in visually oriented domains.

Multimodal synergy enhances cross-domain robustness Multimodal models outperform unimodal ones overall (MRR@10: 0.6993 vs. 0.5333 for text-only), confirming the complementary value of image features. However, in Slides, fusion underperforms slightly (0.3223 vs. 0.3297), suggesting that naive combination of modalities may suppress sparse but critical textual cues. This aligns with the use of synthetic, text-based queries and highlights the difficulty of aligning fragmented visuals with lexical semantics. In contrast, arXiv (0.7144 vs. 0.2414) and Wikipedia (0.7728 vs. 0.6286) show clear multimodal gains. These findings suggest future work should explore layout-aware or attention-based fusion to better integrate modalities in visually fragmented formats.

6.5 Visualization of Representation Shift

To gain further insight into how the model learns and refines semantic representations, we visualize the embedding distributions before and after fine-tuning using t-SNE¹. Analysis focuses on two aspects: cross-modal alignment (query vs text-image fused) and domain-specific structure (doc-image).

Cross-modal. Figure 2a shows the spatial layout of query and fused text-image embeddings. Before training, the two modalities are scattered and semantically distant. After training, both clusters become tighter and closer, with clear semantic migration indicated by arrows. This demonstrates that fine-tuning not only enhances intra-modal consistency but also improves cross-modal alignment, which is essential for retrieval performance.

Cross-domain. Figure 2b illustrates the distribution of query-text-image embeddings across three domains: Wikipedia, Slides, and arXiv. For Wikipedia, embeddings are already compact before training and remain stable after. ArXiv shows the most significant shift and convergence, reflecting increased semantic coherence. In contrast, the

Slide domain exhibits the least improvement, likely due to sparse and fragmented text content, which makes visual-text fusion more difficult.

7 Related Work

General Information Retrieval. Multimodal benchmarks (Lin et al., 2014; Young et al., 2014) have laid the groundwork for contrastive vision-language pretraining like CLIP (Radford et al., 2021; Jia et al., 2021; Zhai et al., 2023), and later architectures such as BLIP-2 (Li et al., 2023) demonstrate parameter-efficient fusion of frozen image encoders with language models. Building on this, instruction-tuned and collaborative methods like UniIR (Wei et al., 2024) and ColPali (Fayssse et al., 2024) extend retrieval across multiple benchmarks, though they remain focused on instance-level matching rather than structured documents.

Multi-modal Document Retrieval. In document-centric settings, SciMMIR provides over 500K scientific figures and caption pairs for zero-shot and fine-tuned evaluation (Wu et al., 2024), while MMDocIR (Dong et al., 2025) introduces page-level and layout-level retrieval tasks but on limited data. The DSE paradigm (Ma et al., 2024a) encodes entire document screenshots with MLLMs, excelling on Wikipedia and slide collections, and DocCVQA (Tito et al., 2021) casts VQA as retrieval over 14,362 scanned pages. Despite their strengths, each targets specific domains or formats. DocMMIR addresses this by unifying diverse document types and retrieval scenarios.

8 Conclusion

DocMMIR proposes a simple yet effective framework for unifying diverse document formats in cross-domain multimodal retrieval. Experiments show that weighted-sum fusion with BCE loss enhances robustness across domains, while multi-domain training balances generalization and specialization—Wikipedia-trained models showing superior adaptability. Findings reveal that future work could explore layout-aware dynamic fusion, realistic query construction, and domain-balanced training to further improve on the DocMMIR task.

limitations

The DocMMIR framework has several limitations. Late fusion methods may be less effective for layout-heavy documents like Slides. While synthetic queries offer scalability and control, future

¹t-SNE parameters: n_components=2, perplexity=30, n_iter=1000, learning_rate='auto', random_state=42.

work could explore complementing them with real user queries to enhance realism. The domain imbalance (e.g., 79.8% Wikipedia) reflects practical differences in data accessibility across domains. Lastly, some recent retrieval baselines (e.g., VLM2Vec, DSE) are not included due to limited public implementations.

Ethics Statement

The development and deployment of the DocMIR framework raises several ethical considerations. First, the datasets utilized in this work: Wikipedia articles, arXiv papers, and Slideshare presentations, are publicly available, but their use necessitates careful adherence to licensing and attribution requirements. For Slideshare data, user-generated content may include sensitive or proprietary material; we mitigated this risk by employing OCR to extract only publicly visible text and filtering out documents with potential privacy violations (e.g., personal identifiers). Second, query generation via large language models (LLMs) introduces potential biases inherent in the base model (Qwen2.5-VL). While we manually validated query relevance to minimize hallucination or misalignment, the synthetic nature of queries may not fully represent real-world user intent, particularly in culturally or technically nuanced contexts.

References

- Chen Chen, Yiqun Xie, Yiqun Liu, and Ma Ma. 2016. Slideshare-1m: A large-scale dataset for slide-based information retrieval. In *Proceedings of the 39th International ACM SIGIR Conference on Research and Development in Information Retrieval*, pages 787–790. ACM.
- Mehdi Cherti, Romain Beaumont, Ross Wightman, Mitchell Wortsman, Gabriel Ilharco, Cade Gordon, Christoph Schuhmann, Ludwig Schmidt, and Jenia Jitsev. 2023. Reproducible scaling laws for contrastive language-image learning. In *Proceedings of the IEEE/CVF Conference on Computer Vision and Pattern Recognition*, pages 2818–2829.
- Yihao Ding, Kaixuan Ren, Jiabin Huang, Siwen Luo, and Soyeon Caren Han. 2024. Mvqa: A dataset for multimodal information retrieval in pdf-based visual question answering. *arXiv preprint arXiv:2404.12720*.
- Kuicai Dong, Yujing Chang, Derrick-Goh-Xin Deik, Dexun Li, Ruiming Tang, and Yong Liu. 2025. *Mmdocir: Benchmarking multi-modal retrieval for long documents*. *ArXiv*, abs/2501.08828.
- Manuel Faysse, Hugues Sibille, Tony Wu, Bilel Omrani, Gautier Viaud, Céline Hudelot, and Pierre Colombo. 2024. *Colpali: Efficient document retrieval with vision language models*.
- Haibo He and Edwardo A. Garcia. 2009. *Learning from imbalanced data*. *IEEE Transactions on Knowledge and Data Engineering*, 21(9):1263–1284.
- Chao Jia, Yinfei Yang, Ye Xia, Yi-Ting Chen, Zarana Parekh, Hieu Pham, Quoc V. Le, Yun-Hsuan Sung, Zhen Li, and Tom Duerig. 2021. *Scaling up visual and vision-language representation learning with noisy text supervision*. *CoRR*, abs/2102.05918.
- Ziyan Jiang, Rui Meng, Xinyi Yang, Semih Yavuz, Yingbo Zhou, and Wenhui Chen. 2024. *Vlm2vec: Training vision-language models for massive multimodal embedding tasks*. *arXiv preprint arXiv:2410.05160*.
- Jaewoo Lee, Joonho Ko, Jinheon Baek, Soyeong Jeong, and Sung Ju Hwang. 2024. Unified multi-modal interleaved document representation for information retrieval. *arXiv preprint arXiv:2410.02729*.
- Junnan Li, Dongxu Li, Silvio Savarese, and Steven Hoi. 2023. *Blip-2: bootstrapping language-image pre-training with frozen image encoders and large language models*. In *Proceedings of the 40th International Conference on Machine Learning, ICML’23*. JMLR.org.
- Tsung-Yi Lin, Michael Maire, Serge Belongie, Lubomir Bourdev, Ross Girshick, James Hays, Pietro Perona, Deva Ramanan, Zitnick C Lawrence, and Piotr Dollár. 2014. *Microsoft coco: Common objects in context*.
- Xueguang Ma, Sheng-Chieh Lin, Minghan Li, Wenhui Chen, and Jimmy Lin. 2024a. *Unifying multimodal retrieval via document screenshot embedding*. In *Conference on Empirical Methods in Natural Language Processing*.
- Yubo Ma, Yuhang Zang, Liangyu Chen, Meiqi Chen, Yizhu Jiao, Xinze Li, Xinyuan Lu, Ziyu Liu, Yan Ma, Xiaoyi Dong, et al. 2024b. *Mmlongbench-doc: Benchmarking long-context document understanding with visualizations*. *arXiv preprint arXiv:2407.01523*.
- Maher Maalouf, Dirar Homouz, and Theodore Trafalis. 2017. *Logistic regression in large rare events and imbalanced data: A performance comparison of prior correction and weighting methods*: Maalouf et al. *Computational Intelligence*, 34.
- Alec Radford, Jong Wook Kim, Chris Hallacy, Aditya Ramesh, Gabriel Goh, Sandhini Agarwal, Girish Sastry, Amanda Askell, Pamela Mishkin, Jack Clark, Gretchen Krueger, and Ilya Sutskever. 2021. *Learning transferable visual models from natural language supervision*. *arXiv:2103.00020 [cs]*.

- Krishna Srinivasan, Karthik Raman, Jiecao Chen, Michael Bendersky, and Marc Najork. 2021. Wit: Wikipedia-based image text dataset for multimodal multilingual machine learning. In *Proceedings of the 44th International ACM SIGIR Conference on Research and Development in Information Retrieval*, pages 2443–2449. ACM.
- Qwen Team. 2024. [Qwen2.5: A party of foundation models](#).
- Rubèn Tito, Dimosthenis Karatzas, and Ernest Valveny. 2021. Document collection visual question answering. In *International Conference on Document Analysis and Recognition*, pages 778–792. Springer.
- Michael Tschannen, Alexey Gritsenko, Xiao Wang, Muhammad Ferjad Naeem, Ibrahim Alabdulmohsin, Nikhil Parthasarathy, Talfan Evans, Lucas Beyer, Ye Xia, Basil Mustafa, Olivier Hénaff, Jeremiah Harmsen, Andreas Steiner, and Xiaohua Zhai. 2025. Siglip 2: Multilingual vision-language encoders with improved semantic understanding, localization, and dense features. *arXiv preprint arXiv:2502.14786*.
- Cong Wei, Yang Chen, Haonan Chen, Hexiang Hu, Ge Zhang, Jie Fu, Alan Ritter, and Wenhu Chen. 2024. [Uniir: Training and benchmarking universal multimodal information retrievers](#). In *Computer Vision – ECCV 2024: 18th European Conference, Milan, Italy, September 29–October 4, 2024, Proceedings, Part LXXXVII*, page 387–404, Berlin, Heidelberg. Springer-Verlag.
- Siwei Wu, Yizhi Li, Kang Zhu, Ge Zhang, Yiming Liang, Kaijing Ma, Chenghao Xiao, Haoran Zhang, Bohao Yang, Wenhu Chen, Wenhao Huang, Noura Al Moubayed, Jie Fu, and Chenghua Lin. 2024. [SciMMIR: Benchmarking scientific multi-modal information retrieval](#). In *Findings of the Association for Computational Linguistics: ACL 2024*, pages 12560–12574, Bangkok, Thailand. Association for Computational Linguistics.
- An Yang, Anfeng Li, Baosong Yang, Beichen Zhang, Binyuan Hui, Bo Zheng, Bowen Yu, Chang Gao, Chengen Huang, Chenxu Lv, et al. 2025. Qwen3 technical report. *arXiv preprint arXiv:2505.09388*.
- An Yang, Baosong Yang, Binyuan Hui, Bo Zheng, Bowen Yu, Chang Zhou, Chengpeng Li, Chengyuan Li, Dayiheng Liu, Fei Huang, Guanting Dong, Haoran Wei, Huan Lin, Jialong Tang, Jialin Wang, Jian Yang, Jianhong Tu, Jianwei Zhang, Jianxin Ma, Jin Xu, Jingren Zhou, Jinze Bai, Jinzheng He, Junyang Lin, Kai Dang, Keming Lu, Keqin Chen, Kexin Yang, Mei Li, Mingfeng Xue, Na Ni, Pei Zhang, Peng Wang, Ru Peng, Rui Men, Ruize Gao, Runji Lin, Shijie Wang, Shuai Bai, Sinan Tan, Tianhang Zhu, Tianhao Li, Tianyu Liu, Wenbin Ge, Xiaodong Deng, Xiaohuan Zhou, Xingzhang Ren, Xinyu Zhang, Xipin Wei, Xuancheng Ren, Yang Fan, Yang Yao, Yichang Zhang, Yu Wan, Yunfei Chu, Yuqiong Liu, Zeyu Cui, Zhenru Zhang, and Zhihao Fan. 2024. Qwen2 technical report. *arXiv preprint arXiv:2407.10671*.
- Peter Young, Alice Lai, Micah Hodosh, and Julia Hockenmaier. 2014. [From image descriptions to visual denotations: New similarity metrics for semantic inference over event descriptions](#). *Transactions of the Association for Computational Linguistics*, 2:67–78.
- Xiaohua Zhai, Basil Mustafa, Alexander Kolesnikov, and Lucas Beyer. 2023. Sigmoid loss for language image pre-training. In *Proceedings of the IEEE/CVF international conference on computer vision*, pages 11975–11986.
- Tianshuo Zhou, Sen Mei, Xinze Li, Zhenghao Liu, Chenyan Xiong, Zhiyuan Liu, Yu Gu, and Ge Yu. 2023. Marvel: unlocking the multi-modal capability of dense retrieval via visual module plugin. *arXiv preprint arXiv:2310.14037*.

A Domain-specific Multimodal Characteristics

To better understand the diversity and multimodal nature of our dataset, we conduct a qualitative analysis by sampling 20 representative documents from each domain. Below, we describe the distinct characteristics observed across the three major sources:

A.1 arXiv

Documents from *arXiv* are typically research papers from disciplines such as physics, computer science, and mathematics. They contain technical plots, detailed diagrams, and dense textual content with frequent use of mathematical formulas and citations. Visual elements (e.g., charts, tables, algorithm pseudocode) are tightly integrated with the surrounding text to support analytical reasoning. The corresponding user queries often begin with “How” or “Why”, reflecting a desire for deep technical understanding and methodological insights.

A.2 Slideshare

Slideshare content consists primarily of presentation slides, which are highly structured with section headings, bullet points, and concise text. Visuals include simplified illustrations, conceptual diagrams, and occasional infographics. The language is generally less technical and more pedagogical, aiming for clarity and accessibility. Topics span education, business, media, and more. Queries typically focus on understanding core concepts or practical applications, aligning with the explanatory intent of the documents.

A.3 Wikipedia

Wikipedia articles follow an encyclopedic style, with informative images such as historical photographs, maps, and diagrams that supplement rich

textual descriptions. These documents are entity-dense and often include timelines, factual summaries, and citation references. The multimodal elements are designed to support broad-topic comprehension. User queries associated with Wikipedia data frequently explore cultural, historical, or factual context, emphasizing general knowledge acquisition.

B Evaluation Protocol and Metric Definitions

Our evaluation adopts a *full-collection* retrieval paradigm: every test query is ranked against the entire document pool, including training, validation, and test items. This mirrors deployment settings in which retrieval engines must sift relevant documents from a continually growing corpus. The design (i) prevents inflated scores that arise when ranking is restricted to unseen documents, (ii) reflects practical scenarios lacking strict train–test boundaries, and (iii) discourages shortcut learning by forcing the model to discriminate relevant from irrelevant material regardless of split origin.

MRR@10. For each query, we compute the reciprocal rank of the first relevant document within the top-10 results and average across queries. By truncating at ten, MRR@10 focuses evaluation on the page of results most users inspect.

NDCG@10. Normalised Discounted Cumulative Gain at rank ten measures graded relevance, weighting higher-ranked documents more heavily and normalising by the ideal ranking.

HIT@ K . HIT@1, HIT@3 and HIT@10 report the proportion of queries for which at least one relevant document appears within the top K positions, providing an intuitive precision-style view.

Together, these complementary metrics yield a robust assessment of ranking quality in large candidate pools while emphasising practical user-facing cut-offs.

C Prompt Template

Prompts used in the data curation pipeline are listed below.

Prompt for Query Generation

```
{ "role": "system",
  "content": "You are a helpful natural language processing expert." },
{ "role": "user",
  "content": [
    *doc_image,
    {
      "type": "text",
      "text": (
        "You are tasked with generating a thought-provoking question "
        "based on the given image-text data from a document. "
        "The question should capture the overall theme or deeper "
        "meaning of the document, rather than specific visual details. "
        "It must be abstract, invite critical reflection, and avoid "
        "a direct answer from the context. "
        "Do not be overly generic—ensure the question aligns with "
        "the unique visual cues of the document. "
        "Begin your output with 'Q:' followed by the generated question. "
        + doc_text
      )
    }
  ]
}
```


Prompt for Slide OCR data perplexity examination

```
{
  "role": "system",
  "content": (
    "You are a generous language quality classifier. "
    "Your task is to determine whether a given text segment, possibly "
    "extracted from an OCR-processed document, likely contains meaningful "
    "human-written content. You should accept text that is partially "
    "broken, informal, or noisy, as long as it seems intended to "
    "communicate something relevant. Accept marketing language, product "
    "descriptions, announcements, or technical explanations. Only reject "
    "text if it is purely noise, random symbols, or unreadable junk. "
    "/no_think"
  )
},
{
  "role": "user",
  "content": (
    "Below are some examples:\n\n"
    "Text: 'Figure 3: 0.233!!@@## 19982ab' → No\n"
    "Text: 'Explori enables survey management for licensed events.' → Yes\n"
    "Text: 'Chart axis: year, value, growth' → No\n"
    "Text: 'This document introduces a framework for multimodal IR tasks "
    "in scientific domains.' → Yes\n"
    "Text: 'http://bit.ly/xyz download summary' → No\n"
    "Text: 'Project overview and next steps: iterate, test, deploy' → Yes\n"
    "---\n\n"
    "Now classify the following:\n\n"
    f"Text: {doc_text}\n\n"
    "Is this meaningful human language? Respond with one word only: "
    "'Yes' or 'No'."
  )
}
```