

# Training-free Stylized Text-to-Image Generation with Fast Inference

XIN MA<sup>1</sup>, YAOHUI WANG<sup>2‡</sup>, XINYUAN CHEN<sup>2</sup>, TIEN-TSIN WONG<sup>1</sup>, CUNJIAN CHEN<sup>1‡</sup>

<sup>1</sup>DEPARTMENT OF DATA SCIENCE & AI, FACULTY OF INFORMATION TECHNOLOGY, MONASH UNIVERSITY <sup>2</sup>SHANGHAI AI LABORATORY




Fig. 1. **Examples generated by OmniPainter.** Our method can generate images in desired styles from any textual prompt, requiring only one style image.

Although diffusion models exhibit impressive generative capabilities, existing methods for stylized image generation based on these models often require textual inversion or fine-tuning with style images, which is time-consuming and limits the practical applicability of large-scale diffusion models. To address these challenges, we propose a novel stylized image generation method leveraging a pre-trained large-scale diffusion model without requiring fine-tuning or any additional optimization, termed as **OmniPainter**. Specifically, we exploit the self-consistency property of latent consistency models to extract the representative style statistics from reference style images to guide the stylization process. Additionally, we then introduce the norm mixture of self-attention, which enables the model to query the most relevant style patterns from these statistics for the intermediate output content features. This mechanism also ensures that the stylized results align closely with the distribution of the reference style images. Our qualitative and quantitative experimental results demonstrate that the proposed method outperforms state-of-the-art approaches. The project page is available at [https://maxin-cn.github.io/omnipainter\\_project](https://maxin-cn.github.io/omnipainter_project).

CCS Concepts: • **Computing methodologies** → **Image processing**.

Additional Key Words and Phrases: Stylized text-to-image, latent consistency models

## 1 INTRODUCTION

Text-to-image (T2I) diffusion models trained on large-scale datasets have demonstrated remarkable capability in generating diverse, detail-rich, high-quality images across a wide range of genres and

themes [Chang et al. 2023; Chen et al. 2025, 2024; Rombach et al. 2022; Saharia et al. 2022]. Existing models can produce images with styles specified by users through text prompts (e.g. “oil painting,” or “watercolor”), as the training data contains examples of major styles. However, if a style is less popular or more finely categorized, generating the desired style with nuanced brushwork and unique color schemes becomes challenging, even with extensive prompt engineering efforts [Cui et al. 2025; Gal et al. 2022b]. For instance, an artist like Van Gogh can have multiple styles throughout his career (Fig. 2), yet his paintings are likely labeled simply as “Van Gogh” in the training data. In other words, providing a reference image of the desired style should be a more effective means of describing and controlling the nuanced brushwork, color scheme, and other subtle characteristics to guide the generation process.

A straightforward approach is to first generate the image with a pre-trained T2I model given the content prompt. Then the generated image is converted to a specific style using the state-of-the-art style transfer method given a reference style image. Fig. 3 (top row) shows one such success example. However, it mainly works when the reference style image and content image share certain similarities. This approach may fail when the reference style image and content image are substantially different like the examples in Fig. 3 (middle & bottom rows). An alternative approach is to take a few more reference style images and minimally train/fine-tune the models using LoRA or adaptor [Cui et al. 2025; Houlsby et al. 2019; Hu et al. 2021; Sohn et al. 2023], or even fine-tune the entire T2I models [Everaert et al. 2023]. However, these methods require more

‡ Corresponding authors.



Fig. 2. Examples generated by our method using different paintings of Van Gogh as style images.




Fig. 3. **Examples of using the style transfer method for stylized T2I generation directly.** We first generate images from prompts using the T2I method [Luo et al. 2023], then apply style transfer methods [Deng et al. 2024b; Liu et al. 2024b] to incorporate the specified style.

time and effort, making them less convenient than simply providing a reference style image.

In this paper, we present **OmniPainter**, a fast, training-free, and inversion-free stylized T2I generation method that addresses the aforementioned challenges. Our core idea is to retain the high-level semantic content from the original T2I generation process while incorporating representative style statistics (typically lower-level features) from the reference style image. To achieve this, we extract representative style statistics from the reference style image and incorporate them through a pseudo cross-attention mechanism during the denoising process. While a straightforward approach to obtain these statistics could involve DDIM Inversion [Wallace et al. 2023], which generates signature keys and values to capture style, this method incurs significant computational overhead due to the additional inversion step. To enable fast stylized image synthesis, we propose to build our method on top of latent consistency models (LCMs) [Luo et al. 2023; Song et al. 2023], instead of the original diffusion models. Leveraging the inherent self-consistency property

of LCMs, we can extract representative style statistics (in the form of key and value statistics) directly from the reference style image without requiring DDIM Inversion. Then, during the image generation, implemented as LCM but with a few-step denoising, we apply a mixture-of-self-attention (MSA) mechanism to guide the generation process with these style statistics. Our method operates on the content features within self-attention spaces so as to retain the original content guided by the text prompt. To further mitigate the distribution discrepancy between the generated images and the style images, particularly in terms of color deviations, we introduce an AdaIN [Saharia et al. 2022] operation before MSA, which aims to align their distributions more effectively. We term this the norm-mixture-of-self-attention (NMSA). With the proposed method, as shown in Fig. 1, we can seamlessly integrate the representative style statistics during the T2I generation process, so that the generated image aligns well to both the given prompt and the style reference.

Our OmniPainter generates stylized images in six sampling steps, significantly reducing the computation time and enhancing the practicality of diffusion-based text-to-image stylization. Extensive experiments have been conducted to validate the effectiveness of our method. As shown in Fig. 12, our method takes only 0.7 seconds on average to generate images, and achieves the highest style score and comparable content fidelity scores. To summarize, our contributions are as follows:

- We introduce OmniPainter, a new fast, training-free, and inversion-free stylized T2I generation method that requires only 0.7 seconds on average to synthesize a high-quality image with the desired style.
- We introduce the norm mixture of self-attention mechanism to seamlessly integrate the representative style statistics into the generation of images that remain aligned well with the text prompt.

## 2 RELATED WORKS

**Personalized text-to-image Synthesis.** Text-to-image generation has recently become a widely discussed topic [Chen et al. 2025, 2024; Esser et al. 2024; Luo et al. 2022; Ma et al. 2021, 2022, 2024e; Podell et al. 2024; Rombach et al. 2022], due to its remarkable generalization capabilities demonstrated by pre-trained vision-language models [Li et al. 2025a,b; Ma et al. 2024a,b; Radford et al. 2021; Wang et al. 2023], diffusion models [Chen et al. 2023; Ho et al. 2020; Ma et al. 2024c,d; Song et al. 2020, 2021; Wang et al. 2024a], and auto-regressive models [Chang et al. 2023; Tian et al. 2024]. Several personalized text-to-image synthesis methods aiming at incorporating personal assets have been proposed, leveraging the powerful pre-trained text-to-image models. Textual inversion [Gal et al. 2022a] and Hard Prompts Made Easy [Wen et al. 2024] identify text representations (e.g., embeddings, tokens) corresponding to a set of images of a specific object, enabling personalized T2I generation without modifying the parameters of the pre-trained T2I model. Prompt-to-prompt [Hertz et al. 2022] leverages these characteristics by replacing or re-weighting the attention maps between text prompts and their corresponding edited images. Furthermore, Null-text Inversion [Mokady et al. 2023] identifies that the classifier-free guidance in conditional text-to-image generation amplifies the



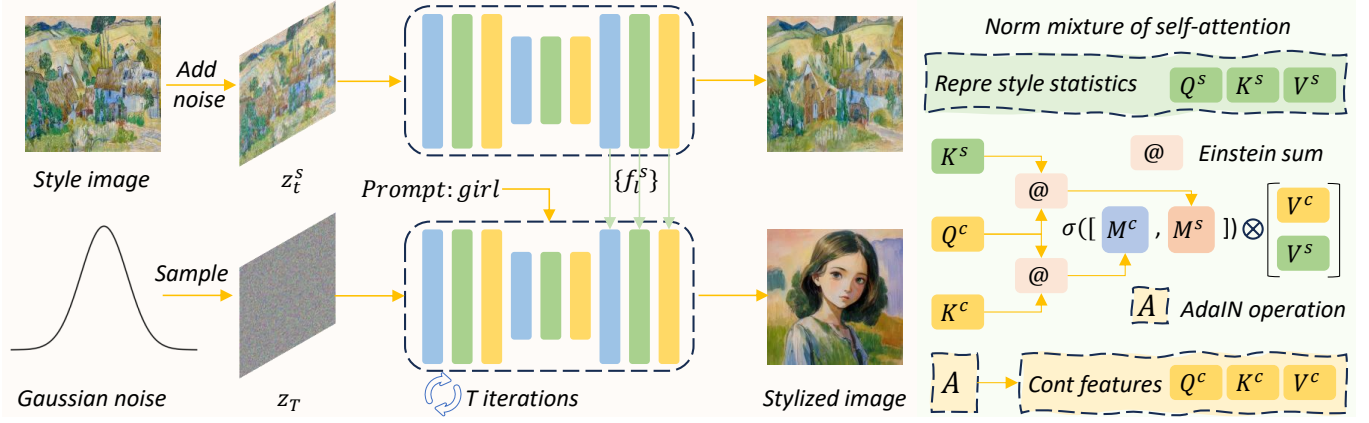


Fig. 4. **The overall pipeline of our method.** Here,  $\sigma$ , “Repre style statistics”, and “Cont features” are the softmax operation, representative style statistics, and content features, respectively. The whole stylization process operates in the latent space of the pre-trained VAE.

cumulative errors at each DDIM inversion step [Wallace et al. 2023]. To address this, it introduces null-text optimization, building on the Prompt-to-Prompt framework, which enables real image editing capabilities. Plug-and-Play [Tumanyan et al. 2023] and MasaCtrl [Cao et al. 2023] shift the emphasis from text prompts to spatial features, utilizing the self-attention mechanisms within the U-Net architecture of the latent diffusion model to inject the characteristics of the input image into the target generation branch.

Other methods involve fine-tuning either partial or all parameters of pre-trained T2I models [Wang et al. 2024b]. DreamBooth [Ruiz et al. 2023] fine-tunes the whole text-to-image model using just a few images of the subject of interest. This enables it to be more expressive and capture the subject with enhanced detail and fidelity. To save computational resources, more parameter-efficient fine-tuning methods, such as LoRA [Guo et al. 2024; Hu et al. 2021] or adapter tuning [Houlsby et al. 2019], are introduced. ZipLoRA [Shah et al. 2025] introduces an efficient approach to merge independently trained style and subject LoRAs, enabling the generation of any user-defined subject in any desired style. Similarly, T2I-Adapter [Mou et al. 2024] learns simple and lightweight adapters to align the internal knowledge in pre-trained T2I models with the external control signals while freezing the original large pre-trained T2I models. Our proposed stylized T2I generation method falls into the category of personalized T2I synthesis, but it does *not* require any fine-tuning or the DDIM inversion.

**Neural Style Transfer** seeks to create an image that preserves the content structure of the content image while adopting the artistic style of the style image, leveraging the power of deep neural networks [Chen et al. 2022; Gatys et al. 2016; Huang and Belongie 2017]. Gatys *et al.* [Gatys et al. 2016] find that Gram matrices of image features extracted from pre-trained VGG models can effectively represent style. They proposed an optimization-based approach to generate stylized images by minimizing the differences between the Gram matrices of the generated and style images. AdaIN [Huang and Belongie 2017] employs an adaptive instance normalization technique to align the mean and variance of the content image with those of the style image, enabling global style transfer. Li *et al.* [Li

et al. 2017] proposes utilizing feature transformations, specifically whitening and coloring, to directly align the statistical properties of content features with those of a style image within the deep feature space. Some methods, such as SANet [Deng et al. 2020], MAST [Park and Lee 2019], and AdaAttn [Liu et al. 2021], leverage attention mechanisms between content and style features to infuse appropriate stylistic patterns into the content effectively. Other approaches exploit the ability of Transformers to capture long-range features, further enhancing the quality of stylized results [Deng et al. 2022; Liu et al. 2024a; Tang et al. 2023; Vaswani 2017; Wang et al. 2022; Wei et al. 2022; Wu et al. 2021; Zhang et al. 2024].

Recently, T2I models trained on large paired text-to-image datasets have demonstrated remarkable zero-shot generation capabilities. As a result, many efforts have leveraged this advantage for neural style transfer. Style Injection in Diffusion [Chung et al. 2024], Z-STAR [Deng et al. 2024b], and Z-STAR+ [Deng et al. 2024a] adopt a similar approach. They first project the content image and style image into Gaussian noise using DDIM inversion. Then, they inject the style characteristics into the key and value of the content features within the self-attention mechanism of Stable Diffusion. Our proposed stylized T2I generation method shares the spirit of style injection, but the injection is incorporated during the T2I generation, no content images are needed in the first place.

**Stylized Image Generation** aims to create images in a desired style based on a few style images, representing a new paradigm in image generation. Although stylized image generation is similar to the neural style transfer task mentioned above, they are fundamentally different. Neural style transfer takes two input images (the content and the style images) and addresses an image translation task, focusing on transferring the artistic style of the style image onto the content image. On the contrary, stylized image generation creates images with a specific style conditioned on the given prompts. Diffusion in Style [Everaert et al. 2023] adjusts the initial latent distribution using the mean and variance of a set of style images, followed by fine-tuning Stable Diffusion (SD) [Rombach et al. 2022] on this style image set to improve the stylized results. Similarly, InstaStyle [Cui et al. 2025] first uses the inverted initial

noise of the style image to generate a set of images with a similar style pattern, then fine-tunes SD using LoRA and the learned style token. StyleDrop [Sohn et al. 2023] adopts a training procedure similar to InstaStyle, training an adapter for each individual style pattern using paired text and images. In this approach, the textual prompts describe both the content and style of the given images. Unlike the above methods requiring LoRA, adaptor, or finetuning, our proposed method does not require any training/finetuning or any parameter-efficient tuning but achieves real-time stylized image generation aligning to both the textual prompts and the reference style images.

### 3 METHODOLOGY

#### 3.1 Preliminaries

**Latent Diffusion Models (LDMs)** are efficient diffusion models that employ the diffusion process in the low-dimensional latent space of the pre-trained VAE rather than the high-dimensional pixel space [Ho et al. 2020; Kingma and Welling 2013; Kingma et al. 2019; Rombach et al. 2022; Song et al. 2020]. An encoder  $\mathcal{E}$  of the pre-trained VAE is firstly utilized in LDMs to project the input data sample  $x \in p_{\text{data}}$  into a low-dimensional latent code  $z = \mathcal{E}(x)$ . The data distribution is then learned according to two key processes: diffusion and denoising. The diffusion process generates the perturbed sample  $z_t$  by the following formulation,

$$z_t = \sqrt{\bar{\alpha}_t} z + \sqrt{1 - \bar{\alpha}_t} \epsilon, \quad (1)$$

where  $\epsilon \sim \mathcal{N}(0, 1)$  and this process gradually adds Gaussian noise to the latent code  $z$ . Note that  $\bar{\alpha}_t$  and  $t$  are the pre-defined noise scheduler and the diffusion timestep, respectively. The denoising process is the inversion of the diffusion process, which learns to predict a less noisy sample  $z_{t-1}$ :  $p_{\theta}(z_{t-1}|z_t) = \mathcal{N}(\mu_{\theta}(z_t), \Sigma_{\theta}(z_t))$  and make the variational lower bound of log-likelihood reduce to  $\mathcal{L}_{\theta} = -\log p(z_0|z_1) + \sum_t D_{KL}((q(z_{t-1}|z_t, z_0)||p_{\theta}(z_{t-1}|z_t)))$ . In this context,  $\mu_{\theta}$  means a denoising model and is trained with the following objective,

$$\mathcal{L}_{\text{simple}} = \mathbb{E}_{z \sim p(z), \epsilon \sim \mathcal{N}(0,1), t} [\|\epsilon - \epsilon_{\theta}(z_t, t)\|_2^2]. \quad (2)$$

**Latent Consistency Models (LCMs)** are based on a concept similar to that of LDMs, operating within the low-dimensional space of a pre-trained VAE [Luo et al. 2023; Song and Dhariwal 2024; Song et al. 2023]. LCMs have demonstrated significant potential as a new class of generative models, offering faster sampling while maintaining high generation quality. In LCMs, the consistency function  $f_{\theta}(z_t, t)$  guarantees that each anchor point  $z_t$  along the sampling trajectory can be precisely mapped back to the initial latent code  $z_0$ , thus maintaining self-consistency within the model. The consistency function is mathematically defined as the following formulation,

$$f_{\theta}(x, t) = c_{\text{skip}}(t)x + c_{\text{out}}(t)F_{\theta}(x, t), \quad (3)$$

where  $c_{\text{skip}}$  and  $c_{\text{out}}$  are the differentiable functions to ensure the differentiability of  $f_{\theta}(x, t)$ , subject to the conditions  $c_{\text{skip}}(0) = 1$  and  $c_{\text{out}}(0) = 0$ .  $F_{\theta}(x, t)$  is a deep neural network model. The self-consistency characteristic of  $f(x, t)$  is ensured by the following optimization objective,

$$\min_{\theta, \theta^-, \phi} \mathbb{E}_{z_0, t} \left[ d \left( f_{\theta}(z_{t+1}, t+1), f_{\theta^-}(z_t^{\phi}, t) \right) \right], \quad (4)$$

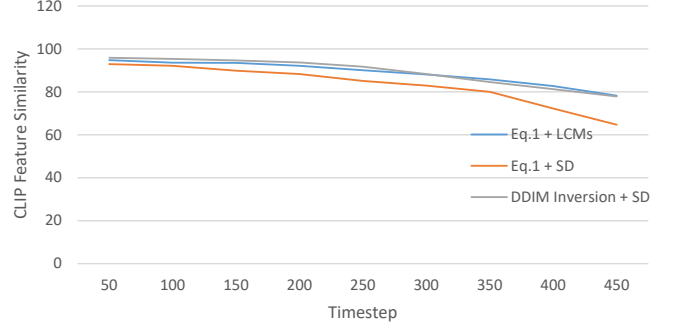


Fig. 5. CLIP features similarity of different combinations at different timesteps.

where  $\theta^-$  is updated through the exponential moving average (EMA) of the parameter  $\theta$  we intend to learn, i.e.,  $\theta^- \leftarrow \mu\theta^- + (1 - \mu)\theta$ . And  $d(\cdot, \cdot)$  is a metric function that measures the distance between two samples, e.g., the squared  $\mathcal{L}_2$  distance  $d(x, y) = \|x - y\|^2$ .  $\hat{z}_t^{\phi}$  is a one-step estimation of  $z_t$  from  $z_{t+1}$  by using the following formulation,

$$\hat{z}_t^{\phi} = z_{t+1} + \Delta t \Phi(z_{t+1}, t+1; \phi), \quad (5)$$

where  $\Phi$  represents the one-step ordinary differential equation (ODE) solver [Karras et al. 2022; Song et al. 2023].

#### 3.2 Pipeline Overview

In this paper, we extend LCMs to enable them with the stylized T2I generation capability. Our pipeline (Fig. 4) generates a stylized image from a style image  $I^s$  and a prompt  $p$ . The upper branch extracts representative style statistics from  $I^s$  using one-step denoising with LCMs (Sec. 3.3). The lower branch uses these statistics and  $p$  in a few-step T2I denoising process to produce the stylized image. The statistics are seamlessly integrated via NMSA (Sec. 3.4).

#### 3.3 Extracting Representative Style Statistics

In Fig. 5, we apply two noise injection methods (Eq. 1 and DDIM Inversion) to the style images and perform a single de-noising step using two different models (LCMs and SD). We extract features from both the clean style images and the denoised images using the image encoder of CLIP and compute their cosine similarity [Cui et al. 2025; Radford et al. 2021]. This figure shows that as the timestep increases, the performance of all three combinations gradually declines. However, the performance gap between the Eq. 1 + LCMs combination and the DDIM Inversion + SD combination remains relatively small. This indicates that LCMs can effectively extract representative style statistics from noisy style images, which can avoid time-consuming DDIM Inversion operations. The underlying reason for this phenomenon is the optimization objective of LCMs (Eq. 4) minimizes the difference between the outputs of the consistency function in neighboring samples. This mechanism inherently preserves the representative style statistics even during single step predictions. The denoised style images can be seen in Fig. 14.



Given a reference style image  $I^s$ , the encoder  $\mathcal{E}$  of the pre-trained VAE is initially used to encode  $I^s$  into the latent code  $z^s$ . Subsequently, the Gaussian noise is added to  $z^s$  by using Eq. 1,

$$z_t^s = \sqrt{\alpha_t} z^s + \sqrt{1 - \alpha_t} \epsilon. \quad (6)$$

Finally, the noisy latent code  $z_t^s$  is fed into the noise prediction backbone of the LCMs, where the representative style statistics are extracted at each Transformer layer  $l$  within the backbone,

$$\{f_l^s\} = F_\theta(z_t^s, t, p). \quad (7)$$

### 3.4 Norm Mixture of Self-Attention

Similar to the definition above, the features derived at each Transformer layer  $l$  within the backbone conditional on the given prompt are defined as content features  $f_l^c$ , which can be written as follows,

$$\{f_l^c\} = F_\theta(z_t^c, t, p). \quad (8)$$

Our objective is to seamlessly integrate the representative style statistics  $\{f_l^s\}$  into content features  $\{f_l^c\}$  at layer  $l$ , leading to stylized content feature  $\{\hat{f}_l^c\}$ . After passing through the Transformer layer in the backbone, the features  $[f_l^s, f_l^c]$  are individually mapped to the query  $[Q_l^s, Q_l^c]$ , key  $[K_l^s, K_l^c]$ , and value  $[V_l^s, V_l^c]$  features within the self-attention module. This manipulation is inspired by the process of Z-STAR [Deng et al. 2024b] and ZePo [Liu et al. 2024b] in style transfer tasks. From now on, we focus on discussing the proposed norm mixture of self-attention to achieve this integration.

**Direct Replacement.** It is intuitive that the query can be used to represent semantic information, such as image layout, while the key and value features are used to represent style statistics, such as color, texture, and illumination. Thus, the content features can be used to query the style statistics from the reference style images that best match the input patch. Formally, stylized content feature  $\hat{f}_l^c$  can be obtained as follows,

$$\hat{f}_l^c = \mathcal{A}(Q_l^c, K_l^s, V_l^s) = \sigma\left(\frac{Q_l^c K_l^{sT}}{\sqrt{d}}\right) V_l^s, \quad (9)$$

where  $\mathcal{A}$  and  $\sigma$  represent the attention operation and softmax activation function, respectively. While the approach is straightforward, we observe that it tends to prioritize style statistics at the expense of the semantic information derived from the prompt. For example, as shown in the first row of Fig. 6, it fails to generate the desired contents corresponding to prompts “girl” and “house”. We perform PCA on the features or attention maps from various backbone layers [Tumanyan et al. 2023], including the ResNet block and the query and key layers of self-attention. The first three principal components are visualized in the second row of Fig. 6, which further reveals that the semantic information is significantly closer to that of the style reference rather than to the given conditional prompt.

**Direct Addition.** To address the issue mentioned above, we can enhance the semantic representation in  $\hat{f}_l^c$  by reintroducing the semantic information, as shown below,

$$\hat{f}_l^c = \lambda * \mathcal{A}(Q_l^c, K_l^s, V_l^s) + \mathcal{A}(Q_l^c, K_l^c, V_l^c), \quad (10)$$

where  $\lambda \in [0, 1]$  is the weight hyperparameter. We find that this method is less robust and highly dependent on the choice of  $\lambda$ . For instance, as shown in Fig. 7, under the same  $\lambda$  setting, the generated




Fig. 6. Issues of the direct replacing method and visualization of the top three leading components.




Fig. 7. Issues of the direct addition method.

stylized images in the second row demonstrate a better presentation of the semantics than those in the first row.

We believe the unstable performance stems from the fact that the two attention operations in Eq. 10 calculate their attention maps *separately*. Recalling the process of the standard attention mechanism, the negative numbers are mapped to very small values by the exponentiation function, effectively reducing their contribution to the attention weights matrix. However, in stylized T2I, if the style statistics and semantics information differ significantly, the attention score matrix (before applying the softmax function) between content features  $f_l^c$  and representative style statistics  $f_l^s$  might contain negative values in some rows. As a result, the exponentiation function cannot work effectively. Therefore, it becomes necessary to introduce an additional weighting coefficient  $\lambda$  to balance the two components on the right-hand side of Eq. 10.

**Norm Mixture of Self-Attention.** To avoid the aforementioned problem, it is essential to ensure that the calculation of the attention score matrix accounts for both the intra-class semantic differences and the inter-class (semantic and style) information differences, rather than computing these components separately. We first rewrite




Fig. 8. Effect of style distribution normalized.

Eq. 10 in matrix form yielding the following formulation,

$$\hat{f}_l^c = \left[ \lambda \cdot \sigma \left( \frac{Q_l^c K_l^{sT}}{\sqrt{d}} \right), \sigma \left( \frac{Q_l^c K_l^{cT}}{\sqrt{d}} \right) \right] * \begin{bmatrix} V_l^s \\ V_l^c \end{bmatrix} = M * \hat{V}^T. \quad (11)$$

To achieve this uniform attention score matrix calculation, we form a new matrix  $\left[ \lambda \frac{Q_l^c K_l^{sT}}{\sqrt{d}}, \frac{Q_l^c K_l^{cT}}{\sqrt{d}} \right]$  by concatenating  $\lambda(Q_l^c K_l^{sT})/\sqrt{d}$  and  $(Q_l^c K_l^{cT})/\sqrt{d}$  and then rewrite  $M$  in Eq. 11 as  $\hat{A}$  as follows,

$$\hat{M} = \sigma \left( \left[ \lambda \frac{Q_l^c K_l^{sT}}{\sqrt{d}}, \frac{Q_l^c K_l^{cT}}{\sqrt{d}} \right] \right). \quad (12)$$

Eq. 12 performs the softmax operation on inter-class and intra-class information as a whole and avoids the potential failures that arise from using the exponentiation function to project the attention score matrix into the attention weights matrix as mentioned above. The stylized content features  $\hat{f}_l^c$  can be obtained through,

$$\hat{f}_l^c = \sigma \left( \left[ \lambda \frac{Q_l^c K_l^{sT}}{\sqrt{d}}, \frac{Q_l^c K_l^{cT}}{\sqrt{d}} \right] \right) * \begin{bmatrix} V_l^s \\ V_l^c \end{bmatrix}, \quad (13)$$

which enables the model to more adaptively aggregate semantic and style information, while reducing its heavy dependence on the choice of  $\lambda$ .

Eq. 13 leverages each input patch of the content features  $f_l^c$  to query the most relevant information from the representative style statistics  $f_l^s$ . However, this approach can sometimes lead to a mismatch in the style distribution between  $\hat{f}_l^c$  and  $f_l^s$ , as it does not account for the global style distribution. As illustrated in the first row in Fig. 8, this mismatch manifests as global color inconsistency between the generated stylized image and the reference style images.

We thus introduce the style distribution normalized process before applying Eq. 13 inspired by AdaIN [Huang and Belongie 2017]. This process can be mathematically expressed as follows,

$$f_l^c = \delta_l^s * \left( \frac{f_l^c - \mu_l^c}{\delta_l^c} \right) + \mu_l^s, \quad (14)$$

where  $\mu_l^s$ ,  $\mu_l^c$ ,  $\delta_l^s$ , and  $\delta_l^c$  represent the mean and standard deviation of content feature  $f_l^c$  and representative style statistics  $f_l^s$ , respectively. As shown in Fig. 8 (lower row), after applying the style distribution normalization, the global color tone becomes more consistent with

the style image compared to the case without this normalization (upper row). Finally, we collectively refer to the above two processes as the *norm mixture of self-attention*.

## 4 EXPERIMENTS

### 4.1 Evaluation Benchmark and Metrics.

Following the previous methods [Cui et al. 2025; Everaert et al. 2023; Sohn et al. 2023], we utilize a dataset of 60 style images as the evaluation benchmark. The generated stylized images are assessed quantitatively from two perspectives. First, we compute the CLIP score between the generated stylized images and the style images to evaluate the style consistency. Second, we calculate the CLIP score between the generated stylized images and the given prompt to assess the content fidelity [Cui et al. 2025; Radford et al. 2021].

### 4.2 Stylized Image Synthesis

We compare our method with recent methods using their open-source codes: Textual Inversion [Gal et al. 2022a], Custom Diffusion [Kumari et al. 2023], DreamBooth [Ruiz et al. 2023], StyleDrop [Sohn et al. 2023], DEADiff [Qi et al. 2024], and InstaStyle [Cui et al. 2025]. Additionally, we evaluate our method against style transfer methods, including AdaAttn [Liu et al. 2021], CCPL [Wu et al. 2022], StyTr<sup>2</sup> [Deng et al. 2022], CAST [Zhang et al. 2022], AesPA-Net [Hong et al. 2023], and StyleID [Chung et al. 2024], to demonstrate the superiority of our method. Notably, style transfer methods require a content image, while our method requires only text prompts. To facilitate the comparison, we generate the content images from the same text prompts and feed them to the style transfer methods. While this enables the comparison, it is not entirely fair to our method, as the content images fed to style transfer methods may provide additional content and semantic information that text prompts alone cannot convey.

**Qualitative Results.** As shown in Fig. 9 and Fig. 15, Custom Diffusion struggles to capture style patterns effectively, while DreamBooth and StyleDrop perform slightly better. Their limited performance is mainly due to the availability of only a single style image for fine-tuning in our scenario. The improved performance of DEADiff can be attributed to its well-designed training dataset. InstaStyle achieves better results by leveraging DDIM Inversion to generate multiple images with a similar style pattern, but it is prone to structural inaccuracies. Benefiting from representative style statistics and NMSA, our method generates stylized images with fine-grained details and higher fidelity without fine-tuning. Fig. 10 and Fig. 16 further compare our method with style transfer approaches. Our method preserves style details effectively while maintaining comparable content fidelity.

**Quantitative Results.** Following the evaluation setting of the previous works [Cui et al. 2025; Sohn et al. 2023], we use 100 objects from CIFAR100 [Krizhevsky et al. 2009] as input prompts for models. The generated images from different models are evaluated based on two aspects. As shown in Tab. 1, our method achieves the highest style consistency while maintaining comparable content fidelity, demonstrating its ability to generate images that align with the style image while accurately following the given prompt. Compared to style transfer methods like AdaAttn, CCPL, and CAST, which use





Fig. 9. **Qualitative comparison of personalized T2I generation on various style images.** The prompts for synthesis, listed from top to bottom, are: “couch” and “castle”.




Fig. 10. **Qualitative comparison with style transfer methods.** Content images, displayed in the second column, are used by style transfer methods, whereas our method relies solely on the related prompts shown in white.

Method	Style $\uparrow$	Content $\uparrow$
AdaAttn (ST) [Liu et al. 2021]	58.7	28.70
CCPL (ST) [Wu et al. 2022]	54.2	28.60
StyTr <sup>2</sup> (ST) [Deng et al. 2022]	56.0	28.20
CAST (ST) [Zhang et al. 2022]	59.4	28.50
AesPA-Net (ST) [Hong et al. 2023]	60.4	28.40
Textual Inversion [Gal et al. 2022a]	56.2	27.80
Custom Diffusion [Kumari et al. 2023]	61.1	28.00
DreamBooth [Ruiz et al. 2023]	56.1	23.54
StyleDrop [Sohn et al. 2023]	60.2	23.58
InstaStyle [Cui et al. 2025]	65.5	<b>29.40</b>
Ours	<b>67.3</b>	28.24

Table 1. **Quantitative comparisons between the baselines and our method.** Note that “ST” means the method designed for the style transfer method.

content images, our text-based approach still achieves a comparable content score (28.24) and significantly higher style consistency.

**User Study.** Following prior works [Cui et al. 2025; Deng et al. 2022; Sohn et al. 2023], we conduct a user study to align with human evaluation standards. Ten independent evaluators were presented with anonymized image pairs, each containing one result from our method and one from a baseline, displayed in random order. They were instructed to prioritize stylistic quality and semantic content

preservation. As shown in Tab. 2, our method receives a higher preference.

Method	Good	Par	Ours
AdaAttn (ST) [Liu et al. 2021]	0.28	0.18	0.54
CCPL (ST) [Wu et al. 2022]	0.36	0.20	0.44
StyTr <sup>2</sup> (ST) [Deng et al. 2022]	0.28	0.24	0.48
CAST (ST) [Zhang et al. 2022]	0.36	0.12	0.52
AesPA-Net (ST) [Hong et al. 2023]	0.16	0.16	0.68
Textual Inversion [Gal et al. 2022a]	0.20	0.07	0.73
Custom Diffusion [Kumari et al. 2023]	0.08	0.10	0.82
DreamBooth [Ruiz et al. 2023]	0.16	0.20	0.64
StyleDrop [Sohn et al. 2023]	0.34	0.16	0.50
InstaStyle [Cui et al. 2025]	0.31	0.23	0.46

Table 2. **User study.** The results illustrate the proportion of votes showing whether the comparison method is favored over ours, is on par with ours, or falls short of ours.

### 4.3 Analysis

In this section, we conduct the ablation study to analyze the effectiveness of each component.

**Impact of Inference Step.** As shown in Fig. 13, considering the trade-off, we ultimately set the number of sampling steps to 6.

**Impact of Timestep.** In Sec. 3.3, we describe first adding noise to  $z^s$  and then using LCMs to extract style statistics. We conduct an ablation study to investigate the impact of the timestep on the performance. As shown in Tab. 3, the content fidelity remains relatively stable, whereas the style consistency scores at  $t = 0$  and  $t = 500$  are notably low. We select a timestep of  $t = 200$  for extracting style statistics, as it yields a higher content fidelity score.

Timestep	0	100	200	300	400	500
Style $\uparrow$	65.17	67.30	67.29	66.94	66.29	64.95
Content $\uparrow$	28.08	28.20	28.24	28.32	28.30	28.37

Table 3. **Quantitative comparison of different timestep.**  $\uparrow$  means the higher the better.

**Impact of Attention Controls.** To evaluate the effectiveness of the different attention controls described in Sec. 3.4, we provide a visual comparison in Fig. 11. and quantitative results in Tab. 4. Direct replacing and direct adding achieve relatively high style consistency scores but significantly lower content fidelity, indicating a tendency to capture style statistics at the expense of semantic content details from prompts. The visual results in Fig. 11 further support this conclusion. In contrast, both MSA and NMSA offer a better balance between style and content. Notably, the latter achieves higher style consistency with only a 0.23 drop in content fidelity, producing images that more closely resemble the style image in overall color as shown in Fig. 11.



Fig. 11. **Effects of different attention controls.** Here, the operations represented by different formulas are shown in Tab. 4.

Operations	Style $\uparrow$	Content $\uparrow$
Direct replacing (Eq. 9)	86.79	19.67
Direct addition (Eq. 10)	76.04	24.50
Mixture of self-attention (Eq. 13)	65.46	28.43
NMSA (Eq. 13 and Eq. 14)	67.30	28.20

Table 4. **Quantitative comparison of different attention controls.** Here, NMSA represents the norm mixture of self-attention.

## 5 CONCLUSION

In this paper, we present OmniPainter, a novel and efficient stylized text-to-image generation method that eliminates the need for inversion. Our approach begins by extracting representative style statistics from reference style images. To seamlessly incorporate these statistics into image generation, we propose a norm mixture of self-attention. Experimental results demonstrate the effectiveness and superiority of our method compared to existing approaches.

## REFERENCES

- Mingdeng Cao, Xintao Wang, Zhongang Qi, Ying Shan, Xiaohu Qie, and Yinqiang Zheng. 2023. Masactrl: Tuning-free mutual self-attention control for consistent image synthesis and editing. In *International Conference on Computer Vision*. 22560–22570.
- Huiwen Chang, Han Zhang, Jarred Barber, AJ Maschinot, Jose Lezama, Lu Jiang, Ming-Hsuan Yang, Kevin Murphy, William T Freeman, Michael Rubinstein, et al. 2023. Muse: Text-to-image generation via masked generative transformers. In *International Conference on Machine Learning*.
- Hangwei Chen, Feng Shao, Xiongli Chai, Yuese Gu, Qiuping Jiang, Xiangchao Meng, and Yo-Sung Ho. 2022. Quality evaluation of arbitrary style transfer: Subjective study and objective metric. *IEEE Transactions on Circuits and Systems for Video Technology* 33, 7 (2022), 3055–3070.
- Junsong Chen, Chongjian Ge, Enze Xie, Yue Wu, Lewei Yao, Xiaozhe Ren, Zhongdao Wang, Ping Luo, Huchuan Lu, and Zhenguo Li. 2025. Pixart- $\sigma$ : Weak-to-strong training of diffusion transformer for 4k text-to-image generation. In *European Conference on Computer Vision*.
- Junsong Chen, Jincheng Yu, Chongjian Ge, Lewei Yao, Enze Xie, Yue Wu, Zhongdao Wang, James Kwok, Ping Luo, Huchuan Lu, et al. 2024. PixArt- $\alpha$ : Fast training of diffusion transformer for photorealistic text-to-image synthesis. In *International Conference on Learning Representations*.
- Xinyuan Chen, Yaohui Wang, Lingjun Zhang, Shaobin Zhuang, Xin Ma, Jiashuo Yu, Yali Wang, Dahua Lin, Yu Qiao, and Ziwei Liu. 2023. Seine: Short-to-long video diffusion model for generative transition and prediction. In *International Conference on Learning Representations*.
- Jiwoo Chung, Sangeek Hyun, and Jae-Pil Heo. 2024. Style injection in diffusion: A training-free approach for adapting large-scale diffusion models for style transfer. In *Computer Vision and Pattern Recognition*. 8795–8805.
- Xing Cui, Zekun Li, Peipei Li, Huaibo Huang, Xuannan Liu, and Zhao Feng He. 2025. Instastyle: Inversion noise of a stylized image is secretly a style adviser. In *European Conference on Computer Vision*. Springer, 455–472.
- Yingying Deng, Xiangyu He, Fan Tang, and Weiming Dong. 2024a. Z-STAR+: A Zero-shot Style Transfer Method via Adjusting Style Distribution. *arXiv preprint arXiv:2411.19231* (2024).
- Yingying Deng, Xiangyu He, Fan Tang, and Weiming Dong. 2024b. Z\*: Zero-shot Style Transfer via Attention Rearrangement. In *Computer Vision and Pattern Recognition*.
- Yingying Deng, Fan Tang, Weiming Dong, Chongyang Ma, Xingjia Pan, Lei Wang, and Changsheng Xu. 2022. Stytr2: Image style transfer with transformers. In *Computer Vision and Pattern Recognition*. 11326–11336.
- Yingying Deng, Fan Tang, Weiming Dong, Wen Sun, Feiyue Huang, and Changsheng Xu. 2020. Arbitrary style transfer via multi-adaptation network. In *ACM International Conference on Multimedia*. 2719–2727.
- Patrick Esser, Sumith Kulal, Andreas Blattmann, Rahim Entezari, Jonas Müller, Harry Saini, Yam Levi, Dominik Lorenz, Axel Sauer, Frederic Boesel, et al. 2024. Scaling rectified flow transformers for high-resolution image synthesis. In *International Conference on Machine Learning*.
- Martin Nicolas Everaert, Marco Bocchio, Sami Arpa, Sabine Süsstrunk, and Radhakrishna Achanta. 2023. Diffusion in style. In *International Conference on Computer Vision*. 2251–2261.
- Rinon Gal, Yuval Alaluf, Yuval Atzmon, Or Patashnik, Amit H Bermano, Gal Chechik, and Daniel Cohen-Or. 2022a. An image is worth one word: Personalizing text-to-image generation using textual inversion. In *International Conference on Learning Representations*.
- Rinon Gal, Or Patashnik, Haggai Maron, Amit H Bermano, Gal Chechik, and Daniel Cohen-Or. 2022b. Stylegan-nada: Clip-guided domain adaptation of image generators. *ACM Transactions on Graphics* 41, 4 (2022), 1–13.
- Leon A Gatys, Alexander S Ecker, and Matthias Bethge. 2016. Image style transfer using convolutional neural networks. In *Computer Vision and Pattern Recognition*. 2414–2423.
- Xun Guo, Mingwu Zheng, Liang Hou, Yuan Gao, Yufan Deng, Chongyang Ma, Weiming Hu, Zhengjun Zha, Haibin Huang, Pengfei Wan, et al. 2024. I2v-adapter: A general image-to-video adapter for video diffusion models. In *SIGGRAPH: Computer Graphics and Interactive Techniques*.
- Amir Hertz, Ron Mokady, Jay Tenenbaum, Kfir Aberman, Yael Pritch, and Daniel Cohen-Or. 2022. Prompt-to-prompt image editing with cross attention control. In *International Conference on Learning Representations*.
- Jonathan Ho, Ajay Jain, and Pieter Abbeel. 2020. Denoising diffusion probabilistic models. In *Neural Information Processing Systems*, Vol. 33. 6840–6851.
- Kibeom Hong, Seogkyu Jeon, Junsoo Lee, Namhyuk Ahn, Kunhee Kim, Pilhyeon Lee, Daesik Kim, Youngjung Uh, and Hyeran Byun. 2023. AesPA-Net: Aesthetic pattern-aware style transfer networks. In *International Conference on Computer Vision*. 22758–22767.
- Neil Houlsby, Andrei Giurgiu, Stanislaw Jastrzebski, Bruna Morrone, Quentin De Larousilhe, Andrea Gesmundo, Mona Attariyan, and Sylvain Gelly. 2019. Parameter-efficient transfer learning for NLP. In *International conference on Machine Learning*. PMLR, 2790–2799.



- Edward J Hu, Yelong Shen, Phillip Wallis, Zeyuan Allen-Zhu, Yuanzhi Li, Shean Wang, Lu Wang, and Weizhu Chen. 2021. Lora: Low-rank adaptation of large language models. In *International Conference on Learning Representations*.
- Xun Huang and Serge Belongie. 2017. Arbitrary style transfer in real-time with adaptive instance normalization. In *International Conference on Computer Vision*. 1501–1510.
- Tero Karras, Miika Aittala, Timo Aila, and Samuli Laine. 2022. Elucidating the design space of diffusion-based generative models. *Neural Information Processing Systems* 35 (2022), 26565–26577.
- Diederik P Kingma and Max Welling. 2013. Auto-encoding variational bayes. *arXiv preprint arXiv:1312.6114* (2013).
- Diederik P Kingma, Max Welling, et al. 2019. An introduction to variational autoencoders. *Foundations and Trends® in Machine Learning* 12, 4 (2019), 307–392.
- Alex Krizhevsky, Geoffrey Hinton, et al. 2009. Learning multiple layers of features from tiny images. (2009).
- Nupur Kumari, Bingliang Zhang, Richard Zhang, Eli Shechtman, and Jun-Yan Zhu. 2023. Multi-concept customization of text-to-image diffusion. In *Computer Vision and Pattern Recognition*. 1931–1941.
- Boying Li, Zhixi Cai, Yuan-Fang Li, Ian Reid, and Hamid Rezatofighi. 2025a. Hi-slam: Scaling-up semantics in slam with a hierarchically categorical gaussian splatting. In *International Conference on Robotics and Automation*.
- Boying Li, Vuong Chi Hao, Peter J Stuckey, Ian Reid, and Hamid Rezatofighi. 2025b. Hier-SLAM++: Neuro-Symbolic Semantic SLAM with a Hierarchically Categorical Gaussian Splatting. *arXiv preprint arXiv:2502.14931* (2025).
- Yijun Li, Chen Fang, Jimei Yang, Zhaowen Wang, Xin Lu, and Ming-Hsuan Yang. 2017. Universal style transfer via feature transforms. *Neural Information Processing Systems* 30 (2017).
- Jin Liu, Huaibo Huang, Jie Cao, and Ran He. 2024b. ZePo: Zero-Shot Portrait Stylization with Faster Sampling. In *ACM International Conference on Multimedia*. 3509–3518.
- Meichen Liu, Shuting He, Songnan Lin, and Bihan Wen. 2024a. Dual-head Genre-instance Transformer Network for Arbitrary Style Transfer. In *ACM International Conference on Multimedia*. 6024–6032.
- Songhua Liu, Tianwei Lin, Dongliang He, Fu Li, Meiling Wang, Xin Li, Zhengxing Sun, Qian Li, and Errui Ding. 2021. Adaattn: Revisit attention mechanism in arbitrary neural style transfer. In *International Conference on Computer Vision*. 6649–6658.
- Mandi Luo, Xin Ma, Huaibo Huang, and Ran He. 2022. Style-Based Attentive Network for Real-World Face Hallucination. In *Pattern Recognition and Computer Vision*. Springer, 262–273.
- Simian Luo, Yiqin Tan, Longbo Huang, Jian Li, and Hang Zhao. 2023. Latent consistency models: Synthesizing high-resolution images with few-step inference. *arXiv preprint arXiv:2310.04378* (2023).
- Xin Ma, Yaohui Wang, Gengyun Jia, Xinyuan Chen, Yuan-Fang Li, Cunjian Chen, and Yu Qiao. 2024c. Cinemo: Consistent and controllable image animation with motion diffusion models. *arXiv preprint arXiv:2407.15642* (2024).
- Xin Ma, Yaohui Wang, Gengyun Jia, Xinyuan Chen, Ziwei Liu, Yuan-Fang Li, Cunjian Chen, and Yu Qiao. 2024d. Latte: Latent diffusion transformer for video generation. *arXiv preprint arXiv:2401.03048* (2024).
- Xin Ma, Xiaoqiang Zhou, Huaibo Huang, Zhenhua Chai, Xiaolin Wei, and Ran He. 2021. Free-form image inpainting via contrastive attention network. In *International Conference on Pattern Recognition*. IEEE, 9242–9249.
- Xin Ma, Xiaoqiang Zhou, Huaibo Huang, Gengyun Jia, Zhenhua Chai, and Xiaolin Wei. 2022. Contrastive attention network with dense field estimation for face completion. *Pattern Recognition* 124 (2022), 108465.
- Xin Ma, Xiaoqiang Zhou, Huaibo Huang, Gengyun Jia, Yaohui Wang, Xinyuan Chen, and Cunjian Chen. 2024e. Uncertainty-aware image inpainting with adaptive feedback network. *Expert Systems with Applications* 235 (2024), 121148.
- Ziyu Ma, Chenhui Gou, Hengcan Shi, Bin Sun, Shutao Li, Hamid Rezatofighi, and Jianfei Cai. 2024a. DrVideo: Document Retrieval Based Long Video Understanding. *arXiv preprint arXiv:2406.12846* (2024).
- Ziyu Ma, Shutao Li, Bin Sun, Jianfei Cai, Zuxiang Long, and Fuyan Ma. 2024b. GeReA: Question-Aware Prompt Captions for Knowledge-based Visual Question Answering. *arXiv preprint arXiv:2402.02503* (2024).
- Ron Mokady, Amir Hertz, Kfir Aberman, Yael Pritch, and Daniel Cohen-Or. 2023. Null-text inversion for editing real images using guided diffusion models. In *Computer Vision and Pattern Recognition*. 6038–6047.
- Chong Mou, Xintao Wang, Liangbin Xie, Yanze Wu, Jian Zhang, Zhongang Qi, and Ying Shan. 2024. T2i-adapter: Learning adapters to dig out more controllable ability for text-to-image diffusion models. In *AAAI Conference on Artificial Intelligence*, Vol. 38. 4296–4304.
- Dae Young Park and Kwang Hee Lee. 2019. Arbitrary style transfer with style-attentional networks. In *Computer Vision and Pattern Recognition*. 5880–5888.
- Dustin Podell, Zion English, Kyle Lacey, Andreas Blattmann, Tim Dockhorn, Jonas Müller, Joe Penna, and Robin Rombach. 2024. Sdxl: Improving latent diffusion models for high-resolution image synthesis. In *International Conference on Learning Representations*.
- Tianhao Qi, Shancheng Fang, Yanze Wu, Hongtao Xie, Jiawei Liu, Lang Chen, Qian He, and Yongdong Zhang. 2024. Deadiff: An efficient stylization diffusion model with disentangled representations. In *Computer Vision and Pattern Recognition*. 8693–8702.
- Alec Radford, Jong Wook Kim, Chris Hallacy, Aditya Ramesh, Gabriel Goh, Sandhini Agarwal, Girish Sastry, Amanda Askell, Pamela Mishkin, Jack Clark, et al. 2021. Learning transferable visual models from natural language supervision. In *International Conference on Machine Learning*. PMLR, 8748–8763.
- Robin Rombach, Andreas Blattmann, Dominik Lorenz, Patrick Esser, and Björn Ommer. 2022. High-resolution image synthesis with latent diffusion models. In *Computer Vision and Pattern Recognition*. 10684–10695.
- Nataniel Ruiz, Yuanzhen Li, Varun Jampani, Yael Pritch, Michael Rubinstein, and Kfir Aberman. 2023. Dreambooth: Fine tuning text-to-image diffusion models for subject-driven generation. In *Computer Vision and Pattern Recognition*. 22500–22510.
- Chitwan Saharia, William Chan, Saurabh Saxena, Lala Li, Jay Whang, Emily L Denton, Kamyar Ghasemipour, Raphael Gontijo Lopes, Burcu Karagol Ayan, Tim Salimans, et al. 2022. Photorealistic text-to-image diffusion models with deep language understanding. *Neural Information Processing Systems* 35 (2022), 36479–36494.
- Viraj Shah, Nataniel Ruiz, Forrester Cole, Erika Lu, Svetlana Lazebnik, Yuanzhen Li, and Varun Jampani. 2025. Ziplora: Any subject in any style by effectively merging loras. In *European Conference on Computer Vision*. Springer, 422–438.
- Kihyuk Sohn, Nataniel Ruiz, Kimin Lee, Daniel Castro Chin, Irina Blok, Huiwen Chang, Jarred Barber, Lu Jiang, Glenn Entis, Yuanzhen Li, et al. 2023. Styledrop: Text-to-image generation in any style. In *Neural Information Processing Systems*.
- Jiaming Song, Chenlin Meng, and Stefano Ermon. 2020. Denoising diffusion implicit models. In *International Conference on Learning Representations*.
- Yang Song and Prafulla Dhariwal. 2024. Improved techniques for training consistency models. In *International Conference on Learning Representations*.
- Yang Song, Prafulla Dhariwal, Mark Chen, and Ilya Sutskever. 2023. Consistency models. In *International Conference on Machine Learning*.
- Yang Song, Jascha Sohl-Dickstein, Diederik P Kingma, Abhishek Kumar, Stefano Ermon, and Ben Poole. 2021. Score-based generative modeling through stochastic differential equations. In *International Conference on Learning Representations*.
- Hao Tang, Songhua Liu, Tianwei Lin, Shaoli Huang, Fu Li, Dongliang He, and Xinchao Wang. 2023. Master: Meta style transformer for controllable zero-shot and few-shot artistic style transfer. In *Computer Vision and Pattern Recognition*. 18329–18338.
- Keyu Tian, Yi Jiang, Zehuan Yuan, Bingyue Peng, and Liwei Wang. 2024. Visual autoregressive modeling: Scalable image generation via next-scale prediction. In *Neural Information Processing Systems*.
- Narek Tumanyan, Michal Geyer, Shai Bagon, and Tali Dekel. 2023. Plug-and-play diffusion features for text-driven image-to-image translation. In *Computer Vision and Pattern Recognition*. 1921–1930.
- A Vaswani. 2017. Attention is all you need. *Neural Information Processing Systems* (2017).
- Bram Wallace, Akash Gokul, and Nikhil Naik. 2023. Edict: Exact diffusion inversion via coupled transformations. In *Computer Vision and Pattern Recognition*. 22532–22541.
- Haoan Wang, Matteo Spinelli, Qixun Wang, Xu Bai, Zekui Qin, and Anthony Chen. 2024b. Instantstyle: Free lunch towards style-preserving in text-to-image generation. *arXiv preprint arXiv:2404.02733* (2024).
- Jianbo Wang, Huan Yang, Jianlong Fu, Toshihiko Yamasaki, and Baining Guo. 2022. Fine-grained image style transfer with visual transformers. In *Asian Conference on Computer Vision*. 841–857.
- Rui Wang, Peipei Li, Huaibo Huang, Chunshui Cao, Ran He, and Zhaofeng He. 2023. Learning-to-rank meets language: Boosting language-driven ordering alignment for ordinal classification. *Neural Information Processing Systems* 36 (2023).
- Yaohui Wang, Xinyuan Chen, Xin Ma, Shangchen Zhou, Ziqi Huang, Yi Wang, Ceyuan Yang, Yanan He, Jiashuo Yu, Peiqing Yang, et al. 2024a. Lavie: High-quality video generation with cascaded latent diffusion models. *International Journal of Computer Vision* (2024).
- Hua-Peng Wei, Ying-Ying Deng, Fan Tang, Xing-Jia Pan, and Wei-Ming Dong. 2022. A comparative study of CNN-and transformer-based visual style transfer. *Journal of Computer Science and Technology* 37, 3 (2022), 601–614.
- Yuxin Wen, Neel Jain, John Kirchenbauer, Micah Goldblum, Jonas Geiping, and Tom Goldstein. 2024. Hard prompts made easy: Gradient-based discrete optimization for prompt tuning and discovery. *Neural Information Processing Systems* 36 (2024).
- Xiaolei Wu, Zhihao Hu, Lu Sheng, and Dong Xu. 2021. Styleformer: Real-time arbitrary style transfer via parametric style composition. In *International Conference on Computer Vision*. 14618–14627.
- Zijie Wu, Zhen Zhu, Junping Du, and Xiang Bai. 2022. Ccpl: Contrastive coherence preserving loss for versatile style transfer. In *European Conference on Computer Vision*. Springer, 189–206.
- Chiyu Zhang, Xiaogang Xu, Lei Wang, Zaiyan Dai, and Jun Yang. 2024. S2wat: Image style transfer via hierarchical vision transformer using strips window attention. In *AAAI Conference on Artificial Intelligence*, Vol. 38. 7024–7032.
- Yuxin Zhang, Fan Tang, Weiming Dong, Haibin Huang, Chongyang Ma, Tong-Yee Lee, and Changsheng Xu. 2022. Domain enhanced arbitrary image style transfer via contrastive learning. In *Special Interest Group on GRAPHics and Interactive Techniques*. 1–8.

## A PERFORMANCE AND EFFICIENCY ANALYSIS

As shown in Fig. 12, we compare our method with five diffusion-based methods, including Textual Inversion [Gal et al. 2022a], Custom Diffusion [Kumari et al. 2023], DreamBooth [Ruiz et al. 2023], StyleDrop [Sohn et al. 2023], and InstaStyle [Cui et al. 2025], in terms of fine-tuning time, inference time, and their corresponding performance. In this figure, the size of the colored circle represents performance: the larger the circle, the better the performance. Generally, methods closer to the bottom-left corner with larger circles indicate better overall performance. Our method achieves exceptional results without requiring fine-tuning and delivers the shortest inference time.

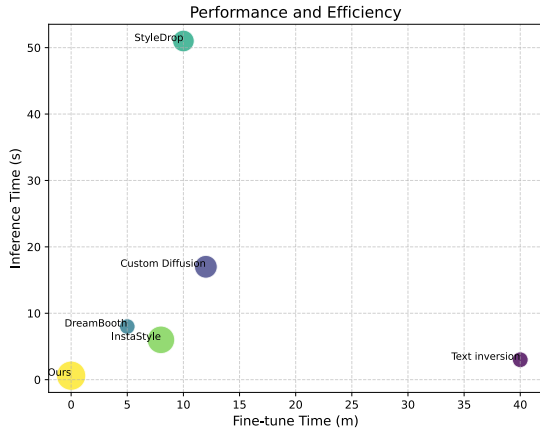


Fig. 12. **The comparison of performance and efficiency.** Our method delivers exceptional performance results without the need for fine-tuning and achieves the shortest inference time.

## B IMPACT OF INFERENCE NUMBER STEPS

Fig. 13 presents the quantitative results of our method for image generation at different sampling steps. As shown in this figure, increasing the number of sampling steps during inference can generally enhance both style similarity scores and content fidelity. Considering the trade-off between inference time and performance, we ultimately set the number of sampling steps to 6.

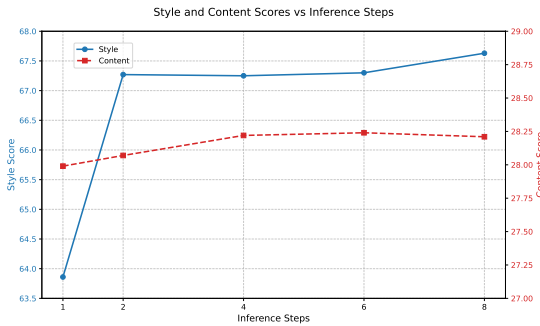


Fig. 13. Quantitative comparison of different inference number steps.

## C VISUALIZATION OF ONE TIMESTEP DENOISING

In Sec. 3.3, we demonstrate that the combination of Eq. 1 + LCMs can also effectively extract the representative style statistics from noisy style images. Here, we present the visualizations of one timestep denoised results by using three different combinations. In Fig. 5, we observe that the CLIP feature similarities between DDIM Inversion combined with SD and Eq.1 combined with LCMs are quite similar. However, in Fig. 14, the denoised style images obtained using Eq.1 combined with SD and DDIM Inversion combined with SD appear more blurry compared to those generated by Eq.1 combined with LCMs. The comparison between these two figures further demonstrates that LCMs can effectively extract representative style statistics from reference style images.




Fig. 14. **Visualization of denoised style images by using one timestep and three different combinations.** The denoised images in the first, second, and third rows are obtained using Eq.1 combined with SD, DDIM Inversion combined with SD, and Eq.1 combined with LCMs, respectively.

## D VISUAL COMPARISON ANALYSIS

We present additional visual comparison results with state-of-the-art methods. As shown in Fig. 15 and Fig. 9, Custom Diffusion often struggles to capture the style patterns of style images. DreamBooth and StyleDrop, perform slightly better in preserving style patterns. The primary reason for the limited performance of all four methods on stylized T2I is that, in our scenario, only a single style image is available for fine-tuning, making it difficult for these methods to effectively capture the unique style information. The improved performance of DEADiff can be attributed to its well-designed training dataset. Among the compared methods, InstaStyle achieves the best results in capturing style, mainly due to its use of DDIM Inversion to generate multiple style-consistent images for fine-tuning. However, its performance heavily depends on the accuracy of DDIM Inversion reconstruction and is prone to producing images with structural inaccuracies. In contrast, our method can generate stylized images with fine-grained style details and higher fidelity, all without any fine-tuning or additional optimization. Fig. 10 and Fig. 16 show a qualitative comparison with style transfer methods. Our method demonstrates comparable performance in terms of content fidelity and excels at preserving the style details of the reference image.






Fig. 15. **Qualitative comparison of stylized T2I generation on various style images.** The prompts for synthesis, listed from top to bottom, are: “sweet peppers”, “woman driving lawn mower”, “dinosaur”, and “clouds”. Our method effectively captures fine-grained style details, including color, textures, and so on.




Fig. 16. **Qualitative comparison with style transfer methods.** Content images, displayed in the second column, are used by style transfer methods, whereas our method relies solely on the related prompts shown in white. Despite using only textual prompts to represent content, our method achieves comparable performance in content fidelity while demonstrating superior capture of style patterns.