

HGCL: Hierarchical Graph Contrastive Learning for User-Item Recommendation

Jiawei Xue¹ Zhen Yang^{1*} Haitao Lin¹ Ziji Zhang¹
Luzhu Wang¹ Yikun Gu¹ Yao Xu¹ Xin Li¹

AMAP, Alibaba Group

{xuejiawei.xjw, zhongming.yz, lht416932, zhangziji.zzj}@alibaba-inc.com
{luzhu.wlz}@autonavi.com {yikun.gu, xuenuo.xy, beilai.bl}@alibaba-inc.com

Abstract

Graph Contrastive Learning (GCL), which fuses graph neural networks with contrastive learning, has evolved as a pivotal tool in user-item recommendations. While promising, existing GCL methods often lack explicit modeling of hierarchical item structures, which represent item similarities across varying resolutions. Such hierarchical item structures are ubiquitous in various items (e.g., online products and local businesses), and reflect their inherent organizational properties that serve as critical signals for enhancing recommendation accuracy. In this paper, we propose Hierarchical Graph Contrastive Learning (HGCL), a novel GCL method that incorporates hierarchical item structures for user-item recommendations. First, HGCL pre-trains a GCL module using cross-layer contrastive learning to obtain user and item representations. Second, HGCL employs a representation compression and clustering method to construct a two-hierarchy user-item bipartite graph. Ultimately, HGCL fine-tunes user and item representations by learning on the hierarchical graph, and then provides recommendations based on user-item interaction scores. Experiments on three widely adopted benchmark datasets ranging from 70K to 382K nodes confirm the superior performance of HGCL over existing baseline models, highlighting the contribution of hierarchical item structures in enhancing GCL methods for recommendation tasks.

1 Introduction

Graph Contrastive Learning (GCL) represents a key branch of methods in recommendation systems, with notable models such as SGL [25], SimGCL [39], and SGRL [10]. GCL integrates graph neural networks (GNNs), which capture collaborative signals within user-item graphs [11], with contrastive learning [7], a self-supervised approach that generates representations based on positive and negative sample pairs [13, 18]. Since GCL retains the self-supervised representation learning capability, it is advantageous for recommendation systems where supervised signals are sometimes sparse. As examples of GCL, researchers have utilized information bottleneck principles to design graph contrastive modules [29]. Besides, user prompts derived from user profiles have been used to enhance GCL-based recommendation frameworks [33]. Following these methods, various experiments conducted on widely adopted datasets, such as Gowalla [3], MovieLens [18], and Yelp [38], have demonstrated the superiority of GCL for recommendation tasks.

However, existing GCL-based recommendation methods are still limited. Although certain GCL-based recommendation approaches consider heterogeneous graphs where nodes exhibit various types [24], they ignore hierarchical structures inherent within items in user-item graphs. Here, hierarchical item structures refer to organizations of items with analogous properties at distinct resolutions. For instance, snooker videos and football videos can be categorized under the broader

*Corresponding Author

class of sports videos, while sports videos and music audio can be grouped as general entertainment products. Effectively mining these hierarchical dependencies among items can extract valuable item signals for recommendation in two ways. First, the system enables multi-level recommendations, as it could recommend items that are either directly related in the original user-item graph or exhibit similarity within a broader category. Second, it effectively mitigates data sparsity issues, because it can recommend items with a few interaction records through the transfer of information from higher-level categories that contain abundant interaction data. Unfortunately, there exists a scarcity of GCL methods that effectively model hierarchical item structures for user-item recommendation tasks. Specifically, recent seminal models GraphLoG [30] and HIGCL [32] have incorporated hierarchical item structures for general GCL tasks, rather than focusing on user-item recommendations. Similarly, DiffPool [36] and HiGNN [16] have highlighted the central role of hierarchical item structures, but not in the context of GCL for recommendations.

In this study, we propose Hierarchical Graph Contrastive Learning (HGCL), which incorporates hierarchical item structures into GCL for recommendation systems. Specifically, we first obtain user and item representations by pre-training a graph contrastive learning model on user-item graphs, utilizing a weighted combination of prediction loss and contrastive loss. Afterwards, HGCL compresses item node embeddings and clusters item nodes, thereby constructing user-cluster item graphs. Finally, we derive ultimate user and item embeddings by fine-tuning the model on both the original user-item graphs and the newly user-clustered item graphs. To access the contribution of hierarchical item structures, we conduct experiments comparing HGCL with state-of-the-art GCL methods, including SGL [25], SimGCL [39], and XSimGCL [38], on three publicly available recommendation datasets comprising 70K, 237K, and 382K nodes. The recommendation performance, as indicated by Recall and NDCG scores, demonstrates the superior performance of our HGCL model.

2 Related work

2.1 Graph neural networks for recommendation

Recommendation systems provide personalized recommendations to web users based on their preferences. Such systems require robust capabilities for learning from complicated user-item interactions. These interactions can be seamlessly modeled by GNN methods, including GCNs [35] and NGCF [23]. Subsequently, LightGCN simplified NGCF by discarding redundant linear transformation and non-linear activation functions in NGCF [11]. As a pioneering practice, PinSage integrates GNNs with customized random walk-based information fusion for recommendations on Pinterest [35]. Recently, OmniSage extended PinSage by combining graph-based relation modeling, sequence-based evolution modeling, and content-based information fusion [1]. In addition to efficient information propagation, node compression emerges as another viable solution in GNNs for recommendation. Notably, LiGNN, developed by LinkedIn, models various entities including members, posts, and jobs as a giant graph [2]. The used techniques include adaptive multi-hop neighborhood sampling, training data grouping and slicing, and shared-memory queues. Besides, MacGNN aggregates user and item nodes with analogous behavior into macro nodes and learns their representations, supporting online product recommendations on Taobao’s homepage [4].

2.2 Graph contrastive learning for recommendation

GCL constitutes an unsupervised learning approach that constructs representations from graph data [22]. The general process involves creating multiple graph views through graph perturbations (e.g., node deletion, edge modifications, and subgraph sampling), with the strategy of maximizing node representation consistency across these views [37]. It facilitates the learning of intrinsic graph structure properties that remain invariant under these perturbations [43]. While initial GCL models contain graph perturbation operations, GraphACL discards graph perturbations and leverages one-hop and two-hop neighborhood nodes to develop node representations [28]. Recently, GCFormer enhances graph Transformers [26] by incorporating contrastive signals from positive and negative node tokens relative to a target node, exhibiting its superiority over conventional graph Transformers in node classification applications [5].

The self-supervision capability of GCL is well-suited to mine user-item interactions in user-item recommendation systems [40]. Specifically, SGL refines supervised user-item graph learning with the contrastive loss (e.g., the InfoNCE loss [19]), to improve recommendation accuracy and ro-

bustness [25]. This seminal work has inspired subsequent GCL methods for recommendation. For example, HCCL integrates local and global collaborative signals within user-item graphs through hypergraphs [27]. Heterogeneous GCL incorporates heterogeneous relational semantics within graphs [6]. Another approach, LightGCL, optimizes graph augmentations by applying singular value decomposition to facilitate local and global contrastive learning [3]. Additionally, industrial researchers have addressed the challenge posed by the long-tail distribution of node degrees by creating pseudo-tail nodes in GCL for recommendation [42].

It is worth mentioning that graph augmentations are not invariably indispensable in GCL for recommendation. Empirical studies have revealed that the uniformity of learned representations plays a central factor in GCL for recommendation [39]. They proposed SimGCL, incorporating additive uniform noise vectors into node representations to enhance representation uniformity. Furthermore, recommendation researchers refined SimGCL into XSimGCL, which reduces the number of forward and backward information propagation steps from three to one [38]. This is achieved by unifying recommendation prediction and contrastive learning together, and contrasting node representations across distinct layers within a single neural network.

3 Preliminaries

Following existing studies [31, 41], the user-item recommendation problem is formulated as a link prediction task on a user-item bipartite graph, denoted as $\mathcal{G} = (\mathcal{V}, \mathcal{E})$. Here, the node set $\mathcal{V} = \mathcal{U} \cup \mathcal{I}$ comprises the user set \mathcal{U} and the item set \mathcal{I} , where $m = |\mathcal{U}|$ and $n = |\mathcal{I}|$ represent the cardinalities of \mathcal{U} and \mathcal{I} , respectively. The edge set \mathcal{E} captures user-item interactions that denote ratings, searches, purchases, and etc. The objective of user-item recommendation is to suggest separate items for each user given observed user-item engagements.

3.1 Graph neural networks

GNNs serve as critical approaches in user-item recommendation systems by learning representations for m users and n items: $\mathbf{E} \in \mathbb{R}^{(m+n) \times d}$, where d denotes the embedding dimension. The matrix \mathbf{E} is derived as the final representation matrix within a sequence of representations $\mathbf{E}^{(k)}$ where $0 \leq k \leq K$. Here, K signifies the number of layers in the GNN. The information propagation mechanism of a seminal GNN model, LightGCN [11], is expressed as follows:

$$\mathbf{E}^{(k+1)} = \mathbf{D}^{-\frac{1}{2}} \mathbf{A} \mathbf{D}^{-\frac{1}{2}} \mathbf{E}^{(k)}, \quad (1)$$

where $0 \leq k \leq (K - 1)$. \mathbf{A} is the adjacency matrix of \mathcal{G} . Besides, \mathbf{D} denotes the degree matrix of \mathcal{G} , where D_{ll} represents the sum of the entries in the l -th row of \mathbf{A} ($1 \leq l \leq m + n$). To recommend items to a user i , we compute the final connecting strength \hat{y}_{ij} between user i and an arbitrary item j as $\hat{y}_{ij} = (\mathbf{e}_i)^\top \mathbf{e}_j$, where $1 \leq i \leq m$, $1 \leq j \leq n$, and $\mathbf{e}_i, \mathbf{e}_j \in \mathbb{R}^d$ are embeddings extracted from \mathbf{E} . We then recommend items to user i by ranking \hat{y}_{ij} , $1 \leq j \leq n$ in descending order. To train the model, we typically adopt the Bayesian Personalized Ranking loss [20] as the recommendation loss:

$$\mathcal{L}_{rec} = \sum_{(i, j^+, j^-)} -\log(\sigma(\hat{y}_{i, j^+} - \hat{y}_{i, j^-})), \quad (2)$$

where $\sigma(\cdot)$ is the sigmoid function, positive edges $(i, j^+) \in \mathcal{E}$, and negative edges $(i, j^-) \notin \mathcal{E}$. This loss facilitates the updating of learnable node representations (i.e., $\mathbf{E}^{(0)}$) to increase or decrease the inner products of endpoint representations associated with positive or negative edges, respectively.

3.2 Graph contrastive learning

The intuition behind GCL for recommendation systems is to learn robust and intrinsic user and item representations that are invariant under graph perturbations where graph structures change. This process entails augmenting the original graph \mathcal{G} to generate two views: $\hat{\mathcal{G}}_1$ and $\hat{\mathcal{G}}_2$, through operations such as removing nodes or edges given predefined probabilities. The direction of node representation updates is to maximize representation similarity for the same nodes across the two views while

minimizing representation similarity of distinct nodes. To achieve this, the InfoNCE loss [19] is introduced:

$$\mathcal{L}_{cl} = \sum_{i \in \mathcal{B}} -\log \left(\frac{\exp(\text{sim}(\mathbf{e}_{i1}, \mathbf{e}_{i2})/\tau)}{\sum_{j \in \mathcal{B}} \exp(\text{sim}(\mathbf{e}_{i1}, \mathbf{e}_{j2})/\tau)} \right). \quad (3)$$

Here, \mathcal{B} is a mini-batch. \mathbf{e}_{ik} and \mathbf{e}_{jk} ($k = 1, 2$) denote the representations of nodes i and j from $\tilde{\mathcal{G}}_1$ and $\tilde{\mathcal{G}}_2$, respectively. $\text{sim}(\cdot, \cdot)$ is the similarity function like the cosine similarity function. τ refers to temperature parameter. Practically, the GCL module can be fused with GNN module via a hybrid loss $\mathcal{L} = \mathcal{L}_{rec} + \lambda \mathcal{L}_{cl}$ ($\lambda > 0$). Learning guided by loss \mathcal{L} enables the generation of robust self-supervised node representations that align effectively with supervised signals derived from interactions labels. While Eq. 3 represents the complete formulation of GCL, it is noteworthy that some exponents (e.g., positive pairs, and graph augmentations) could be omitted to enhance performance for specific recommendation tasks [9, 39].

4 Hierarchical graph contrastive learning

In this section, we present HGCL, which performs graph learning on user-item graphs and user-clustered item graphs. The underlying intuition is to capture hierarchical structures of item nodes while ensuring uniformity of representations.

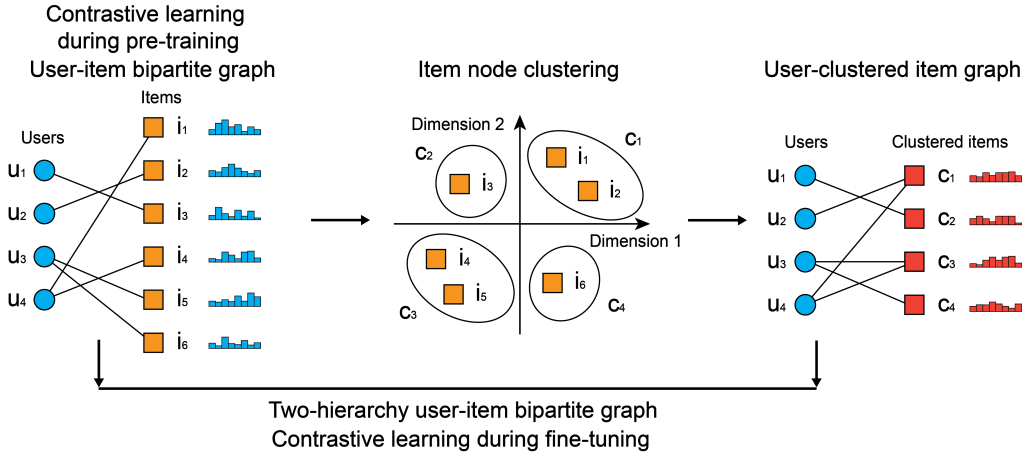


Figure 1: The framework of HGCL. Initially, HGCL generates user and item representations using XSimGCL [38], which comprises graph convolution operators with cross-layer contrastive learning (Sec. 4.1). Afterwards, the learned high-dimensional item representations are projected into a two-dimensional latent space using the t-SNE algorithm, forming distinct clusters of item nodes (Sec. 4.2). Building upon these item clusters, HGCL constructs user-clustered item graphs with clustered items (Sec. 4.3). We then jointly optimize representations of users, items, and clustered items under recommendation and contrastive losses. Finally, HGCL leverages optimized representations of users, items, and clustered items to infer personalized item rankings for each user.

4.1 Pre-training representations on user-item bipartite graphs

During the pre-training stage (Fig. 1, left), HGCL obtains user and item representations using historical user-item interaction records. The objective is to model user and item characteristics without considering hierarchical item structures. To achieve this, we resort to XSimGCL [38], a state-of-the-art GCL approach in user-item recommendation systems.

The model consists of three primary components: (1) graph convolution operator, (2) random noise incorporation, and (3) cross-layer contrastive learning. First, the model passes node representations using light graph convolution operation (i.e., Eq. 1), which captures collaborative filtering signals from user-item interactions. Note that the initial embedding matrix $\mathbf{E}^{(0)}$ serves as the collection

of learnable representations of users and items. Second, for layer $0 \leq k \leq (K - 1)$, the model introduces a random noise vector Δ_i^k into the node representations \mathbf{e}_i^k on the node i :

$$(\mathbf{e}_i^k)' = \mathbf{e}_i^k + \Delta_i^k, \quad (4)$$

and propagates $(\mathbf{e}_i^k)'$ rather than \mathbf{e}_i^k to the next layer of graph convolution. Here, the length of Δ_i^k is set as a predefined hyperparameter ϵ : $\|\Delta_i^k\| = \epsilon > 0$. The rationale for adding the random noise vector term lies in its capacity to enhance representation uniformity, which improves recommendation performance [39]. Third, different from Eq. 3, the contrastive learning loss \mathcal{L}_{cl} is constructed by contrasting node representations across different layers within the same graph convolution network.

$$\mathcal{L}_{cl} = \sum_{i \in \mathcal{B}} -\log \left(\frac{\exp(\text{sim}(\mathbf{e}_i^K, \mathbf{e}_i^{K*})/\tau)}{\sum_{j \in \mathcal{B}} \exp(\text{sim}(\mathbf{e}_i^K, \mathbf{e}_j^{K*})/\tau)} \right). \quad (5)$$

Here, $0 \leq K^* \leq K$ is a hyperparameter, representing the layer used for contrastive learning with the K -th layer. This ingenious design is theoretically supported by spectral graph analysis for contrastive learning [38]. Finally, \mathcal{L}_{cl} is integrated with the recommendation loss \mathcal{L}_{rec} to form the hybrid loss \mathcal{L} (Sec. 3.2). Together, after training the model using information passing (Eq. 1) with added noises (Eq. 4), as well as \mathcal{L} , we obtain stable pre-trained representations of users as $\mathbf{E}_{\mathcal{U}}^{pt} \in \mathbb{R}^{m \times d}$ and items as $\mathbf{E}_{\mathcal{I}}^{pt} \in \mathbb{R}^{n \times d}$.

4.2 Clustering item nodes

After reaching node representations (i.e., $\mathbf{E}_{\mathcal{U}}^{pt}$ and $\mathbf{E}_{\mathcal{I}}^{pt}$) from the pre-training stage, the next step of HGCL is to explicitly model hierarchical item structures. We build these structures by delving into the item similarity. These item similarity signals play crucial roles in facilitating effective item recommendations for users. For example, a user who has interacted with a basketball video is more likely to prefer a football video over a music audio file. Practically, there are two approaches to evaluate item similarity. First, there exists similarity between two items when they share common attributes (e.g., geolocations, item types). Second, two items are considered similar if they are accessed by similar groups of users and maintain similar node representations. Note that the first approach requires domain-specific attribute information for each user-item recommendation problem, exhibiting weaker generalizability than the second approach. To promote model generalizability, we customize our hierarchical item structures based on the second approach.

Representation dimension reduction. We first perform the t-distributed Stochastic Neighbor Embedding (t-SNE) algorithm [21] to summarize representations from the pre-training stage (Fig. 1, middle). The reason for employing the t-SNE algorithm is that it projects high-dimensional vectors to the low-dimensional latent space, while persevering local neighbor relationships. This local neighbor persevering characteristic aligns with representations in recommendation tasks, wherein interacted user and item nodes have similar representations. It is worth noting that Principal Component Analysis is not appropriate here, as it is a linear dimensionality reduction method capturing global data variance. In the t-SNE algorithm, for two vectors $\mathbf{x}, \mathbf{y} \in \mathbb{R}^{d_1}$, the projected vectors $\mathbf{x}', \mathbf{y}' \in \mathbb{R}^{d_2}$ should satisfy the two conditions: (1) $d_2 < d_1$, (2) $p_{\mathbf{x}\mathbf{y}}$ is close to $q_{\mathbf{x}'\mathbf{y}'}$. Here, $p_{\mathbf{x}\mathbf{y}}$ (or $q_{\mathbf{x}'\mathbf{y}'}$) quantifies the probability of neighborhood relationship of the two vectors \mathbf{x}, \mathbf{y} (or \mathbf{x}', \mathbf{y}') in the original space (or the new space). $p_{\mathbf{x}\mathbf{y}}$ (or $q_{\mathbf{x}'\mathbf{y}'}$) is calculated based on the distance of \mathbf{x} and \mathbf{y} (or \mathbf{x}' and \mathbf{y}') relative to the neighborhoods using a Student t distribution:

$$p_{\mathbf{x}\mathbf{y}} = \frac{1/(1 + \text{distance}(\mathbf{x}, \mathbf{y})^2)}{\sum_{\mathbf{k}, \mathbf{l}} (1/(1 + \text{distance}(\mathbf{k}, \mathbf{l})^2))}. \quad (6)$$

Here, $\text{distance}(\cdot, \cdot)$ denotes a distance metric, such as the squared Euclidean distance. $\mathbf{k}, \mathbf{l} \in \mathbb{R}^{d_1}$ are within the neighborhood of \mathbf{x}, \mathbf{y} . The number of selected neighborhood is measured by a model hyperparameter: perplexity. By optimizing \mathbf{x}', \mathbf{y}' in the two-dimensional space, we are able to convert item node representations from $\mathbf{E}_{\mathcal{I}}^{pt} \in \mathbb{R}^{n \times d}$ to $\mathbf{E}_{\mathcal{I}}^{tsne} \in \mathbb{R}^{n \times 2}$.

Clustering item nodes in the two-dimensional space. Based on $E_{\mathcal{I}}^{tsne}$, we now cluster item nodes in the two-dimensional space. The goal is to form simple and interpretable item node clusters for hierarchical item structures. Given the connection difference between distinct user-item graphs, we introduce task-specific hyperparameter $\rho \geq 1$ and $\theta \geq 1$ to perform item node clustering. Here, ρ and θ represent the number of divisions along the radial and angular directions, respectively. The item nodes whose two-dimensional representations are located within the same sector are clustered into a group. This setting leads to the total number of clusters as $\rho * \theta$. For example, in Fig. 1, middle panel, there are one radial division ($\rho = 1$) and four angular divisions ($\theta = 4$), leading to total $1 * 4 = 4$ clusters of item nodes. Different from the seminal hierarchical GNN study DiffPool [35] with soft clustering, our approach utilizes deterministic clustering for item nodes to ensure simplicity and enhance interpretability.

4.3 Fine-tuning representations on two-hierarchy user-item bipartite graphs

After representation compressions and item node clustering, we now build user-clustered item graphs (Fig. 1, right). We create the clustered item set \mathcal{C} , which contains the derived clusters from item node clustering. Hence, $|\mathcal{C}| = \rho * \theta$. In this way, we have extended our original node set $\mathcal{V} = \mathcal{U} \cup \mathcal{I}$ to $\mathcal{V}^c = \mathcal{U} \cup \mathcal{C}$. We now delineate edges between nodes in \mathcal{U} and \mathcal{C} . Particularly, the user node $u \in \mathcal{U}$ is linked to the clustered item node $c \in \mathcal{C}$ if and only if the user node u is connected to at least one item node within the cluster represented by c . For instance, node u_2 is connected to c_1 in the user-clustered item graph (Fig. 1, right), because u_2 is linked to i_2 in the user-item graph (Fig. 1, left), and i_2 is a member of cluster c_1 (Fig. 1, middle).

Until now, we have obtained two graphs: the user-item graph (i.e., \mathcal{V}), and the user-clustered item graph (i.e., \mathcal{V}^c), which are collectively called the two-hierarchy user-item bipartite graph. We perform graph convolution operators (i.e., Eq. 1) on the two graphs separately, and finally obtain three fine-tuned representation matrices: $E_{\mathcal{U}}^{ft} \in \mathbb{R}^{m \times d}$, $E_{\mathcal{I}}^{ft} \in \mathbb{R}^{n \times d}$, and $E_{\mathcal{C}}^{ft} \in \mathbb{R}^{(\rho * \theta) \times d}$. The final connecting strength y_{ij} between user i and item j is defined as:

$$\hat{y}_{ij} = (e_{\mathcal{U},i}^{ft})^\top (e_{\mathcal{I},j}^{ft} + \sum_{1 \leq k \leq \rho * \theta} w_{jk} e_{\mathcal{C},k}^{ft}). \quad (7)$$

Here, $e_{\mathcal{U},i}^{ft} \in \mathbb{R}^d$ denotes the i -th row of $E_{\mathcal{U}}^{ft}$, which corresponds to the user representation. Similarly, $e_{\mathcal{I},j}^{ft} \in \mathbb{R}^d$ represents the j -th row of $E_{\mathcal{I}}^{ft}$, representing the item representation, and $e_{\mathcal{C},k}^{ft} \in \mathbb{R}^d$ denotes the k -th row of $E_{\mathcal{C}}^{ft}$, indicating the clustered item representation. The term w_{jk} denotes the clustering membership, where $w_{jk} = 1$ if the item node j belongs to cluster k , and $w_{jk} = 0$ otherwise. To train the model, we set the hybrid loss: $\mathcal{L} = \mathcal{L}_{rec}^{ui} + \mathcal{L}_{rec}^{uc} + \lambda \mathcal{L}_{cl}^{ui}$. Here, \mathcal{L}_{rec}^{ui} and \mathcal{L}_{rec}^{uc} represent the recommendation loss on the user-item graph and the user-clustered item graph, respectively, while \mathcal{L}_{cl}^{ui} is the cross-layer contrastive learning loss on the user-item graph.

5 Experiments

To evaluate the performance of HGCL, we conduct a series of experiments utilizing three publicly available datasets. The target of our experiments is to answer the following questions:

- **Q1.** What is the performance of HGCL in various user-item recommendation tasks?
- **Q2.** Do our hierarchical item structures enhance model performance?
- **Q3.** How does the number of cluster divisions (i.e., ρ and θ) affect prediction accuracy?

5.1 Experiment settings

5.1.1 Datasets and baseline models

We employ three classical user-item datasets²: Yelp2018, Amazon-Kindle, and Alibaba-iFashion to perform recommendation tasks. These datasets have been extensively used in previous user-item recommendation studies [23, 38, 39].

²<https://github.com/Coder-Yu/SELFRec/tree/main/dataset/>

- **Yelp2018. training set:** 31,668 users; 38,048 items (i.e., local business); 1,237,259 user-item interactions. **testing set:** 31,668 users; 36,073 items; 324,147 user-item interactions.
- **Amazon-Kindle. training set:** 138,333 users; 98,572 items (i.e., books); 1,527,913 interactions. **testing set:** 107,593 users; 82,935 items; 382,052 interactions.
- **Alibaba-iFashion. training set:** 300,000 users; 81,614 items (i.e., garments); 1,255,447 interactions; **testing set:** 268,847 users; 48,483 items; 352,366 interactions.

Given that existing model comparisons [11, 38] have demonstrated that the models Mult-VAE [17], NGCF [23], and MixGCF [12] exhibit relatively inferior performance compared to state-of-the-art methods, we select the following six models as baselines.

- **BUIR** is a two-encoder representation framework without negative sampling [15].
- **DNN+SSL** employs data augmentation methods to handle data sparsity problems [34].
- **LightGCN** represents a streamlined version of GNNs, removing linear transformation and nonlinear activation operations [11].
- **SGL** introduces self-supervision into graph learning by leveraging multiple views derived from the original user-item graphs [25].
- **SimGCL** enhances SGL by adding random noises during the model training process [39].
- **XSimGCL** simplifies SimGCL by unifying graph-based recommendation and contrastive learning into a single information propagation [38].

5.1.2 Parameters

For BUIR and DDN+SSL, we resort to implementation outcomes in the existing study [38]. The hyperparameters for LightGCN, SGL, SimGCL, and XSimGCL include the hidden dimension d , the number of layers K , the temperature parameter τ , and the learning weight associated with the contrastive learning loss λ . To ensure a fair comparison, the hyperparameters for the Yelp2018 dataset were configured in accordance with the SELFRec repository³. The hyperparameters for the Amazon-Kindle and Alibaba-iFashion datasets were set to align with those used in the study XSimGCL [38]. Since our HGCL method is built upon XSimGCL, we keep consistent hyperparameters between XSimGCL and HGCL (Table 1). Finally, the embedding dimension d is set to 64, the batch size to 2048, and the learning rate to 0.0001. To train the model, we use the Xavier initialization method [8] and refer to the Adam optimizer [14]. The maximum number of training epochs is set to 50 for Yelp2018, 100 for Amazon-Kindle, and 50 for Alibaba-iFashion, respectively. The training and testing time of HGCL on a single CPU is around 20, 40, and 60 hours for Yelp2018, Amazon-Kindle, and Alibaba-iFashion, respectively.

Table 1: Hyperparameters in HGCL. K : the number of layers; K^* : the layer selected for contrastive learning; λ : the weight for contrastive loss; ϵ : the length of added noise vectors; τ : temperature parameter; ρ : the number of representation divisions along the radial direction; θ : the number of representation divisions along the angular direction.

Dataset	K	K^*	λ	ϵ	τ	ρ	θ
Yelp2018	3	1	0.20	0.20	0.15	8	4
Amazon-Kindle	3	1	0.20	0.10	0.20	1	4
Alibaba-iFashion	4	4	0.05	0.05	0.20	4	8

5.2 Overall performance

To examine the recommendation performance of HGCL, we present recommendation metrics, Recall@20 and NDCG@20 scores on the testing sets of the three datasets in Table 2. Among the seven models, BUIR and DNN+SSL yield the lowest Recall@20 and NDCG@20 scores across all three datasets. This is because these models have limited capability to capture multi-hop user-item similarity within historical interactions. In contrast, LightGCN brings improved prediction performance, as this model retains essential graph convolution operations while eliminating redundant

³<https://github.com/Coder-Yu/SELFRec>

Table 2: Performance comparison. Note that the performance metrics of BUIR and DNN+SSL are sourced from the existing study [38]. For the remaining four baseline methods, we conduct the experiments using our own computational resources.

	Yelp2018		Amazon-Kindle		Alibaba-iFashion	
	Recall@20	NDCG@20	Recall@20	NDCG@20	Recall@20	NDCG@20
BUIR [15]	0.0487	0.0404	0.0922	0.0528	0.0830	0.0384
DNN+SSL [34]	0.0483	0.0382	0.1520	0.0989	0.0818	0.0375
LightGCN [11]	0.0595	0.0487	0.1900	0.1208	0.0885	0.0410
SGL [25]	0.0677	0.0555	0.2098	0.1324	0.1138	0.0541
SimGCL [39]	0.0727	0.0598	0.2031	0.1264	0.1176	0.0561
XSimGCL [38]	0.0726	0.0597	0.2061	0.1324	0.1189	0.0569
HGCL	0.0736	0.0605	0.2117	0.1354	0.1194	0.0572

linear transformations and nonlinear activations in recommendation tasks. As one of the pioneering self-supervised models in graph learning, SGL significantly enhances prediction accuracy. This improvement can be attributed to the InfoNCE loss function, which pulls node representations associated with positive samples while pushing those linked to negative samples. Furthermore, SimGCL and XSimGCL exhibit the overall highest Recall@20 and NDCG@20 scores among baseline models. This achievement is supported by their ability to promote representation uniformity through added noise vectors.

Notably, our proposed HGCL model attains the highest Recall@20 and NDCG@20 scores among the seven models, highlighting its superior capability in modeling user-item relationships in recommendation tasks (Answer Q1). Recall that HGCL is an extension of XSimGCL, incorporating hierarchical item structures. Hence, the performance comparison between HGCL and XSimGCL further substantiates the beneficial contribution of hierarchical item structures in user-item recommendation (Answer Q2).

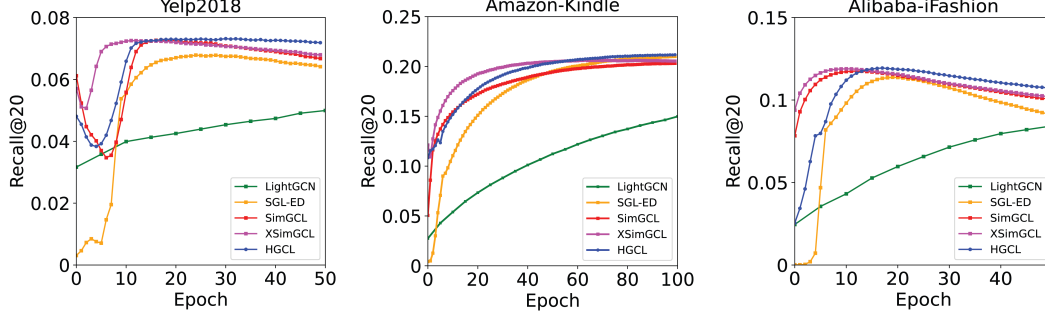


Figure 2: Learning curves of different models on the three datasets.

To analyze the training dynamics of different models, we visualize the evolution of Recall@20 scores in Fig. 2. We see that the learning curves of HGCL exhibit a trend similar to that of SimGCL and XSimGCL. On the Yelp2018 dataset, the Recall@20 score of HGCL first declines before subsequently increasing. For the Amazon-Kindle dataset, the score of HGCL exhibits steady upward trend. Finally, there is an increasing-then-decreasing pattern on the Alibaba-iFashion dataset. Notably, HGCL consistently achieves highest prediction accuracy. This can be reflected by its ability to (1) reach larger Recall@20 scores; and (2) sustain larger scores over a longer span of training epochs, particularly on the Yelp2018 dataset.

5.3 Sensitivity study

In this subsection, we investigate the influence of the spatial division parameters ρ and θ on prediction performance in Fig. 3. Recall that ρ and θ denote the number of radial and angular divisions, respectively. The results show that setting $\theta = 2$ on the Yelp2018 and Amazon-Kindle datasets yield optimal performance, whereas $\theta = 8$, $\rho = 4$ leads to highest accuracy on the Alibaba-iFashion dataset.

These findings suggest that the best hyperparameter settings are task-specific, depending on user-item interaction properties (Answer **Q3**). On one hand, increasing ρ and θ results in a greater number of divisions and item clusters, enabling finer-grained item cluster modeling. On the other hand, a larger number of divisions may lead to more boundary-adjacent items and cut off item interactions across division sector boundaries.

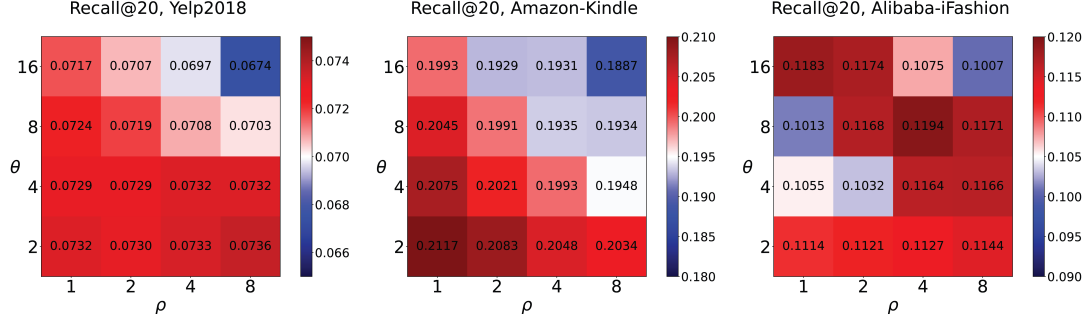


Figure 3: Recall@20 scores from HGCL with different values of hyperparameters ρ and θ .

We also investigate the influence of perplexity, which measures the number of selected neighborhoods in the t-SNE algorithm, on recommendation performance. As illustrated in Fig. 4, the perplexity setting of 30 yields the highest Recall@20 and NDCG@20 scores among the five tested values on the Yelp2018 and Alibaba-iFashion datasets. In contrast, the Recall@20 and NDCG@20 scores on the Amazon-Kindle dataset exhibit only moderate sensitivity to changes in perplexity. These findings suggest that tuning the perplexity parameter can be a viable strategy for enhancing recommendation when applying HGCL to other datasets.

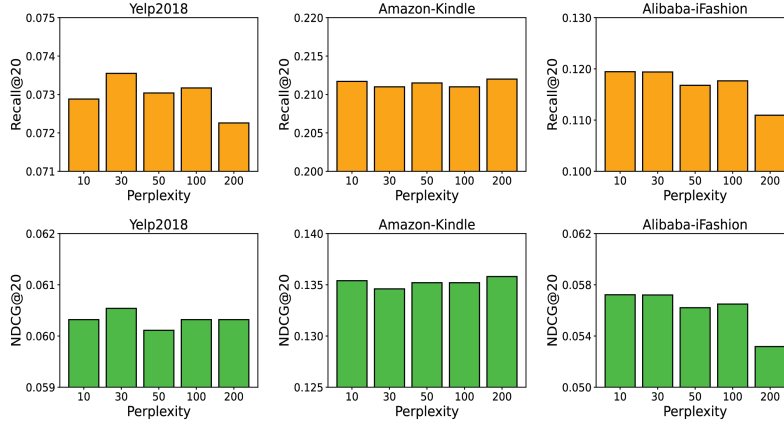


Figure 4: Recall@20 and NDCG@20 scores from HGCL with different values of perplexity in t-SNE.

To further validate the contribution of the item clustering and fine-tuning modules in HGCL, we track the changes in the connection strength of user-item pairs. As described in Sec. 3.1, the connecting strength (i.e., \hat{y}_{ij}) is defined as the dot product between the representations of user i and item j , where a higher value of \hat{y}_{ij} corresponds to an increased probability of recommendation.

We visualize the probability density distribution of the connecting strength for positive and negative user-item pairs on the Yelp2018 dataset in Fig. 5. Here, positive pairs refer to user-item pairs observed in the training or testing sets. Negative pairs are generated by randomly sampling ten items from the entire item set for each user in the training or testing sets. Note that Fig. 5 *a* and *b* correspond to the training set, whereas Fig. 5 *c* and *d* correspond to the testing set. Comparing Fig. 5 *a* and *b*, we can see that the average connecting strength increases from 2.746 to 3.021 for the positive user-item pairs, and decreases from -0.002 to -0.020 for the negative user-item pairs. These changes indicate that positive pairs are more distinguishable with negative pairs after fine-tuning than after pre-training. Similarly, on the testing set (Fig. 5 *c* and *d*), we observe an increase of average connecting strength for

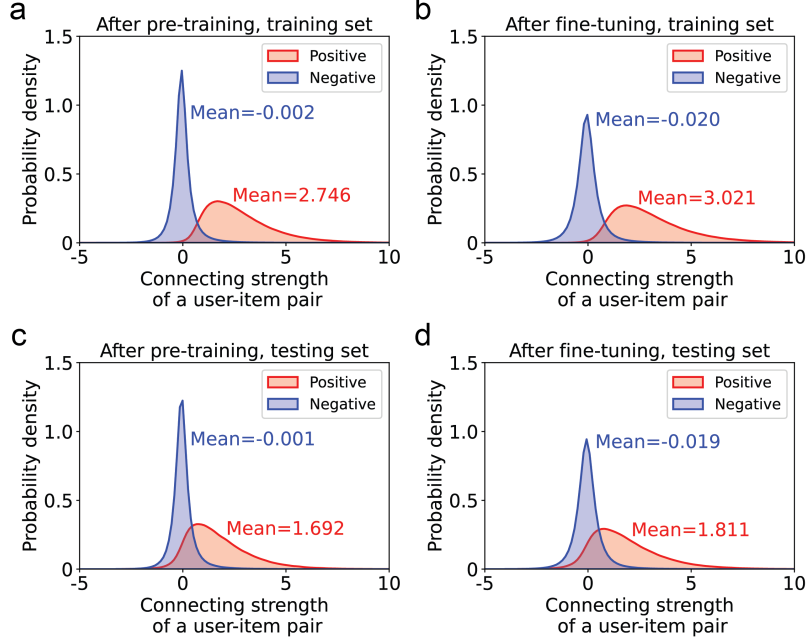


Figure 5: The connecting strength of positive and negative user-item pairs after pre-training (a, c) and fine-tuning (b, d) on the Yelp2018 dataset.

positive edges (from 1.692 to 1.811) and a decrease of average connecting strength for negative edges (from -0.001 to -0.019). All these results provide strong empirical evidence that our designed item clustering and fine-tuning modules in HGCL effectively enhance the recommendation performance.

6 Conclusion

This study proposes a graph contrastive learning approach, called HGCL, for user-item recommendation tasks. HGCL performs contrastive learning on node representations during both the pre-training phase, utilizing the original user-item graph, and the fine-tuning phase, employing a two-hierarchy user-item bipartite graph. Note that our method functions as an extension of existing GCL methods, thereby ensuring high adaptability. Experimental results on three open user-item datasets confirm the positive contribution of hierarchical item structures and overall superior performance of HGCL. One limitation of this study is that the superiority of our proposed HGCL method has not been demonstrated on large-scale industrial recommendation datasets that contain over millions of user and item nodes. Future studies can explore the role of hierarchical item structures in such scenarios. Finally, this study employs user-item interactions without personal user information, thereby safeguarding user privacy and avoiding negative societal impact.

References

- [1] Anirudhan Badrinath, Alex Yang, Kousik Rajesh, Prabhat Agarwal, Jaewon Yang, Haoyu Chen, Jiajing Xu, and Charles Rosenberg. OmniSage: Large scale, multi-entity heterogeneous graph representation learning. *ArXiv preprint arXiv:2504.17811*, 2025.
- [2] Fedor Borisyuk, Shihai He, Yunbo Ouyang, Morteza Ramezani, Peng Du, Xiaochen Hou, Chengming Jiang, Nitin Pasumathy, Priya Bannur, Birjodh Tiwana, et al. LiGNN: Graph neural networks at LinkedIn. In *Proceedings of the 30th ACM SIGKDD Conference on Knowledge Discovery and Data Mining*, pages 4793–4803, 2024.
- [3] Xuheng Cai, Chao Huang, Lianghao Xia, and Xubin Ren. LightGCL: Simple yet effective graph contrastive learning for recommendation. In *The Eleventh International Conference on Learning Representations*, 2023.
- [4] Hao Chen, Yuanchen Bei, Qijie Shen, Yue Xu, Sheng Zhou, Wenbing Huang, Feiran Huang, Senzhang Wang, and Xiao Huang. Macro graph neural networks for online billion-scale recommender systems. In *Proceedings of the ACM Web Conference 2024*, pages 3598–3608, 2024.
- [5] Jinsong Chen, Hanpeng Liu, John Hopcroft, and Kun He. Leveraging contrastive learning for enhanced node representations in tokenized graph transformers. *Advances in Neural Information Processing Systems*, 37:85824–85845, 2024.
- [6] Mengru Chen, Chao Huang, Lianghao Xia, Wei Wei, Yong Xu, and Ronghua Luo. Heterogeneous graph contrastive learning for recommendation. In *Proceedings of the Sixteenth ACM International Conference on Web Search and Data Mining*, pages 544–552, 2023.
- [7] Ting Chen, Simon Kornblith, Mohammad Norouzi, and Geoffrey Hinton. A simple framework for contrastive learning of visual representations. In *International Conference on Machine Learning*, pages 1597–1607. PMLR, 2020.
- [8] Xavier Glorot and Yoshua Bengio. Understanding the difficulty of training deep feedforward neural networks. In *Proceedings of the Thirteenth International Conference on Artificial Intelligence and Statistics*, pages 249–256. JMLR Workshop and Conference Proceedings, 2010.
- [9] Xiaojun Guo, Yifei Wang, Zeming Wei, and Yisen Wang. Architecture matters: Uncovering implicit mechanisms in graph contrastive learning. *Advances in Neural Information Processing Systems*, 36:28585–28610, 2023.
- [10] Dongxiao He, Lianze Shan, Jitao Zhao, Hengrui Zhang, Zhen Wang, and Weixiong Zhang. Exploitation of a latent mechanism in graph contrastive learning: Representation scattering. *Advances in Neural Information Processing Systems*, 37:115351–115376, 2024.
- [11] Xiangnan He, Kuan Deng, Xiang Wang, Yan Li, Yongdong Zhang, and Meng Wang. LightGCN: Simplifying and powering graph convolution network for recommendation. In *Proceedings of the 43rd International ACM SIGIR Conference on Research and Development in Information Retrieval*, pages 639–648, 2020.
- [12] Tinglin Huang, Yuxiao Dong, Ming Ding, Zhen Yang, Wenzheng Feng, Xinyu Wang, and Jie Tang. MixGCF: An improved training method for graph neural network-based recommender systems. In *Proceedings of the 27th ACM SIGKDD Conference on Knowledge Discovery & Data Mining*, pages 665–674, 2021.
- [13] Wei Ju, Yifan Wang, Yifang Qin, Zhengyang Mao, Zhiping Xiao, Junyu Luo, Junwei Yang, Yiyang Gu, Dongjie Wang, Qingqing Long, et al. Towards graph contrastive learning: A survey and beyond. *ArXiv preprint arXiv:2405.11868*, 2024.
- [14] Diederik P. Kingma and Jimmy Ba. Adam: A method for stochastic optimization. *ArXiv preprint arXiv:1412.6980*, 2014.

- [15] Dongha Lee, SeongKu Kang, Hyunjun Ju, Chanyoung Park, and Hwanjo Yu. Bootstrapping user and item representations for one-class collaborative filtering. In *Proceedings of the 44th International ACM SIGIR Conference on Research and Development in Information Retrieval*, pages 317–326, 2021.
- [16] Zhao Li, Xin Shen, Yuhang Jiao, Xuming Pan, Pengcheng Zou, Xianling Meng, Chengwei Yao, and Jiajun Bu. Hierarchical bipartite graph neural networks: Towards large-scale E-commerce applications. In *2020 IEEE 36th International Conference on Data Engineering (ICDE)*, pages 1677–1688. IEEE, 2020.
- [17] Dawen Liang, Rahul G Krishnan, Matthew D Hoffman, and Tony Jebara. Variational autoencoders for collaborative filtering. In *Proceedings of the 2018 World Wide Web Conference*, pages 689–698, 2018.
- [18] Zihan Lin, Changxin Tian, Yupeng Hou, and Wayne Xin Zhao. Improving graph collaborative filtering with neighborhood-enriched contrastive learning. In *Proceedings of the ACM Web Conference 2022*, pages 2320–2329, 2022.
- [19] Aaron van den Oord, Yazhe Li, and Oriol Vinyals. Representation learning with contrastive predictive coding. *ArXiv preprint arXiv:1807.03748*, 2018.
- [20] Steffen Rendle, Christoph Freudenthaler, Zeno Gantner, and Lars Schmidt-Thieme. BPR: Bayesian personalized ranking from implicit feedback. *ArXiv preprint arXiv:1205.2618*, 2012.
- [21] Laurens Van der Maaten and Geoffrey Hinton. Visualizing data using t-SNE. *Journal of Machine Learning Research*, 9(11), 2008.
- [22] Petar Veličković, William Fedus, William L Hamilton, Pietro Liò, Yoshua Bengio, and R Devon Hjelm. Deep graph infomax. *ArXiv preprint arXiv:1809.10341*, 2018.
- [23] Xiang Wang, Xiangnan He, Meng Wang, Fuli Feng, and Tat-Seng Chua. Neural graph collaborative filtering. In *Proceedings of the 42nd International ACM SIGIR Conference on Research and Development in Information Retrieval*, pages 165–174, 2019.
- [24] Xiao Wang, Nian Liu, Hui Han, and Chuan Shi. Self-supervised heterogeneous graph neural network with co-contrastive learning. In *Proceedings of the 27th ACM SIGKDD Conference on Knowledge Discovery & Data Mining*, pages 1726–1736, 2021.
- [25] Jiancan Wu, Xiang Wang, Fuli Feng, Xiangnan He, Liang Chen, Jianxun Lian, and Xing Xie. Self-supervised graph learning for recommendation. In *Proceedings of the 44th International ACM SIGIR Conference on Research and Development Information Retrieval*, pages 726–735, 2021.
- [26] Zhanghao Wu, Paras Jain, Matthew Wright, Azalia Mirhoseini, Joseph E Gonzalez, and Ion Stoica. Representing long-range context for graph neural networks with global attention. *Advances in Neural Information Processing Systems*, 34:13266–13279, 2021.
- [27] Lianghao Xia, Chao Huang, Yong Xu, Jiashu Zhao, Dawei Yin, and Jimmy Huang. Hyper-graph contrastive collaborative filtering. In *Proceedings of the 45th International ACM SIGIR Conference on Research and Development in Information Retrieval*, pages 70–79, 2022.
- [28] Teng Xiao, Huaisheng Zhu, Zhengyu Chen, and Suhang Wang. Simple and asymmetric graph contrastive learning without augmentations. *Advances in Neural Information Processing Systems*, 36:16129–16152, 2023.
- [29] Dongkuan Xu, Wei Cheng, Dongsheng Luo, Haifeng Chen, and Xiang Zhang. InfoGCL: Information-aware graph contrastive learning. *Advances in Neural Information Processing Systems*, 34:30414–30425, 2021.
- [30] Minghao Xu, Hang Wang, Bingbing Ni, Hongyu Guo, and Jian Tang. Self-supervised graph-level representation learning with local and global structure. In *International Conference on Machine Learning*, pages 11548–11558. PMLR, 2021.

- [31] Jiawei Xue, Takahiro Yabe, Kota Tsubouchi, Jianzhu Ma, and Satish V Ukkusuri. Predicting individual irregular mobility via web search-driven bipartite graph neural networks. *IEEE Transactions on Knowledge and Data Engineering*, 2024.
- [32] Hao Yan, Senzhang Wang, Jun Yin, Chaozhuo Li, Junxing Zhu, and Jianxin Wang. Hierarchical graph contrastive learning. In *Joint European Conference on Machine Learning and Knowledge Discovery in Databases*, pages 700–715. Springer, 2023.
- [33] Haoran Yang, Xiangyu Zhao, Yicong Li, Hongxu Chen, and Guandong Xu. An empirical study towards prompt-tuning for graph contrastive pre-training in recommendations. *Advances in Neural Information Processing Systems*, 36:62853–62868, 2023.
- [34] Tiansheng Yao, Xinyang Yi, Derek Zhiyuan Cheng, Felix Yu, Ting Chen, Aditya Menon, Lichan Hong, Ed H Chi, Steve Tjoa, Jieqi Kang, et al. Self-supervised learning for large-scale item recommendations. In *Proceedings of the 30th ACM International Conference on Information & Knowledge Management*, pages 4321–4330, 2021.
- [35] Rex Ying, Ruining He, Kaifeng Chen, Pong Eksombatchai, William L Hamilton, and Jure Leskovec. Graph convolutional neural networks for web-scale recommender systems. In *Proceedings of the 24th ACM SIGKDD International Conference on Knowledge Discovery & Data Mining*, pages 974–983, 2018.
- [36] Zhitao Ying, Jiaxuan You, Christopher Morris, Xiang Ren, Will Hamilton, and Jure Leskovec. Hierarchical graph representation learning with differentiable pooling. *Advances in Neural Information Processing Systems*, 31, 2018.
- [37] Yuning You, Tianlong Chen, Yongduo Sui, Ting Chen, Zhangyang Wang, and Yang Shen. Graph contrastive learning with augmentations. *Advances in Neural Information Processing Systems*, 33:5812–5823, 2020.
- [38] Junliang Yu, Xin Xia, Tong Chen, Lizhen Cui, Nguyen Quoc Viet Hung, and Hongzhi Yin. XSimGCL: Towards extremely simple graph contrastive learning for recommendation. *IEEE Transactions on Knowledge and Data Engineering*, 36(2):913–926, 2023.
- [39] Junliang Yu, Hongzhi Yin, Xin Xia, Tong Chen, Lizhen Cui, and Quoc Viet Hung Nguyen. Are graph augmentations necessary? Simple graph contrastive learning for recommendation. In *Proceedings of the 45th International ACM SIGIR Conference on Research and Development in Information Retrieval*, pages 1294–1303, 2022.
- [40] Junliang Yu, Hongzhi Yin, Xin Xia, Tong Chen, Jundong Li, and Zi Huang. Self-supervised learning for recommender systems: A survey. *IEEE Transactions on Knowledge and Data Engineering*, 36(1):335–355, 2023.
- [41] Yiwen Yuan, Zecheng Zhang, Xinwei He, Akihiro Nitta, Weihua Hu, Dong Wang, Manan Shah, Shenyang Huang, Blaž Stojanovič, Alan Krumholz, Jan Eric Lenssen, Jure Leskovec, and Matthias Fey. ContextGNN: Beyond two-tower recommendation systems. In *Thirteenth International Conference on Learning Representations*, 2025.
- [42] Qian Zhao, Zhengwei Wu, Zhiqiang Zhang, and Jun Zhou. Long-tail augmented graph contrastive learning for recommendation. In *Joint European Conference on Machine Learning and Knowledge Discovery in Databases*, pages 387–403. Springer, 2023.
- [43] Yanqiao Zhu, Yichen Xu, Feng Yu, Qiang Liu, Shu Wu, and Liang Wang. Deep graph contrastive representation learning. *ArXiv preprint arXiv:2006.04131*, 2020.