

CrosGrpsABS: Cross-Attention over Syntactic and Semantic Graphs for Aspect-Based Sentiment Analysis in a Low-Resource Language

Md. Mithun Hossain[✉], Md. Shakil Hossain[✉], Sudipto Chaki[✉], Md. Rajib Hossain[✉], Md. Saifur Rahman[✉], and A B M Shawkat Ali[✉]

Abstract—Aspect-Based Sentiment Analysis (ABSA) is a fundamental task in natural language processing, offering fine-grained insights into opinions expressed in text. While existing research has largely focused on resource-rich languages like English which leveraging large annotated datasets, pre-trained models, and language-specific tools. These resources are often unavailable for low-resource languages such as Bengali. The ABSA task in Bengali remains poorly explored and is further complicated by its unique linguistic characteristics and a lack of annotated data, pre-trained models, and optimized hyperparameters. To address these challenges, this research propose *CrosGrpsABS*, a novel hybrid framework that leverages bidirectional cross-attention between syntactic and semantic graphs to enhance aspect-level sentiment classification. The *CrosGrpsABS* combines transformer-based contextual embeddings with graph convolutional networks, built upon rule-based syntactic dependency parsing and semantic similarity computations. By employing bidirectional cross-attention, the model effectively fuses local syntactic structure with global semantic context, resulting in improved sentiment classification performance across both low- and high-resource settings. We evaluate *CrosGrpsABS* on four low-resource Bengali ABSA datasets and the high-resource English SemEval 2014 Task 4 dataset. The *CrosGrpsABS* consistently outperforms existing approaches, achieving notable improvements, including a 0.93% F1-score increase for the Restaurant domain and a 1.06% gain for the Laptop domain in the SemEval 2014 Task 4 benchmark.

Impact Statement– The *CrosGrpsABS* framework advances aspect-based sentiment analysis by overcoming the limitations of isolated syntactic or semantic modeling. Integrating syntactic dependency and semantic similarity graphs through bidirectional cross-attention, it dynamically aligns structural and contextual cues for deeper sentiment understanding. This unified graph-based approach delivers state-of-the-art performance across both Bengali (a low-resource language) and benchmark English datasets. By enabling interpretable cross-lingual adaptability and fine-grained aspect detection, *CrosGrpsABS* not only enhances ABSA accuracy but also lays the foundation for robust, language-agnostic sentiment systems in diverse real-world applications such as opinion mining, social media analytics, and resource-constrained NLP.

Md. Mithun Hossain, Md. Shakil Hossain, Sudipto Chaki, Md. Saifur Rahman, and A B M Shawkat Ali are with the Department of Computer Science and Engineering, Bangladesh University of Business and Technology, Dhaka 1216, Bangladesh; e-mail: (mhosen751@gmail.com, shakilhosen3.1416@gmail.com, sudiptochakibd@gmail.com, saifurs@gmail.com, and abm.shawkat.ali@gmail.com).

Md. Rajib Hossain is with the Department of Computer Science and Engineering, Chittagong University of Engineering and Technology, Chittagong 4349, Bangladesh; e-mail: (rajcsecuet@gmail.com).

Manuscript received

Index Terms—Aspect-based Sentiment Analysis, Syntactic Graph, Semantic Graph, Hybrid Graph Neural Network, Low-Resource, Cross-Attention

I. INTRODUCTION

ASPECT-based Sentiment Analysis (ABSA) has attracted considerable attention in the field of Natural Language Processing (NLP), as it enables fine-grained sentiment detection by identifying sentiment polarities associated with specific aspects or attributes [1]–[3]. Unlike traditional sentiment analysis, which typically assesses sentiment at the document or sentence level, ABSA provides more detailed and actionable insights by focusing on individual features or components [4]. In the era of the Internet and widespread engagement on social media platforms, ABSA has become an essential tool for analyzing product reviews, public opinions, and user feedback, playing a vital role in enhancing the reliability and trustworthiness of online services and recommendations. While many useful tools and applications have been developed ABSA in high-resource languages, there remains a significant lack of accessible tools and research resources for low-resource languages such as Bengali.

Although Bengali is the seventh most spoken language globally, with approximately 273 million native speakers and more than 39 million second-language speakers worldwide [5], it remains notably underrepresented in the context of fine-grained sentiment analysis. Existing research on Bengali sentiment analysis focuses primarily on broader classification tasks, such as document-level or sentence-level sentiment detection [6], [7]. For example, Banik et al. [6] provided an overview of Bengali sentiment analysis trends, but their findings suggest that aspect-based approaches have been explored to a limited extent. This gap is further exacerbated by unique linguistic complexities in Bengali, which include rich morphology, diverse syntactic structures, and frequent implicit sentiment expressions. Moreover, the limited availability of large-scale, high-quality annotated datasets, along with the scarcity of accurate Bengali-specific dependency parsers and part-of-speech (POS) taggers, poses substantial challenges in developing robust ABSA systems for this language.

Recent advances leveraging transformer-based models such as BERT [8], RoBERTa [9], and graph-based neural network architectures [2], [10] have significantly propelled ABSA research, particularly for high-resource languages such as English. However, other studies indicate that these models rely heavily on substantial annotated data and language-specific resources,

creating significant barriers for low-resource language applications [10], [11]. These challenges lead to several key research questions (RQs): (**RQ1**) How do syntactic dependency and semantic similarity graphs, individually and in combination, affect the performance and interpretability of aspect-based sentiment analysis models? (**RQ2**) How can existing transformer-based and graph-based ABSA techniques be effectively adapted across languages with varying resource availability, such as low-resource languages like Bengali and high-resource languages like English?

To address the research questions, we propose a novel framework, **CrosGrpsABS**, that unifies syntactic and semantic graph representations through a bidirectional cross-attention mechanism. In response to **RQ1**, the framework investigates how syntactic dependency and semantic similarity graphs, individually and jointly, contribute to both the performance and interpretability of ABSA models. For **RQ2**, it explores how such a hybrid model can be effectively adapted across languages with varying resource availability, particularly focusing on Bengali as a low-resource language and English as a high-resource benchmark. **CrosGrpsABS** constructs two complementary graphs: a syntactic graph that captures local grammatical relationships using dependency parsing tailored to the linguistic characteristics of Bengali, and a semantic graph that captures global contextual relationships by computing cosine similarities between transformer-based word embeddings. These graphs are dynamically fused through a bidirectional cross-attention mechanism that aligns and refines node representations based on cross-graph signals, allowing syntactic and semantic cues to reinforce each other. This design not only enhances sentiment prediction but also offers interpretability by highlighting influential syntactic structures and semantic associations.

The key contributions and possible answers to the research questions (ARQs) related to the proposed **CrosGrpsABS** model are summarized as follows:

- **ARQ1:** We propose a unified graph construction that encodes syntactic dependencies and semantic similarities via transformer embeddings, then integrates them with bidirectional cross-attention to enhance both interpretability and performance in aspect-based sentiment analysis.
- **ARQ2:** We introduce **CrosGrpsABS**, a hybrid ABSA framework that combines transformer-based and graph-based techniques. Experiments on low-resource Bengali and high-resource English datasets (SemEval 2014 Task 4: Restaurant and Laptop) show its strong generalization and effectiveness across languages with varying resource levels.

The remainder of this paper is organized as follows. [Section II](#) reviews the related work on ABSA, graph-based models, and sentiment analysis for low-resource languages. [Section III](#) presents the architecture of the proposed **CrosGrpsABS**. [Section IV](#) describes the experimental setup, and discusses the results and compares them with existing baseline models. Finally, [Section V](#) concludes the study and suggests future research directions.

II. LITERATURE REVIEW

Aspect-Based Sentiment Analysis (ABSA) has witnessed substantial progress in high-resource languages, particularly En-

glish, owing to the availability of large-scale annotated datasets, advanced language tools, and powerful pre-trained language models. Transformer-based architectures such as BERT [12], RoBERTa [13], and their specialized ABSA variants have significantly improved sentiment classification performance by capturing complex contextual dependencies through self-attention mechanisms [14]. These models often serve as the backbone for sentence-level and aspect-level classification tasks. Beyond sequential models, graph-based approaches have gained prominence for their ability to incorporate syntactic and semantic structures explicitly [7]. Dependency tree-based models [15], [16] and graph neural networks (GNNs) such as GCNs and TextGCNs [17], [18] have been employed to construct graph representations of sentence structure, enabling the learning of relational patterns between aspect and opinion terms. Semantic graphs based on similarity measures [19] further enhance global contextual understanding [20], [21]. However, many existing models in high-resource contexts treat syntactic and semantic features independently, limiting their capacity to leverage their complementary strengths for interpretability and performance. Despite the global prevalence of languages like Bengali, ABSA research in low-resource settings remains underdeveloped. Bengali-specific sentiment analysis efforts have predominantly addressed coarse-grained tasks at the document or sentence level [6], [22], with limited exploration of fine-grained ABSA. The scarcity of annotated aspect-level datasets, lack of robust dependency parsers, and the unavailability of optimized Bengali-specific pre-trained models constrain the development of syntactic and semantic representations [23]. Furthermore, Bengali’s complex morphological structures and syntactic flexibility introduce challenges not observed in high-resource languages. Recent studies have attempted to adapt multilingual transformers (e.g., mBERT, XLM-R) for Bengali ABSA [24], [25], but performance often suffers due to mismatches in linguistic structure and domain specificity. Graph-based methods are even less explored in Bengali due to the difficulty of building accurate syntactic trees and semantic graphs without language-specific tools. This underscores the need for an adaptable ABSA framework that can overcome these limitations by integrating syntactic and semantic structures.

Although syntactic and semantic cues are crucial for ABSA, most models treat them separately. Recent works have tried to bridge this gap with attention or fusion mechanisms, but few offer a unified, interpretable integration. Many models fail to capture cross-level interactions in a structured, bidirectional way and lack explainability, especially in low-resource settings like Bengali. Moreover, cross-lingual adaptability is rarely explored through graph-based techniques, limiting multilingual application. This highlights the need for an interpretable ABSA framework that integrates both syntactic structure and semantic context while being adaptable across languages. To address this, we propose **CrosGrpsABS**, which unifies syntactic and semantic graphs using a novel bidirectional cross-attention mechanism. Our model effectively tackles **RQ1** (graph interaction and interpretability) and **RQ2** (cross-lingual adaptability), showing promising results in both Bengali and English ABSA benchmarks.

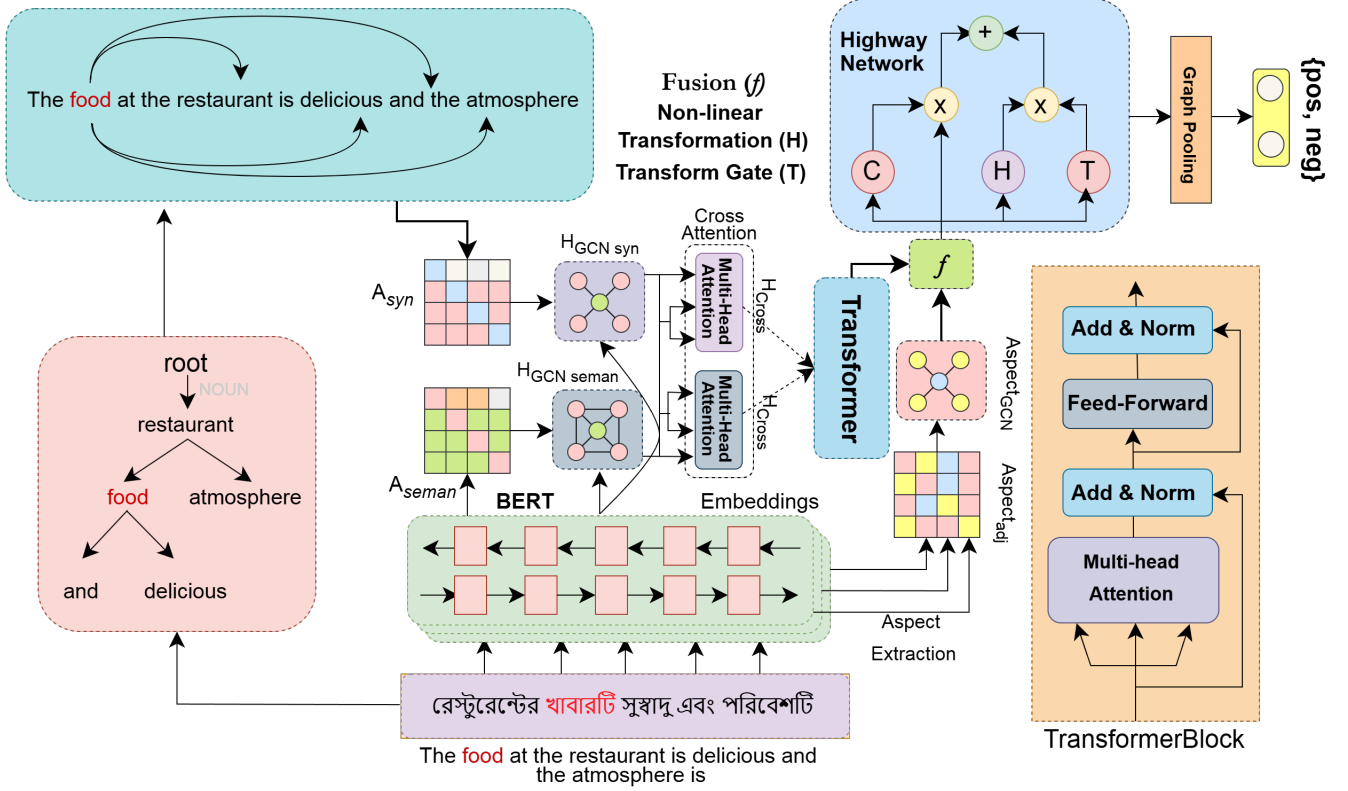


Fig. 1: The overall **CrosGrpsABS** system flow, depicting the construction of syntactic and semantic graphs, cross-attention fusion with transformer embeddings, and final sentiment classification using a highway gating strategy.

III. PROPOSED METHODOLOGY

Aspect-based sentiment analysis (ABSA) aims to determine the sentiment polarity expressed toward specific aspects within a given sentence. Formally, consider a sentence $s = \{w_1, w_2, \dots, w_n\}$ and an aspect $a = \{a_1, a_2, \dots, a_m\} \subset s$. Here, m denotes the end position of the aspect in s . When a sentence contains multiple aspects, each aspect is treated as a separate instance for sentiment classification. The goal is to predict the sentiment polarity (e.g., positive, negative, or neutral) associated with each aspect a . Figure 1 illustrates the overall architecture of **CrosGrpsABS**, which addresses the aforementioned problem setting. Given a sentence-aspect pair (s, a) , each token in the sentence is first mapped to its corresponding embedding through an embedding table $\mathbf{E} \in \mathbb{R}^{|V| \times d_e}$, where $|V|$ is the vocabulary size and d_e is the embedding dimension. We concatenate the sentence and aspect to form a single input sequence for a transformer encoder (e.g., BERT [8] or XLM-RoBERTa [9]), formatting it as: Input = $[\text{CLS}] w_1, \dots, w_n [\text{SEP}] a_1, \dots, a_m [\text{SEP}]$, where $[\text{CLS}]$ serves as a classification token and $[\text{SEP}]$ tokens separate the sentence and aspect. Passing this sequence through the transformer yields contextual embeddings $\mathbf{H} = [\mathbf{h}_1, \mathbf{h}_2, \dots, \mathbf{h}_T] \in \mathbb{R}^{T \times d}$, with $T = n + m + 3$ accounting for the added special tokens, and d indicating the hidden dimensionality.

These contextual representations, \mathbf{H} , provide initial node features for two distinct graphs: a *syntactic graph*, constructed through rule-based dependency parsing to capture local grammatical structure, and a *semantic graph*, built using cosine similarity of transformer-based embeddings to capture global

contextual relationships. The subsequent modules in **CrosGrpsABS** leverage these graphs through a bidirectional cross-attention mechanism, thus integrating syntactic and semantic information to more accurately predict aspect-level sentiment.

A. Syntactic Graph

To encode syntactic relationships in our model, we begin by applying a rule-based parser (or a dependency parser) to each sentence, identifying part-of-speech (POS) tags and any dependency-like links between tokens [2]. The objective is to determine, for each token i , which tokens j are syntactically related. Once these relationships are identified, we construct the adjacency matrix $\mathbf{A}_{\text{syntax}}$ by iterating through tokens and marking pairs (i, j) that are identified as valid dependencies (for example, subject, object or modifier links). Formally, we define $\mathbf{A}_{\text{syntax}}$ as shown in Equation (1), where:

$$\mathbf{A}_{\text{syntax}}[i, j] = \begin{cases} 1, & \text{if } j \text{ is syntactically related to } i, \\ 0, & \text{otherwise.} \end{cases} \quad (1)$$

This binary setup captures whether a direct syntactic link exists between two tokens. In practice, fractional or real-valued weights can be assigned in $\mathbf{A}_{\text{syntax}}$ rather than a strict 0/1 approach. For example, edges can be scaled based on dependency type (e.g., subject vs. object) or the distance between tokens. By explicitly modeling syntactic structure in this manner, the model can better interpret each token's grammatical function relative to the aspect. Identifying a subject-object relationship, for instance, can reveal whether the aspect is performing an action

(potentially implying a certain polarity) or is affected by another entity in the sentence.

B. Semantic Similarity Graph

We construct a semantic similarity graph to capture correlations between tokens that share related meanings [2], [26], [27]. Each token w_i in the sentence is mapped to a contextual embedding \mathbf{h}_i derived from a transformer encoder, yielding $\{\mathbf{h}_1, \mathbf{h}_2, \dots, \mathbf{h}_n\}$. We then measure the similarity between each pair of tokens (i, j) using the cosine similarity formula given in Equation (2):

$$\mathbf{A}_{\text{semantic}}[i, j] = \frac{\mathbf{h}_i \cdot \mathbf{h}_j}{\|\mathbf{h}_i\|_2 \|\mathbf{h}_j\|_2}, \quad (2)$$

which quantifies the degree of semantic relatedness between \mathbf{h}_i and \mathbf{h}_j . By linking words that share semantic fields or appear in similar contexts, the adjacency matrix $\mathbf{A}_{\text{semantic}}$ captures long-range or indirect relationships, an essential feature for ABSA where sentiment cues may span distant tokens. To manage graph density, each row can be normalized or thresholded, enabling the model to focus on the most salient semantic connections. Consequently, the semantic similarity graph complements the syntactic graph by emphasizing shared meaning rather than purely structural dependencies.

C. Graph Attention Networks (GAT)

We denote the initial node features as the transformer outputs, \mathbf{H} . A GAT layer operates over an adjacency matrix \mathbf{A} (e.g., syntactic or semantic) and updates each node's representation by attending to its neighboring nodes [28], [29]. The first step in this process is computing the attention coefficients between node i and its neighbor j :

$$\alpha_{ij} = \text{softmax}_j \left(\text{LeakyReLU}(\mathbf{a}^T [\mathbf{W}\mathbf{h}_i \parallel \mathbf{W}\mathbf{h}_j]) \right), \quad (3)$$

where \mathbf{W} is a learnable weight matrix that projects node features into an attention space, and \mathbf{a} is a learnable attention vector. The concatenation $[\mathbf{W}\mathbf{h}_i \parallel \mathbf{W}\mathbf{h}_j]$ allows the attention mechanism to model interactions between the node and its neighbors, as shown in Equation (3). A LeakyReLU activation function is applied before computing the softmax normalization across all neighbors.

Once the attention coefficients α_{ij} are computed, they are used to aggregate the information from the neighboring nodes. The updated feature representation for node i is given by:

$$\tilde{\mathbf{h}}_i = \sigma \left(\sum_{j \in \mathcal{N}(i)} \alpha_{ij} \mathbf{W}\mathbf{h}_j \right), \quad (4)$$

where $\mathcal{N}(i)$ denotes the set of neighbors for node i , and σ represents a non-linear activation function such as ReLU. This update process ensures that the representation of node i incorporates important contextual information from its neighbors while filtering out less relevant interactions [2].

In the final step of the GAT layer, all updated node representations $\tilde{\mathbf{h}}_i$ are combined to form the output representation of the entire graph:

$$\mathbf{Z} = [\tilde{\mathbf{h}}_1, \tilde{\mathbf{h}}_2, \dots, \tilde{\mathbf{h}}_T], \quad (5)$$

where T represents the total number of nodes. Equation (5) ensures that all nodes have been updated using attention-based aggregation.

We apply GAT separately to the syntactic and semantic graphs, which results in two different node representations:

$$\mathbf{H}_{\text{syntax}} = \text{GATConv}(\mathbf{H}, \mathbf{A}_{\text{syntax}}), \quad (6)$$

$$\mathbf{H}_{\text{semantic}} = \text{GATConv}(\mathbf{H}, \mathbf{A}_{\text{semantic}}). \quad (7)$$

Here, Equation (6) represents the GAT operation over the syntactic graph, allowing each token to focus on crucial grammatical relations, while Equation (7) describes the GAT operation over the semantic graph, capturing similarity-based relationships [28].

D. Bidirectional Cross-Attention

To effectively merge the graph-based features with the original transformer context, we employ a bidirectional cross-attention mechanism [8], [30]. This mechanism allows the model to compare and fuse information from the transformer embeddings \mathbf{H} with the GAT embeddings derived from both the syntactic and semantic graphs [31].

First, for the syntactic branch, we project the transformer embeddings and the syntactic GAT embeddings $\mathbf{H}_{\text{syntax}}$ into a common attention space. This is achieved by computing the query, key, and value matrices as follows:

$$\mathbf{Q}_{\text{syn}} = \mathbf{W}_Q^{(\text{syn})} \mathbf{H}, \quad (6a)$$

$$\mathbf{K}_{\text{syn}} = \mathbf{W}_K^{(\text{syn})} \mathbf{H}_{\text{syntax}}, \quad (6b)$$

$$\mathbf{V}_{\text{syn}} = \mathbf{W}_V^{(\text{syn})} \mathbf{H}_{\text{syntax}}, \quad (6c)$$

$$\mathbf{C}_{\text{syn}} = \text{softmax} \left(\frac{\mathbf{Q}_{\text{syn}} \mathbf{K}_{\text{syn}}^T}{\sqrt{d}} \right) \mathbf{V}_{\text{syn}}, \quad (6d)$$

In Equations (6a)–(6c), the transformer and syntactic features are mapped into query, key, and value spaces, respectively, while Equation (6d) computes the syntax-based attention output \mathbf{C}_{syn} . The division by \sqrt{d} (where d is the dimensionality of the projection space) helps stabilize gradients [30].

Analogously, for the semantic branch, we compute the corresponding query, key, and value matrices using the semantic GAT embeddings $\mathbf{H}_{\text{semantic}}$:

$$\mathbf{Q}_{\text{sem}} = \mathbf{W}_Q^{(\text{sem})} \mathbf{H}, \quad (7a)$$

$$\mathbf{K}_{\text{sem}} = \mathbf{W}_K^{(\text{sem})} \mathbf{H}_{\text{semantic}}, \quad (7b)$$

$$\mathbf{V}_{\text{sem}} = \mathbf{W}_V^{(\text{sem})} \mathbf{H}_{\text{semantic}}, \quad (7c)$$

$$\mathbf{C}_{\text{sem}} = \text{softmax} \left(\frac{\mathbf{Q}_{\text{sem}} \mathbf{K}_{\text{sem}}^T}{\sqrt{d}} \right) \mathbf{V}_{\text{sem}}, \quad (7d)$$

Here, Equations (7a)–(7c) map the transformer and semantic features into query, key, and value spaces, while Equation (7d) yields the semantic attention output \mathbf{C}_{sem} .

Finally, the outputs from both the syntactic and semantic cross-attention blocks are concatenated to form a unified representation:

$$\mathbf{H}_{\text{cat}} = [\mathbf{C}_{\text{syn}} \parallel \mathbf{C}_{\text{sem}}] \in \mathbb{R}^{T \times 2d}. \quad (10)$$

Equation (10) provides the fused context \mathbf{H}_{cat} , which contains enriched information from both structural (syntactic) and semantic perspectives.

This bidirectional cross-attention mechanism enables the transformer embeddings to interact closely with graph-based representations, allowing for a dynamic fusion where local structural signals (e.g., dependency edges) and global semantic patterns jointly influence the final feature representation [8]. Such synergy is crucial for aspect-based sentiment analysis (ABSA), where an aspect's sentiment depends on both detailed local context and the overall semantic coherence of the sentence [31].

E. Transformer Encoder Refinement

To further integrate the syntax- and semantic-enriched features, we feed \mathbf{H}_{cat} into a lightweight Transformer encoder as shown in Equation (11):

$$\mathbf{H}_{\text{refined}} = \text{TransformerEncoder}(\mathbf{H}_{\text{cat}}), \quad (11)$$

which produces a refined representation $\mathbf{H}_{\text{refined}}$. This encoder follows the multi-head self-attention framework introduced by [30], allowing it to capture higher-order interactions between tokens. Although the cross-attention mechanism fuses graph-based and transformer-based contexts, an additional Transformer pass enables the model to learn nuanced relationships that may not be fully captured by a single GAT layer or a single cross-attention step. For instance, tokens that are closely linked in the syntactic graph might also exhibit semantic similarity, and this extra encoding stage provides a unified space for both structural and semantic cues to interact. By refining the combined representation, the model ultimately benefits from a richer, multi-hop understanding of the sentence's syntactic and semantic properties.

F. Aspect Representation Extraction

In order to focus on aspect-specific cues, we apply a specialized GAT operation over an adjacency matrix designed to prioritize tokens near the aspect term. Let $\mathbf{A}_{\text{aspect}}$ represent this adjacency structure, which can be constructed to highlight tokens in close proximity to the aspect location or to reuse $\mathbf{A}_{\text{syntax}}$ restricted to aspect nodes. Unlike the earlier GAT steps that operate on more global embeddings, this aspect-focused GAT targets the region relevant to the aspect. Suppose we take the refined embeddings $\mathbf{H}_{\text{refined}}$ as input (though one may also use the original \mathbf{H} , depending on the design). Formally, we compute (Equation 12):

$$\mathbf{H}_{\text{aspect}} = \text{GATConv}(\mathbf{H}_{\text{refined}}, \mathbf{A}_{\text{aspect}}), \quad (12)$$

where $\mathbf{H}_{\text{refined}}$ provides token representations enriched by both transformer and cross-attention steps, and $\mathbf{A}_{\text{aspect}}$ restricts the attention mechanism to aspect-centric dependencies.

Once this GAT layer is applied, each token's embedding in $\mathbf{H}_{\text{aspect}}$ incorporates information specifically relevant to the aspect. We then extract a single vector to represent the entire aspect by pooling over the indices spanned by the aspect term (Equation 13):

$$\mathbf{z}_{\text{aspect}} = \frac{1}{|M|} \sum_{j=1}^M \mathbf{H}_{\text{aspect}}[j], \quad (13)$$

where $|M|$ denotes the number of tokens forming the aspect, and $[1, \dots, M]$ are the corresponding indices in $\mathbf{H}_{\text{aspect}}$. This pooling step yields a compact embedding $\mathbf{z}_{\text{aspect}}$ that concentrates on the region of the sentence determining sentiment polarity. By focusing on aspect-specific dependencies, the model can disentangle general context from cues most pertinent to the aspect, ultimately enhancing its ability to capture fine-grained sentiment relationships in ABSA.

TABLE I: Data distribution for the four domain-specific ABSA datasets in Bangla.

Dataset	# Samples		
	Train	Validation	Test
Car	1700	213	213
Mobile	1486	186	186
Movie	1184	148	148
Restaurant	1207	151	151

TABLE II: statistics of SemEval 2014 Task 4 datasets (Laptop and Restaurant) with sentiment distribution.

Dataset	Split	Positive	Neutral	Negative
Laptop	Train	976	455	851
	Test	337	167	128
Restaurant	Train	2164	637	807
	Test	727	196	196

TABLE III: Hyperparameter Settings and Additional Techniques

Hyperparameter	Candidate Values	Best
Batch Size	{1, 2, 3}	1
Maximum Length	{80, 100, 128}	128
Epochs	{10, 20, 30}	20
Learning Rate	{0.01, 0.001, 1e-5, 2e-5}	2e-5
GATConv Layers	{1, 2, 3, 4, 5, 6, 7}	1
Optimizer	{Adam, AdamW}	AdamW
Class Weights	{None, Weighted}	Weighted
Hidden Dimension	{256, 512, 768}	768

G. Highway Gating Mechanism

To integrate the refined representation $\mathbf{H}_{\text{refined}}$ with the aspect vector $\mathbf{z}_{\text{aspect}}$ in a controlled manner, we employ a Highway Network gating function [38]. First, we condense the refined token representations into a single vector by mean pooling:

$$\bar{\mathbf{h}} = \frac{1}{T} \sum_{i=1}^T \mathbf{H}_{\text{refined}}[i], \quad (14)$$

where $\bar{\mathbf{h}}$ aggregates the overall context across all tokens. Next, we form a composite representation \mathbf{u} by concatenating $\bar{\mathbf{h}}$ with the aspect embedding $\mathbf{z}_{\text{aspect}}$:

$$\mathbf{u} = [\bar{\mathbf{h}} \parallel \mathbf{z}_{\text{aspect}}] \in \mathbb{R}^{2d}, \quad (15)$$

which ensures that both global contextual cues and aspect-specific features are available to the gating mechanism.

We then define two functions acting on \mathbf{u} . The first, $\mathbf{H}(\cdot)$, is a feed-forward transformation (e.g., a ReLU-activated linear layer) that generates a candidate set of new features. The second, $\mathbf{T}(\cdot)$, is a gating function that produces a sigmoid output

TABLE IV: Comparative performance of three embedding-based approaches (mBERT, RoBERTa, BanglaBERT) on four domain-specific Bengali ABSA datasets. Acc and F1 are reported in percentage. The best results in each column are highlighted in bold.

Model	Car (%)		Mobile (%)		Movie (%)		Restaurant (%)	
	Acc↑	F1↑	Acc↑	F1↑	Acc↑	F1↑	Acc↑	F1↑
BanglaBERT	61.50	61.68	69.35	69.07	64.19	65.41	54.97	54.90
mBERT	70.89	68.37	68.28	66.04	86.49	86.32	76.16	76.16
RoBERTa	68.54	67.29	79.57	79.44	70.95	71.95	88.74	88.69

TABLE V: Performance comparison of our proposed model with baseline models on multiple datasets. The best results are highlighted in bold, and the second-best results are underlined.

Model	Car (%)		Mobile (%)		Movie (%)		Restaurant (%)	
	Acc↑	F1↑	Acc↑	F1↑	Acc↑	F1↑	Acc↑	F1↑
Roberta-base (Zero-shot) [9]	50.75	46.51	52.53	48.59	63.24	59.07	57.65	51.68
Roberta-large (Zero-shot) [9]	54.52	57.91	68.82	67.46	66.08	65.58	71.82	70.68
Roberta [9]	56.34	50.41	68.28	68.16	<u>74.32</u>	<u>74.46</u>	<u>80.13</u>	<u>79.91</u>
BanglaBERT [32]	56.81	41.16	48.39	31.56	68.24	55.36	54.97	38.99
GCN	64.79	64.63	67.74	67.75	73.67	74.34	68.21	68.25
Transformers	66.20	65.79	<u>76.34</u>	<u>76.27</u>	71.62	71.45	74.83	74.47
mBERT [8]	67.14	65.76	68.82	68.42	70.95	70.26	71.52	71.45
BiLSTM	68.08	<u>68.22</u>	70.97	70.44	68.24	69.17	72.19	72.19
BiGRU	68.08	68.22	72.04	72.05	71.62	71.06	75.50	75.44
Dual-GCN	<u>69.95</u>	67.73	70.43	70.09	72.97	73.65	70.20	70.18
CrosGrpsABS	70.89	68.37	79.57	79.44	86.49	86.32	88.74	88.69

TABLE VI: Comparison of Different Models on ABSA Tasks (SemEval 2014 Task 4 datasets: Restaurant and Laptop)

Models	Restaurant (%)		Laptop (%)	
	Acc↑	F1↑	Acc↑	F1↑
BERT [8]	85.97	82.79	79.10	76.00
R-GAT+BERT [33]	86.60	83.00	80.30	77.47
DGEDT+BERT [34]	82.00	80.00	79.80	80.79
BART-GCN [35]	84.75	77.11	79.19	76.00
T-GCN+BERT [18]	85.00	80.00	80.00	77.00
DualGCN+BERT [19]	87.13	82.16	81.80	76.00
SSEGCN+BERT [36]	85.16	81.00	79.00	76.00
AG-VSR+BERT [18]	89.96	<u>85.00</u>	80.00	78.00
TextGT+BERT [18]	87.31	82.27	81.33	78.71
DAGCN+BERT [37]	88.03	82.64	<u>82.59</u>	<u>79.40</u>
CrosGrpsABS	<u>87.88</u>	85.93	86.43	80.46

indicating how much of these new features should be integrated [39]. Specifically, we compute

$$\mathbf{z}_H = \mathbf{T}(\mathbf{u}) \odot \mathbf{H}(\mathbf{u}) + (1 - \mathbf{T}(\mathbf{u})) \odot \mathbf{u}, \quad (16)$$

where $\mathbf{T}(\mathbf{u}) = \sigma(\mathbf{W}_T \mathbf{u} + \mathbf{b}_T)$. In Equation (16), the gate $\mathbf{T}(\mathbf{u})$ balances the incorporation of the transformed features $\mathbf{H}(\mathbf{u})$ with the original input \mathbf{u} , preserving skip connections to facilitate gradient flow. The resulting \mathbf{z}_H provides a harmonized fusion of aspect-aware signals and global context, enhancing the model's capacity to capture nuanced sentiment relationships. Consequently, \mathbf{z}_H serves as the final, enriched representation passed to downstream classification layers.

H. Classification Layer

In the final stage, the fused representation \mathbf{z}_H is mapped to sentiment class probabilities. A linear projection transforms \mathbf{z}_H into a vector of logits corresponding to the C sentiment classes (e.g., positive, negative, neutral). The predicted label \hat{y} is then obtained by selecting the index of the highest logit. During training, cross-entropy loss is used to measure the alignment between the predicted probabilities and the true class, thereby fine-tuning all model components including gating, cross-attention, and graph-based modules to better distinguish among sentiment polarities.

IV. EXPERIMENT AND RESULT ANALYSIS

A. Implementation Details

We conduct experiments on four Bangla ABSA benchmark datasets, Car (1,149 samples), Mobile Phone (975), Movie (800), and Restaurant (801), introduced by Hasan et al. [40], alongside English datasets from the SemEval 2014 Task 4 benchmark [1]. Table I and II report the data distributions for the Bangla and English datasets, respectively. The Bangla datasets, sourced from platforms like Facebook, YouTube, and online portals, include columns for Id, Comment, and Aspect category with Sentiment Polarity, while the SemEval English datasets cover the Laptop and Restaurant domains, providing sentences annotated with aspect terms and sentiment polarities to ensure fair comparison with state-of-the-art models. We perform cleaning steps to remove noise, correcting typographical errors, removing irrelevant symbols or URLs, and normalizing character encodings, ensuring a consistent and high-quality corpus. We then employ a pre-trained tokenizer to segment the

TABLE VII: Ablation study results for our proposed model across multiple datasets. The best results are highlighted in bold.

Settings	Car (%)		Mobile (%)		Movie (%)		Restaurant (%)	
	Acc	F1	Acc	F1	Acc	F1	Acc	F1
No Syntax Graph	58.70	53.24	70.77	70.75	69.59	70.61	79.47	79.13
No Semantic Graph	64.78	59.25	47.18	30.25	70.27	70.58	83.44	83.45
No Graph Branches	67.87	67.75	74.36	74.29	71.62	72.25	76.16	76.20
No Cross-Attention	68.26	68.10	69.23	69.25	78.38	78.50	78.15	78.18
No Transformer	61.30	56.77	75.38	74.97	77.70	78.34	82.78	82.78
No Highway Gate	63.91	59.69	74.87	74.42	74.32	74.46	80.79	80.78
No Aspect Embedding	69.13	67.10	73.85	72.67	78.38	75.11	81.77	81.76
Fixed Adjacency	64.35	58.90	70.26	70.22	75.68	76.35	79.66	77.63
CrosGrpsABS Base	70.89	68.37	79.57	79.44	86.49	86.32	88.74	88.69

text into subword units, leveraging its learned vocabulary to capture linguistic nuances and reduce out-of-vocabulary issues. Table III summarizes the hyperparameter settings and techniques: a batch size of 1, a maximum sequence length of 128, 20 training epochs at a learning rate of 2×10^{-5} for balanced convergence speed and stability, a single GATConv layer, and the AdamW optimizer with a weight decay of 1×10^{-2} . To address overfitting, we apply early stopping callbacks and class weights to mitigate imbalance, and we set a hidden dimension of 768 to capture linguistic representations. Finally, we assess performance using Test Accuracy (Acc) and Micro-averaged F1 score (F1), providing a comprehensive evaluation of our aspect-based sentiment classification approach.

B. Findings

Table IV presents the comparative performance of our proposed **CrosGrpsABS** model using three different embedding techniques: BanglaBERT, mBERT [8], and RoBERTa [9], evaluated across four domain-specific Bengali ABSA datasets: Car, Mobile, Movie, and Restaurant. The results are reported in terms of accuracy (Acc) and micro F1 scores (F1). Among these embedding techniques, RoBERTa-based embeddings achieve the highest performance in most domains, notably in Car, Movie, and Restaurant datasets, with a peak accuracy of 88.74% and an F1 score of 88.69% on the Restaurant dataset. The mBERT embeddings yield competitive results, particularly in the Mobile domain, achieving the highest accuracy (86.49%) and micro F1 (86.32%). Conversely, the BanglaBERT embeddings lead to relatively lower performance, suggesting the advantage of utilizing multilingual transformer-based embeddings like RoBERTa and mBERT within the **CrosGrpsABS** framework.

C. Baseline Comparison

To evaluate the performance of our proposed **CrosGrpsABS** model, we conducted experiments on four domain-specific Bengali ABSA datasets: Car, Mobile, Movie, and Restaurant. These datasets are representative of real-world sentiment analysis tasks in Bengali. Table V presents a performance comparison between **CrosGrpsABS** and several baseline models, including transformer-based methods (RoBERTa-base, RoBERTa-large, RoBERTa, BanglaBERT, mBERT), graph-based models (GCN,

Dual-GCN), and sequential neural networks (BiLSTM, BiGRU), as well as standard Transformer architecture. Our **CrosGrpsABS** model consistently outperforms all baseline models across all domains. Specifically, it achieves the highest accuracy and micro F1 score in the Restaurant dataset, with accuracy reaching 88.74% and a micro F1 of 88.69%. Among the baseline models, fine-tuned RoBERTa stands out as the strongest, consistently ranking second with a performance of 80.13% accuracy on Restaurant data. The zero-shot RoBERTa-base and RoBERTa-large models show lower performance across all domains, emphasizing the importance of task-specific fine-tuning. BanglaBERT, despite being language-specific, exhibits moderate results, demonstrating that pretraining alone may not suffice without further adaptation. Sequential models like BiLSTM and BiGRU, as well as graph-based models (GCN, Dual-GCN), show competitive but inferior performance, highlighting the effectiveness of our hybrid approach that integrates transformer-based embeddings with bidirectional cross-attention on syntactic and semantic graphs.

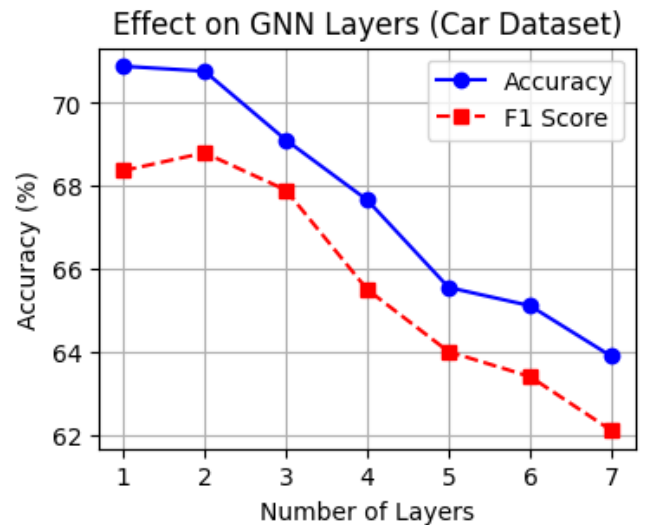


Fig. 2: Effect of GNN Layers on Performance (Car Dataset). The chart compares Accuracy and F1 Score across different numbers of GNN layers, ranging from 1 to 7.

a) *SemEval 2014 Task 4 results*: Table VI provides a comprehensive comparison of our proposed **Cros-**

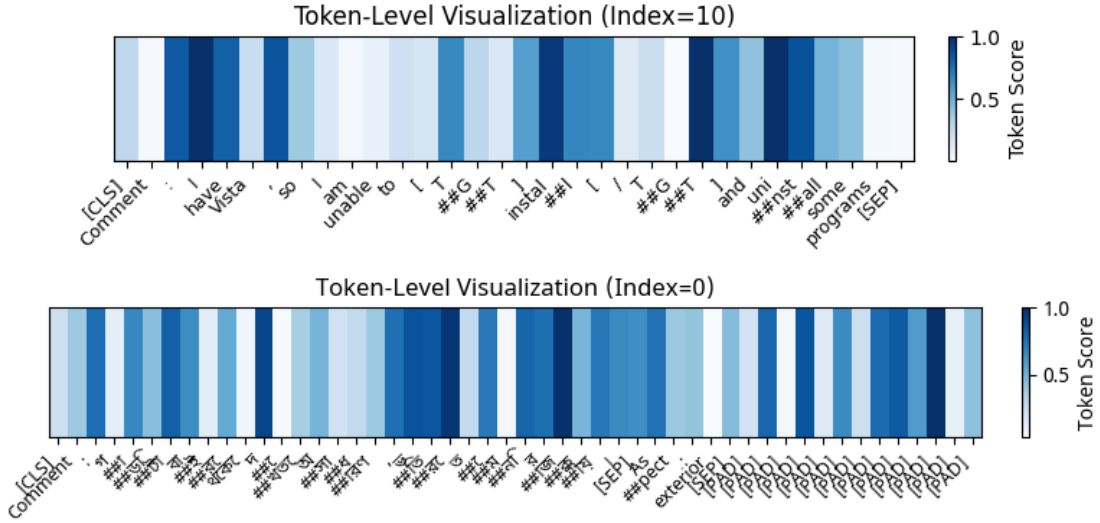


Fig. 3: Token-level visualization illustrating the importance scores assigned by CrosGrpsABS. The top visualization is from the SemEval 2014 Task 4 (Laptop domain, English), and the bottom visualization is from our Bengali ABSA dataset. Darker shades represent higher token importance in predicting aspect-level sentiment.

GrpsABS model against state-of-the-art baseline methods on the SemEval 2014 Task 4 datasets (Restaurant and Laptop). The baselines include recent advanced ABSA methods such as BERT, R-GAT+BERT, DGEDT+BERT, BART-GCN, T-GCN+BERT, DualGCN+BERT, SSEGNCN+BERT, AG-VSR+BERT, TextGT+BERT, and DAGCN+BERT. In the Restaurant dataset, **CrosGrpsABS** achieves highly competitive results with an accuracy of 87.88% and micro F1 score of 87.93%, slightly below AG-VSR+BERT, which attains the highest accuracy at 89.96%. On the Laptop dataset, **CrosGrpsABS** clearly demonstrates superior performance by reaching the highest accuracy (86.43%) and micro F1 score (86.46%), surpassing all other baseline methods. These results validate the effectiveness and robustness of **CrosGrpsABS** across different datasets and domains, emphasizing its capability to compete with state-of-the-art ABSA approaches.

D. Ablation Study

Table VII presents an ablation study conducted on our proposed **CrosGrpsABS** model, evaluating the contributions of different components across four Bengali ABSA datasets: Car, Mobile, Movie, and Restaurant. Specifically, we examine the effects of removing individual modules, including the syntactic graph, semantic graph, both graph branches, cross-attention, transformer embeddings, highway gating mechanism, aspect embeddings, and using a fixed adjacency matrix. The results demonstrate that the complete **CrosGrpsABS** model consistently outperforms all ablated variants, emphasizing the critical role of each component. Notably, removing the semantic graph significantly degrades performance, especially in the Mobile domain, dropping accuracy from 79.57% to 47.18%, which highlights the importance of semantic information. Excluding transformer embeddings also leads to notable performance reductions across all datasets, indicating transformers’ key role in encoding contextual information. Similarly, eliminating the syntactic graph results in decreased accuracy and F1 scores,

particularly evident in the Car dataset, reducing accuracy from 70.89% to 58.70%. These findings collectively confirm the effectiveness and necessity of integrating both syntactic and semantic information with transformer embeddings and cross-attention mechanisms to achieve optimal performance.

E. Effect on GNN layers

Figure 2 shows how varying the number of GNN layers (from 1 to 7) impacts both Accuracy and F1 Score on the Car dataset. Notably, models with shallower architectures (one or two layers) attain the highest performance, suggesting that adding more layers can lead to overfitting or oversmoothing, where critical signals become diluted in deeper networks. While intermediate depths still yield competitive metrics, the overall trend highlights a gradual decline in performance as the layer count increases. This indicates the importance of selecting an optimal GNN depth to balance representational capacity against potential training instabilities, thereby avoiding unnecessary complexity that can undermine predictive accuracy and generalization.

F. Visualization

Figure 3 presents token-level visualizations of attention scores produced by our **CrosGrpsABS** model for two distinct ABSA datasets: the SemEval 2014 Task 4 (Laptop domain, top) and our Bengali ABSA dataset (bottom). In each visualization, darker shades of blue correspond to higher token importance, reflecting stronger contributions of specific tokens to the sentiment classification decision. In the SemEval dataset example, the model effectively emphasizes tokens such as “vista”, “unable”, and “install”, highlighting its capability to detect negative sentiment expressions associated with a particular aspect (e.g., software compatibility). In the Bengali dataset example, the visualization similarly highlights tokens critical to sentiment analysis, illustrating how the **CrosGrpsABS** model successfully

TABLE VIII: Examples from the Bengali ABSA Dataset with True Labels and Model Predictions.

Comment	Dual-GCN	Roberta	CrosGrpsABS
Bengali: সেখানে কোন পরিবেশ ছিল না, সেবা ছিল অনুপযুক্ত English: There was no atmosphere, the service was inadequate. True Label: {Ambiance, Neg}, {Service, Neg}	(Neg✓, Pos×)	(Neg✓, Neg✓)	(Neg✓, Neg✓)
Bengali: মাংসের অংশ বিশাল ছিল, দাম বিশেষ কিছু না হলেও। English: The meat portion was huge, even though the price wasn't anything special. True Label: {Food, Pos}, {Price, Pos}	(Neg×, Pos✓)	(Neg×, Neg✓)	(Pos✓, Pos✓)
Bengali: হ্যান্ডব্রেকটা নষ্ট হয়ে গেছে কিন্তু নরমাল ব্রেক গুলা ঠিকই আছে। English: The handbrake is broken, but the normal brakes are fine. True Label: {Safety, Neg}, {Safety, Neg}	(Neg✓, Pos×)	(Neg✓, Neg✓)	(Neg✓, Neg✓)

identifies important Bengali linguistic elements and context-specific expressions. The visualizations demonstrate that **CrosGrpsABS** not only performs well quantitatively but also provides qualitative interpretability by clearly indicating which tokens drive its sentiment predictions. This interpretability enhances confidence in the model's decision-making processes and facilitates deeper insights into aspect-level sentiment detection across languages and domains.

G. Case Study

Table VIII presents a detailed case study analysis, showcasing three challenging Bengali ABSA examples alongside predictions from Dual-GCN, RoBERTa, and our proposed **CrosGrpsABS** model. In the first example, both RoBERTa and **CrosGrpsABS** correctly identify negative sentiment for both *Ambiance* and *Service*, whereas Dual-GCN misclassifies *Service* as positive. The second example involves two positive aspects (*Food* and *Price*); Dual-GCN and RoBERTa each misjudge at least one of these aspects, while **CrosGrpsABS** accurately predicts both. Finally, the third example contains a contrasting statement (*handbrake broken* vs. *normal brakes fine*), and although Dual-GCN misclassifies the second *Safety* aspect, both RoBERTa and **CrosGrpsABS** correctly predict negative sentiment for both. These observations highlight **CrosGrpsABS**'s robustness in handling complex linguistic cues and mixed sentiment contexts within Bengali text.

V. CONCLUSIONS

In this work, we proposed **CrosGrpsABS**, a novel hybrid model designed to enhance Aspect-Based Sentiment Analysis (ABSA) for low-resource Bengali. Our approach integrates transformer-based embeddings with bidirectional cross-attention on syntactic and semantic graph representations, combining local syntactic cues with global semantic contexts. Extensive experiments on domain-specific Bengali datasets and the SemEval 2014 benchmark demonstrate **CrosGrpsABS**'s superior performance compared to state-of-the-art baselines. Qualitative analyses, including attention visualizations and token-level importance scores, highlight the model's interpretability. However, challenges remain, such as handling mixed sentiments, implicit emotional expressions, and reliance on accurate syntactic dependency parsing, which can be problematic for low-resource languages. Future improvements could include contrastive and context-aware learning for better handling of complex sentiments, multilingual transfer learning for broader generalization,

and advanced graph-based techniques to refine syntactic and semantic dependencies. Expanding this methodology to other low-resource languages and domains could further enhance its practical applicability and advance ABSA research.

REFERENCES

- [1] M. Pontiki, D. Galanis, J. Pavlopoulos, H. Papageorgiou, I. Androustopoulos, and S. Manandhar, "Semeval-2014 task 4: Aspect based sentiment analysis," in *Proceedings of the 8th International Workshop on Semantic Evaluation (SemEval 2014)*, 2014, pp. 27–35.
- [2] C. Zhang, Q. Li, and D. Song, "Aspect-based sentiment classification with aspect-specific graph convolutional networks," *arXiv preprint arXiv:1909.03477*, 2019.
- [3] W. An, F. Tian, P. Chen, and Q. Zheng, "Aspect-based sentiment analysis with heterogeneous graph neural network," *IEEE Transactions on Computational Social Systems*, vol. 10, no. 1, pp. 403–412, 2022.
- [4] B. Liu, *Sentiment analysis and opinion mining*. Morgan & Claypool Publishers, 2012, vol. 5.
- [5] M. R. Hossain, M. M. Hoque, M. A. A. Dewan, E. Hoque, and N. Siddique, "Authornet: Leveraging attention-based early fusion of transformers for low-resource authorship attribution," *Expert Systems with Applications*, vol. 262, p. 125643, 2025.
- [6] N. Banik, M. H. H. Rahman, S. Chakraborty, H. Seddiqui, and M. A. Azim, "Survey on text-based sentiment analysis of bengali language," in *2019 1st International Conference on Advances in Science, Engineering and Robotics Technology (ICASERT)*. IEEE, 2019, pp. 1–6.
- [7] H. Su, X. Wang, J. Li, S. Xie, and X. Luo, "Enhanced implicit sentiment understanding with prototype learning and demonstration for aspect-based sentiment analysis," *IEEE Transactions on Computational Social Systems*, 2024.
- [8] J. Devlin, M.-W. Chang, K. Lee, and K. Toutanova, "Bert: Pre-training of deep bidirectional transformers for language understanding," in *Proceedings of the 2019 Conference of the North American Chapter of the Association for Computational Linguistics: Human Language Technologies, Volume 1 (Long and Short Papers)*, June 2019, pp. 4171–4186.
- [9] Y. Liu, M. Ott, N. Goyal, J. Du, M. Joshi, D. Chen, O. Levy, M. Lewis, L. Zettlemoyer, and V. Stoyanov, "Roberta: A robustly optimized bert pretraining approach," in *arXiv preprint arXiv:1907.11692*, 2019.
- [10] S. Wang, J. Zhang, H. Wang, Y. Wang, Y. Wu, and W. Wang, "A survey of aspect-based sentiment analysis: Tasks, methods, and challenges," *IEEE Transactions on Knowledge and Data Engineering*, 2022.
- [11] A. Nazir, Y. Rao, L. Wu, and L. Sun, "A comprehensive survey on aspect based sentiment analysis," *IEEE Access*, vol. 8, pp. 203 424–203 444, 2020.
- [12] J. H. Joloudari, S. Hussain, M. A. Nematollahi, R. Bagheri, F. Fazl, R. Alizadehsani, R. Lashgari, and A. Talukder, "Bert-deep cnn: State of the art for sentiment analysis of covid-19 tweets," *Social Network Analysis and Mining*, vol. 13, no. 1, p. 99, 2023.
- [13] W. Liao, B. Zeng, X. Yin, and P. Wei, "An improved aspect-category sentiment analysis model for text sentiment analysis based on roberta," *Applied Intelligence*, vol. 51, pp. 3522–3533, 2021.
- [14] G. Letarte, F. Paradis, P. Giguère, and F. Laviolette, "Importance of self-attention for sentiment analysis," in *Proceedings of the 2018 EMNLP Workshop BlackboxNLP: Analyzing and Interpreting Neural Networks for NLP*, 2018, pp. 267–275.
- [15] L. Di Caro and M. Grella, "Sentiment analysis via dependency parsing," *Computer Standards & Interfaces*, vol. 35, no. 5, pp. 442–453, 2013.

- [16] M. Zhang, L. Liu, J. Mi, and X. Yuan, “Enhanced dual-level dependency parsing for aspect-based sentiment analysis,” *The Journal of Supercomputing*, vol. 79, no. 6, pp. 6290–6308, 2023.
- [17] B. Liang, H. Su, L. Gui, E. Cambria, and R. Xu, “Aspect-based sentiment analysis via affective knowledge enhanced graph convolutional networks,” *Knowledge-Based Systems*, vol. 235, p. 107643, 2022.
- [18] S. Yin and G. Zhong, “Textgt: A double-view graph transformer on text for aspect-based sentiment analysis,” in *Proceedings of the AAAI conference on artificial intelligence*, vol. 38, no. 17, 2024, pp. 19404–19412.
- [19] R. Li, H. Chen, F. Feng, Z. Ma, X. Wang, and E. Hovy, “Dual graph convolutional networks for aspect-based sentiment analysis,” in *Proceedings of the 59th Annual Meeting of the Association for Computational Linguistics and the 11th International Joint Conference on Natural Language Processing (Volume 1: Long Papers)*, 2021, pp. 6319–6329.
- [20] A. Nazir, Y. Rao, L. Wu, and L. Sun, “Iaf-Ig: an interactive attention fusion network with local and global perspective for aspect-based sentiment analysis,” *IEEE Transactions on Affective Computing*, vol. 13, no. 4, pp. 1730–1742, 2022.
- [21] Z. Qiu, K. Chen, Y. Xue, Z. Ma, and Z. Zhang, “Modeling inter-aspect relations with clause and contrastive learning for aspect-based sentiment analysis,” *IEEE Transactions on Computational Social Systems*, vol. 11, no. 2, pp. 2833–2842, 2023.
- [22] T. Hossain, A. A. N. Kabir, M. A. H. Ratul, and A. Sattar, “Sentence level sentiment classification using machine learning approach in the bengali language,” in *2022 International Conference on Decision Aid Sciences and Applications (DASA)*. IEEE, 2022, pp. 1286–1289.
- [23] A. Nazir, Y. Rao, L. Wu, and L. Sun, “Issues and challenges of aspect-based sentiment analysis: A comprehensive survey,” *IEEE Transactions on Affective Computing*, vol. 13, no. 2, pp. 845–863, 2020.
- [24] L. S. Meetei, T. D. Singh, S. K. Borgohain, and S. Bandyopadhyay, “Low resource language specific pre-processing and features for sentiment analysis task,” *Language Resources and Evaluation*, vol. 55, no. 4, pp. 947–969, 2021.
- [25] S. Roy and J. R. Saini, “A review of challenges in aspect-based sentiment analysis sub-tasks in resource-scarce indian languages,” in *2023 7th International Conference On Computing, Communication, Control And Automation (ICCUBEA)*. IEEE, 2023, pp. 1–9.
- [26] J. Huang, X. Qiu, and D. Song, “Syntax-aware graph attention network for aspect-level sentiment classification,” in *Proceedings of the 57th Annual Meeting of the Association for Computational Linguistics*, 2019, pp. 4789–4798.
- [27] X. Li, L. Bing, W. Lam, and B. Shi, “Transformation networks for target-oriented sentiment classification,” in *Proceedings of the 56th Annual Meeting of the Association for Computational Linguistics (Volume 1: Long Papers)*, 2018, pp. 946–956.
- [28] P. Veličković, G. Cucurull, A. Casanova, A. Romero, P. Lio, and Y. Bengio, “Graph attention networks,” in *International Conference on Learning Representations (ICLR)*, 2018.
- [29] T. N. Kipf and M. Welling, “Semi-supervised classification with graph convolutional networks,” in *International Conference on Learning Representations (ICLR)*, 2017.
- [30] A. Vaswani, N. Shazeer, N. Parmar, J. Uszkoreit, L. Jones, A. N. Gomez, L. Kaiser, and I. Polosukhin, “Attention is all you need,” in *Advances in Neural Information Processing Systems*, vol. 30, 2017.
- [31] Q. Hu, H. Li *et al.*, “Explicit sentiment information enriched bert for speech sentiment analysis,” in *International Conference on Acoustics, Speech and Signal Processing (ICASSP)*, 2020, pp. 4487–4491.
- [32] A. Bhattacharjee, T. Hasan, W. Ahmad, K. S. Mubasshir, M. S. Islam, A. Iqbal, M. S. Rahman, and R. Shahriyar, “BanglaBERT: Language model pretraining and benchmarks for low-resource language understanding evaluation in Bangla,” in *Findings of the Association for Computational Linguistics: NAACL 2022*. Seattle, United States: Association for Computational Linguistics, Jul. 2022, pp. 1318–1327. [Online]. Available: <https://aclanthology.org/2022.findings-naacl.98>
- [33] K. Wang, W. Shen, Y. Yang, X. Quan, and R. Wang, “Relational graph attention network for aspect-based sentiment analysis,” *arXiv preprint arXiv:2004.12362*, 2020.
- [34] H. Tang, D. Ji, C. Li, and Q. Zhou, “Dependency graph enhanced dual-transformer structure for aspect-based sentiment classification,” in *Proceedings of the 58th annual meeting of the association for computational linguistics*, 2020, pp. 6578–6588.
- [35] Z. Xiao, J. Wu, Q. Chen, and C. Deng, “Bert4gc: Using bert intermediate layers to augment gc: for aspect-based sentiment classification,” *arXiv preprint arXiv:2110.00171*, 2021.
- [36] Z. Zhang, Z. Zhou, and Y. Wang, “Ssegcn: Syntactic and semantic enhanced graph convolutional network for aspect-based sentiment analysis,” in *Proceedings of the 2022 conference of the North American Chapter of the association for computational linguistics: human language technologies*, 2022, pp. 4916–4925.
- [37] Z. Wang, B. Zhang, R. Yang, C. Guo, and M. Li, “Dagen: Distance-based and aspect-oriented graph convolutional network for aspect-based sentiment analysis.” Association for Computational Linguistics, 2024.
- [38] R. K. Srivastava, K. Greff, and J. Schmidhuber, “Highway networks,” *arXiv preprint arXiv:1505.00387*, 2015.
- [39] K. He, X. Zhang, S. Ren, and J. Sun, “Deep residual learning for image recognition,” in *Proceedings of the IEEE Conference on Computer Vision and Pattern Recognition (CVPR)*, 2016, pp. 770–778.
- [40] M. Hasan, M. R. Ghani, and K. M. A. Hasan, “Bangla-absa: Unique aspect based sentiment analysis datasets in bangla language,” 2024.