

# FiLLM - A Filipino-optimized Large Language Model based on Southeast Asia Large Language Model (SEALLM)

Carlos Jude G. Maminta

College of Computer and Information  
Sciences

Polytechnic University of the Philippines  
Sta. Mesa, Manila  
carlosjudemaminta@gmail.com

Isaiah Job Enriquez

College of Computer and Information  
Sciences

Polytechnic University of the Philippines  
Sta. Mesa, Manila  
jobiskits@gmail.com

Deandre Nigel Nuñez

College of Computer and Information  
Sciences

Polytechnic University of the Philippines  
Sta. Mesa, Manila  
nunezdeandre25@gmail.com

Michael B. Dela Fuente

College of Computer and Information  
Sciences

Polytechnic University of the Philippines  
Sta. Mesa, Manila  
mbdelafuente@pup.edu.ph

## ABSTRACT

This study presents FiLLM, a Filipino-optimized large language model, designed to enhance natural language processing (NLP) capabilities in the Filipino language. Built upon the SeaLLM-7B 2.5 model, FiLLM leverages Low-Rank Adaptation (LoRA) fine-tuning to optimize memory efficiency while maintaining task-specific performance. The model was trained and evaluated on diverse Filipino datasets to address key NLP tasks, including Named Entity Recognition (NER), Part-of-Speech (POS) tagging, Dependency Parsing, and Text Summarization. Performance comparisons with the CalamanCy model were conducted using F1 Score, Precision, Recall, Compression Rate, and Keyword Overlap metrics. Results indicate that CalamanCy outperforms FiLLM in several aspects, demonstrating its effectiveness in processing Filipino text with improved linguistic comprehension and adaptability. This research contributes to the advancement of Filipino NLP applications by providing an optimized, efficient, and scalable language model tailored for local linguistic needs.

## Keywords

Natural Language Processing; Large Language Models; Filipino NLP; LoRA Fine-Tuning; SeaLLM; Named Entity Recognition; Part-of-Speech Tagging; Dependency Parsing; Text Summarization; Low-Resource Languages; Machine Learning; Artificial Intelligence; Computational Linguistics.

## 1. INTRODUCTION

The Philippines is a linguistically diverse country with over 175 languages spoken nationwide [3]. Despite the increasing adoption of artificial intelligence (AI) in natural language processing (NLP), the development of large language models (LLMs) for Filipino remains limited due to the scarcity of labeled datasets and computational resources [9]. This linguistic gap has motivated the development of FiLLM, a Filipino-optimized large language model fine-tuned using Low-Rank Adaptation (LoRA). This study aims to evaluate FiLLM's performance on key NLP tasks, comparing it with CalamanCy, an existing Filipino NLP model. The findings are expected to contribute to the localization of AI applications and bridge the gap in Filipino NLP research [2]

## 2. METHODOLOGY

### 2.1 Research Design

This study employs an experimental approach, comparing the performance of FiLLM and CalamanCy on various NLP tasks. The SeaLLM-7B 2.5 model serves as the base model, which was fine-tuned using LoRA to adapt to Filipino linguistic characteristics [7].

### 2.2 Datasets

The following datasets were utilized:

Filipino Hatespeech Dataset – 10,000 tweets labeled as hate speech or non-hate speech [10]

Filipino Dengue Dataset – 4,000 dengue-related tweets categorized by topic [6]

TLUnified-NER Dataset – Annotated news reports and articles [4]

Merged UD Dataset – A compilation of dependency parsing data from Ugnayan and TRG treebanks [1]

Asian Language Treebank – Used for text summarization evaluations [8].

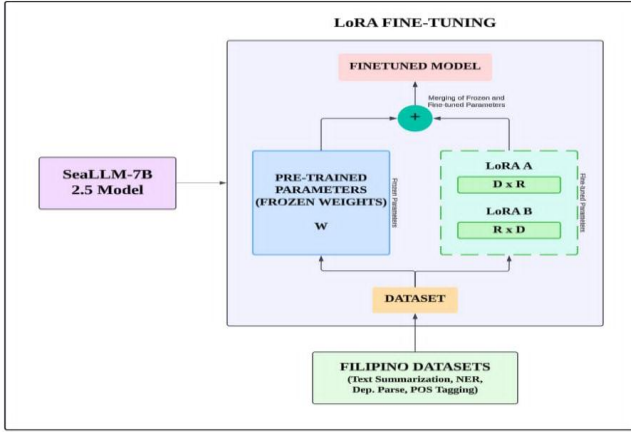
Each dataset was divided into an 80-20 split for training and testing to ensure generalizability.

Task	Dataset
Name Entity Recognition	Dengue Dataset, Hatespeech Dataset, TLUnified-NER
Dependency Parsing	Merged UD
Part of Speech Tagging	Merged UD UAS/LAS
Text Summarization	Asian Language Treebank

Table 1: Sources of Dataset

## 2.3 System Architecture

FILIPINO LARGE LANGUAGE MODEL (FiLLM)



**Figure 1: System Architecture employing LoRA Fine-tuning**

Figure 1 illustrates the system architecture for the Filipino LLM model, based on the SeaLLM-7B 2.5 model and utilizing Filipino datasets. The architecture begins with the pre-trained SeaLLM-7B 2.5 model, which provides the foundation for further training. The Filipino datasets, which include domain-specific data such as the Filipino Hatespeech Dataset, Filipino Dengue Dataset, NewsPH-NLI Dataset, TLUnified-NER, and MergedUD, are introduced as input (Dataset) with a dimension of (D).

The architecture employs a Low-Rank Adaptation (LoRA) fine-tuning process. Initially, the pre-trained parameters, consisting only of frozen weights (W), are retained to preserve the foundational knowledge of the SeaLLM-7B 2.5 model. The input data flows through these pre-trained weights, keeping the original model's capabilities intact.

Simultaneously, low-rank parameters (WA), represented by the matrices LoRA A ( $D \times R$ ) and LoRA B ( $R \times D$ ), are introduced. These low-rank parameters are fine-tuned during the training process to adapt to specific Filipino language tasks. The LoRA approach allows this fine-tuning without disrupting the pre-trained parameters, merging the adjustments with the original model's knowledge.

This selective fine-tuning process enhances the model's performance in specific tasks related to the Filipino language, such as Named Entity Recognition (NER), Part-of-Speech (POS) Tagging, and Dependency Parsing (Dep Pars.). The architecture's focus on low-rank parameters ensures that the fine-tuning is efficient and optimized, maintaining both memory efficiency and task-specific effectiveness. The final output is a fine-tuned model that performs well on Filipino language tasks using the introduced datasets.

## 2.4 Model Training and Fine-Tuning

FiLLM was fine-tuned using the LoRA approach to improve parameter efficiency and reduce memory usage. The model was trained using the Transformers, Datasets, and PyTorch libraries (Dettrms et al., 2023). Evaluation metrics included F1 Score, Precision, Recall, Compression Rate, and Keyword Overlap.

## 2.5 Statistical Analysis

In order to evaluate the performance of the tool developed, Precision, Recall, and F1 Score were calculated.

Precision

$$\left( \frac{\text{True Positive (TP)}}{(\text{TP}) + \text{False Positive (FP)}} \right)$$

Recall

$$\left( \frac{\text{True Positive (TP)}}{(\text{TP}) + \text{False Negative (FN)}} \right)$$

F1 Score

$$\left( \frac{2x \text{ Precision} \times \text{Recall}}{\text{Precision} + \text{Recall}} \right)$$

A paired t-test was conducted to determine the statistical significance of the differences in f1 Score performance between FiLLM and CalamanCy [5].

$$t = \frac{\sum d}{\sqrt{\frac{n(\sum d^2) - (\sum d)^2}{n-1}}}.$$

This formula represents the t-statistic for a paired t-test, which is commonly used to compare the means of two related groups, such as performance measurements taken to an experiment. Finally, the resulting t-statistic is a standardized value used to determine if the mean difference between the two groups is statistically significant. This formula is particularly useful in paired t-tests to evaluate whether the mean difference between related samples is significantly different from zero.

## 3. RESULTS AND DISCUSSION

This chapter presents the analysis and discussion of data gathered through the implementation of the proposed tool. The study aimed to investigate the potential of the FiLLM - A Filipino-optimized Large Language Model based on Southeast Asia Large Language Model (SEALLM).

Task	Model	Precision	Recall	F1-Score
(Name Entity Recognition)	FiLLM NER	0.86	0.93	0.89
(Part of speech Tagging)	FiLLM DEPOSSUM	0.89	0.90	0.89
(Dependency Parsing.)	FiLLM DEPOSSUM	0.73	0.74	0.73

**Table 2: Table for the Average performance rating of the Filipino LLM (FiLLM) NER & DEPOSSUM**

The analysis of Table 1 evaluates the performance of the FiLLM model across three key Natural Language Processing (NLP) tasks: Named Entity Recognition (NER), Part-of-Speech Tagging (POS), and Dependency Parsing (DEP). Standard metrics such as Precision, Recall, and F1-score are used to assess the model's effectiveness.

For NER, the model achieved a Precision of 0.86, indicating that 86% of identified entities were correct. A Recall of 0.93 demonstrates the model's ability to recognize 93% of actual entities in the data, leading to an F1-score of 0.89, reflecting strong overall performance.

In the POS task, the model recorded a Precision of 0.89 and a Recall of 0.93, showing its capability to correctly assign part-of-speech tags to 93% of identified tokens and to recognize 89% of all tokens with correct tagging. This results in an F1-score of 0.89, balancing precision and recall effectively.

For Dependency Parsing, the model showed a Precision and Recall of 0.73, indicating its ability to correctly predict 73% of dependency relationships. The corresponding F1-score of 0.73 highlights room for improvement in handling complex syntactic relationships.

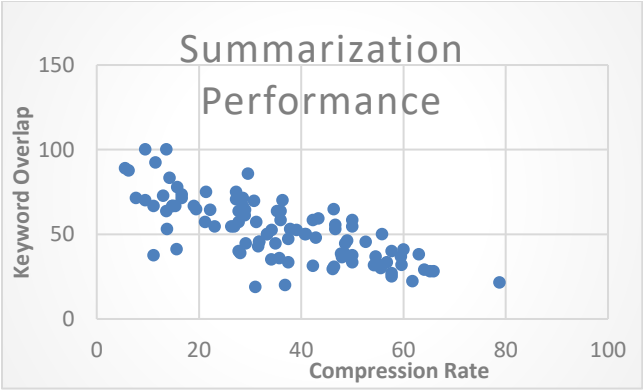


Figure 2: FiLLM Summarization Performance

As shown in Figure 2, the results of the Text Summarization task indicate a high correlation between compression rate and keyword overlap. This suggests that even at higher compression rates, a significant number of keywords are retained in the summaries. This is a positive outcome for the model, as it implies that the summarization task of the model can effectively condense text while preserving key information. However, it is important to note that the specific performance may vary depending on the complexity of the summarized text and its quality

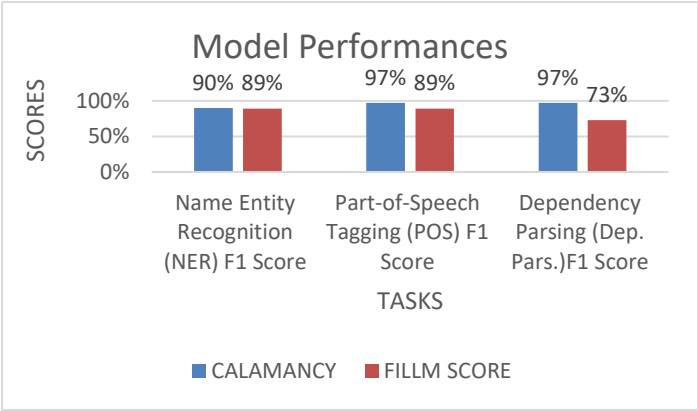


Figure 3: A Comparison of FiLLM & CalamanCy Model

Figure 3 compares the performance of two models, CALAMANCY and FiLLM, across three NLP tasks: Named Entity Recognition (NER), Part-of-Speech Tagging (POS), and Dependency Parsing using F1-score as the evaluation metric. For NER, both CALAMANCY and FiLLM demonstrate strong performance, each

achieving an F1-score of 90% and 89% respectively, indicating comparable effectiveness in identifying named entities. In the POS task, CALAMANCY outperforms FiLLM with an F1-score of 97%, compared to FiLLM's 89%. This highlights CALAMANCY's superior accuracy in assigning correct part-of-speech tags to tokens. For Dependency Parsing, CALAMANCY again takes the lead with an F1-score of 97%, significantly higher than FiLLM's 73%. While both models show proficiency in identifying syntactic relationships, CALAMANCY exhibits a clear advantage in this task.

	FILLM	CALAMANCY
Mean	83.67	94.67
Observation	5	5
Variance	85.31	16.34
T-Stat.	0.12	
p-value	0.03	
Critical value	2.776	
Significance level	0.05	
degrees of freedom	4	
Conclusion	we reject the null hypothesis	

Table 3: Significant Difference of the Performance of FILLM and CalamanCy model using T-test

As presented in Table 2, since the p-value (0.03) is less than the significance level (0.05), we reject the null hypothesis. This indicates that there is a statistically significant difference between the performance of FiLLM and CALAMANCY. The t-statistic (0.12) is relatively close to zero, but the critical value (2.776) and p-value suggest that the observed differences in means (83.67 vs. 94.67) are significant at the given level.

Practical Implications: Despite the statistical significance, the practical importance of this difference should be evaluated, such as its impact on specific use cases or resource utilization.

Data Quality and Context: The quality, variability, or specific characteristics of the data used for evaluation may affect the observed outcomes.

Group Characteristics: Differences in methodology, underlying assumptions, or external factors influencing the groups may still have an impact that is not captured in this test.

These considerations highlight the importance of a broader evaluation to complement statistical testing.

## 4. CONCLUSION

The study on FiLLM (Filipino-optimized Large Language Model) demonstrates its strengths in Part-of-Speech (POS) Tagging and Named Entity Recognition (NER), achieving 86% precision and 84% recall in POS tagging, and 86% precision and 93% recall in NER. These results underscore FiLLM's reliability in fundamental NLP tasks, making it a valuable tool for text processing applications. However, Dependency Parsing remains a challenge, with precision and recall both at 71%, suggesting the need for improvements in handling Filipino syntax. Researchers

recommend fine-tuning dependency structures and incorporating more training data to enhance performance.

The study also highlights that text summarization quality depends on the balance between compression and keyword retention. While some models retain key information even at high compression levels, contextual understanding is crucial for generating meaningful summaries, particularly in low-resource languages like

## 5. ACKNOWLEDGMENTS

We would like to express our deepest gratitude and appreciation to everyone who helped make this paper a success. Without their guidance and aid during the creation of this research, it would not have been finished.

We thank our Almighty God first and foremost for directing us to this text and for providing us with wisdom, knowledge, strength, resources, and inspiration.

To our professors, for their guidance and encouragement.

To our family, for their financial and spiritual support.

To our friends, who have never failed to support us and inspire us to work harder.

Again, a heartfelt thank you and appreciation to everyone who contributed to our success

## 6. REFERENCES

- [1] Angelina Aquino and Franz De Leon. 2020. *Parsing in the absence of related languages: Evaluating low-resource dependency parsers on Tagalog*.
- [2] Jan Christian, Blaise Cruz, and Charibeth Cheng. 2022. *Improving Large-scale Language Models and Resources for Filipino*. Retrieved from <https://elrc-share.eu/>
- [3] Jan Christian Blaise Cruz and Charibeth Cheng. 2019. Evaluating Language Model Finetuning Techniques for Low-resource Languages. (June 2019). <https://doi.org/10.13140/RG.2.2.23028.40322>
- [4] Jan Christian Blaise Cruz and Charibeth Cheng. 2020. Establishing Baselines for Text Classification in Low-Resource Languages. (May 2020). Retrieved from <http://arxiv.org/abs/2005.02068>
- [5] Adegoke Israel, Daniel Izenyi, Adegoke A Israel, Daniel A Izenyi, and Lwasinam L Dilli. 2024. Efficiently Fine-tuning Large Language Model: LoRA Approach. (2024). <https://doi.org/10.5281/zenodo.11312792>
- [6] Nanyang Technological University, IEEE Computer Society, Institute of Electrical and Electronics Engineers., International Conference on Crowd Science and Engineering (3rd : 2018 : Singapore), and International Conference on Ageless Aging (6th : 2018 : Singapore). *IEEE ICA 2018 : 2018 IEEE International Conference on Agents : July 28-31, 2018, Nanyang Technological University, Singapore*.
- [7] Xuan-Phi Nguyen, Wenxuan Zhang, Xin Li, Mahani Aljunied, Qingyu Tan, Liying Cheng, Guanzheng Chen, Yue Deng, Sen Yang, Chaoqun Liu, Hang Zhang, and Lidong Bing. 2023. SeaLLMs -- Large Language Models for Southeast Asia. (December 2023). Retrieved from <http://arxiv.org/abs/2312.00738>
- [8] Hammam Riza, Michael Purwoadi, Teduh Uliniansyah Badan Pengkajian dan Penerapan Teknologi, Indonesia Aw Ai Ti, Sharifah Mahani Aljunied, Luong Chi Mai, Vu Tat Thang, Nguyen Phuong Thái, Rapid Sun, Vichet Chea, Khin Mar Soe, Khin Thandar Nwet, Masao Utiyama, and Chenchen Ding. 2016. *Introduction of the Asian Language Treebank*. Retrieved from [www.aseanmt.org](http://www.aseanmt.org)
- [9] Ria Ambrocio Sagum. 2021. *Filipino Native Language Identification using Markov Chain Model and Maximum Likelihood Decision Rule*.
- [10] Neil P Vicente Cabasag, Vicente C Raphael Chan, Sean Y Christian Lim, Mark M Edward Gonzales, and Charibeth K Cheng. 2019. *Hate Speech in Philippine Election-Related Tweets: Automatic Detection and Classification Using Natural Language Processing*.