

BnMMLU: MEASURING MASSIVE MULTITASK LANGUAGE UNDERSTANDING IN BENGALI

A PREPRINT

✉ **Saman Sarker Joy***

Faculty of Computer Science & Information Technology
University of Malaya
50603 Kuala Lumpur, Malaysia
saman.sarker.joy@gmail.com

May 27, 2025

ABSTRACT

The Massive Multitask Language Understanding (MMLU) benchmark has been widely used to evaluate language models across various domains. However, existing MMLU datasets primarily focus on high-resource languages such as English, which leaves low-resource languages like Bengali under-represented. In this paper, we introduce BnMMLU, a benchmark to evaluate the multitask language understanding capabilities of Bengali in language models. The dataset spans 23 domains, including science, humanities, mathematics and general knowledge and is structured in a multiple-choice format to assess factual knowledge, application-based problem-solving and reasoning abilities of language models. It consists of 138,949 question-option pairs. We benchmark several proprietary and open-source large language models (LLMs) on the BnMMLU test set. Additionally, we annotate the test set with three cognitive categories—factual knowledge, procedural application and reasoning—to gain deeper insights into model strengths and weaknesses across various cognitive tasks. The results reveal significant performance gaps, highlighting the need for improved pre-training and fine-tuning strategies tailored to Bengali data. We release the dataset and benchmark results to facilitate further research in this area. Codes and dataset are available at: <https://github.com/samanjoy2/bnmmlu>

Keywords BnMMLU · Bengali · Low-resource languages · Multitask Language Understanding · Benchmark · Cognitive categories · Large Language Models · Model evaluation

1 Introduction

The advancement of natural language processing (NLP) has been significantly driven by large-scale benchmarks that assess the capabilities of language models across various domains. Among these, the Massive Multitask Language Understanding (MMLU) [Hendrycks et al. \[2021\]](#) benchmark has emerged as a widely recognized evaluation framework. MMLU covers 57 diverse subjects, spanning disciplines such as mathematics, science, humanities, history, law, medicine and general knowledge. It is designed to measure a model’s ability to generalize across multiple domains. While MMLU has significantly contributed to evaluating models in high-resource languages like English, it provides little to no coverage for low-resource languages like Bengali.

Although Bengali is the seventh most spoken language globally², Bengali remains underrepresented in NLP research, with limited high-quality datasets, pre-trained models and benchmarks. The absence of a standardized knowledge-driven evaluation data set for Bengali language models restricts their ability to generalize across real-world tasks. While some multilingual benchmarks include Bengali [Kakwani et al. \[2020\]](#), their coverage is sparse and does not adequately test subject-specific knowledge or reasoning skills in Bengali.

*Corresponding author: saman.sarker.joy@gmail.com

²<https://www.statista.com/statistics/266808/the-most-spoken-languages-worldwide>

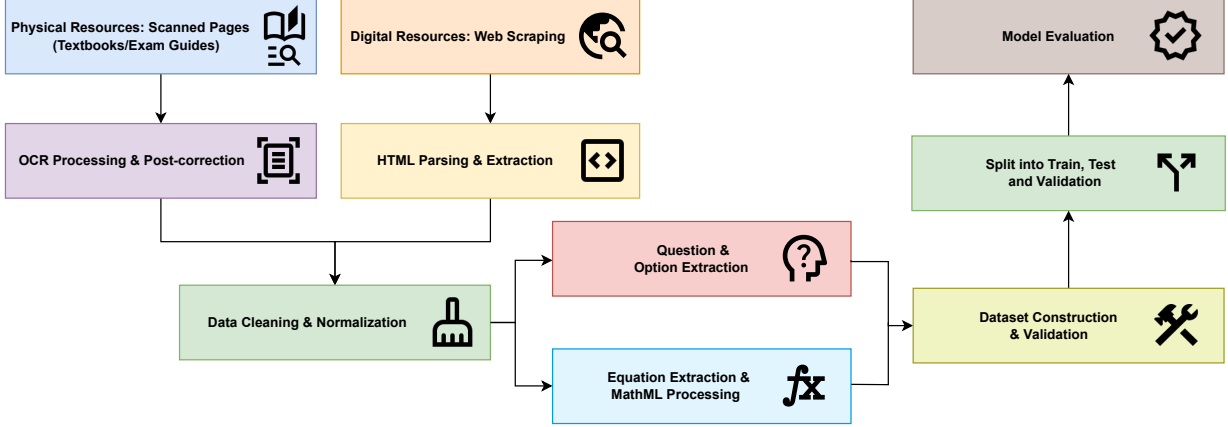


Figure 1: An overview of the data collection, extraction, cleaning and processing pipeline for constructing the BnMMLU benchmark, leading to dataset validation and evaluation.

To address this gap, we introduce BnMMLU, a multidisciplinary benchmark for evaluating the multitask language understanding of Bengali in language models. This dataset spans multiple disciplines and is structured in a multiple-choice format to assess factual, application and reasoning ability. Our contributions in this work are:

- **Dataset Creation:** We construct a domain-specific Bengali knowledge benchmark, named BnMMLU, sourced from academic textbooks, competitive exams, educational resources and multiple educational websites.
- **Model Evaluation:** We benchmark several proprietary LLMs and open-source LLMs on the BnMMLU test set in a zero-shot setting.
- **Analysis and Insights:** We conduct a detailed analysis of model performance across various subjects and annotate the test set with three cognitive categories to gain deeper insights into the strengths and weaknesses of the models in different knowledge areas.

2 Related Works

The Massive Multitask Language Understanding (MMLU) benchmark [Hendrycks et al. \[2021\]](#) established a rigorous standard by evaluating models across diverse disciplines, including mathematics, science, humanities and law. However, they fail to capture the linguistic, cultural and syntactic nuances of non-English languages. As a result, models trained and evaluated primarily on English data often exhibit suboptimal performance when applied to different linguistic contexts.

To address this, researchers have developed language-specific benchmarks tailored to different linguistic and cultural settings. The Korean MMLU (KMMLU) dataset [Son et al. \[2024\]](#), derived from native Korean examinations, captures the linguistic and contextual intricacies unique to Korean. Similarly, the Chinese MMLU (CMMLU) [Li et al. \[2024\]](#) provides a comprehensive Chinese benchmark and reveals that most existing LLMs struggle to achieve an average accuracy of 50%, emphasizing the need for improved pretraining and fine-tuning strategies for non-English languages. Another paper, M3KE [Liu et al. \[2023\]](#) also focuses on Chinese language and their benchmark dataset reports that GPT-3.5 achieves an accuracy of 48%. ArabicMMLU [Koto et al. \[2024\]](#) constitutes the first multi-task language understanding benchmark made for Modern Standard Arabic. The top-performing Arabic-centric model reported an overall accuracy 62.3%.

In the context of multilingual benchmarks, IndicGLUE [Kakwani et al. \[2020\]](#) evaluates NLP models across multiple Indian languages, including Bengali, focusing on classification, sentiment analysis and named entity recognition (NER). However, IndicGLUE lacks the extensive multitask evaluation seen in MMLU. XGLUE [Liang et al. \[2020\]](#), another multilingual benchmark covering 19 languages, primarily focuses on text classification and question answering but does not provide a comprehensive assessment of reasoning and domain-specific knowledge in Bengali.

The BEnQA benchmark [Shafayat et al. \[2024\]](#) presents a dataset of parallel Bengali and English exam questions for middle and high school levels in Bangladesh, covering approximately 5000 science questions. The authors observe a performance disparity between LLMs on Bengali and English, finding that Chain-of-Thought (CoT) prompting helps with reasoning but not factual questions. They also show that adding English translations improves answers in Bengali.

3 The BnMMLU Benchmark

3.1 Task Design

We create a multitask benchmark comprising 23 multiple-choice tasks spanning STEM, humanities, social sciences and other domains. Supercategories are detailed in Table 5.

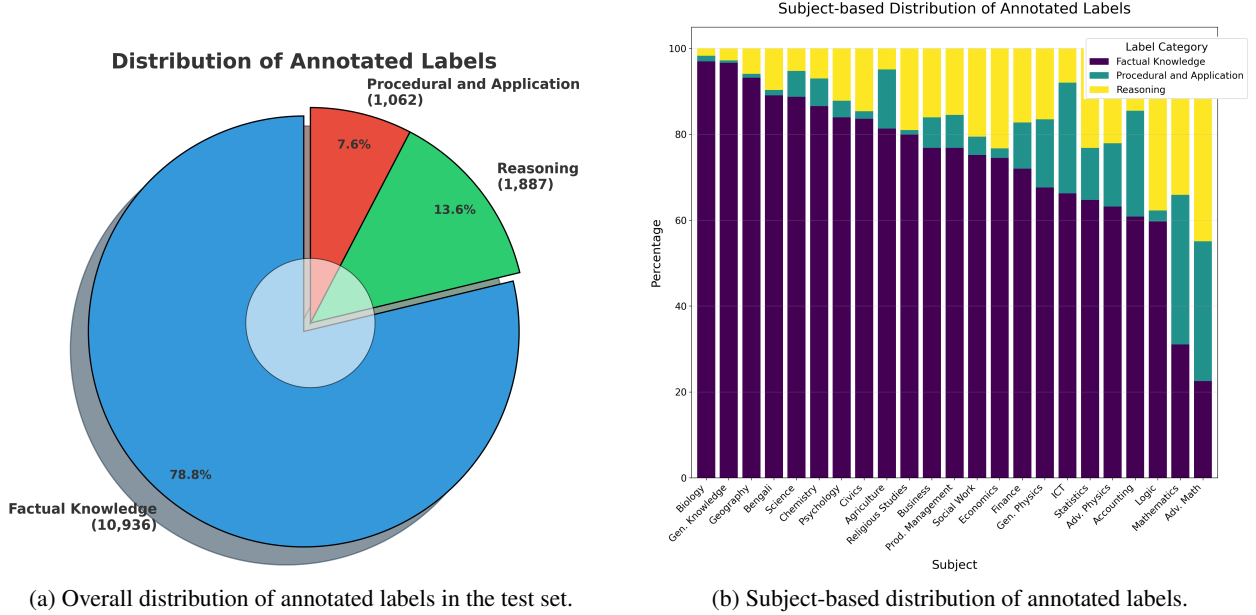


Figure 2: Distribution of annotated labels: (a) overall distribution, (b) subject-based distribution.

3.2 Dataset Construction

The full workflow is shown in Figure 1. Questions were sourced from Bangladeshi educational and professional materials through two channels.

- **Physical Resources:** Scanned pages from NCTB-approved textbooks and competitive exam guides, processed using OCR tool with post-correction for script accuracy. 20% of the data came from these sources, as they did not contain properly formatted multiple-choice questions and answers.
- **Digital Sources:** Web-scraped questions from Bangladeshi educational portals. The web scraping was performed using Selenium³ and BeautifulSoup⁴. 80% of the data came from these digital sources.

3.3 Optical Character Recognition (OCR) & Post-Correction

Printed guides were scanned at 300 dpi into lossless TIFF images. Before text extraction, each page was preprocessed by: (i) Grayscale conversion, (ii) Sauvola adaptive thresholding and (iii) Hough-transform deskewing.

We employed EasyOCR (v1.7.1)⁵ with its Bengali language model to obtain raw transcriptions. OCR output was cleaned and formatted using gpt-3.5-turbo-0125 via the OpenAI API with this system prompt:

Prompt:

You are a Bengali copy-editor. Correct spelling and grammar only. Preserve MathML math, numerals and answer keys unchanged. Return just the corrected line.

³<https://www.selenium.dev>

⁴<https://pypi.org/project/beautifulsoup4>

⁵<https://github.com/JaidedAI/EasyOCR>

Post-correction reduced formatting issues and spelling errors. Moreover, during data annotation, 10% of the question–option pairs were spot-checked by human reviewers for quality assurance.

3.4 Equation Storage and Representation

To ensure the structured preservation of mathematical expressions within the dataset, we stored all equations in MathML⁶, an XML-based markup language for representing mathematics. However, to maintain consistency and simplify processing, we remove the outer $\langle \text{math} \rangle \dots \langle / \text{math} \rangle$ tags while retaining the inner MathML content.

3.5 Task Categories

The task types includes a broad range of topics, each addressing a specific domain of expertise and practice.

Humanities

This includes studies of social structures, political systems and economics. It covers subjects such as Accounting (financial accounting, auditing and cost accounting), Economics (economic theories and markets), Finance (investment strategies), Business (entrepreneurship and business strategy) and Civics and Citizenship (the study of governance, rights and law). Additionally, psychology tasks explore human behavior, cognition, and mental health, while geography includes topics like earth sciences and geopolitics.

STEM (Science, Technology, Engineering, Mathematics)

Tasks in STEM emphasize scientific reasoning, mathematics and technology. Analytical subjects such as advanced mathematics, algebra and calculus (Advanced Mathematics) challenge problem-solving skills, while biology covers areas like cellular biology, genetics and ecology. Chemistry tasks focus on organic and inorganic chemistry and physics explores mechanics, thermodynamics and electromagnetism. Information and communication technology assesses skills in programming, networking and databases, while statistics tasks focus on data analysis, probability and inference.

Social Sciences

This domain studies human culture, philosophy and ethics. Bengali literature, poetry and syntax (Bengali) are explored through the lens of language and culture, while logical reasoning and argument analysis (Logic) test critical thinking. Religion and moral education (Religion and Moral Education) are also included.

Others

General knowledge and current affairs (General knowledge) are assessed.

3.6 Dataset Splitting and Test Set Annotation

To ensure robust model development and evaluation, the dataset is partitioned into three non-overlapping subsets following an 80:10:10 ratio and stratified by subjects & labels. The test set is reserved for the final performance evaluation of the models.

Like BEnQA paper Shafayat et al. [2024], in addition to this partitioning, the test set has been meticulously annotated with three distinct cognitive categories to facilitate a more fine-grained assessment of model performance.

- **Factual Knowledge:** Includes questions that require the retrieval of specific facts or information.
- **Procedural and Application:** It assesses the ability to apply known procedures, methods or algorithms to solve problems.
- **Reasoning:** Tasks that require higher-order thinking skills, such as analysis, synthesis and logical deduction to derive conclusions.

⁶<https://www.w3.org/TR/MathML>

Annotation Process

The annotation is conducted by three undergraduate students from diverse academic backgrounds. Annotators are provided only with the questions from the test set, without additional context ensuring an unbiased classification process. The annotators assign each question to one of the three categories. The inter-annotator agreement is measured using Fleiss’ kappa (κ) Fleiss [1971] with a score of 0.6327, indicating substantial agreement Landis and Koch [1977]. In cases of disagreement, the final label is determined by majority voting.

The overall distribution is shown in Figure 2a and the subject-based distribution is in Figure 2b. The detailed distribution can be found in Table 4.

4 Methodology

4.1 Model Selection

We evaluate several proprietary and open-source models on BnMMLU dataset. Following the recommendation from prior work Lai et al. [2023], we keep the system prompt in English. The benchmark results presented in the paper are conducted in a zero-shot setting to save tokenization costs in proprietary models Petrov et al. [2023].

We evaluate the performance of several language models on the BnMMLU dataset. These include:

- **Proprietary LLMs:** GPT-3.5-Turbo⁷, GPT-4o⁸, Claude 3.5-Haiku⁹, Claude 3.5-Sonnet¹⁰, Gemini 2.0-Flash¹¹, Gemini 2.0-Flash-Lite¹².
- **Open-source LLMs:** Llama 3.1-8b & Llama 3.3-70b Grattafiori et al. [2024], Gemma 2-9b & Gemma 2-27b Gemma [2024].

4.2 Evaluation Metrics

For evaluation, we employed accuracy as our primary metric, defined as the proportion of correctly predicted answers across all tasks.

5 Results

The evaluation of language models on the BnMMLU benchmark reveals distinct performance patterns across model architectures and domains. As shown in Table 1, proprietary models outperform open-source alternatives, with Gemini 2.0-Flash achieving the highest overall accuracy (75.80%), followed by GPT-4o (69.38%) and Claude 3.5-Sonnet (66.71%). Open-source models demonstrate a significant performance gap. Llama 3.3-70b (59.30%) and Gemma 2-27b (53.45%) trails behind their proprietary counterparts.

5.1 Performance Across Evaluation Metrics

Table 1 highlights critical disparities in model capabilities.

- **Factual Accuracy:** Gemini 2.0-Flash leads (76.53%), followed by GPT-4o (70.68%) and Claude 3.5-Sonnet (67.01%).
- **Reasoning Challenges:** All models show reduced performance in reasoning tasks, with the largest gap observed in open-source models (Llama 3.3-70b: 58.72% vs Gemini 2.0-Flash: 73.13%).
- **Procedural Application:** Performance declines across all models, particularly in GPT-4o (63.28% vs its 70.68% factual accuracy).

⁷<https://platform.openai.com/docs/models#gpt-3-5-turbo>

⁸<https://platform.openai.com/docs/models#gpt-4o>

⁹<https://www.anthropic.com/claude/haiku>

¹⁰<https://www.anthropic.com/news/claude-3-5-sonnet>

¹¹<https://deepmind.google/technologies/gemini/flash>

¹²<https://deepmind.google/technologies/gemini/flash-lite>

Model	Overall	Factual	Application	Reasoning
gpt-3.5-turbo-0125	0.3830	0.3883	0.3848	0.3516
gpt-4o-2024-08-06	0.6938	0.7068	0.6328	0.6529
claude-3-5-haiku-20241022	0.5456	0.5349	0.6356	0.5564
claude-3-5-sonnet-20241022	0.6671	0.6701	0.6751	0.6455
gemini-2.0-flash	0.7580	0.7653	0.7307	0.7313
gemini-2.0-flash-lite	0.7199	0.7260	0.6761	0.7091
llama3.1-8b	0.3996	0.3989	0.4011	0.4033
llama3.3-70b	0.5930	0.5969	0.5631	0.5872
gemma2-9b	0.4835	0.4859	0.4539	0.4860
gemma2-27b	0.5345	0.5368	0.5075	0.5363

Table 1: Performance (Accuracy) of Language Models on BnMMLU across cognitive evaluation metrics.

Model	STEM	Humanities	Social Science	Others
gpt-3.5-turbo-0125	0.3746	0.3671	0.3986	0.4067
gpt-4o-2024-08-06	0.7047	0.6066	0.7231	0.7627
claude-3-5-haiku-20241022	0.5688	0.4575	0.5712	0.5781
claude-3-5-sonnet-20241022	0.6728	0.5925	0.6854	0.7598
gemini-2.0-flash	0.7893	0.6875	0.7529	0.8090
gemini-2.0-flash-lite	0.7471	0.6440	0.7296	0.7562
llama3.1-8b	0.3895	0.3553	0.4373	0.4298
llama3.3-70b	0.5926	0.5026	0.6409	0.6592
gemma2-9b	0.4838	0.4088	0.5372	0.4942
gemma2-27b	0.5460	0.4533	0.5802	0.5391

Table 2: Domain-Specific Performance (Accuracy) of Language Models on BnMMLU.

5.2 Domain-Specific Competencies

Table 2 reveals substantial variations across knowledge domains.

- **STEM Superiority:** Gemini 2.0-Flash achieves 78.93% accuracy in STEM, outperforming GPT-4o (70.47%) by 8.46 percentage.
- **Humanities Disparity:** Performance gaps narrow in humanities, with Gemini 2.0-Flash (68.75%) leading Claude 3.5-Sonnet (59.25%) by 9.5 percentage.
- **Social Science Divide:** Proprietary models maintain strong performance (Gemini 2.0-Flash: 75.29%) while open-source models struggle (Llama 3.3-70b: 64.09%)
- **General Knowledge:** Gemini 2.0-Flash achieves peak performance (80.9%) in others domains.

5.3 Architectural Comparisons

- **Proprietary Models:** Gemini 2.0-Flash leads across all metrics, showing particular strength in STEM (+8.46% over GPT-4o) and reasoning tasks (+7.84% over Claude 3.5-Sonnet).
- **Open-Source Models:** Performance scales with parameter count - Llama 3.3-70b (59.30%) outperforms its 8B version by 19.34 percentage points, while Gemma 2-27b (53.45%) surpasses its 9B counterpart by 5.1 percent.

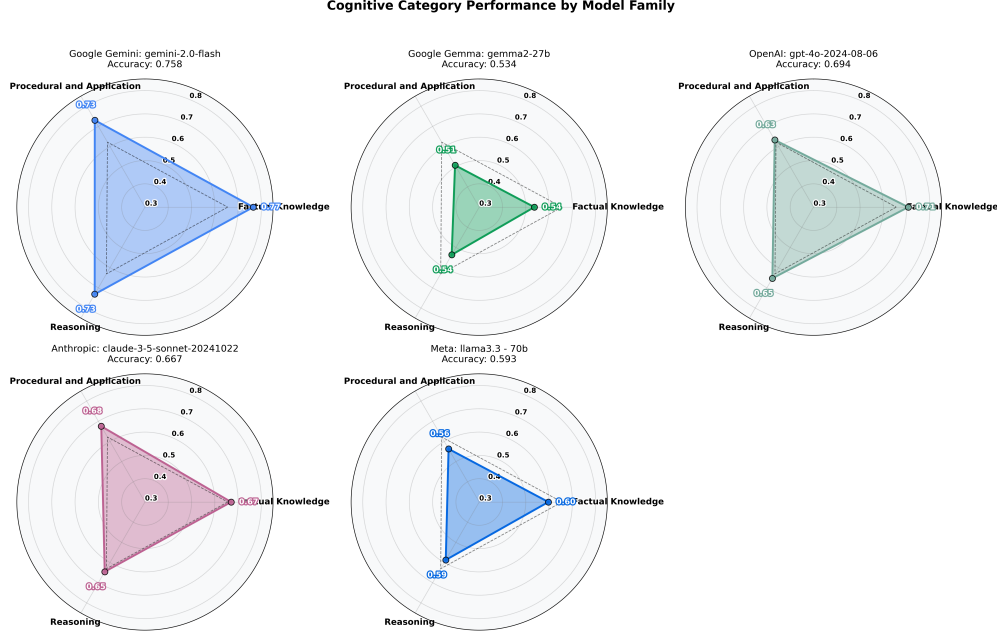


Figure 3: Cognitive category performance comparison across model families. Each radar plot illustrates the model’s accuracy on three cognitive skill categories: Factual Knowledge, Procedural and Application and Reasoning. Gemini 2.0-Flash demonstrates the highest and most balanced performance across all categories, while models like Gemma 2-27b and Llama 3.3-70b show notable gaps, particularly in reasoning and procedural tasks.

6 Error Analysis

6.1 Cognitive-Category Sensitivity

Figure 3 reveals a consistent weakness on *Procedural* and *Reasoning* items across all systems. All models demonstrate higher performance in Factual Knowledge (0.60-0.77) compared to Reasoning (0.59-0.73) and Procedural tasks (0.56-0.73). Claude 3.5-Sonnet shows unusually balanced performance between Factual Knowledge and Procedural categories. Other models typically show a decline from Factual → Reasoning → Procedural tasks. It highlights a general pattern where models excel at retrieving facts but struggle more with reasoning and application.

6.2 Sequence-Length Robustness

Setup

To quantify how reliably each model handles longer contexts, we measure error rates as a function of question length. Let q denote a question, m a model and $|q|$ the number of characters in q . The procedure is formalised in Equations 1–6.

$$\text{Length}(q) = |q| \quad (1)$$

$$\text{Bin}(|q|) = \text{bin}_i \quad \text{if} \quad \text{bin}_{i-1} < |q| \leq \text{bin}_i \quad (2)$$

$$E(q, m) = \begin{cases} 0, & \text{if } m \text{ answers } q \text{ correctly} \\ 1, & \text{otherwise} \end{cases} \quad (3)$$

$$A(m, \text{bin}_i) = 1 - \frac{\sum_{q: \text{Bin}(|q|)=\text{bin}_i} E(q, m)}{n_i} \quad (4)$$

$$ER(m, \text{bin}_i) = 1 - A(m, \text{bin}_i) \quad (5)$$

$$ER(m) = \frac{\sum_q E(q, m)}{N} \quad (6)$$

The length bins are fixed at $\{0, 20, 40, 60, 80, 100, \dots\}$, n_i is the number of questions falling in bin_i , and N is the total number of questions. Equation 5 yields the length-specific error rate that is visualised for each model in Figure 5.

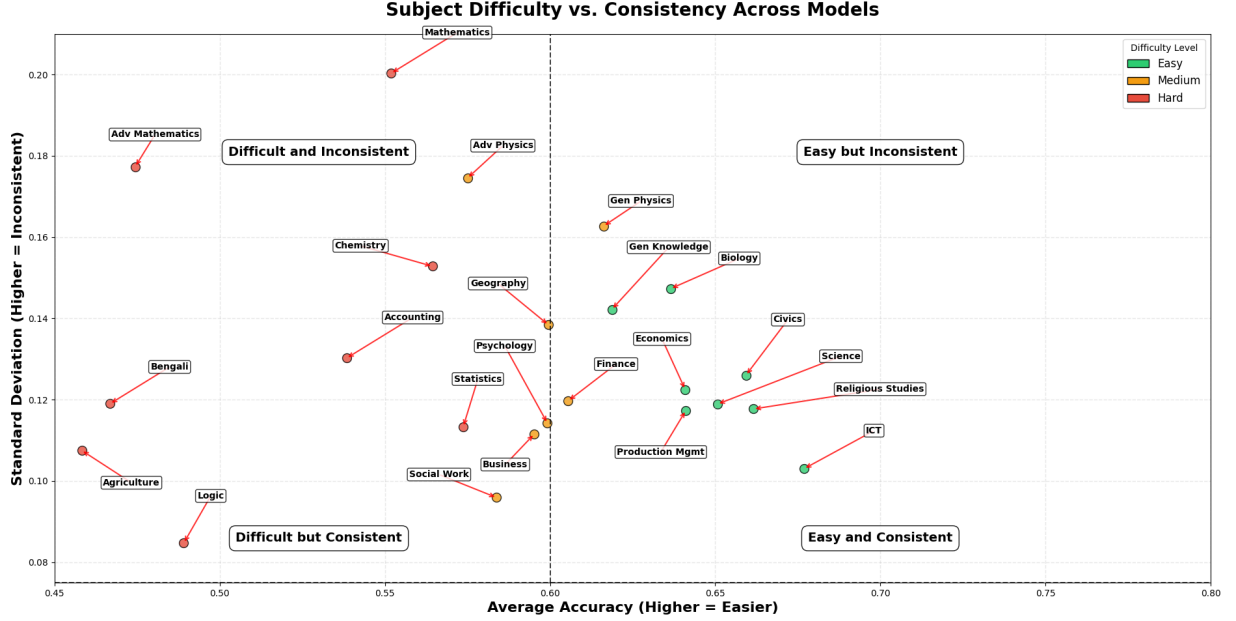


Figure 4: Subject-wise difficulty versus consistency across language models. The x-axis represents average accuracy (higher indicates easier subjects), while the y-axis shows standard deviation (higher indicates more inconsistency across models). Subjects in the lower-right quadrant (e.g., ICT, Religious Studies) are both easy and consistently handled by models, whereas those in the upper-left (e.g., Advanced Mathematics, Mathematics) are difficult and exhibit inconsistent model performance. This quadrant-based analysis highlights disparities in subject complexity and LLM robustness.

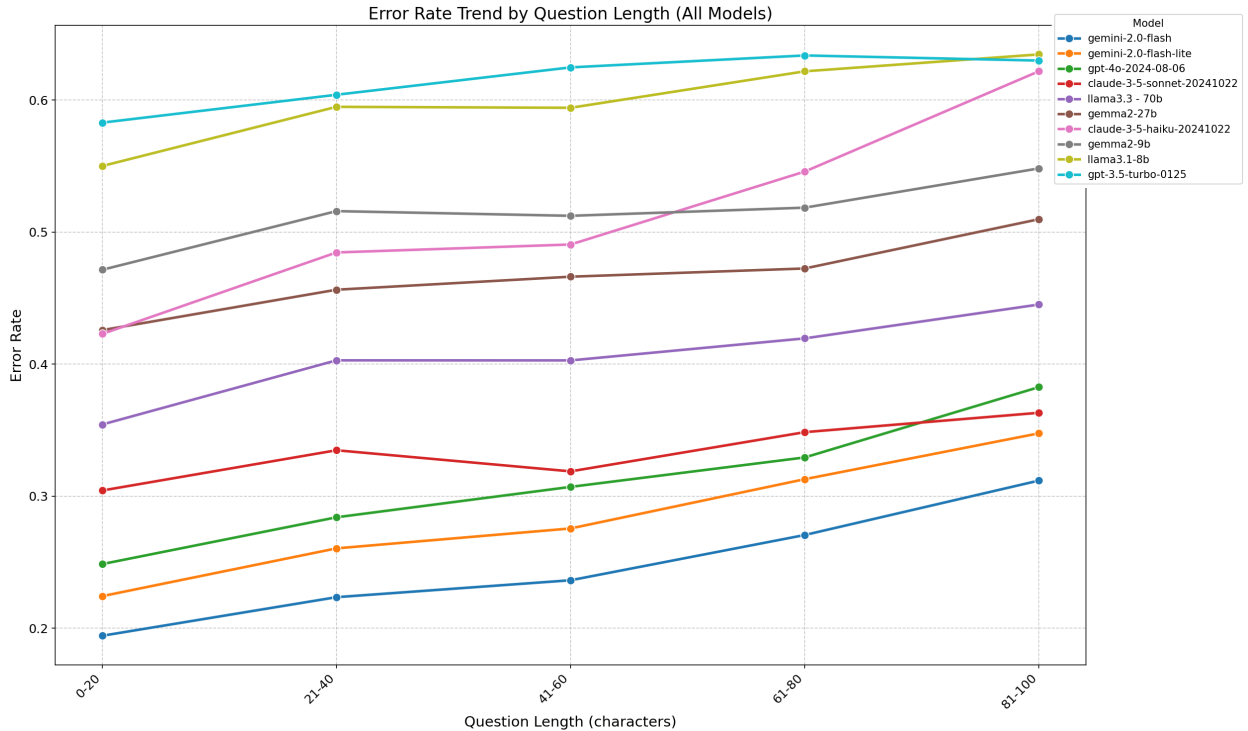


Figure 5: Error rate trend by question length across evaluated language models. The x-axis represents question length (in characters), and the y-axis shows the corresponding error rate. Most models exhibit increased error rates as question length grows, indicating challenges in processing longer and potentially more complex inputs. Gemini 2.0-Flash and GPT-4o maintain lower error rates across all lengths, while smaller or less optimized models such as GPT-3.5-Turbo and Llama 3.1-8b show consistently higher error trends.

Analysis

All models consistently show increasing error rates with longer questions. Gemini 2.0-Flash maintains the lowest error rate across all length categories (0.19-0.31). GPT-3.5-Turbo and Llama 3.1-8b have the highest error rates (0.57-0.65). The performance gap between top models (Gemini, GPT-4o, Claude 3.5-Sonnet) and weaker models widens with longer questions. Most models show a steep increase in errors between the 0-20 and 81-100 character ranges, suggesting a significant challenge with longer, more complex questions.

6.3 Subject-Specific Failure Modes

Setup

Let, $\text{Accuracy}_{s,i}$ denote the accuracy of model i on subject s and N the number of evaluated models.

$$\text{Avg}_s = \frac{1}{N} \sum_{i=1}^N \text{Accuracy}_{s,i} \quad (7)$$

$$\text{SD}_s = \sqrt{\frac{1}{N} \sum_{i=1}^N (\text{Accuracy}_{s,i} - \text{Avg}_s)^2} \quad (8)$$

Avg_s serves as the X-coordinate and SD_s as the Y-coordinate in the *Subject Difficulty vs. Consistency* plot (Figure 4).

Analysis

We partition subjects using median thresholds $\mu_x = \text{median}_s(\text{Avg}_s)$ and $\mu_y = \text{median}_s(\text{SD}_s)$.

Table 3: Quadrant definitions for Subject Difficulty vs. Consistency, based on average accuracy (Avg_s) and standard deviation (SD_s) thresholds μ_x and μ_y .

Quadrant	Condition
<i>Difficult & Inconsistent</i>	$\text{Avg}_s < \mu_x \wedge \text{SD}_s > \mu_y$
<i>Easy & Inconsistent</i>	$\text{Avg}_s > \mu_x \wedge \text{SD}_s > \mu_y$
<i>Difficult & Consistent</i>	$\text{Avg}_s < \mu_x \wedge \text{SD}_s < \mu_y$
<i>Easy & Consistent</i>	$\text{Avg}_s > \mu_x \wedge \text{SD}_s < \mu_y$

Advanced STEM subjects pose the greatest challenges. Mathematics shows both high difficulty (55.19% average accuracy) and high inconsistency (0.200 standard deviation), meaning models disagree significantly about answers. Advanced Mathematics is even more difficult (47.44% accuracy) with similar inconsistency (0.177). Conversely, Information Technology performs best (67.69% accuracy) with relatively consistent results (0.103 standard deviation).

The data reveals distinct subject clusters: specialized sciences (Chemistry, Advanced Physics) in the difficult-inconsistent quadrant with average accuracies below 58%, while general knowledge and business subjects occupy the easy-consistent region with accuracies above 63%. This pattern suggests specialized technical knowledge remains challenging for current models, while they handle common knowledge reliably. The best-performing model across subjects is Gemini 2.0-Flash, achieving over 80% accuracy in 9 of 23 subjects.

6.4 Critical Limitations

The evaluation reveals three fundamental constraints in current model capabilities.

- **Application and Reasoning Deficits:** All models show significantly lower application and reasoning accuracy compared to factual recall.
- **Proprietary-Open Source Divide:** A consistent 16.25-19.85% performance gap exists between top proprietary and open-source models across all metrics (Gemini 2.0-Flash: 75.80% vs Llama 3.3-70b: 59.30% overall accuracy).
- **Parameter Efficiency Issues:** Scaling effects remain sublinear - Gemma 2-27b (53.45%) only achieves 5.1% higher accuracy than its 9B version despite $3\times$ parameters, while Gemini 2.0-Flash-Lite (71.99%) shows minimal degradation from its full version (75.80%).

7 Conclusion

In this work, we introduce BnMMLU, a comprehensive multitask benchmark designed to evaluate the language understanding capabilities of Bengali language models. By covering 23 diverse domains and annotating the test set with cognitive categories, we provide a fine-grained assessment of model performance in factual knowledge retrieval, procedural application and reasoning. Our benchmarking results highlight significant performance gaps between proprietary and open-source models, with Gemini 2.0-Flash and GPT-4o achieving the highest overall accuracy, while open-source models like Llama 3.3-70b and Gemma 2-27b show moderate performance. A key insight from our findings is that reasoning and procedural application tasks remain challenging for Bengali language models, suggesting the need for improved pretraining and fine-tuning strategies. Additionally, the disparity in subject-wise performance underscores the limitations of existing Bengali training corpora, particularly in STEM and applied sciences. These results show the urgent need for more diverse and high-quality Bengali datasets to enhance the generalization ability of LLMs in real-world applications. To facilitate further research, we release the BnMMLU dataset and benchmark results, aiming to drive advancements in Bengali NLP and multilingual model development. Future work could explore fine-tuning techniques, domain-specific data augmentation and more effective reasoning-based training methodologies to bridge the performance gap in Bengali multitask language understanding.

8 Limitations

Our study is bounded by four principal constraints. Owing to computational limits we benchmarked only 10% of BnMMLU, meaning the reported results are indicative rather than exhaustive. Resource scarcity also forced us to omit cutting-edge reasoning models such as DeepSeek R1 and OpenAI o3, leaving their Bengali performance unknown. The general-knowledge subset is time-sensitive, so answers may drift with newly emerging facts, introducing temporal bias. Finally, BnMMLU is strictly textual, whereas current LLM research increasingly targets multimodal inputs, restricting direct comparison with models that fuse text, images or audio.

9 Ethical Considerations

BnMMLU dataset’s test portion’s annotators were fairly compensated for their work. The dataset is publicly available under the CC BY-SA 4.0 license, ensuring free accessibility.

References

- Dan Hendrycks, Collin Burns, Steven Basart, and Andy Zou. Measuring massive multitask language understanding. In *International Conference on Learning Representations*, 2021. URL <https://openreview.net/forum?id=d7KBjmI3GmQ>.
- Divyanshu Kakwani, Anoop Kunchukuttan, Satish Golla, Gokul N.C., and Avik Bhattacharyya. IndicNLP Suite: Monolingual corpora, evaluation benchmarks and pre-trained multilingual language models for Indian languages. In Trevor Cohn, Yulan He, and Yang Liu, editors, *Findings of the Association for Computational Linguistics: EMNLP 2020*, pages 4948–4961, Online, November 2020. Association for Computational Linguistics. doi:[10.18653/v1/2020.findings-emnlp.445](https://doi.org/10.18653/v1/2020.findings-emnlp.445). URL <https://aclanthology.org/2020.findings-emnlp.445/>.
- Guijin Son, Hanwool Lee, Sungdong Kim, and Seungone Kim. Kmmmlu: Measuring massive multitask language understanding in korean, 2024. URL <https://arxiv.org/abs/2402.11548>.
- Haonan Li, Yixuan Zhang, and Fajri Koto. Cmmmlu: Measuring massive multitask language understanding in chinese, 2024. URL <https://arxiv.org/abs/2306.09212>.
- Chuang Liu, Renren Jin, Yuqi Ren, Linhao Yu, and Tianyu Dong. M3ke: A massive multi-level multi-subject knowledge evaluation benchmark for chinese large language models, 2023. URL <https://arxiv.org/abs/2305.10263>.
- Fajri Koto, Haonan Li, Sara Shatnawi, Jad Doughman, Abdelrahman Boda Sadallah, Aisha Alraeesi, Khalid Almubarak, Zaid Alyafeai, Neha Sengupta, Shady Shehata, Nizar Habash, Preslav Nakov, and Timothy Baldwin. Arabicmmmlu: Assessing massive multitask language understanding in arabic, 2024. URL <https://arxiv.org/abs/2402.12840>.
- Yaobo Liang, Nan Duan, Yeyun Gong, and Ning Wu. XGLUE: A new benchmark dataset for cross-lingual pre-training, understanding and generation. In Bonnie Webber, Trevor Cohn, Yulan He, and Yang Liu, editors, *Proceedings of the 2020 Conference on Empirical Methods in Natural Language Processing (EMNLP)*, pages 6008–6018, Online, November 2020. Association for Computational Linguistics. doi:[10.18653/v1/2020.emnlp-main.484](https://doi.org/10.18653/v1/2020.emnlp-main.484). URL <https://aclanthology.org/2020.emnlp-main.484/>.

- Sheikh Shafayat, H Hasan, Minhajur Mahim, and Rifki Putri. BEnQA: A question answering benchmark for Bengali and English. In Lun-Wei Ku, Andre Martins, and Vivek Srikumar, editors, *ACL 2024*, pages 1158–1177, Bangkok, Thailand, August 2024. doi:[10.18653/v1/2024.findings-acl.68](https://doi.org/10.18653/v1/2024.findings-acl.68). URL <https://aclanthology.org/2024.findings-acl.68/>.
- JL Fleiss. Measuring nominal scale agreement among many raters. *Psychological bulletin*, 76(5):378–382, November 1971. ISSN 0033-2909. doi:[10.1037/h0031619](https://doi.org/10.1037/h0031619). URL <https://doi.org/10.1037/h0031619>.
- J. Richard Landis and Gary G. Koch. The measurement of observer agreement for categorical data. *Biometrics*, 33(1): 159–174, 1977. ISSN 0006341X, 15410420. URL <http://www.jstor.org/stable/2529310>.
- Viet Dac Lai, Nghia Trung Ngo, Amir Pouran Ben Veyseh, Hieu Man, Franck Dernoncourt, Trung Bui, and Thien Huu Nguyen. Chatgpt beyond english: Towards a comprehensive evaluation of large language models in multilingual learning, 2023. URL <https://arxiv.org/abs/2304.05613>.
- Aleksandar Petrov, Emanuele La Malfa, Philip H. S. Torr, and Adel Bibi. Language model tokenizers introduce unfairness between languages, 2023. URL <https://arxiv.org/abs/2305.15425>.
- Aaron Grattafiori, Abhimanyu Dubey, and Abhinav Jauhri. The llama 3 herd of models, 2024. URL <https://arxiv.org/abs/2407.21783>.
- Gemma. Gemma 2: Improving open language models at a practical size, 2024. URL <https://arxiv.org/abs/2408.00118>.

A Appendix

A.1 Dataset Statistics

Table 4 provides a detailed breakdown of the dataset. Table 5 gives us an overview of all subject-domains tested concepts in BnMMLU. Figure 6 shows a heatmap of subject-wise accuracy. Figure 7 illustrates how error rates vary with question length across models. Figure 8 displays sample scanned pages from Bengali textbooks and exam guides. Figure 9 presents sample multiple-choice questions annotated by cognitive categories.

A.2 Annotation Guidelines

Three undergraduate students labeled each multiple-choice question in the BnMMLU only with its cognitive type¹³.

You will label each question as one of three cognitive types. Please read the definitions and cues carefully, then use the decision ladder to choose exactly one label.

Factual The answer is a single fact that you know or do not know. No calculation, no series of steps. *Cues: define, which year, chemical symbol, capital of.*

Procedural Requires applying a known algorithm or rule; involves one-shot substitution or straightforward calculation. *Cues: calculate, solve for, convert, find the equation.*

Reasoning Needs multi-step inference, explanation or comparison beyond rote formulas. Often: why, which best explains, what would happen if. *Cues: why, best explains, predict, infer.*

Decision Ladder

1. Ask: Could a single fact (e.g. from a table or definition) answer this immediately? → **Factual**
2. Else: Can I solve it with one familiar formula/rule? → **Procedural**
3. Else (need chain thinking, hypothetical, or combining facts) → **Reasoning**

Annotation Interface

A web form showed the question stem and four options; annotators chose one of the three radio buttons and pressed SAVE. Each save wrote a JSON line:

```
{
  "uid": "956f02f0-93b8-4caf-ba0b-3b9cd8ee",
  "category": "Procedural",
  "annotator": "ann02",
  "timestamp": "2024-05-17T12:41:08Z"
}
```

Quality Control

- **Triple annotation:** Every item received three independent labels.
- **Agreement:** Fleiss' κ across the full test set was 0.63 (substantial).
- **Resolution:** Majority vote decided ties.

A.3 Model Details

Prompting Strategies for LLMs

LLMs were evaluated using a zero-shot approach. The system prompt was kept in English.

¹³Annotators were paid the local research-assistant rate.

Prompt:

You are an AI trained to answer multiple-choice questions accurately.
Read the following question carefully and provide the correct answer choice.
Respond only with the letter corresponding to the correct option (e.g., A, B, C, or D).

```
{row[question]}  
A) {row[option A]}  
B) {row[option B]}  
C) {row[option C]}  
D) {row[option D]}
```

Hardware and Inference Setup

1. **Proprietary LLMs:** Proprietary models were accessed exclusively via their cloud-based APIs (OpenAI, Anthropic, Gemini).
2. **Open-Source Models:** Open-source LLMs were served locally using Ollama¹⁴. Models were loaded into Ollama containers and queried through its REST API. Inference was performed on a workstation equipped with an NVIDIA RTX A6000 GPU.

¹⁴<https://ollama.com/>

Table 4: Dataset distribution across subjects, Train/Test/Validation splits and cognitive types breakdown.

Subjects	Total Ques.	Train / Test / Val	Factual / Procedural / Reasoning
Adv. Math.	5,556	4,444 / 555 / 557	125 (22.5%) / 181 (32.6%) / 249 (44.9%)
Adv. Physics	7,807	6,245 / 780 / 782	493 (63.2%) / 115 (14.7%) / 172 (22.1%)
Agri. Educ.	5,745	4,596 / 574 / 575	467 (81.4%) / 79 (13.8%) / 28 (4.8%)
Biology	10,706	8,564 / 1,070 / 1,072	1,038 (97.0%) / 14 (1.3%) / 18 (1.7%)
Chemistry	10,434	8,347 / 1,043 / 1,044	903 (86.6%) / 67 (6.4%) / 73 (7.0%)
G. Math	1,359	1,087 / 135 / 137	42 (31.1%) / 47 (34.8%) / 46 (34.1%)
G. Physics	3,037	2,429 / 303 / 305	205 (67.7%) / 48 (15.8%) / 50 (16.5%)
ICT	4,151	3,320 / 415 / 416	275 (66.3%) / 107 (25.8%) / 33 (7.9%)
Science	2,136	2,046 / 267 / 268	237 (88.8%) / 16 (6.0%) / 14 (5.2%)
Statistics	2,558	2,046 / 255 / 257	165 (64.7%) / 31 (12.2%) / 59 (23.1%)
Bengali	20,482	16,385 / 2,048 / 2,049	1,825 (89.1%) / 25 (1.2%) / 198 (9.7%)
Logic	3,870	3,096 / 387 / 387	231 (59.7%) / 10 (2.6%) / 146 (37.7%)
Religious St.	6,691	5,352 / 669 / 670	535 (79.9%) / 7 (1.1%) / 127 (19.0%)
Accounting	2,768	2,214 / 276 / 278	168 (60.9%) / 68 (24.6%) / 40 (14.5%)
Business Ent.	12,112	9,689 / 1,211 / 1,212	931 (76.9%) / 86 (7.1%) / 194 (16.0%)
Civics & Cit.	2,262	1,809 / 226 / 227	189 (83.6%) / 4 (1.8%) / 33 (14.6%)
Economics	3,572	2,857 / 357 / 358	266 (74.5%) / 8 (2.2%) / 83 (23.3%)
Finance	7,799	6,239 / 779 / 781	561 (72.0%) / 84 (10.8%) / 134 (17.2%)
Geography	2,208	1,766 / 220 / 222	205 (93.2%) / 2 (0.9%) / 13 (5.9%)
Production	4,796	3,836 / 479 / 481	368 (76.8%) / 37 (7.7%) / 74 (15.5%)
Psychology	3,371	2,696 / 337 / 338	283 (84.0%) / 13 (3.9%) / 41 (12.1%)
Social Work	1,174	939 / 117 / 118	88 (75.2%) / 5 (4.3%) / 24 (20.5%)
General Kno.	13,820	11,056 / 1,382 / 1,382	1,336 (96.7%) / 8 (0.6%) / 38 (2.7%)

Table 5: Overview of Subject Domains Tested Concepts in BnMMLU.

SL	Subject Name	Tested Concepts	Supercategory
1	Accounting	Financial Accounting, Auditing, Cost Accounting...	Social Sciences
2	Advanced Mathematics	Calculus, Algebra, Advanced Topics...	STEM
3	Advanced Physics	Mechanics, Thermodynamics, Electromagnetism...	STEM
4	Agricultural Studies	Agronomy, Soil Science, Agro-business...	STEM
5	Bengali	Literature, Poetry, Syntax...	Humanities
6	Biology	Cellular Biology, Genetics, Ecology...	STEM
7	Business Entrepreneurship	Entrepreneurship, Business Strategy...	Social Sciences
8	Chemistry	Organic Chemistry, Inorganic Chemistry...	STEM
9	Civics and Citizenship	Governance, Rights, Law...	Social Sciences
10	Economics	Economic Theories, Markets, Finance...	Social Sciences
11	Finance	Investment, Corporate Finance, Economics...	Social Sciences
12	General Knowledge	General Knowledge, Current Affairs...	Others
13	General Mathematics	Algebra, Geometry, Arithmetic...	STEM
14	General Physics	Mechanics, Thermodynamics, Electromagnetism...	STEM
15	Geography	Earth Sciences, Geopolitics...	Social Sciences
16	ICT	Programming, Networking, Databases...	STEM
17	Logic	Logical Reasoning, Argument Analysis...	Humanities
18	Psychology	Behavior, Cognition, Mental Health...	Social Sciences
19	Production Management	Operations, Marketing, Supply Chain...	Social Sciences
20	Religion and Moral Education	Ethics, Philosophy, Different Religions...	Humanities
21	Science	General Science, Scientific Method...	STEM
22	Social Work	Community Development, Welfare Policies...	Social Sciences
23	Statistics	Data Analysis, Probability, Inference...	STEM

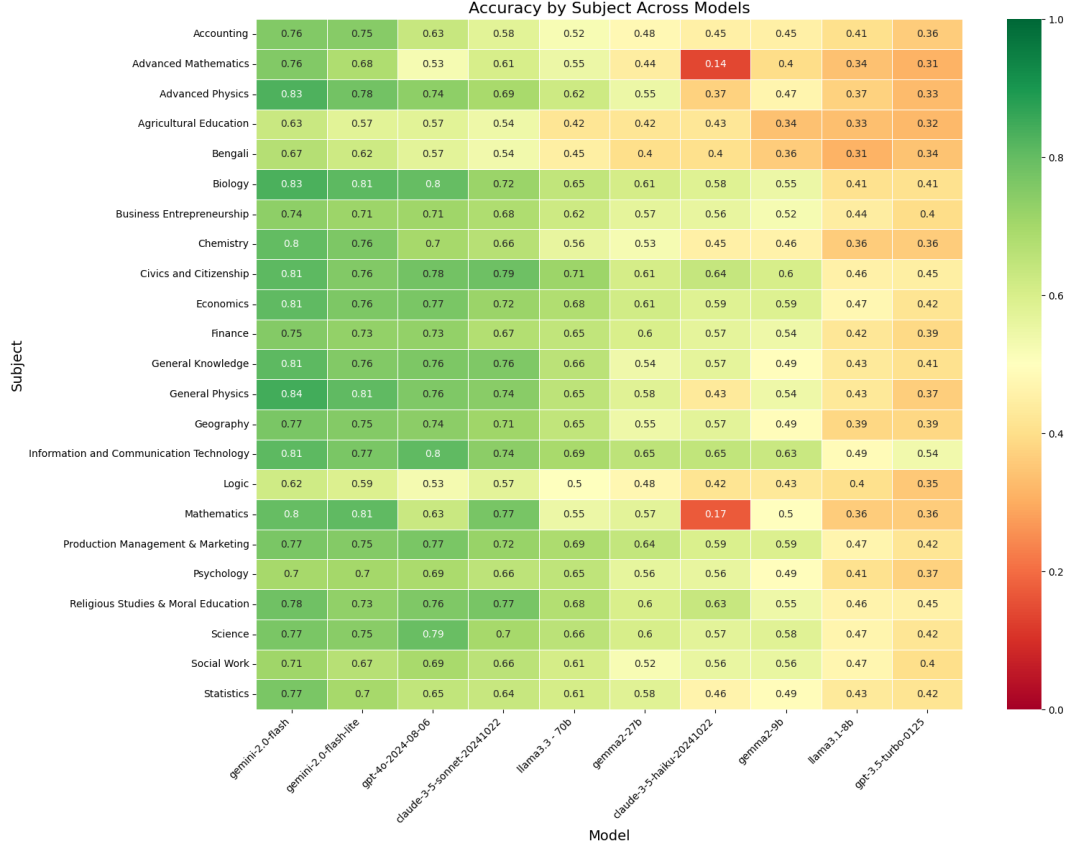


Figure 6: Heatmap of subject-wise accuracy across evaluated language models. Each cell represents the model’s accuracy on a specific subject, with darker green indicating higher accuracy and red indicating poor performance.

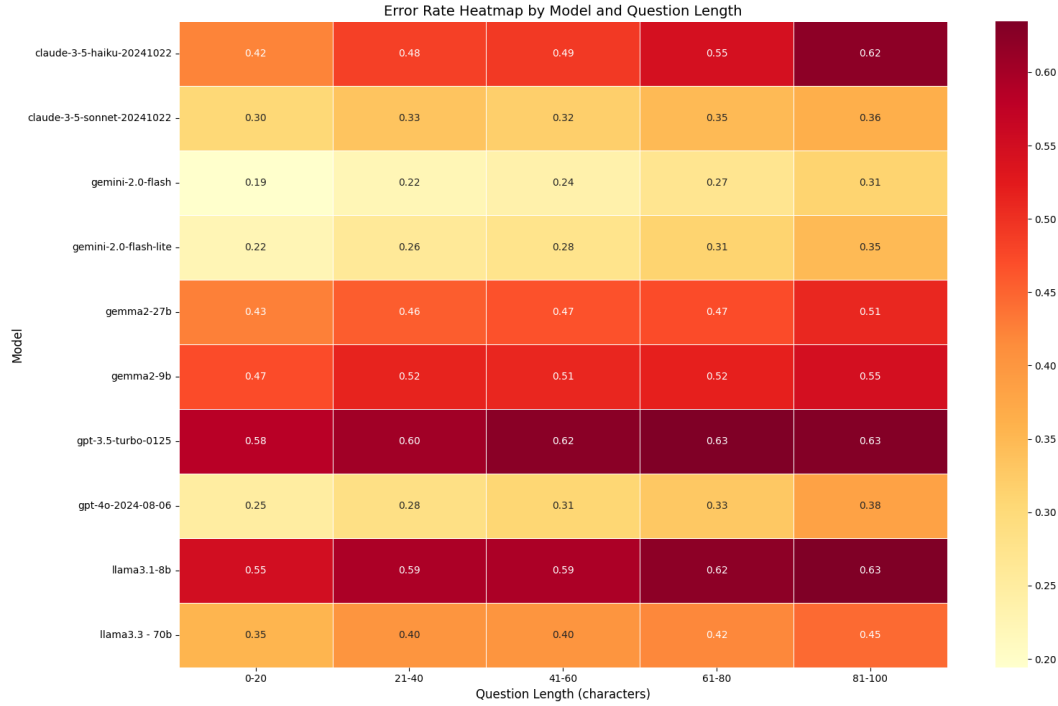


Figure 7: Error rate heatmap by model and question length. Lighter colors indicate lower error rates, while darker shades reflect higher error rates.




Figure 8: Sample scanned pages of Bengali multiple-choice questions collected from academic and preparatory guidebooks, commonly used for national-level exams such as BCS and university admissions. The materials were sourced from both online platforms and physical books, then digitized using OCR to extract clean question-answer pairs for inclusion in the BnMMLU benchmark.

Accounting			
Type	Question	Options	
Factual	দীর্ঘদিন ব্যবহারের ফলে স্থায়ী সম্পদের মূল্য যতটুকু হ্রাস পায় তাকে কী বলে?	A) অবচয় - Depreciation B) অপচয় - Waste C) অবলোপন - Write-off D) অস্বাভাবিক ক্ষতি - Abnormal loss	
	What do you call the decrease in value of fixed assets due to long-term use?		
Procedural	যদি বিক্রয় ৪৫,০০০ টাকা; বিক্রয় ফেরত ৫,০০০ টাকা; পণ্যের ব্যয় ২৫,০০০ টাকা হয় তবে মোট মুনাফা কত হবে?	A) ২৫,০০০ টাকা - 25,000 Taka B) ১৫,০০০ টাকা - 15,000 Taka C) ২০,০০০ টাকা - 20,000 Taka D) ৪৫,০০০ টাকা - 45,000 Taka	
	If sales are 45,000 Taka; sales returns are 5,000 Taka; cost of goods is 25,000 Taka, then what will be the gross profit?		
Reasoning	ধারে অফিস যন্ত্রপাতি ক্রয় করা হলে হিসাব সমীকরণের কোন কোন উপাদানের পরিবর্তন হবে?	A) শুধু A - Only Assets B) শুধু L - Only Liabilities C) শুধু E - Only Equity D) A & L - Assets and Liabilities	
	Which components of the accounting equation will change when office equipment is purchased on credit?		

Figure 9: Examples of annotated multiple-choice questions categorized into three cognitive types. Each question is presented with its corresponding English translation and answer options. The correct answers are highlighted in bold, part 1 (a).

Mathematics		
Type	Question	Options
Factual	ΔABC সমকোণী হলে $(A+B+C)=?$ <i>If triangle ABC is a right triangle, then $(A+B+C)=?$</i>	A) 0 B) π C) 1 D) 2
Procedural	$x(x - 4) = 12$ সমীকরণের মূলদ্বয় কত? <i>What are the two solutions of the equation $x(x - 4) = 12$?</i>	A) 3,4 B) -2,6 C) 4,-3 D) -3,-4
Reasoning	50 জন লোকের এক দল 37 জন ইংরেজী কথা বলে ও 20 জন বাংলায় কথা বলে। উভয় ভাষায় কতজন কথা বলে? <i>In a group of 50 people, 37 people speak English and 20 people speak Bengali. How many people speak both languages?</i>	A) 13 জন - 13 people B) 10 জন - 10 people C) 20 জন - 20 people D) 7 জন - 7 people

Information and Communication Technology		
Type	Question	Options
Factual	কত সালে আরপানেটে ইলেকট্রনিক পত্রালাপের সূচনা হয়? <i>In which year did electronic correspondence begin on ARPANET?</i>	A) ১৯৫৫ - 1955 B) ১৯৬৫ - 1965 C) ১৯৬৮ - 1968 D) ১৯৭১ - 1971
Procedural	কম্পিউটারে "Not Enough Memory" মেসেজ দেখালে সমাধানের উপায় কী? <i>What is the solution when the computer shows 'Not Enough Memory' message?</i>	A) মনিটরের ব্রাইটনেস এবং কন্ট্রাস্ট ঠিক করতে হবে - <i>Adjust the brightness and contrast of the monitor</i> B) মাদারবোর্ডে অধিক র‍্যাম ব্যবহার করতে হবে - Use more RAM in the motherboard C) পাওয়ার বাটন চালু আছে কিনা দেখতে হবে - <i>Check if the power button is on</i> D) নতুন CMOS ব্যাটারি লাগাতে হবে - <i>Install a new CMOS battery</i>
Reasoning	একটি ইন্টারনেট সার্ভিস প্রোভাইডার (ISP) এর সর্বাধিক ৫৬kbps স্পিডের কানেকশন, বাস্তবে ব্যবহারকারি সর্বোচ্চ কত স্পিড পেতে পারেন? <i>If an Internet Service Provider (ISP) has a maximum connection speed of 56kbps, what is the actual maximum speed that a user can get?</i>	A) ৫৬ kbps - 56 kbps B) ৫৩.৩ kbps - 53.3 kbps C) ৫০.৬ kbps - 50.6 kbps D) ৪৬.৬ kbps - 46.6 kbps

Biology		
Type	Question	Options
Factual	বার্ড-ফ্লু রোগটি কিসের দ্বারা হয়? <i>What causes Bird-Flu disease?</i>	A) Virus B) Bacteria C) Fungi D) Parasite
Procedural	এক ব্যক্তির রক্তের গ্রুপ 'AB' হলে তার সন্তানের রক্তের গ্রুপ কোনটি হতে পারে না? <i>If a person's blood group is 'AB', which blood group cannot appear in their child?</i>	A) A B) B C) AB D) O
Reasoning	ডিমওয়ালা প্রাণীর যমজ সৃষ্টি কীভাবে হয়? <i>How are twins formed in egg-laying animals?</i>	A) দুটি শুক্রাণু দুটি ডিম্বাণু নিষিক্ত করে - Two sperm fertilize two eggs B) একটি শুক্রাণু একটি ডিম্বাণু নিষিক্ত করে - <i>One sperm fertilizes one egg</i> C) দুটি শুক্রাণু একটি ডিম্বাণু নিষিক্ত করে - <i>Two sperm fertilize one egg</i> D) একটি শুক্রাণু দুটি ডিম্বাণু নিষিক্ত করে - <i>One sperm fertilizes two eggs</i>

Figure 9: Examples of annotated multiple-choice questions categorized into three cognitive types. Each question is presented with its corresponding English translation and answer options. The correct answers are highlighted in bold, part 2 (b–d).

Economics		
Type	Question	Options
Factual	নিচের কোন ধারণাটি অর্থনীতির অধ্যয়ন বিষয় নয়? <i>Which of the following concepts is not a subject of economics?</i>	A) দুস্প্রাপ্যতা - <i>Scarcity</i> B) মূল্য - <i>Value/Price</i> C) অসীমতা - <i>Infinity</i> D) মুদ্রাস্ফীতি - <i>Inflation</i>
Procedural	উপযুক্ত ব্যক্তিকে উপযুক্ত দায়িত্ব দেওয়ার সাথে সম্পর্কিত কাজে কোনটি? <i>Which task is related to giving appropriate responsibility to the appropriate person?</i>	A) পরিকল্পনা - <i>Planning</i> B) সংগঠন - <i>Organization</i> C) কর্মসংস্থান - <i>Staffing</i> D) নির্দেশনা - <i>Direction</i>
Reasoning	যখন মূলধন ব্যয়ের হার ১০% এবং নিট বর্তমান মূল্য ০ হয় তখন আন্তঃআয়ের হার কত হবে? <i>When the cost of capital is 10% and the net present value is 0, what will be the internal rate of return?</i>	A) ৫% - <i>5%</i> B) ৫.৭৫% - <i>5.75%</i> C) ৮.১২% - <i>8.12%</i> D) ১০% - <i>10%</i>

Physics		
Type	Question	Options
Factual	গ্যাস অণুসমূহের গড় বর্গ বেগের বর্গমূল মান ও পরম তাপমাত্রার মধ্যে সম্পর্ক নিচের কোনটি? <i>Which of the following represents the relationship between the root mean square value of gas molecules' velocity and absolute temperature?</i>	A) $Crms \propto 1/\sqrt{T}$ B) $Crms \propto T$ C) $Crms \propto 1/T$ D) $Crms \propto \sqrt{T}$
Procedural	প্রযুক্ত বল এবং সরণের মধ্যবর্তী কোণ শূন্য হলে কৃতকাজ- <i>When the angle between the applied force and displacement is zero, the work done is-</i>	A) ধনাত্মক - <i>Positive</i> B) ঋণাত্মক - <i>Negative</i> C) শূন্য - <i>Zero</i> D) সর্বনিম্ন - <i>Minimum</i>
Reasoning	কোনো দিক পরবর্তী তড়িচ্চালক বলের গড়বর্গের বর্গমূল মান 10 Volt। তড়িচ্চালক বলের শীর্ষমান হলো- <i>The root mean square value of an alternating electromotive force is 10 Volt. The peak value of the electromotive force is-</i>	A) 10.00 volt B) 14.14 volt C) 5.00 volt D) 1.41 volt

Figure 9: Examples of annotated multiple-choice questions categorized into three cognitive types. Each question is presented with its corresponding English translation and answer options. The correct answers are highlighted in bold, part 3 (e-f).