



OmniGenBench: A Benchmark for Omnipotent Multimodal Generation across 50+ Tasks

Jiayu Wang^{1,2,*}, Yang Jiao^{1,2,*}, Yue Yu^{1,2}, Tianwen Qian³,
Shaoxiang Chen⁴, Jingjing Chen^{1,2,†}, Yu-Gang Jiang^{1,2}

¹Shanghai Key Lab of Intell. Info. Processing, Fudan University

²Shanghai Collaborative Innovation Center of Intelligent Visual Computing

³School of Computer Science and Technology, East China Normal University

⁴MiniMax

Abstract

Recent breakthroughs in large multimodal models (LMMs), such as the impressive GPT-4o-Native, have demonstrated remarkable proficiency in following general-purpose instructions for image generation. However, current benchmarks often lack the necessary breadth and depth to fully evaluate the diverse capabilities of these models. To overcome this limitation, we introduce **OmniGenBench**, a novel and comprehensive benchmark meticulously designed to assess the instruction-following abilities of state-of-the-art LMMs across both perception-centric and cognition-centric dimensions. Our OmniGenBench includes 57 diverse sub-tasks grounded in real-world scenarios, systematically categorized according to the specific model capabilities they demand. For rigorous evaluation, we further employ a dual-mode protocol. This protocol utilizes off-the-shelf visual parsing tools for perception-centric tasks and a powerful LLM-based judge for cognition-centric tasks to assess the alignment between generated images and user instructions. Using OmniGenBench, we evaluate mainstream generative models, including prevalent models like GPT-4o, Gemini-2.0-Flash, and Seedream, and provide in-depth comparisons and analyses of their performance. Code and data are available at [OmniGenBench](#).

1 Introduction

Recently, the emergence of GPT-4o-Native [22] has sparked a surge of enthusiasm [24, 27, 12] for exploring the potential of omnipotent generative models. Reviewing the evolution of the text-to-image generation field, the focus has gradually shifted from the sole pursuit of visual realism to ensuring the consistency between generated visual content and user instructions as conditions. Pioneering works like Stable Diffusion [34] and GLIDE [28] shed light on high-quality text-to-image generation with the latent diffusion framework, while semantic concepts are typically conveyed through a series of discrete, often handcrafted phrases, known as “magic prompts”, which may limit the expressiveness and controllability of the generation. Driven by the remarkable comprehension capability of MLLMs [8, 6, 1, 23], follow-up efforts like DALL-E3 [3] and SD3 [10] allow for image generation from coherent natural language prompts, eliminating the reliance on handcrafted prompt engineering. However, as shown in Fig. 1, these approaches exhibit persistent difficulties in following general instructions, which hampers their effectiveness in addressing urgent real-world tasks—such as Photoshop (PS) and poster generation. In contrast, GPT-4o-Native and Gemini

*Equal contribution.

†Corresponding author.



Figure 1: Evaluation of leading generative models in handling the general-purpose instructional task.

2.0-Flash [38] demonstrate remarkable generalization in general-purpose instruction following across diverse domains and modalities, significantly pushing the boundaries of image generation.

In line with the evolving generation models, image generation benchmarks [13, 20] have also undergone continuous refinement and iteration, with increasing emphasis on evaluating the consistency between generated visual content and user instructions. Early benchmarks, such as COCO [26], primarily focus on evaluating the authenticity of generated image distributions as well as their overall alignment with the corresponding textual inputs. Recently, a stream of benchmarks [13, 19, 21, 43] has emerged to evaluate the instruction-following capabilities of text-to-image generation models from distinctive perspectives. GenEval [13] and T2I-CompBench [19] underscore assessing the accuracy of basic attributes of generated objects, such as number and spatial position. In contrast, ReasonEdit [21] and RISE [43] focus on evaluating the models’ ability to respond to reasoning-intensive textual instructions.

While insightful, these benchmarks exhibit limitations in the complexity of their text queries and the breadth of domain coverage. Toward this end, in this paper, we propose **OmniGenBench**, a novel benchmark encompassing over 50 tasks to comprehensively evaluate the versatility and general capabilities of state-of-the-art large multimodal models. To ensure task diversity and difficulty in our OmniGenBench, we build upon MegaBench [5], a widely acknowledged all-around benchmark in the multimodal understanding domain, as the basis for principled categorization, and construct text queries via a reverse-engineering process. Specifically, we first manually classify each task into one of two categories: reversible or irreversible³. Then, for each reversible task, we design a tailored system prompt to enable GPT-4o to automatically generate text queries for image generation purposes. Finally, these auto-generated queries are reviewed and filtered by human annotators to ensure correctness and, more importantly, to retain a high level of challenge. Through the above delicate curation process, our OmniGenBench ultimately provides a comprehensive evaluation of both perception-centric and cognition-centric capabilities. Under these two primary categories, the benchmark comprises 57 sub-tasks, designed to thoroughly assess the generation performance of prevalent models across a wide range of domains. For systematic evaluation, we further cluster these sub-tasks into 6 representative categories, enabling a structured assessment of different dimensions of model capabilities.

To enable precise performance assessment, we design separate evaluation protocols tailored to the characteristics of the perception-centric and cognition-centric task categories. For perception-centric tasks, given that current multimodal large models [8, 6, 1, 23] still show limited proficiency in fundamental visual understanding, such as dense detection and depth estimation, we adopt an automated evaluation approach inspired by GenEval [13]. Specifically, we leverage off-the-shelf

³For specific features of both reversible and irreversible tasks, please refer to Fig. 3 and appendix for details.

scene parsers [33, 9] to extract object information and assess the correctness of the generated images. For cognition-centric tasks, we employ the LLM-as-a-Judge [15] paradigm, as used in prior studies [29, 43], to assess the quality and instruction alignment of the generated images. It is worth mentioning that each sub-task may prioritize distinct key reference points for evaluation. As shown in Fig. 1, whether the Titanic had already sunk is a key criterion for evaluating the accuracy of images showing its actual state in 2018. Therefore, we construct a tailored evaluation prompt for every sub-task, specifying the key reference points that should guide the assessment process. Empirical validation shows that our evaluation protocols align closely with human assessments, providing a robust foundation for automated and reproducible evaluation in future text-to-image generation research. Based on OmniGenBench, we conducted a systematic evaluation of current mainstream generative models. Our experimental results indicate that GPT-4o-Native substantially surpasses other contemporary models in handling tasks that demand adherence to complex reasoning and the incorporation of extensive world knowledge. We hope these results can suggest plausible avenues for further optimization efforts in the research community.

In summary, our contributions are three-fold: (1) We propose OmniGenBench, a novel and comprehensive benchmark comprising 57 sub-tasks across perception-centric and cognition-centric dimensions. It is designed to systematically assess the instruction-following capabilities of state-of-the-art generative models in a wide range of real-world domains and task types. (2) We introduce a task-specific query generation and evaluation framework, which leverages system-level prompting and human filtering for constructing high-quality prompts, and employs a combination of automated metrics and LLM-as-a-judge protocols to ensure reliable, reproducible performance assessment aligned with human judgment. (3) Extensive experiments show that GPT-4o significantly outperforms other mainstream multimodal models, particularly on complex reasoning tasks and those requiring broad world knowledge, highlighting its superior generalization and instruction-following abilities.

2 Related Work

2.1 Text-to-Image Generation Models

Text-to-image (T2I) generation aims to synthesize high-quality, diverse images from textual inputs, and can be broadly categorized into two paradigms: dedicated T2I models and unified multimodal models. Dedicated T2I models have mainly evolved along two architectural lines: Autoregressive [11, 37, 39, 7, 16] and Diffusion-based [17, 36, 32, 35, 28]. While autoregressive models treat image generation as a sequential prediction task, they often suffer from high computational costs and limited visual fidelity. In contrast, diffusion models, notably GLIDE [28] and Latent Diffusion Models [34]—have become the dominant approach due to their superior image quality and efficiency. In parallel, the goal of unified multimodal models is to create general-purpose systems that process text and images and support cross-modal understanding and generation. Recent models like Transfusion [44], Show-o [42], and D-DiT [25] unify the denoising mechanism and autoregressive modeling within a single architecture.

2.2 Image Generation Benchmarks

In the context of text-to-image generation, numerous benchmarks [19, 20, 43, 41, 30] have been developed to reflect typical generation scenarios. Notable examples include DPG-Bench [18], which evaluates dense prompt following, T2I-CompBench [19], which targets compositional generation with multiple attributes, and GenEval [13], which assesses object-level factors such as co-occurrence, spatial layout, and color. However, these benchmarks remain limited in scope and are insufficient for evaluating the general-purpose capabilities of the latest generation of models. Therefore, in this paper, we advance the systematic evaluation of multimodal instruction-following capabilities through OmniGenBench, a comprehensive benchmark encompassing 50+ tasks across diverse real-world scenarios.

3 OmniGenBench

We present OmniGenBench, a comprehensive benchmark for assessing the omnipotent instruction-following capabilities of mainstream open-source and commercial models across diverse image

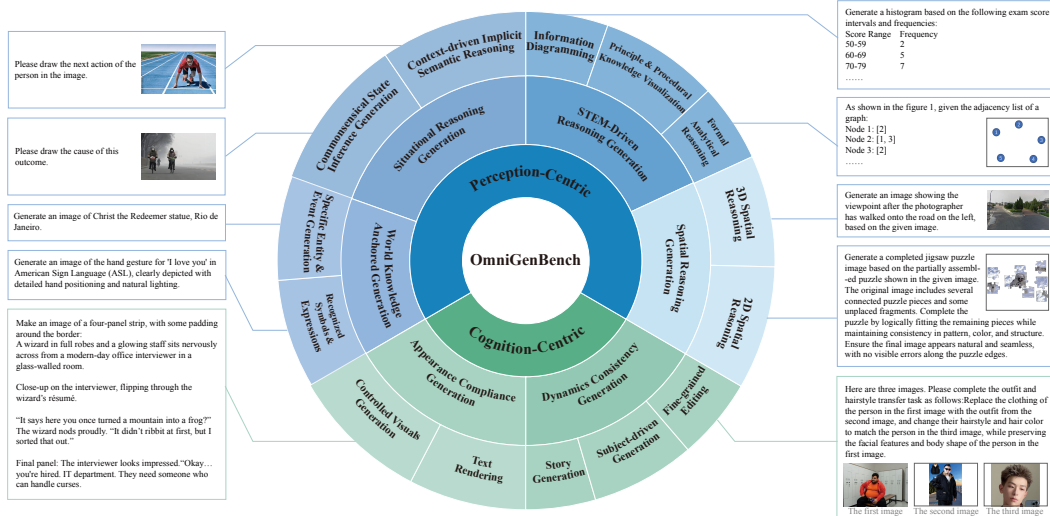


Figure 2: The proposed taxonomy of OmniGenBench, accompanied by representative tasks sampled from across different categories.

generation tasks. The following sections elaborate on the task coverage, data construction pipeline, and evaluation methodology.

3.1 Task Coverage

Our benchmark adopts a comprehensive and structured approach to evaluating multimodal generation models. Starting from 57 carefully designed sub-tasks that reflect the diverse demands of real-world generation scenarios, we further cluster them into six major capability dimensions. These dimensions span a broad spectrum from perception-oriented tasks that assess low-level visual fidelity (e.g., appearance consistency) to cognition-oriented challenges that probe high-level reasoning skills (e.g., STEM-driven reasoning). Together, they form an integrated evaluation framework that captures both the surface-level and conceptual strengths of modern generative systems (see Fig. 2).

3.1.1 Perception-Centric Generation

Perception-Centric Generation encompasses tasks where visual content is directly derived from instructions, without requiring additional reasoning. Within this category, we further divide all tasks into *Appearance Compliance Generation* and *Dynamics Consistency Generation*, based on whether constraints on visual details are considered during evaluation.

Appearance Compliance Generation focuses on generating images based on textual descriptions that specify fundamental object-level attributes—such as quantity, spatial relationships, and attribute bindings. Unlike prior benchmarks like GenEval [13] and T2I-Compbench [19], which typically involve only a small number of objects, our benchmark significantly increases the number of objects and their relationships described in each prompt. This design introduces greater compositional complexity and places a much higher demand on the model’s ability to accurately follow instructions and render detailed visual elements. As a result, this task reveals clear limitations in current models: with the exception of GPT-4o, most models struggle notably in maintaining appearance compliance under such high object density and attribute complexity.

Dynamics Consistency Generation assesses a model’s ability to maintain visual coherence across dynamically changing contexts. This category includes two key settings: (1) conditional generation based on a given image and an accompanying textual instruction, where the model must generate a modified image while preserving the essential visual characteristics of the original; and (2) multi-panel generation from a long textual description, where the model needs to ensure visual consistency across sequentially generated images. Both settings challenge the model to retain core visual details.

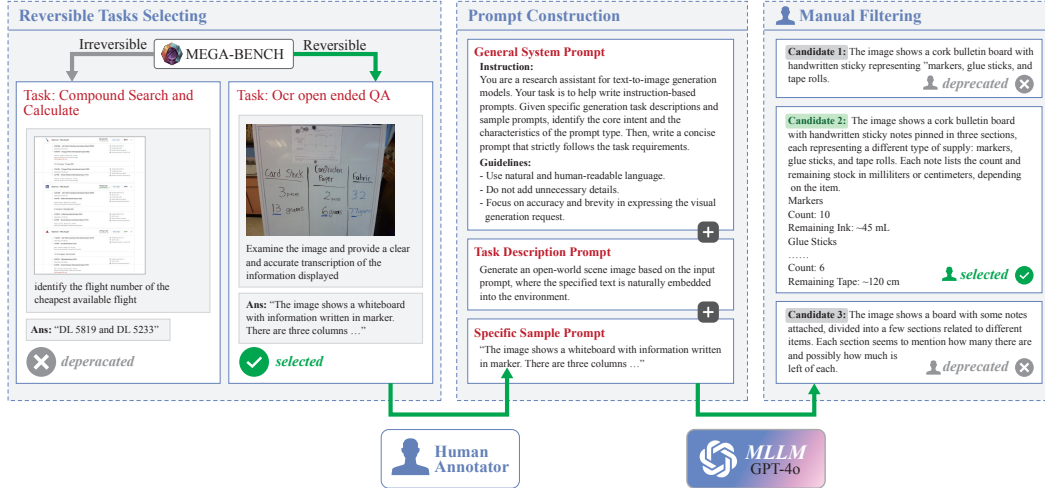


Figure 3: The data curation pipeline of our OmniGenBench.

such as object appearance, color, or spatial arrangement, either from the input image or from previous outputs.

3.1.2 Cognition-Centric Generation

Cognition-Centric Generation includes tasks that involve inferring visual targets based on prior knowledge and contextual information provided in the instruction, rather than relying solely on literal descriptions. This category comprises four representative types: *World Knowledge Anchored Generation*, *Situational Reasoning*, *Spatial Reasoning*, and *STEM-Driven Reasoning*, based on the distinct reasoning pathways and types of cognitive engagement required in each task.

World Knowledge Anchored Generation evaluates the model’s ability to generate images based on worldwide concepts, rather than common objects with explicit visual features. Unlike perception-centric tasks, this category involves concepts of specialized terms such as *"Statue of Jesus in Brazil"*. To ensure comprehensive coverage, it includes 12 fine-grained sub-domains, ranging from iconic landmarks to logographic script and sign language gestures.

Situational Reasoning Generation requires the model to be placed within an objective scenario and generate images by reasoning about what is likely to happen next, based on its understanding of the surrounding context and real-world principles. Specifically, this category focuses on evaluating the model’s ability to (1) comprehend contextual scenarios and (2) reason based on general principles such as temporality and causality. A typical example within this category is *"Illustrating the effect of a cigarette butt thrown into a forest"*.

Spatial Reasoning Generation evaluates a model’s capacity to comprehend and manipulate spatial relationships across 2D and 3D domains—an essential step toward functioning as a world simulator. Toward this end, we specifically devise this category for evaluation. Specifically, we assess the model’s ability to generate 2D and 3D layouts, as well as its capacity for converting between 2D and 3D perspectives.

STEM-Driven Reasoning Generation evaluates the model’s generation capability across science, technology, engineering and mathematics (STEM) fields. This is inspired by the robust reasoning abilities exhibited by state-of-the-art MLLMs in addressing STEM tasks. More specifically, these tasks involve performing reasoning akin to that of MLLMs, followed by the visualization of both the intermediate steps and the final logical conclusions.

Due to space constraints, Fig. 2 showcases a subset of representative tasks. A complete list and detailed presentation of all 57 sub-tasks can be found in the appendix.

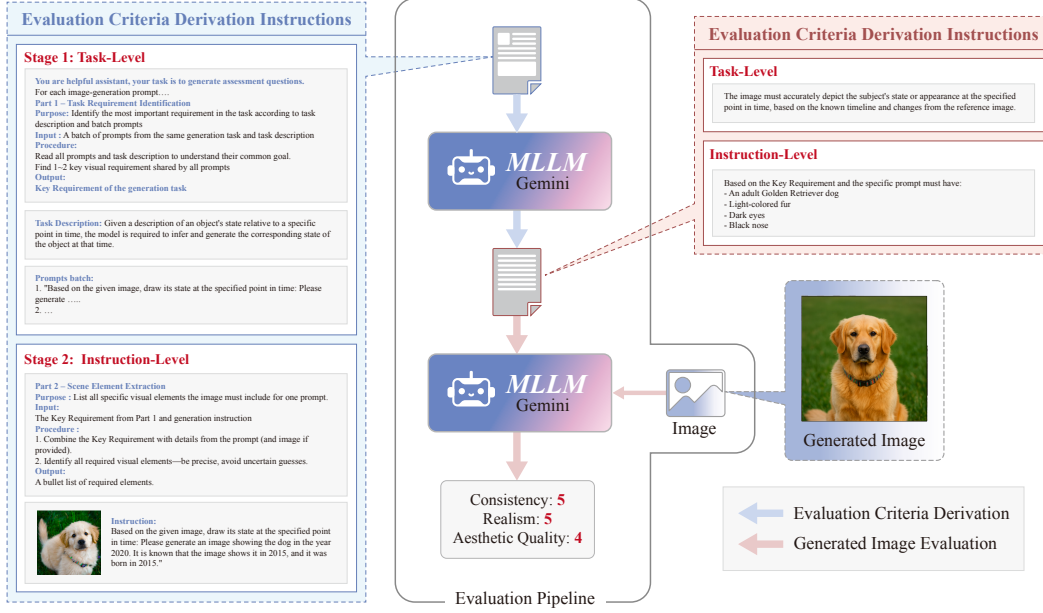


Figure 4: Illustration of the evaluation pipeline of our OmniGenBench.

3.2 Data Construction

As shown in Fig. 3, we leverage tasks from MegaBench for their versatility and the challenges they present. After manually categorizing all tasks into reversible and irreversible types, we instruct human annotators to construct image generation requests for each reversible task by combining the rephrased VQA question with its corresponding answer. Subsequently, with the resulting image generation request as a few-shot demonstration, we further prompt GPT-4o to automatically generate more diverse requests. Finally, to guarantee the quality and difficulty of our benchmark, we further employ three human annotators to assess the GPT-generated image generation requests, and retain only the examples that receive consistent positive judgments from all three annotators.

3.3 Evaluation Protocol

Dual-mode Evaluation. Considering the general challenge of evaluating image generation quality across diverse scenarios, we adopt a dual-mode evaluation strategy in OmniGenBench. Specifically, for perception-centric tasks, where evaluation emphasizes low-level visual fidelity and the tasks typically correspond to well-established benchmarks (e.g., object attribute generation, image editing), we directly follow the evaluation protocols proposed in previous work [40, 13].

In contrast, for cognition-centric tasks, where cognitive engagement varies significantly across different tasks, we follow prior work [43] and adopt the MLLM-as-a-Judge paradigm. To ensure that the MLLM can accurately assess the quality of image generation tailored to each specific task, we design customized evaluation prompts for each task. These prompts include task-specific key reference points that guide the model’s evaluation focus. To efficiently generate these customized evaluation prompts, we develop an automated evaluation pipeline, as illustrated in Fig. 4. Concretely, we first embed both the task description and the current generation instruction into the system prompt, and then prompt Gemini-2.5-Pro to generate the task-specific evaluation criteria. The resulting criteria, together with the generated image, are subsequently fed into Gemini-2.5-Pro to obtain the final quality score.

Evaluation Metrics. We propose a multi-dimensional evaluation framework to rigorously assess the quality of generated images, focusing on four core aspects: Consistency, Realism, Aesthetics Quality, and combining them to obtain the evaluation metric we termed as OmniScore (as illustrated in Figure 4). Specifically, consistency evaluates how accurately and completely the generated image reflects the intended meaning of the instruction, based on instruction-specific tailored criteria. Realism

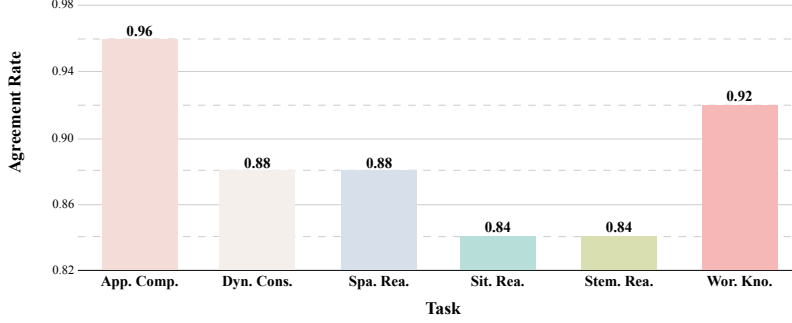


Figure 5: Results of agreement rate between our OmniScore and human evaluation.

Table 1: Evaluation results of mainstream text-to-image generation models on the OmniGenBench. We highlight the best and the second best performances by **bold** and underline, respectively.

Model	Perception-Centric		Cognition-Centric			
	App. Comp.	Dyn. Cons.	Spa. Rea.	Sit. Rea.	STEM Rea.	Wor. Kno.
<i>Open-source Models</i>						
SD1.5 [34]	35.3	39.2	39.0	35.1	32.5	57.7
SDXL [31]	44.5	43.4	57.3	50.4	43.1	70.2
<i>Close-source Models</i>						
SD3 [10]	53.8	49.5	-	29.0	46.7	75.8
FLUX1.1 [4]	58.4	52.7	57.4	42.5	47.9	77.3
Seedream2.1 [14]	52.7	50.4	45.6	38.9	45.0	77.0
Seedream3 [12]	72.1	62.0	-	52.0	52.5	82.7
Imagen3 [2]	58.8	61.5	-	42.7	52.3	85.1
Gemini-2.0 [38]	<u>72.4</u>	<u>66.5</u>	<u>81.4</u>	<u>81.4</u>	<u>56.7</u>	84.0
GPT-4o-Native [22]	82.9	92.5	82.8	82.5	63.7	<u>85.0</u>

measures the visual plausibility or photorealistic quality of the image, assessing whether the image appears credible in the context of real-world scenes. Aesthetics Quality assesses the overall visual appeal of the image, including aspects such as composition, color harmony, and stylistic coherence.

Overall, OmniScore serves as the central metric in our evaluation framework, comprehensively highlighting the model’s general-purpose generation capabilities. It is computed using a weighted formula:

$$\text{OmniScore} = 0.8 \times \text{Consistency} + 0.1 \times \text{Realism} + 0.1 \times \text{Aesthetics Quality} \quad (1)$$

This weighting scheme prioritizes adherence to the instruction while incorporating realism and aesthetic quality to ensure holistic image quality. A higher OmniScore indicates stronger generalization capability of the model across diverse generation tasks.

4 Experiments

This section is organized as follows. We begin with a comprehensive evaluation of mainstream text-to-image generation models on our proposed OmniGenBench. Next, we assess the alignment between our automated metric, OmniScore, and human evaluations. Finally, by qualitatively comparing model outputs on representative hard cases, we identify performance bottlenecks in existing models relative to GPT-4o-Native, thereby uncovering critical areas for future advancement.

4.1 Evaluation of Mainstream Approaches

We evaluate a range of mainstream text-to-image generation models on the OmniGenBench, by assessing both perception-centric and cognition-centric capabilities across six major categories. The results are summarized in Table 1, where we have the following observations. **(1)** Overall, GPT-4o-Native demonstrates state-of-the-art performance across all dimensions, establishing itself as the most




Instruction & Input Image	SeedDream 3	FLUX 1.1	Gemini-2.0	GPT-4o-Native
<p>Create a photorealistic image of a busy university hallway during orientation week. Along the left wall, there is a large bulletin board completely filled with printed flyers, handwritten notes, and posters. These should include a variety of realistic university-related' ...</p>				
<p>Make an image of a four-panel strip, with some padding around the border: A wizard in full robes and a glowing staff sits nervously across from a modern-day office interviewer in a glass-walled room. Close-up on the interviewer, flipping through the wizard's résumé. "It says here you once turned a mountain into a frog ...</p>				
<p>Generate a social relationship network diagram. Represent each as a circular node. Connect nodes with edges as follows: Students: Amy, Brian, Catherine, Daniel, Ella, Felix, Grace, Henry, Isabel, Jason, Kevin, Laura Squads: - Squad A: Amy, Brian, Catherine, Daniel - Squad B: Ella, Felix, Grace, Henry - Squad C: Isabel, Jason, Kevin, Laura ...</p>				
 <p>Please draw the cause of this consequence.</p>	Not applicable			
 <p>Generate an image showing a side view of the object depicted in the given image.</p>	Not applicable			
 <p>The following image shows a road sign, but part of the sign's icon is missing. Based on the surrounding content in the image, complete the missing portion of the sign at the location marked by the red box. Do not include the red box in the generated image.</p>	Not applicable			
<p>Generate an image of a triangle with interior angles of 90°, 45°, and 45°, listed in clockwise order.</p>				
<p>Generate a 2D Lewis structure diagram of a water molecule (H₂O).</p>				

Figure 6: Qualitative comparison of four leading text-to-image generation methods on the OmniGen-Bench. The gray tiles labeled “Not applicable” indicate unsupported input types for the corresponding model.

capable model in both perception and cognition tasks. It achieves the highest scores across almost all categories, indicating a well-rounded and highly advanced general-purpose text-to-image generation ability. **(2)** Gemini-2.0 ranks as the second-best model overall. It exhibits strong cognition-oriented generation capabilities, with especially high performance in Spatial Reasoning (81.4) and Situational Reasoning (81.4), and competitive scores in World Knowledge (84.0). However, its performance on perception-oriented tasks lags behind GPT-4o-Native. **(3)** Among the other close-sourced models, Seedream3 stands out in terms of perception performance, particularly in Appearance Compliance (72.1), surpassing most other closed models except Gemini-2.0 and GPT-4o-Native. However, its cognitive reasoning capabilities are relatively weaker, especially in STEM Reasoning (52.5) and Situational Reasoning (52.0), which limits its overall versatility. **(4)** In contrast, open-source models (e.g., SD1.5 and SDXL) show substantially lower performance across nearly all metrics. For instance, SD1.5 achieves only 35.3 in Appearance Compliance and 32.5 in STEM Reasoning, highlighting a significant gap in both perceptual and cognitive capabilities compared to their closed-source counterparts. SDXL offers moderate improvements but still remains far behind the best-performing closed-source models. This discrepancy may stem from the significantly larger parameter scales and more extensive training datasets typically available to proprietary models, enabling more robust generalization across diverse generation tasks.

4.2 Agreement with Human Evaluation

In this section, we assess the consistency between our benchmark evaluation metric, OmniScore, and human evaluation. Specifically, we sample a subset from six categories within our dataset, comparing the evaluations produced by OmniScore with those provided by human annotators. To minimize bias, three annotators were tasked with independently determining whether the generated images aligned with the provided textual instructions. Only the samples for which all three annotators agreed were retained for further analysis, and their results were cross-validated with the corresponding OmniScore assessments. Finally, the agreement between OmniScore and human evaluation was calculated for each category independently. Results in Fig. 5 indicate a high level of consistency, with OmniScore demonstrating strong alignment with human judgments across the diverse categories in the dataset. This suggests that OmniScore is a reliable and effective metric for evaluating image generation quality in a manner that closely mirrors human judgement.

4.3 In-depth Qualitative Comparison

Through a comprehensive examination of images generated by leading methods across all sub-tasks in OmniGenBench, we select a set of challenging cases to intuitively compare model capabilities across multiple dimensions. From Fig. 6, we observe that GPT-4o-Native excels in the following key aspects: **(1) Text Generation.** As shown in #1, GPT-4o-Native can generate words more vivid and clearer than other models. **(2) ID-Preserving.** As demonstrated in #2, GPT-4o-Native maintains strong appearance consistency for the same person across different panels, while other models perform poorly in comparison. **(3) Structured Knowledge Representation.** As shown in #3, GPT-4o-Native is the only model capable of both summarizing the information correctly and producing an accurate graph structure. **(4) Commonsense Reasoning.** As shown in #4, GPT-4o-Native can deduce a plausible source of the pollution. Although Gemini-2.0 can make similar assumptions, the background style is inconsistent with the input image. **(5) Spatial Reasoning.** As shown in #5, GPT-4o-Native can comprehend the 3D geometric structure of the object, and thus make accurate inferences about novel viewpoints. **(6) In-Context Reasoning.** As shown in #6, GPT-4o-Native deduces the presence of a bicycle logo in the marked area via cross-referencing the pattern of surrounding regions.

While GPT-4o-Native excels in many areas, we also document its limitations through specific failure cases. As shown in #7, #8, all four leading methods fail to generate elements requiring strong professional knowledge.

5 Conclusion

In this paper, we presented OmniGenBench, a comprehensive benchmark for evaluating the instruction-following abilities of LMMs across perception and cognition dimensions. Through 57 diverse tasks and a dual-mode evaluation protocol, our results highlight key strengths and limita-

tions of current models compared with GPT-4o-Native. OmniGenBench offers a solid foundation for guiding future improvements in multimodal generation.

References

- [1] Jinze Bai, Shuai Bai, Shusheng Yang, Shijie Wang, Sinan Tan, Peng Wang, Junyang Lin, Chang Zhou, and Jingren Zhou. Qwen-vl: A versatile vision-language model for understanding, localization, text reading, and beyond. *arXiv preprint arXiv:2308.12966*, 1(2):3, 2023.
- [2] Jason Baldridge, Jakob Bauer, Mukul Bhutani, Nicole Brichtova, Andrew Bunner, Lluís Castrejon, Kelvin Chan, Yichang Chen, Sander Dieleman, Yuqing Du, et al. Imagen 3. *arXiv preprint arXiv:2408.07009*, 2024.
- [3] James Betker, Gabriel Goh, Li Jing, Tim Brooks, Jianfeng Wang, Linjie Li, Long Ouyang, Juntang Zhuang, Joyce Lee, Yufei Guo, et al. Improving image generation with better captions. *Computer Science*. <https://cdn.openai.com/papers/dall-e-3.pdf>, 2(3):8, 2023.
- [4] Black Forest Labs. Flux1.1 [pro]: Advanced text-to-image generation. <https://bfl.ai/models/flux-pro>, 2024. Accessed: 2025-05-16.
- [5] Jiacheng Chen, Tianhao Liang, Sherman Siu, Zhengqing Wang, Kai Wang, Yubo Wang, Yuan-sheng Ni, Wang Zhu, Ziyang Jiang, Bohan Lyu, et al. Mega-bench: Scaling multimodal evaluation to over 500 real-world tasks. *arXiv preprint arXiv:2410.10563*, 2024.
- [6] Lin Chen, Jinsong Li, Xiaoyi Dong, Pan Zhang, Conghui He, Jiaqi Wang, Feng Zhao, and Dahua Lin. Sharegpt4v: Improving large multi-modal models with better captions. In *European Conference on Computer Vision*, pages 370–387. Springer, 2025.
- [7] Mark Chen, Alec Radford, Rewon Child, Jeffrey Wu, Heewoo Jun, David Luan, and Ilya Sutskever. Generative pretraining from pixels. In *International conference on machine learning*, pages 1691–1703. PMLR, 2020.
- [8] Xiaokang Chen, Zhiyu Wu, Xingchao Liu, Zizheng Pan, Wen Liu, Zhenda Xie, Xingkai Yu, and Chong Ruan. Janus-pro: Unified multimodal understanding and generation with data and model scaling. *arXiv preprint arXiv:2501.17811*, 2025.
- [9] Bowen Cheng, Ishan Misra, Alexander G Schwing, Alexander Kirillov, and Rohit Girdhar. Masked-attention mask transformer for universal image segmentation. In *Proceedings of the IEEE/CVF conference on computer vision and pattern recognition*, pages 1290–1299, 2022.
- [10] Patrick Esser, Sumith Kulal, Andreas Blattmann, Rahim Entezari, Jonas Müller, Harry Saini, Yam Levi, Dominik Lorenz, Axel Sauer, Frederic Boesel, et al. Scaling rectified flow transformers for high-resolution image synthesis. In *Forty-first international conference on machine learning*, 2024.
- [11] Lijie Fan, Tianhong Li, Siyang Qin, Yuanzhen Li, Chen Sun, Michael Rubinstein, Deqing Sun, Kaiming He, and Yonglong Tian. Fluid: Scaling autoregressive text-to-image generative models with continuous tokens. *arXiv preprint arXiv:2410.13863*, 2024.
- [12] Yu Gao, Lixue Gong, Qiushan Guo, Xiaoxia Hou, Zhichao Lai, Fanshi Li, Liang Li, Xiaochen Lian, Chao Liao, Liyang Liu, et al. Seedream 3.0 technical report. *arXiv preprint arXiv:2504.11346*, 2025.
- [13] Dhruva Ghosh, Hannaneh Hajishirzi, and Ludwig Schmidt. Geneval: An object-focused framework for evaluating text-to-image alignment. *Advances in Neural Information Processing Systems*, 36:52132–52152, 2023.
- [14] Lixue Gong, Xiaoxia Hou, Fanshi Li, Liang Li, Xiaochen Lian, Fei Liu, Liyang Liu, Wei Liu, Wei Lu, Yichun Shi, et al. Seedream 2.0: A native chinese-english bilingual image generation foundation model. *arXiv preprint arXiv:2503.07703*, 2025.
- [15] Jiawei Gu, Xuhui Jiang, Zhichao Shi, Hexiang Tan, Xuehao Zhai, Chengjin Xu, Wei Li, Yinghan Shen, Shengjie Ma, Honghao Liu, et al. A survey on llm-as-a-judge. *arXiv preprint arXiv:2411.15594*, 2024.

- [16] Jian Han, Jinlai Liu, Yi Jiang, Bin Yan, Yuqi Zhang, Zehuan Yuan, Bingyue Peng, and Xiaobing Liu. Infinity: Scaling bitwise autoregressive modeling for high-resolution image synthesis. *arXiv preprint arXiv:2412.04431*, 2024.
- [17] Jonathan Ho, Ajay Jain, and Pieter Abbeel. Denoising diffusion probabilistic models. *Advances in neural information processing systems*, 33:6840–6851, 2020.
- [18] Xiwei Hu, Rui Wang, Yixiao Fang, Bin Fu, Pei Cheng, and Gang Yu. Ella: Equip diffusion models with llm for enhanced semantic alignment. *arXiv preprint arXiv:2403.05135*, 2024.
- [19] Kaiyi Huang, Kaiyue Sun, Enze Xie, Zhenguo Li, and Xihui Liu. T2i-compbench: A comprehensive benchmark for open-world compositional text-to-image generation. *Advances in Neural Information Processing Systems*, 36:78723–78747, 2023.
- [20] Kaiyi Huang, Chengqi Duan, Kaiyue Sun, Enze Xie, Zhenguo Li, and Xihui Liu. T2i-compbench++: An enhanced and comprehensive benchmark for compositional text-to-image generation. *IEEE Transactions on Pattern Analysis and Machine Intelligence*, 2025.
- [21] Yuzhou Huang, Liangbin Xie, Xintao Wang, Ziyang Yuan, Xiaodong Cun, Yixiao Ge, Jiantao Zhou, Chao Dong, Rui Huang, Ruimao Zhang, et al. Smartedit: Exploring complex instruction-based image editing with multimodal large language models. In *Proceedings of the IEEE/CVF Conference on Computer Vision and Pattern Recognition*, pages 8362–8371, 2024.
- [22] Aaron Hurst, Adam Lerer, Adam P Goucher, Adam Perelman, Aditya Ramesh, Aidan Clark, AJ Ostrow, Akila Welihinda, Alan Hayes, Alec Radford, et al. Gpt-4o system card. *arXiv preprint arXiv:2410.21276*, 2024.
- [23] Yang Jiao, Shaoxiang Chen, Zequn Jie, Jingjing Chen, Lin Ma, and Yu-Gang Jiang. Lumen: Unleashing versatile vision-centric capabilities of large multimodal models. *arXiv preprint arXiv:2403.07304*, 2024.
- [24] Yang Jiao, Haibo Qiu, Zequn Jie, Shaoxiang Chen, Jingjing Chen, Lin Ma, and Yu-Gang Jiang. Unitoken: Harmonizing multimodal understanding and generation through unified visual encoding. *arXiv preprint arXiv:2504.04423*, 2025.
- [25] Zijie Li, Henry Li, Yichun Shi, Amir Barati Farimani, Yuval Kluger, Linjie Yang, and Peng Wang. Dual diffusion for unified image generation and understanding. *arXiv preprint arXiv:2501.00289*, 2024.
- [26] Tsung-Yi Lin, Michael Maire, Serge Belongie, James Hays, Pietro Perona, Deva Ramanan, Piotr Dollár, and C Lawrence Zitnick. Microsoft coco: Common objects in context. In *Computer vision—ECCV 2014: 13th European conference, zurich, Switzerland, September 6-12, 2014, proceedings, part v 13*, pages 740–755. Springer, 2014.
- [27] Shiyu Liu, Yucheng Han, Peng Xing, Fukun Yin, Rui Wang, Wei Cheng, Jiaqi Liao, Yingming Wang, Honghao Fu, Chunrui Han, et al. Step1x-edit: A practical framework for general image editing. *arXiv preprint arXiv:2504.17761*, 2025.
- [28] Alex Nichol, Prafulla Dhariwal, Aditya Ramesh, Pranav Shyam, Pamela Mishkin, Bob McGrew, Ilya Sutskever, and Mark Chen. Glide: Towards photorealistic image generation and editing with text-guided diffusion models. *arXiv preprint arXiv:2112.10741*, 2021.
- [29] Yuwei Niu, Munan Ning, Mengren Zheng, Bin Lin, Peng Jin, Jiaqi Liao, Kunpeng Ning, Bin Zhu, and Li Yuan. Wise: A world knowledge-informed semantic evaluation for text-to-image generation. *arXiv preprint arXiv:2503.07265*, 2025.
- [30] Yuang Peng, Yuxin Cui, Haomiao Tang, Zekun Qi, Runpei Dong, Jing Bai, Chunrui Han, Zheng Ge, Xiangyu Zhang, and Shu-Tao Xia. Dreambench++: A human-aligned benchmark for personalized image generation. *arXiv preprint arXiv:2406.16855*, 2024.
- [31] Dustin Podell, Zion English, Kyle Lacey, Andreas Blattmann, Tim Dockhorn, Jonas Müller, Joe Penna, and Robin Rombach. Sdxl: Improving latent diffusion models for high-resolution image synthesis. *arXiv preprint arXiv:2307.01952*, 2023.

- [32] Aditya Ramesh, Prafulla Dhariwal, Alex Nichol, Casey Chu, and Mark Chen. Hierarchical text-conditional image generation with clip latents. *arXiv preprint arXiv:2204.06125*, 1(2):3, 2022.
- [33] René Ranftl, Alexey Bochkovskiy, and Vladlen Koltun. Vision transformers for dense prediction. In *Proceedings of the IEEE/CVF international conference on computer vision*, pages 12179–12188, 2021.
- [34] Robin Rombach, Andreas Blattmann, Dominik Lorenz, Patrick Esser, and Björn Ommer. High-resolution image synthesis with latent diffusion models. In *Proceedings of the IEEE/CVF conference on computer vision and pattern recognition*, pages 10684–10695, 2022.
- [35] Chitwan Saharia, William Chan, Saurabh Saxena, Lala Li, Jay Whang, Emily L Denton, Kamyar Ghasemipour, Raphael Gontijo Lopes, Burcu Karagol Ayan, Tim Salimans, et al. Photorealistic text-to-image diffusion models with deep language understanding. *Advances in neural information processing systems*, 35:36479–36494, 2022.
- [36] Jiaming Song, Chenlin Meng, and Stefano Ermon. Denoising diffusion implicit models. *arXiv preprint arXiv:2010.02502*, 2020.
- [37] Peize Sun, Yi Jiang, Shoufa Chen, Shilong Zhang, Bingyue Peng, Ping Luo, and Zehuan Yuan. Autoregressive model beats diffusion: Llama for scalable image generation. *arXiv preprint arXiv:2406.06525*, 2024.
- [38] Gemini Team, Rohan Anil, Sebastian Borgeaud, Jean-Baptiste Alayrac, Jiahui Yu, Radu Soricut, Johan Schalkwyk, Andrew M Dai, Anja Hauth, Katie Millican, et al. Gemini: a family of highly capable multimodal models. *arXiv preprint arXiv:2312.11805*, 2023.
- [39] Keyu Tian, Yi Jiang, Zehuan Yuan, Bingyue Peng, and Liwei Wang. Visual autoregressive modeling: Scalable image generation via next-scale prediction. *Advances in neural information processing systems*, 37:84839–84865, 2024.
- [40] Xiyu Wang, Yufei Wang, Satoshi Tsutsui, Weisi Lin, Bihan Wen, and Alex Kot. Evolving storytelling: benchmarks and methods for new character customization with diffusion models. In *Proceedings of the 32nd ACM International Conference on Multimedia*, pages 3751–3760, 2024.
- [41] Xindi Wu, Dingli Yu, Yangsibo Huang, Olga Russakovsky, and Sanjeev Arora. Conceptmix: A compositional image generation benchmark with controllable difficulty. *arXiv preprint arXiv:2408.14339*, 2024.
- [42] Jinheng Xie, Weijia Mao, Zechen Bai, David Junhao Zhang, Weihao Wang, Kevin Qinghong Lin, Yuchao Gu, Zhijie Chen, Zhenheng Yang, and Mike Zheng Shou. Show-o: One single transformer to unify multimodal understanding and generation. *arXiv preprint arXiv:2408.12528*, 2024.
- [43] Xiangyu Zhao, Peiyuan Zhang, Kexian Tang, Hao Li, Zicheng Zhang, Guangtao Zhai, Junchi Yan, Hua Yang, Xue Yang, and Haodong Duan. Envisioning beyond the pixels: Benchmarking reasoning-informed visual editing. *arXiv preprint arXiv:2504.02826*, 2025.
- [44] Chunting Zhou, Lili Yu, Arun Babu, Kushal Tirumala, Michihiro Yasunaga, Leonid Shamis, Jacob Kahn, Xuezhe Ma, Luke Zettlemoyer, and Omer Levy. Transfusion: Predict the next token and diffuse images with one multi-modal model. *arXiv preprint arXiv:2408.11039*, 2024.

A Detailed Task Taxonomy of OmniGenBench

The table 2 presents the detailed structure of the OmniGenBench task taxonomy. At the first level, tasks are categorized into Cognition-centric and Perception-centric groups based on their intrinsic nature. At the second level, they are further organized into six major capability dimensions, with all specific tasks under each dimension explicitly listed.

To improve clarity, the table is segmented into distinct regions according to the first- and second-level categories. The level 3 and level 4 task names are displayed within each region, and every level 4 task is assigned a unique identifier. If a level 4 task contains finer-grained subcategories, these are clearly indicated within the corresponding entry.

B Task Examples and Qualitative Comparison of Generation Models

For each specific task in our benchmark, we select a representative example to illustrate the task objective. Alongside each example, we present the corresponding outputs generated by mainstream generative models. This side-by-side comparison facilitates direct observation of each model’s strengths and weaknesses in handling diverse generation instructions. The gray tiles labeled “Not applicable” indicate cases where a model either does not support the given input format.

Table 2: Multi-Level Task Taxonomy of OmniGenBench.

Task ID	Level 3 Task	Level 4 Task
Cognition-centric		
World Knowledge Anchored Generation		
1.1	Specified Entity and Event Generation	Concrete Entity Generation [Location] (1.1.1) Concrete Entity Generation [Natural Entities] (1.1.2) Concrete Entity Generation [Artificial Entities] (1.1.3)
1.2		Societal Role & Event Generation [Social Activities] (1.2.1) Societal Role & Event Generation [Historical Event] (1.2.2) Societal Role & Event Generation [Social Roles] (1.2.3)
1.3		Recognized Symbols and Expressions Generation
1.4	Symbol and Sign Generation [Special Script] (1.4.1) Symbol and Sign Generation [Brand Logos] (1.4.2) Symbol and Sign Generation [Rule Signs] (1.4.3)	
Situational Reasoning Generation		
2.1	Context-Driven Implicit Semantic Reasoning	Conversation Image Inference
2.2		Cross View Consistency Editing
2.3		Image Completion Reasoning
2.4		Human Action Prediction
2.5		Reference-guided Structural Image Generation
2.6		Instruction Translation Generation
2.7	Commonsensual State Inference	Relative Time Prediction
2.8		Specific Timepoint Prediction
2.9		Infer Reason from Outcome
2.10		Infer Outcome according to Visual Textual Reason

Table 2: Multi-Level Task Taxonomy of OmniGenBench.

Task ID	Level 3 Task	Level 4 Task
2.11		Infer Outcome according to Textual Reason
Spatial Reasoning Generation		
3.1	3D Spatial Reasoning	2D-to-3D Spatial Scene Generation
3.2		Multi-view Composition
3.3		Scene Viewpoint Transformation
3.4		Object Viewpoint Transformation
3.5		Physically Plausible Scene Generation
3.6		2D-3D Hybrid Subject Driven Generation
3.7	2D Spatial Reasoning	2D Puzzle Solving
3.8		Angle to Polygon Construction
3.9		Side Length to Polygon Construction
3.10		Geometric Structure Drawing
STEM-Driven Reasoning Generation		
4.1	Principle and Procedural Knowledge Visualization	Natural & Life Sciences Concept and Law Visualization
4.2		Natural & Life Sciences Reaction and Law Visualization
4.3		Mathematical Function Graph Generation
4.4		Rules and Procedures Visualization
4.5	Information Diagramming	Statistical Chart Generation
4.6		Causal Chain Diagramming
4.7		Hierarchical Structure Diagramming
4.8		Social Relationship Network Diagramming
4.9		Reference-guided Structural Image Generation
4.10		Timeline Diagramming
4.11		Table Generation
4.12	Formal Analytical Reasoning	Graph Problem Solving
4.13		Mathematical Reasoning and Visualization
4.14		Step-by-Step STEM Problem Solving
Perception-centric		
Appearance Compliance Generation		
5.1	Text Rendering	Typeface Rendering
5.2		STEM Formula Generation
5.3		Academic Document Generation
5.4		Scene Text Generation in Multiple Languages
5.5		Poster Generation in Multiple Languages
5.6	Controlled Visuals Generation	Object Instance Count Control Generation
5.7		Action Cardinality Control Generation
5.8		Multi-Object Generation with Attribute Diversity
5.9		Relational Spatial Positioning Composition
5.10		Absolute Spatial Positioning Generation
Dynamics Consistency Generation		
6.1		Virtual Try-on

Table 2: Multi-Level Task Taxonomy of OmniGenBench.

Task ID	Level 3 Task	Level 4 Task
6.2	Subject-driven Generation	Interior Layout Generation
6.3		Human Portrait Generation
6.4		Multi-Concept Customization
6.5	Story Generation	Narrative-to-Comic Generation
6.6	Fine-grained Image Editing	Fine-grained Image Editing – Addition
6.7		Fine-grained Image Editing – Removal
6.8		Fine-grained Image Editing – Replacement

Instruction & Input Image		SeedDream 3	FLUX 1.1	Gemini-2.0	GPT-4o-Native
Task 1.1.1 Concrete Entity Generation(Locations)	Generate an image of Dutch windmill village.				
Task 1.1.2 Concrete Entity Generation(Natural Entities)	Generate an image of a protea flower.				
Task 1.1.3 Concrete Entity Generation(Artificial Entities)	Generate an image of a coin-operated vending machine.				
Task 1.2.1 Societal Role & Event Generation(Social Activities)	Generate an image depicting a bachelor/bachelorette party.				
Task 1.2.2 Societal Role & Event Generation(Historical Event)	Generate an image depicting the Storming of the Bastille.				
Task 1.2.3 Societal Role & Event Generation(Social Roles)	Generate an image of a congressman giving a speech in session.				
Task 1.3.1 Human Pose & Gesture Generation(Hand Gestures)	Generate an image of the hand gesture for 'I love you' in American Sign Language (ASL), clearly depicted with detailed hand positioning and natural lighting.				
Task 1.3.2 Human Pose & Gesture Generation(Single Pose)	Generate a realistic image of a person in a martial arts horse stance. The scene should resemble a training hall or open ground.				

Figure 7: Examples of tasks from the **World Knowledge Anchored Generation** section, along with the corresponding outputs generated by different models for qualitative comparison.

















Instruction & Input Image		SeedDream 3	FLUX 1.1	Gemini-2.0	GPT-4o-Native
Task 1.3.3 Human Pose & Gesture Generation(Multiple Poses)	Generate a realistic image of two people performing mirrored partner yoga poses, facing each other or back-to-back, showing symmetrical balance and extended stretches. Use a clean or minimal yoga studio background.				
Task 1.4.1 Symbol and Sign Generation(Special Script)	Generate an image showing the symbol for the letter 'm' in vancient Egyptian hieroglyphs.				
Task 1.4.2 Symbol and Sign Generation(Brand Logos)	Generate an image of a T-shirt with the Red Bull logo across the chest.				
Task 1.4.3 Symbol and Sign Generation(Rule Signs)	Generate an image of a no overtaking sign.				

Figure 8: Examples of tasks from the **World Knowledge Anchored Generation** section, along with the corresponding outputs generated by different models for qualitative comparison.

Instruction & Input Image		SeedDream 3	FLUX 1.1	Gemini-2.0	GPT-4o-Native
Task 2.1 Conversation Image Inference In the following conversation, one of the speakers refers to an image they are sharing. Please provide the image that would have been sent in that moment:- A: "I've been trying out some new recipes lately."- B: "That's great! What did you cook?"- A: "I made a creamy mushroom garlic pasta."- A: "[Image]"- B: "Mmm, it looks delicious! But... why are there no mushrooms?" Please generate the image that the speaker is referring to at the indicated point in the dialogue. The image should be consistent with the context and descriptions in the conversation. Pay attention to the visual perspective.					 CREAMY MUSHROOM GARLIC PASTA
Task 2.2 Cross View Consistency Editing The first, second and third images all come from the same scene but are captured from different viewpoints and at different moments in time. The first and second images share the same viewpoint and show the state before and after a certain change, respectively. The third image shows the state before the change but from a different viewpoint. Please generate an image that shows the same viewpoint as the third image, but reflects the state after the change, in a way that is consistent with the transformation shown between the first and second images.		Not applicable	Not applicable		
Task 2.3 Image Completion Reasoning The following image shows a road sign, but part of the sign's icon is missing. Based on the surrounding content in the image, complete the missing portion of the sign at the location marked by red box. Do not include the red box in the generated image.		Not applicable			
Task 2.4 Human Action Prediction Please draw the next action of the person in the image.		Not applicable			
Task 2.5 Reference-guided Structural Image Generation Use the first image as the business card template and the second image as the company logo. Fill in the following information and generate the completed business card: 1. Name and Title Liam Bennett Senior Product Designer 2. Contact Numbers +1-310-987-6543 +1-310-987-6544 3. Address 501 Sunset Blvd., Los Angeles, CA 90028 4. Website and Email www.creativeline.design liam@creativeline.design		Not applicable	Not applicable		
Task 2.6 Instruction Translation Generation Please translate the English manual shown in the image below into French.		Not applicable			

Figure 9: Examples of tasks from the **Situational Reasoning Generation** section, along with the corresponding outputs generated by different models for qualitative comparison.





















Instruction & Input Image		SeedDream 3	FLUX 1.1	Gemini-2.0	GPT-4o-Native
Task 2.7 Relative Time Prediction	<p>Based on the given image, generate an image showing its state fifteen days later.</p>  <p>The given image</p>	Not applicable			
Task 2.8 Specific Timepoint Prediction	<p>Based on the given image, draw its state at the specified point in time: Please generate an image showing the dog in the year 2020. It is known that the image shows it in 2015, and it was born in 2015.</p>  <p>The given image</p>	Not applicable			
Task 2.9 Infer Reason from Outcome	<p>Please draw the cause of this outcome.</p>  <p>The given image</p>	Not applicable			
Task 2.10 Infer Outcome according to Visual Reason	<p>For the given image of image1, if the event described by image2 happens, please illustrate how the objects and environment in the image1 would naturally change.</p>  <p>The given image1</p>  <p>The given image2</p>	Not applicable	Not applicable		
Task 2.11 Infer Outcome according to Textual Reason	<p>For the given image, if the object in the image continues to boil for a very long time, please draw a picture to show how the scene would naturally change as a result.</p>  <p>The given image</p>	Not applicable			

Figure 10: Examples of tasks from the **Situational Reasoning Generation** section, along with the corresponding outputs generated by different models for qualitative comparison.

Instruction & Input Image		SeedDream 3	FLUX 1.1	Gemini-2.0	GPT-4o-Native
Task 3.1 2D-to-3D Spatial Scene Generation Generate a realistic interior scene image based on the 2D floor plan shown in the given image. Use the floor plan layout to reconstruct the space, including room shapes, walls, furniture placements, and overall structure, ensuring the final image accurately reflects the spatial configuration.  The given image		Not applicable			
Task 3.2 Multi-view Composition The two given images(Image 1 and Image 2)show different parts of the same scene.Please merge them into a single coherent image that combines both views.  The given image1 The given image2		Not applicable	Not applicable		
Task 3.3 Scene Viewpoint Transformation Generate an image showing the viewpoint after the photographer has walked onto the road on the left, based on the given image.  The given image		Not applicable			
Task 3.4 Object Viewpoint Transformation Generate an image showing a rear view of the object depicted in the given image.  The given image		Not applicable			
Task 3.5 Physically Plausible Scene Generation Generate an image of an office photographed from the hallway. The right side of the frame features a full glass wall of a meeting room, where someone is presenting a PowerPoint using a projector. The slide content is as follows: Slide Title: User Retention Insights Bullet Points: - 7-day retention ↑ from 35% → 47% - Key driver: in-app onboarding flow - Most active cohort: Gen Z (18-24) - Retention gap in Android users - Action item: A/B test notifications The left side of the image shows a window, through which a cityscape at dusk is visible.		Not applicable			
Task 3.6 2D-3D Hybrid Subject-driven Generation The following presents Figure 1 and Figure 2. Please place the 2D character from Figure 2 into the scene of Figure 1, preserving the character's original features. Generate a seamlessly blended image where the overall composition appears natural and visually harmonious.  Figure 1  Figure 2		Not applicable	Not applicable		
Task 3.7 2D Puzzle Solving Generate a completed jigsaw puzzle image based on the partially assembled puzzle shown in the given image. The original image includes several connected puzzle pieces and some unplaced fragments. Complete the puzzle by logically fitting the remaining pieces while maintaining consistency in pattern, color, and structure. Ensure the final image appears natural and seamless, with no visible errors along the puzzle edges.  The given image		Not applicable			

Figure 11: Examples of tasks from the **Spatial Reasoning Generation** section, along with the corresponding outputs generated by different models for qualitative comparison.


Instruction & Input Image		SeedDream 3	FLUX 1.1	Gemini-2.0	GPT-4o-Native
Task 3.8 Angle to Polygon Construction	Generate an image of a triangle with interior angles of 90° , 45° , and 45° , listed in clockwise order.				
Task 3.9 Side Length to Polygon Construction	Generate an image of a polygon with side lengths of 4, 5, 4, and 5, listed in clockwise order.				
Task 3.10 Geometric Structure Drawing	Generate an image by drawing two diagonals within the given rectangle, and then using their intersection point as the center to draw an inscribed circle inside the rectangle.  The given image	Not applicable			

Figure 12: Examples of tasks from the **Spatial Reasoning Generation** section, along with the corresponding outputs generated by different models for qualitative comparison.





Figure 13: Examples of tasks from the **STEM-Driven Reasoning Generation** section, along with the corresponding outputs generated by different models for qualitative comparison.



Task 4.11 Graph Problem Solving

As shown in the figure 1, given the adjacency list of a graph:

Node 1: [2]
Node 2: [1, 3]
Node 3: [2]
Node 4: [5]
Node 5: [4]

visualize the two connected components clearly and separately

The given image

SeedDream 3

Not applicable

FLUX 1.1

Gemini-2.0

GPT-4o-Native

Task 4.12 Mathematical Reasoning and Visualization

Identify and highlight the inflection points of the function shown in the image.

The given image

SeedDream 3

Not applicable

FLUX 1.1

Gemini-2.0

GPT-4o-Native

Figure 14: Examples of tasks from the **STEM-Driven Reasoning Generation** section, along with the corresponding outputs generated by different models for qualitative comparison.

Task 4.13 Step-by-Step STEM Problem Solving

Problem:

A car accelerates uniformly from rest to a speed of 20 m/s in 10 seconds. Find the acceleration and the total distance traveled.




Figure 15: Examples of tasks from the **STEM-Driven Reasoning Generation** section, along with the corresponding outputs generated by different models for qualitative comparison.






<div>Instruction & Input Image</div>	SeedDream 3	FLUX 1.1	Gemini-2.0	GPT-4o-Native
<div>Task 5.1 Typeface Rendering</div> <div>Generate an image showing the proverb 'Never too old to learn, never too late to turn' rendered in the Engravers MT font.</div>				
<div>Task 5.2 STEM Formula Generation</div> <div>Generate an image of the formula for Newton-Leibniz Formula (int_a^b f(x).dx = F(b) - F(a)) in Fundamental Theorem of Calculus, clearly typeset in a mathematical style on a white background.</div>				
<div>Task 5.3 Academic Document Generation</div> <div>Generate a professional PDF document for an academic research paper titled "Attention Is All You Need", following standard academic formatting (e.g., APA or IEEE style). The document should include the following sections with high-quality, research-level content:</div> <div>Title: Attention Is All You Need</div> <div>Abstract:The dominant sequence transduction models are based on complex recurrent or convolutional neural networks that include an encoder and a decoder. The best performing models also connect the encoder and decoder through an attention mechanism. We propose a new simple network architecture, the Transformer, based solely on attention mechanisms, dispensing with recurrence and convolutions entirely. Experiments on two machine translation tasks show these models to be superior in quality while being more parallelizable and requiring significantly less time to train. Our model achieves 28.4 BLEU on the WMT 2014 English-to-German translation task, improving over the existing best results, including ensembles, by over 2 BLEU. On the WMT 2014 English-to-French translation task, our model establishes a new single-model state-of-the-art BLEU score of 41.0 after training for 3.5 days on eight GPUs,a small fraction of the training costs of the best models from the literature.</div>				
<div>Task 5.4 Scene Text Generation in Multiple Languages</div> <div>Create a photorealistic image of the interior of a cozy, modern coffee shop during a busy morning. Behind the counter is a large blackboard wall filled with hand-drawn chalk menus. The menu area is visually busy but legible, containing realistic and varied listings, such as:</div> <div>'Espresso – \$3', 'Oat Milk Latte – \$5.50', 'Pumpkin Cold Brew – \$4.75', 'Breakfast Burrito (V) – \$6.25', 'Bagel + Cream Cheese – \$3.25', 'Add a shot – \$0.75', 'Ask about our rotating single-origin beans!', 'No WiFi —Talk to Each Other!', 'Punch Cards Available—Your 10th Drink is Free', 'Try our Limited-Time Toasted Marshmallow Mocha', 'Barista's Pick ⇌ Today: Cardamom Cappuccino'. Make sure no text repeats. The chalkboard has sections, small illustrations (coffee cups, beans), and handwriting that varies between neat and scribbled. In the foreground, a man and woman stand side-by-side, squinting at the menu. The man holds a wallet, and the woman is holding a dog leash (the dog is slightly off-frame). Their heads are tilted up toward the chalkboard as they read. The composition from background to foreground is: chalkboard wall + counter + barista blurred mid-motion → customers. Characters should be clearly in focus and closest to camera.</div>				
<div>Task 5.5 Poster Generation in Multiple Languages</div> <div>Please generate a poster that follows the description below:</div> <div>The promotional poster is designed in a warm, modern cartoon style with the title "Back to School Bundle." The scene shows a student character standing beside a full backpack, surrounded by notebooks, colorful pens, snacks, and a calendar marked "September." In the background is a classroom chalkboard with subtle doodles and motivational quotes. The dominant colors are orange and teal, with accents of beige and soft red. The overall tone is youthful, energetic, and cozy—perfect for a back-to-school promotion. The title is centered at the top in bold white chalk-style lettering.</div> <div>Poster text (in French):</div> <div>- Prépare-toi pour une nouvelle année !</div> <div>- 5 essentiels pour moins de 5 €.</div> <div>- Les indispensables des étudiants</div> <div>- Promotions à durée limitée</div>	<div>Not applicable</div>			

Figure 16: Examples of tasks from the **Appearance Compliance Generation** section, along with the corresponding outputs generated by different models for qualitative comparison.





















Instruction & Input Image Task 5.9 Object Instance Count Control Generation	SeedDream 3	FLUX 1.1	Gemini-2.0	GPT-4o-Native
<p>Generate an image of a market scene. There is a fruit stall with 6 watermelons piled on it, 12 apples placed next to them, and 3 oranges scattered on the ground. Two customers are picking fruit.</p>				
Task 5.7 Action Cardinality Control Generation <p>Generate an image showing 6 horses. 3 horses are running, 2 are grazing, and 1 is drinking water.</p>				
Task 5.8 Multi-object Attribute Diversity Generation <p>Generate an image that includes the following 9 distinct objects, each clearly visible and placed naturally within the scene. Do not arrange them in a grid—composition should feel organic. Here is the list:</p> <ol style="list-style-type: none"> 1. a red backpack with a sunflower sticking out of the side pocket 2. a blue umbrella with white clouds printed on the canopy 3. a chocolate cake with five lit candles 4. a green rubber duck wearing sunglasses 5. a silver keychain in the shape of a dolphin 6. a yellow alarm clock showing 7:00 7. a purple skateboard with flame decals 8. a pink envelope sealed with a heart sticker 9. a brown teddy bear holding a tiny book 				
Task 5.10 Relational Scene Composition <p>Generate an image of a workspace tabletop with the following items:</p> <p>A black laptop in the center, with a spreadsheet open on the screen</p> <p>A gray mouse on the left side of the laptop. A green notebook near the table corner, with a yellow sticky note on the cover that says "To Do Today"</p> <p>A white ceramic mug on the right of the laptop, filled with light brown liquid and releasing steam. A pair of black-rimmed glasses resting on the top-right corner of the laptop with arms unfolded.</p>				
Task 5.11 Absolute Spatial Positioning Generation <p>Please create a scene where a lighthouse appears in the top-right corner, waves are visible in the bottom half, and a boat is located near the center of the image.</p>				

Figure 17: Examples of tasks from the **Appearance Compliance Generation** section, along with the corresponding outputs generated by different models for qualitative comparison.


















Instruction & Input Image		SeedDream 3	FLUX 1.1	Gemini-2.0	GPT-4o-Native
<p>Task 6.1 Virtual Try-on</p> <p>Here are three images. Please complete the outfit and hairstyle transfer task as follows: Replace the clothing of the person in the first image with the outfit from the second image, and change their hairstyle and hair color to match the person in the third image, while preserving the facial features and body shape of the person in the first image.</p> <div>    </div> <p>The first image The second image The third image</p>		Not applicable	Not applicable		
<p>Task 6.2 Interior Layout Generation</p> <p>Here are Figure 1 and Figure 2. Add the table lamp from Figure 2 to the coffee table in Figure 1.</p> <div>   </div> <p>The Figure1 The Figure2</p>		Not applicable	Not applicable		
<p>Task 6.3 Human Portrait Generation</p> <p>Here are Image 1 and Image 2. Given an image of a man (Image 1), and an image of a quadcopter drone (Image 2), generate a scene where the man is repairing the drone at a workbench. He should be using tools to adjust the drone's internal parts. Some small components are scattered nearby.</p> <div>   </div> <p>The Image 1 The Image 2</p>		Not applicable	Not applicable		
<p>Task 6.4 Multi-Concept Customization</p> <p>Here are Figure 1 and Figure 2. Given Figure 1 and Figure 2, generate a single image that combines the objects shown in both figures. The objects should be arranged naturally in the same scene, without altering their form. Make sure the composition is coherent and all elements from Figure 1 and Figure 2 are clearly visible.</p> <div>   </div> <p>The Figure 1 The Figure 2</p>		Not applicable	Not applicable		

Figure 18: Examples of tasks from the **Dynamics Consistency Generation** section, along with the corresponding outputs generated by different models for qualitative comparison.

















Instruction & Input Image		SeedDream 3	FLUX 1.1	Gemini-2.0	GPT-4o-Native
Task 6.5 Narrative-to-Comic Generation Make an image of a four-panel strip, with some padding around the border: A wizard in full robes and a glowing staff sits nervously across from a modern-day office interviewer in a glass-walled room. Close-up on the interviewer, flipping through the wizard's résumé. "It says here you once turned a mountain into a frog?" The wizard nods proudly. "It didn't ribbit at first, but I sorted that out." Final panel: The interviewer looks impressed. "Okay... you're hired. IT department. They need someone who can handle curses."					
Task 6.6 Fine-grained Image Editing – Addition Add a person sitting on the white sofa, holding a coffee mug.  The Given Image		Not applicable			
Task 6.7 Fine-grained Image Editing – Removal Remove the chair and a set of dishes by the window.  The Given Image		Not applicable			
Task 6.8 Fine-grained Image Editing – Replacement Change the color of the sign above to a yellow theme.  The Given Image		Not applicable			

Figure 19: Examples of tasks from the **Dynamics Consistency Generation** section, along with the corresponding outputs generated by different models for qualitative comparison.