

LogicCat: A Chain-of-Thought Text-to-SQL Benchmark for Complex Reasoning

Tao Liu^{1*}, Xutao Mao^{2*}, Hongying Zan^{1†}, Dixuan Zhang¹, Yifan Li¹, Haixin Liu¹, Lulu Kong¹, Jiaming Hou¹, Rui Li¹, YunLong Li¹, Aoze Zheng¹, Zhiqiang Zhang¹, Zhewei Luo¹, Kunli Zhang¹, Min Peng³

¹Zhengzhou University, ²Vanderbilt University, ³Wuhan University

taoliu01@zzu.edu.cn, xutao.mao@vanderbilt.edu, iehyzan@zzu.edu.cn,

Abstract

Text-to-SQL is a critical task in natural language processing that aims to transform natural language questions into accurate and executable SQL queries. In real-world scenarios, these reasoning tasks are often accompanied by complex mathematical computations, domain knowledge, and hypothetical reasoning scenarios. However, existing large-scale Text-to-SQL datasets typically focus on business logic and task logic, neglecting critical factors such as vertical domain knowledge, complex mathematical reasoning, and hypothetical reasoning, which are essential for realistically reflecting the reasoning demands in practical applications and completing data querying and analysis. To bridge this gap, we introduce LogicCat, the first Text-to-SQL benchmark dataset specifically designed for complex reasoning and chain-of-thought parsing, encompassing physics, arithmetic, commonsense, and hypothetical reasoning scenarios. LogicCat comprises 4,038 English questions paired 12,114 detailed chain-of-thought reasoning steps, spanning 45 databases across diverse domains, significantly surpassing existing datasets in complexity. Experimental results demonstrate that LogicCat substantially increases the task difficulty for current state-of-the-art models to at most 33.20% execution accuracy, indicating that this task remains exceptionally challenging. The advancement of LogicCat represents a crucial step toward developing systems suitable for real-world enterprise data analysis and autonomous query generation.

1 Introduction

Text-to-SQL is a fundamental task in natural language processing that transforms natural language questions into meaningful and executable SQL queries, enabling intuitive interaction with databases (Zelle and Mooney 1996; Yu et al. 2018a; Lei et al. 2025). Recent advances in large language models (LLMs) have driven significant progress in Text-to-SQL, with state-of-the-art approaches—such as CHASE-SQL (Pourreza et al. 2025a), XiYan-SQL (Gao et al. 2025), Reasoning-SQL 14B (Pourreza et al. 2025b), and OpenSearch-SQL (Xie et al. 2025)—achieving over 70% execution accuracy on the BIRD (Li et al. 2024a) dataset and surpassing 86% on Spider (Cao et al. 2021).

Copyright © 2026, Association for the Advancement of Artificial Intelligence (www.aaai.org). All rights reserved.

* Equal contribution.

† Corresponding author. Email: iehyzan@zzu.edu.cn

Existing text-to-SQL benchmarks cannot robustly measure the multi-step logical and mathematical reasoning required for real-world applications, thereby failing to expose the limitations of modern models (Zheng, Lapata, and Pan 2024). This is a significant oversight, as database queries in domains like finance, science, and business intelligence frequently demand complex, chained computations such as calculating compound interest or applying physics formulas (Shi et al. 2024). The limitations of current datasets are stark: Spider intentionally excludes mathematical queries (Yu et al. 2018a); BIRD lacks support for the indirect and implicit computations common in analytics (Wretblad et al. 2024); and Archer suffers from incomplete schemas that make advanced reasoning tasks impossible (Zheng, Lapata, and Pan 2024). Collectively, while these benchmarks are useful for evaluating SQL parsing and execution, they neglect the deep computational and logical deduction that is essential for practical, real-world use cases (Hong et al. 2025).

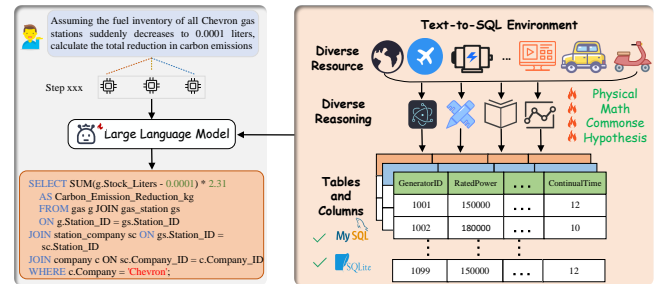


Figure 1: LogicCat evaluates LLMs on text-to-SQL with multi-domain knowledge and reasoning, including chain-of-thought tasks in physics, mathematics, commonsense, and hypothetical scenarios.

To address this critical gap, we introduce LogicCat, a cross-domain benchmark designed to evaluate complex mathematical and logical reasoning in text-to-SQL models. Figure 1 features databases enriched with physical, mathematical, and commonsense knowledge, requiring models to integrate external knowledge with multi-step logical deduction. Our benchmark provides detailed chain-of-thought an-

notations that decompose complex reasoning processes into explicit steps, enabling rigorous evaluation of model reasoning capabilities. LogicCat closes the critical gap by introducing richly annotated, reasoning-intensive SQL tasks that explicitly require and evaluate intermediate logical deductions and mathematical computations, revealing and addressing the true limits of Text-to-SQL capabilities. Extensive experiments demonstrate LogicCat’s exceptional difficulty: even top-performing models, such as SQLCoder (Defog AI 2024), that achieve high execution accuracy on Spider and BIRD reach execution accuracies below 20% on our benchmark. Remarkably, with difficulty increases, the performance degrades dramatically to only at most 14.96% execution accuracy, underscoring the critical challenges in mathematical reasoning and multi-step logical deduction that current models face. These results highlight significant opportunities for advancing robust text-to-SQL systems capable of handling real-world reasoning demands.

In summary, our contributions are as follows:

- We introduce LogicCat, a novel and challenging text-to-SQL benchmark that emphasizes complex multi-step reasoning, chain-of-thought annotation, and a wide range of cross-domain scenarios involving physical and mathematical knowledge. LogicCat spanning 45 domains and 4,038 question with 12,144 chain-of-thought annotations. LogicCat fills a critical gap by addressing physical knowledge, deep mathematical logic, and ideal hypothetical reasoning within the text-to-SQL landscape.
- We conduct a comprehensive evaluation of state-of-the-art large language models and text-to-SQL methods on LogicCat. The highest Text-to-SQL method achieves only 33.20% overall execution accuracy. Our results provide new insights and directions for advancing robust, reasoning-driven Text-to-SQL systems.

2 Related Work

Early widely used datasets such as WikiSQL (Yavuz et al. 2018), Spider (Yu et al. 2018b), CoSQL (Yu et al. 2019a), and Sparc (Yu et al. 2019b) have laid the foundation for text-to-SQL research. Companion datasets CoSQL and Sparc share similar limitations, in part due to early reliance on exact match (EM) metrics (Qin et al. 2022). The Spider dataset, now the standard cross-domain benchmark, was introduced to better represent realistic queries, but intentionally excludes questions requiring external knowledge such as commonsense reasoning and mathematical computation.

Later datasets like DuSQL (Wang et al. 2020) and KnowSQL (Dou et al. 2023) introduced mathematical and external knowledge questions, but remain syntactically constrained due to automatic generation. KaggleDBQA (Lee, Polozov, and Richardson 2021) and SQL-Eval (Lan et al. 2023) shift the focus to real-world schemas and execution-based evaluation, reflecting user diversity and database complexity. BIRD (Li et al. 2024a) further expands the challenge with large-scale, industry-grade, real-world queries. Recent benchmarks like Spider 2.0 (Lei et al. 2025) increase SQL complexity with multi-table, nested, and window queries, and NL2GQL (Zhou et al. 2024) explores graph queries for

knowledge graph applications. Archer (Zheng, Lapata, and Pan 2024) specifically addresses complex reasoning, offering a high-quality, human-verified set of SQL execution results. However, Archer’s small size and the implicit referencing of tables and fields limit its effectiveness in guiding LLMs toward robust reasoning.

3 Benchmark Setup

This section details the construction and composition of LogicCat (shown in Figure 2), outlining the data construction and quality control protocol, followed by an analysis of reasoning types, difficulty levels, and overall dataset complexity.

3.1 Data Construction and Quality Control

LogicCat’s development required a rigorous 800-person-hour effort from 12 doctoral students with SQL expertise, structured across three key phases: database and question creation, human annotation, and quality control.

Table 1 presents weekly annotation statistics across four reasoning categories over five weeks. The dataset contains 4,038 annotations after revision, with Physical Knowledge (1,142) and Mathematical Logic (1,087) comprising the largest categories. Weekly production varied from 474 to 1,481 annotations, with peak activity in Week 4. Quality control significantly improved VES (Valid Executable SQL) accuracy from 72.68% initially to 95.05% post-revision, demonstrating effective syntactic validation across all reasoning categories.

Category	W1	W2	W3	W4	W5	Overall
Physical Know.	170	174	272	383	143	1,142
Math. Logic	170	172	282	367	96	1,087
Common Sense	170	172	261	362	97	1,062
Ideal Hypo.	170	150	261	369	138	1,073
No Rev. Overall	680	668	1,076	1,481	474	4,379
No Rev. VES (%)	67.7	71.45	70.32	69.28	79.68	72.68
After Rev. Overall	620	618	986	1,361	453	4,038
After Rev. VES (%)	95.7	96.45	95.32	94.28	98.18	95.05

Table 1: Weekly annotation statistics and VES accuracy across reasoning categories. VES assesses the model’s ability to generate syntactically correct SQL, regardless of result correctness.

Database and Question Creation We curated a diverse set of databases by selecting and enhancing three databases (`air_conditioner`, `AirCraft`, and `architect`) from established benchmarks like Spider and BIRD, enriching them with fields requiring physical knowledge and complex mathematical logic. We incorporated four databases from the Archer benchmark and constructed 38 new databases, resulting in 45 distinct domains as shown in Figure 3.

Two doctoral students generated 75–100 questions per database, adhering to strict guidelines:

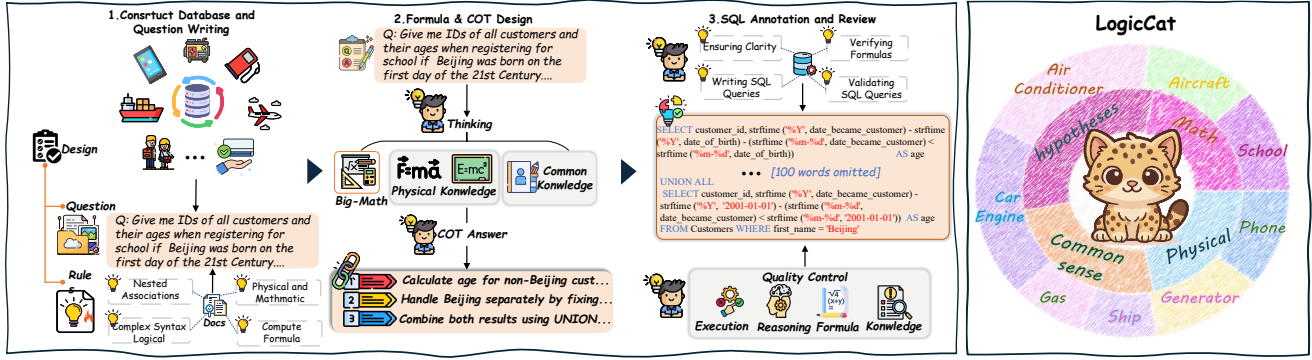


Figure 2: Overview of LogicCat benchmarking pipeline. Our pipeline includes three main parts: (1) database and question construction; (2) Formula and Chain-of-Thought design; (3) SQL Annotation, review and quality control.

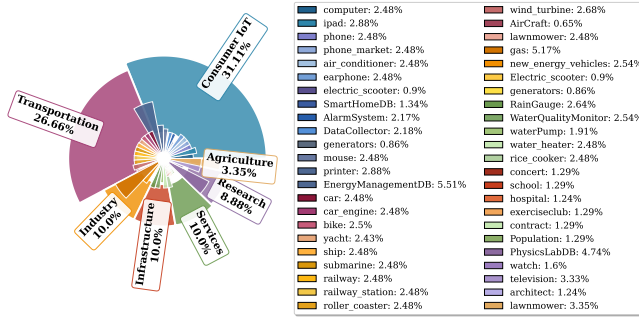


Figure 3: The LogicCat database domain distribution across 45 distinct domains. The chart illustrates a broad coverage of real-world scenarios, grouped into seven high-level categories. Consumer IoT (31.11%) and Transportation (26.66%) represent the largest shares, ensuring the benchmark thoroughly tests models on a diverse set of schemas and concepts.

- **Mathematical Reasoning:** At least 40% of questions involve explicit arithmetic operations (addition, subtraction, multiplication, division).
- **Physical Knowledge:** Questions integrate physics principles and formulas, leveraging annotators' engineering backgrounds.
- **Commonsense Reasoning:** Annotators incorporated real-world knowledge where applicable.
- **Hypothetical Reasoning:** At least 25% of questions pose hypothetical scenarios.
- **SQL Complexity:** Questions necessitate advanced SQL syntax including GROUP BY, ORDER BY, and multi-table JOINS.

All questions were initially composed in Chinese to facilitate precise quality control before professional translation into English.

Human Annotation and Review To ensure high-quality annotations, we employed a multi-stage process involving

both specialists and automated tools. For each question, two graduate students in physics and two in mathematics designed corresponding formulas and reasoning logic. For complex cases, we utilized models such as GPT-4 (OpenAI et al. 2024) and Claude-3 (Enis and Hopkins 2024) to decompose problems into multi-step Chain-of-Thought formats, improving annotation accuracy and providing clear reasoning steps for evaluation.

The five-week annotation process, summarized in Table 1, included regular review and feedback from five experienced industry engineers. The team invested approximately 500 person-hours, producing 4,379 initial SQL queries with a correctness rate of 72.68%. After iterative review and refinement by both engineers and annotators, the final dataset comprised 4,038 high-quality SQL queries, achieving an execution accuracy of 95.05%.

Quality Control We implemented a rigorous, multi-layered review process to ensure dataset quality. Initially, student-written SQL queries achieved a VES accuracy of 72.68%. To improve this, we enlisted five senior engineers, each with 5–10 years of industry experience, to proofread and correct the annotated SQL queries. This expert review process contributed an additional 200 person-hours to the project, with disagreements between initial annotators and expert reviewers resolved through consensus-based discussions.

A final comprehensive review was conducted by experienced annotators, focusing on refining ambiguous or particularly challenging examples. Automated scripts confirmed the executability of all queries. Following this meticulous process, the final dataset of 4,038 question-SQL pairs achieved an improved execution success rate of 95.05%.

3.2 Reasoning Type Analysis

LogicCat is designed to evaluate four distinct types of reasoning critical for advanced Text-to-SQL systems:

- **Physical Knowledge Reasoning:** Present in 35.0% of questions, this category targets complex problems requiring physics formula application and unit-aware calcula-

tions. These examples test an LLM’s ability to interpret and apply fundamental physical principles in multi-step reasoning contexts.

- **Mathematical Logic Reasoning:** The most prevalent type, with nearly all questions (78%) incorporating arithmetic reasoning and logical thinking to solve mathematical problems. These questions are characterized by high computational step density.
- **Common Sense Reasoning:** Required for 59.0% of questions, this reasoning type assesses the ability to make inferences based on implicit, real-world knowledge. Models must comprehend database context, infer missing details, and generate logical steps to construct accurate queries.
- **Ideal Hypothetical Reasoning:** Found in 25.0% of questions, this category challenges models through counterfactual and imaginative thinking. It requires models to infer and conceptualize unseen scenarios based on observed facts and hypothetical assumptions.

Unlike previous Text-to-SQL datasets, which seldom venture beyond basic retrieval (Lei et al. 2025; Li et al. 2024b), LogicCat’s multi-reasoning focus introduces a comprehensive and challenging evaluation standard.

3.3 Difficulty and Complexity Analysis

LogicCat contains 4,038 question-SQL pairs across 45 databases. On average, each database contains 5.71 tables and 61.07 columns. The dataset exhibits high mathematical complexity, with arithmetic operators (addition, subtraction, multiplication, and division) appearing 17,869 times total.

We classify question-SQL pair difficulty based on SQL token length and the number of symbolic arithmetic operators, as detailed in Table 2. This classification yields 35.73% easy questions, 46.97% medium difficulty, and 17.28% hard questions.

As shown in Table 3, LogicCat demonstrates significantly higher complexity compared to other prominent Text-to-SQL benchmarks. With an average question length of 45.43 tokens, it demands deeper natural language understanding. More importantly, it far surpasses other datasets in arithmetic operation density, averaging 4.42 operators per query. The average LogicCat query joins 3.1 tables, indicating high prevalence of multi-table data integration requirements. This structural and mathematical complexity, combined with diverse reasoning requirements, establishes LogicCat as a challenging new benchmark for the Text-to-SQL field.

Diffi.	Tokens	Symbol.	Nums Count
Easy	< 30	< 5	1,443
Medium	$30 \leq T < 70$	$5 \leq N < 7$	1,897
Hard	$T \geq 70$	$N \geq 7$	698

Table 2: Distribution of difficulty levels in LogicCat based on SQL token length (T) and number of symbolic arithmetic operators (N).

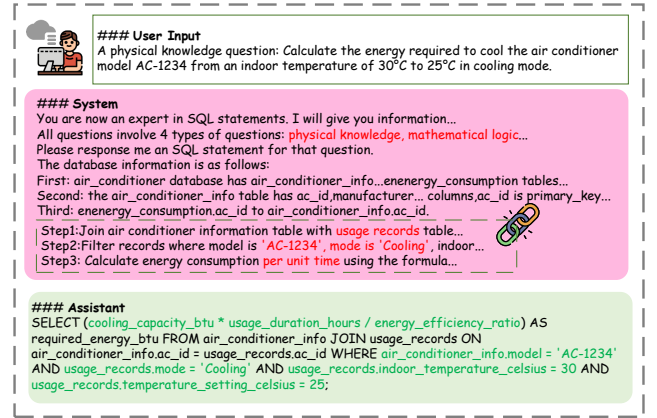


Figure 4: An illustration of the prompting template used in the LogicCat benchmark. The template provides the model with a user query requiring physical knowledge, detailed database schema information, and a high-level reasoning plan including the necessary formula. This structured prompt guides the model to synthesize these elements into a single, complex SQL statement.

4 Experiments

4.1 Experimental Setup

All benchmark evaluations on LogicCat are conducted in a zero-shot setting. For all LLM evaluations, we set the temperature to 0 and the maximum new tokens to 4,096 to ensure deterministic and complete outputs. The standardized prompting template used in our experiments is provided in Figure 4. This figure also emphasizes how step-wise chain-of-thought annotations transform a question into a precise SQL query.

4.2 Models

We evaluate four main categories of models: closed-source general-purpose LLMs, open-source general-purpose LLMs, coder LLMs and specialized Text-to-SQL methods on LogicCat benchmark.

Closed-Source General Purpose Model: We compare several leading proprietary LLMs, including Gemini-2.5-Pro-05-06 (Google Cloud 2025), o3-mini-2025-01-31 (OpenAI 2025c), o4-mini-2025-04-16 (OpenAI 2025c), GPT-4.1-2025-04-14 (OpenAI 2025a), GPT-4o-2024-11-20 (OpenAI 2025b), as well as Claude-3.7-Sonnet-2025-02-19 (Anthropic 2025a) and Claude-4.0-Sonnet-2025-05-14 (Anthropic 2025b).

Open-Source General Purpose Model: We also compare several state-of-the-art open-source LLMs, including Qwen3-235B-A22B (Yang et al. 2025), Qwen2.5-72B-Instruct (Qwen et al. 2025), Deepseek-R1-2025-05-28 (DeepSeek-AI et al. 2025a), Deepseek-V3-2025-03-24 (DeepSeek-AI et al. 2025b), Kimi-Dev-72B (Kimi-Dev Team 2025), and MiniMax-M1-80K (Chen et al. 2025).

Dataset	# Examples	# DB	Avg. SQL	Avg. Fun	Avg. Ops	Avg. Joins	Complex Reasoning
Spider1.0	9,693	166	24.37*	0.0*	0.0*	0.59	×
KaggleDBQA	272	8	13.8*	0.0*	0.0*	0.19	×
BIRD	10,962	80	23.85*	0.4*	0.63	0.93	×
Archer	1,042	20	79.71*	1.87	4.65	1.76	✓
Spider2.0-Lite	547	158	144.5*	6.5*	3.65	4.24	×
LogicCat (Ours)	4,038	45	45.43	2.11	4.42	3.1	✓

Table 3: Comparison of LogicCat with other public Text-to-SQL datasets. LogicCat demonstrates significantly higher complexity across key metrics: average SQL length, functions per query, arithmetic operations, and joins per query. Avg. SQL = average SQL token length; Avg. Fun = average functions; Avg. Ops = average arithmetic operations; Avg. Joins = average table joins; Complex Reasoning indicates support for multi-type reasoning beyond basic retrieval. * represents statistics we cited from (Zheng, Lapata, and Pan 2024) and (Lei et al. 2025).

Open-Source Coder Models: We evaluate several advanced code-centric LLMs, including Qwen3-Coder-480B (Yang et al. 2025), Qwen2.5-Coder-34B (Qwen et al. 2025), and Seed-Coder-8B (Seed et al. 2025), DeepSeek-Coder-V2 (Guo et al. 2024). Their strong code understanding and generation abilities make them especially suitable for complex text-to-SQL and other code synthesis scenarios.

Specialized Text-to-SQL Methods: For comparison, we include several state-of-the-art Text-to-SQL methods that have demonstrated strong performance on benchmarks like BIRD and Spider: (1) **DIN-SQL** (Pourreza and Rafiei 2023): A method that decomposes the problem and uses a dynamic prompt structure; (2) **DAIL-SQL** (Gao et al. 2024): An LLM-based system that integrates schema linking and query generation; (3) **CHESS** (Talaie et al. 2024): Utilizes Locality-Sensitive Hashing (LSH) for efficient in-context example selection; (4) **CHASE-SQL** (Pourreza et al. 2025a): Employs a divide-and-conquer prompting strategy to break down complex questions; and (5) **Xiyan-SQL-32B-2504** (Gao et al. 2025), **SQLCoder-70B** (Defog AI 2024), and **OmniSQL-32B** (Li et al. 2025): tailored for text-to-SQL tasks through extensive domain-specific pre-training and demonstrate strong performance in complex SQL query generation.

4.3 Evaluation Metrics

To ensure clarity and consistency across our analysis, we adopt two primary evaluation metrics from the survey by (Qin et al. 2022):

- **Valid Execution Syntax (VES):** This metric measures the proportion of predicted SQL queries that are syntactically valid and can be executed against the database without raising an error. It assesses the model’s ability to generate syntactically correct SQL, regardless of the result’s correctness.
- **Execution Accuracy (EX):** This is the stricter metric, representing the proportion of predicted SQL queries whose execution results exactly match those of the ground-truth SQL query. This measures the model’s ability to generate a semantically and logically correct query.

Our evaluation script is designed to handle outputs in string, table, or database formats and produces a binary score (1 for a match, 0 otherwise) for each test case.

5 Results and Analysis

5.1 Overall Text-to-SQL Performance

General Purpose LLMs Performance. We first analyze the overall performance of LLMs using our standardized prompting strategy with chain-of-thought (CoT) annotation. As shown in Table 4, closed-source Models perform the best overall—models like GPT-4.1 and Gemini-2.5-Pro achieve leading EX and VES scores, demonstrating strong generalization and reasoning abilities to adapt with LogicCat complex reasoning tasks. Open-source Models generally underperform compared to closed-source ones, with models like Kimi-Dev and MiniMax-M1 showing notable gaps.

Open-Source Coder LLMs Performance. Models such as Qwen3-Coder-480B and Deepseek-Coder-V2-Instruct achieve relatively high EX and VES scores on structured tasks, indicating that task-specific fine-tuning brings clear performance gains, though these models still lag behind the top closed-source models overall.

Specialized Text-to-SQL Methods. The specialized Text-to-SQL methods show notable variance in EX and value VES across different settings. Among all methods, Chess-SQL and CHASE-SQL achieve the best overall EX and lead in VES, indicating strong performance in both answer correctness and value extraction. The Text-to-SQL fine-tuned LLM such as XiYanSQL and OmniSQL shows competitive results but still lag behind CHASE-SQL and Chess-SQL where they employed different strategies such as multi-agent contextual utilization and multi-path reasoning with preference-optimized candidate selection to achieve better performance. Models like DIN-SQL with GPT-4o and SQLCoder-70B report the lowest EX scores 19.28 and 16.11, indicating challenges with harder queries.

5.2 Analysis by Reasoning Type

The left chart in Figure 1 compares model performance across four reasoning categories: Physical, Mathematical, Commonsense, and Hypothetical. All models perform best in Commonsense reasoning, with GPT-4.1, Gemini-2.5-Pro,

Model	Easy		Medium		Hard		Physical		Mathematical		Commonsense		Hypothetical		Overall	
	EX	VES	EX	VES	EX	VES	EX	VES	EX	VES	EX	VES	EX	VES	EX	VES
<i>Closed-Source General Purpose Model</i>																
Gemini-2.5-Pro	35.90	83.54	15.98	61.3	13.51	14.29	24.39	83.03	28.81	69.54	34.69	73.69	28.70	65.46	29.26	71.00
o4-mini	33.84	85.12	15.01	66.32	8.97	15.29	23.08	85.11	30.70	68.62	29.49	76.79	28.26	70.47	27.94	74.72
o3-mini	35.33	84.23	15.81	67.28	14.16	14.27	24.82	83.27	28.18	68.32	34.90	75.77	28.45	70.38	29.80	73.65
GPT-4.1	36.86	89.79	16.04	68.67	14.86	16.32	25.41	86.63	29.57	69.18	35.25	75.00	29.59	74.18	30.06	79.92
GPT-4o	33.95	82.57	15.79	59.16	8.10	14.74	20.90	85.11	27.12	68.62	35.06	72.79	28.34	65.47	28.03	71.08
Claude-4.0-Sonnet	36.44	83.54	15.52	58.68	14.65	15.14	30.70	81.67	31.38	64.31	29.91	73.78	29.59	63.99	29.59	70.28
Claude-3.7-Sonnet	34.75	84.51	15.39	63.88	12.39	12.81	23.67	84.32	29.76	69.74	30.25	74.88	28.26	67.46	29.03	73.07
<i>Open-Source General Purpose Model</i>																
Qwen3-235B-A22B	31.91	82.11	15.27	58.35	10.17	12.99	23.67	79.88	28.25	62.54	28.54	72.44	27.16	63.99	26.94	69.19
Qwen2.5-72B-Instruct	17.48	85.02	13.70	57.38	6.78	10.12	11.48	62.34	17.70	59.16	18.00	68.78	20.32	64.99	18.04	66.11
Deepseek-R1	34.42	83.51	16.04	58.11	10.13	13.22	21.72	80.56	27.31	64.06	35.62	74.66	27.45	67.34	28.17	67.09
Deepseek-V3	28.16	83.12	12.75	65.31	9.21	13.16	19.68	85.57	24.98	66.72	31.56	74.87	26.37	68.13	23.70	72.12
Kimi-Dev-72B	10.06	67.07	3.28	56.78	11.63	12.31	7.82	63.60	6.19	57.18	9.67	59.48	5.47	62.08	7.29	61.62
MiniMax-M1-80K	17.05	73.12	3.02	61.23	8.70	11.62	9.06	61.09	8.13	59.34	12.56	69.78	8.34	65.08	11.30	65.35
<i>Open Coder Model</i>																
Qwen3-Coder-480B	36.59	83.65	14.52	60.45	13.39	14.33	25.64	74.21	30.51	65.23	29.87	78.54	28.07	69.55	28.55	71.34
Qwen2.5-Coder-34B	23.68	81.98	14.75	40.44	10.11	11.33	16.24	62.68	17.22	59.24	20.12	69.34	17.44	68.45	17.09	65.32
Seed-Coder-8B	16.62	85.07	13.12	57.38	4.21	10.85	12.11	72.68	16.33	74.62	18.87	78.77	14.21	69.98	15.21	74.5
Deepseek-Coder-V2	28.16	83.12	12.75	65.31	9.21	13.16	18.41	72.79	21.32	71.56	24.49	76.32	25.13	68.78	23.70	72.12
<i>Specialized Text-to-SQL Method</i>																
XiYanSQL	23.17	82.33	14.88	62.12	12.83	13.67	16.60	68.45	22.79	67.47	24.32	73.49	23.89	74.28	21.85	72.13
OmniSQL-32B	24.35	84.29	14.62	61.88	11.49	14.29	17.42	65.89	22.03	70.56	24.49	73.89	25.13	74.67	22.41	71.59
SQLCoder-70B	14.86	85.41	12.03	65.86	7.97	10.12	16.24	65.78	16.89	65.45	19.98	71.33	18.23	72.79	16.11	69.69
CHASE-SQL+GPT-4o	30.11	84.51	16.28	70.12	9.89	10.11	24.98	83.32	26.45	67.32	34.54	72.47	29.11	73.11	29.81	72.79
CHASE-SQL+Gemini-2.5	37.45	82.21	15.56	58.32	14.96	15.14	26.78	81.32	28.93	71.56	35.31	72.33	28.98	66.45	31.03	69.91
Chess-SQL+GPT-4o	40.23	81.48	14.91	58.26	14.28	13.24	24.94	82.34	29.98	65.27	35.91	71.12	30.11	72.04	33.20	70.01
DIN-SQL+GPT-4o	27.56	78.23	13.32	58.11	9.32	13.23	17.89	81.12	19.42	69.32	23.45	71.01	17.01	70.67	19.28	68.27
DAIL-SQL+GPT-4o	30.16	80.80	13.78	64.39	10.21	14.21	17.99	83.25	21.23	66.01	25.65	70.38	22.89	72.56	23.71	70.84

Table 4: Overall Performance of models and performance of models by difficulty and by reasoning types. Performance is broken down by Easy, Medium, and Hard categories for difficulties and broken down by Physical, Mathematical, Commonsense and Hypothetical reasoning types. **EX** denotes Execution Accuracy (matching the gold result), and **VES** denotes Valid Execution Syntax. **Bold** values are the best EX/VES in that column.

and Deepseek-R1 achieving similar scores above 35% exact match (EX). Models excel on these tasks because they involve everyday language and intuitive reasoning absorbed during large-scale pretraining, allowing them to generate correct queries more directly.

In contrast, other categories, particularly Physical and Mathematical, prove to be significantly more challenging. These questions require mapping specialized domain concepts—such as units, formulas, and spatiotemporal relationships—onto table schemas and SQL logic. While many models now encode substantial physics knowledge, they still struggle to effectively leverage it for constructing accurate SQL queries.

5.3 Analysis by Difficulty

Figure 5 right chart presents execution accuracy (EX) across three difficulty levels: Easy, Medium, and Hard. All models exhibit a clear trend: high execution accuracy on easy questions, a noticeable drop on medium questions, and the low-

est accuracy on hard questions. GPT-4.1 maintains a leading position on easy and medium tasks but the performance gap narrows for hard questions, where all models converge to similar low EX values. This indicates that while advanced models excel in simpler scenarios, handling complex, hard-level queries remains a significant challenge for all models.

5.4 Role of Chain-of-Thought

Chain-of-Thought (CoT) prompting is a critical component for complex Text-to-SQL tasks (Pourreza and Rafiei 2023; Tai et al. 2023). It constructs the logical steps for generating a query in a process that emulates human reasoning (Zhou et al. 2022; Wei et al. 2022). Our ablation study confirms its importance: removing CoT results in a significant performance drop across all tested models.

Without CoT, even powerful general-purpose LLMs show considerable degradation in performance. While general-purpose LLMs initially outperform specialized code-generation models due to their rich domain knowledge, CoT

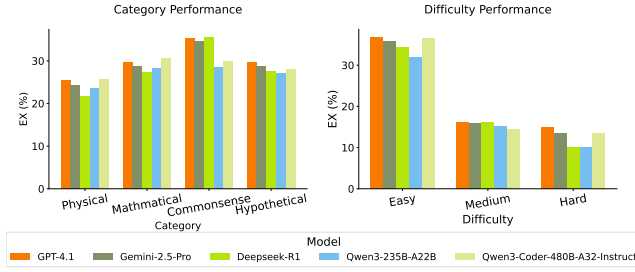


Figure 5: Execution Accuracy (EX) of selected models by reasoning and difficulty. Closed-source selected models outperform open-source selected models across all reasoning categories. All models achieve higher EX on easy questions, with accuracy dropped on medium and hard tasks.

narrows this gap, enabling coder models like Qwen3-Coder to achieve similarly strong results.

Specialized Text-to-SQL methods also experience considerable performance loss without CoT. Models that inherently use multi-step processes, such as Chess-SQL with GPT-4o, benefit the most from CoT, which aligns perfectly with its step-by-step reasoning structure. For LLMs like Gemini-2.5 and GPT-4.1, CoT is essential for navigating ambiguous column names and complex WHERE conditions. Conversely, models with established heuristic strategies, such as Din-SQL with GPT-4o, see modest improvements. Overall, CoT dramatically boosts performance by providing a structured reasoning framework, enhancing both evaluation rigor and model capability.

Model / Method	Execution Accuracy (EX)		
	w/o CoT	with CoT	Δ
<i>General & Coder LLM</i>			
Deepseek-R1	9.98	28.17	$\uparrow 18.19$
Gemini-2.5-Pro	10.17	29.26	$\uparrow 19.09$
Deepseek-Coder	4.74	16.11	$\uparrow 11.37$
GPT-4.1	13.57	30.06	$\uparrow 16.49$
Qwen3-235B	10.52	26.94	$\uparrow 16.42$
Qwen3-Coder	8.81	28.55	$\uparrow 19.74$
Claude-3.7-Sonnet	13.99	29.03	$\uparrow 15.04$
<i>Specialized Text-to-SQL Methods</i>			
Chase-SQL+GPT-4o	17.41	29.81	$\uparrow 12.40$
Chase-SQL+Gemini	18.27	31.03	$\uparrow 12.76$
Chess-SQL+GPT-4o	17.47	33.20	$\uparrow 15.73$
Din-SQL+GPT-4o	12.47	19.28	$\uparrow 6.81$
DAIL-SQL+GPT-4o	11.11	23.71	$\uparrow 12.60$
XiYan-SQL	8.99	21.85	$\uparrow 12.86$
Omni-SQL	8.53	22.41	$\uparrow 13.88$

Table 5: Comparison of Execution Accuracy (EX) with and without CoT for selected general purpose and coder LLMs and Specialized Text-to-SQL Methods.

5.5 Error Case Analysis

We conduct a detailed error analysis about Chess-SQL method on randomly sampled 500 examples of LogicCat. Representative errors along with their statistics and causal analysis are as follows.

- **Schema Linking Errors (7.3%).** The model incorrectly assigns attributes or conditions to the wrong database table, such as mapping a year attribute to the `courses` table instead of the `enrollments` table. This fundamental mistake leads to the omission of necessary JOIN operations, resulting in semantically invalid queries.
- **SQL Syntax Errors (11.2%).** For multi-step queries, the model often fails to maintain correct SQL syntax. For example, it might not properly encapsulate an operation within a Common Table Expression (CTE) or subquery, causing subsequent query parts to fail when they reference aliases or intermediate results that were never formally defined.
- **Incorrect Knowledge Errors (17.6%).** The model demonstrates a lack of domain-specific knowledge, leading to calculation errors. This includes incorrect unit conversions (e.g., failing to convert liters to cubic meters, where $1 \text{ m}^3 = 1000 \text{ L}$) or misapplying physical principles (e.g., confusing power in kW with energy in kWh).
- **Wrong Query Errors (20.0%).** This represents the most frequent and complex error type, where the query is syntactically valid but logically flawed. The model fails at multi-step arithmetic reasoning and sequential unit conversions, such as correctly calculating total data transmitted over a year and converting the result from Mbps to exabytes.
- **Other Detail Errors (10.0%).** The model produces queries with improper handling of floating-point operations (e.g., unnecessary multiplication by 1.0) or illegal mathematical expressions, most critically division by zero. These errors indicate poor type handling and a lack of safeguards against invalid computations.

6 Conclusion

We introduced LogicCat, a novel Text-to-SQL benchmark designed to evaluate complex, multi-step reasoning. By incorporating tasks that require physical knowledge, intricate mathematical calculations, and hypothetical scenarios—all annotated with detailed chain-of-thought reasoning steps. Our comprehensive experiments reveal that even the most advanced models and specialized Text-to-SQL methods struggle significantly. Specifically, with difficulty increases, the performance degrades dramatically because the requirements of complex logical reasoning and computational capabilities. This stark performance gap underscores the profound limitations of current models in handling genuine logical and mathematical deduction. LogicCat provides a challenging new benchmark to drive the development of more robust and intelligent Text-to-SQL systems capable of tackling real-world complex logical SQL queries for supporting data analysis.

References

- Anthropic. 2025a. Claude 3.7 Sonnet System Card.
- Anthropic. 2025b. Claude 4.0 Sonnet System Card.
- Cao, R.; Chen, L.; Chen, Z.; Zhao, Y.; Zhu, S.; and Yu, K. 2021. LGESQL: Line Graph Enhanced Text-to-SQL Model with Mixed Local and Non-Local Relations. In Zong, C.; Xia, F.; Li, W.; and Navigli, R., eds., *Proceedings of the 59th Annual Meeting of the Association for Computational Linguistics and the 11th International Joint Conference on Natural Language Processing (Volume 1: Long Papers)*, 2261–2273. Online: Association for Computational Linguistics.
- Lei, F.; Chen, J.; Ye, Y.; and Cao, R. 2025. Spider 2.0: Evaluating Language Models on Real-World Enterprise Text-to-SQL Workflows. In *The Thirteenth International Conference on Learning Representations*.
- Li, H.; Wu, S.; Zhang, X.; Huang, X.; Zhang, J.; Jiang, F.; Wang, S.; Zhang, T.; Chen, J.; Shi, R.; Chen, H.; and Li, C. 2025. OmniSQL: Synthesizing High-quality Text-to-SQL Data at Scale. arXiv:2503.02240.
- Li, H.; Zhang, J.; Liu, H.; Fan, J.; Zhang, X.; Zhu, J.; Wei, R.; Pan, H.; Li, C.; and Chen, H. 2024a. CodeS: Towards Building Open-source Language Models for Text-to-SQL. *Proc. ACM Manag. Data*, 2(3).
- Li, J.; Hui, B.; Qu, G.; Yang, J.; Li, B.; Li, B.; Wang, B.; Qin, B.; Geng, R.; Huo, N.; et al. 2024b. Can llm already serve as a database interface? a big bench for large-scale database grounded text-to-sqls. *Advances in Neural Information Processing Systems*, 36.
- OpenAI. 2025a. GPT-4.1.
- OpenAI. 2025b. GPT-4o.
- OpenAI. 2025c. OpenAI o3 and o4-mini System Card.
- OpenAI; Achiam, J.; Adler, S.; Agarwal, S.; Ahmad, L.; Akkaya, I.; Aleman, F. L.; Almeida, D.; Altenschmidt, J.; and Altman, S. 2024. GPT-4 Technical Report. arXiv:2303.08774.
- Pourreza, M.; Li, H.; Sun, R.; Chung, Y.; Talaei, S.; Kakkar, G. T.; Gan, Y.; Saberi, A.; Ozcan, F.; and Arik, S. O. 2025a. CHASE-SQL: Multi-Path Reasoning and Preference Optimized Candidate Selection in Text-to-SQL. In *The Thirteenth International Conference on Learning Representations*.
- Pourreza, M.; and Raffei, D. 2023. DIN-SQL: Decomposed In-Context Learning of Text-to-SQL with Self-Correction. In *Thirty-seventh Conference on Neural Information Processing Systems*.
- Pourreza, M.; Talaei, S.; Sun, R.; Wan, X.; Li, H.; Mirhoseini, A.; Saberi, A.; and Arik, S. O. 2025b. Reasoning-SQL: Reinforcement Learning with SQL Tailored Partial Rewards for Reasoning-Enhanced Text-to-SQL. arXiv:2503.23157.
- Qin, B.; Hui, B.; Wang, L.; Yang, M.; Li, J.; Li, B.; Geng, R.; Cao, R.; Sun, J.; Si, L.; Huang, F.; and Li, Y. 2022. A Survey on Text-to-SQL Parsing: Concepts, Methods, and Future Directions. arXiv:2208.13629.
- Qwen; ; Yang, A.; Yang, B.; Zhang, B.; and Hui, B. 2025. Qwen2.5 Technical Report. arXiv:2412.15115.
- Seed, B.; Zhang, Y.; Su, J.; Sun, Y.; Xi, C.; Xiao, X.; Zheng, S.; Zhang, A.; Liu, K.; Zan, D.; et al. 2025. Seed-Coder: Let the Code Model Curate Data for Itself. *arXiv preprint arXiv:2506.03524*.
- Lee, C.-H.; Polozov, O.; and Richardson, M. 2021. KaggleDBQA: Realistic Evaluation of Text-to-SQL Parsers. In Zong, C.; Xia, F.; Li, W.; and Navigli, R., eds., *Proceedings of the 59th Annual Meeting of the Association for Computational Linguistics and the 11th International Joint Conference on Natural Language Processing (Volume 1: Long Papers)*, 2261–2273. Online: Association for Computational Linguistics.
- Chen, A.; Li, A.; Gong, B.; Jiang, B.; Fei, B.; Yang, B.; Shan, B.; Yu, C.; Wang, C.; Zhu, C.; et al. 2025. MiniMax-M1: Scaling Test-Time Compute Efficiently with Lightning Attention. *arXiv preprint arXiv:2506.13585*.
- DeepSeek-AI; Guo, D.; Yang, D.; Zhang, H.; Song, J.; and Zhang, R. 2025a. DeepSeek-R1: Incentivizing Reasoning Capability in LLMs via Reinforcement Learning. arXiv:2501.12948.
- DeepSeek-AI; Liu, A.; Feng, B.; Xue, B.; Wang, B.; Wu, B.; and Lu, C. 2025b. DeepSeek-V3 Technical Report. arXiv:2412.19437.
- Defog AI. 2024. Open-sourcing SQLCoder-70B: the state of the art in text-to-SQL.
- Dou, L.; Gao, Y.; Liu, X.; Pan, M.; Wang, D.; Che, W.; Zhan, D.; Kan, M.-Y.; and Lou, J.-G. 2023. Towards Knowledge-Intensive Text-to-SQL Semantic Parsing with Formulaic Knowledge. arXiv:2301.01067.
- Enis, M.; and Hopkins, M. 2024. From LLM to NMT: Advancing Low-Resource Machine Translation with Claude. arXiv:2404.13813.
- Gao, D.; Wang, H.; Li, Y.; Sun, X.; Qian, Y.; Ding, B.; and Zhou, J. 2024. Text-to-SQL Empowered by Large Language Models: A Benchmark Evaluation. *Proc. VLDB Endow.*, 17(5): 1132–1145.
- Gao, Y.; Liu, Y.; Li, X.; Shi, X.; Zhu, Y.; Wang, Y.; Li, S.; Li, W.; Hong, Y.; Luo, Z.; Gao, J.; Mou, L.; and Li, Y. 2025. A Preview of XiYan-SQL: A Multi-Generator Ensemble Framework for Text-to-SQL. arXiv:2411.08599.
- Google Cloud. 2025. Gemini 2.5 Pro.
- Guo, D.; Zhu, Q.; Yang, D.; Xie, Z.; Dong, K.; Zhang, W.; Chen, G.; Bi, X.; Wu, Y.; Li, Y. K.; Luo, F.; Xiong, Y.; and Liang, W. 2024. DeepSeek-Coder: When the Large Language Model Meets Programming – The Rise of Code Intelligence. arXiv:2401.14196.
- Hong, Z.; Yuan, Z.; Zhang, Q.; Chen, H.; Dong, J.; Huang, F.; and Huang, X. 2025. Next-Generation Database Interfaces: A Survey of LLM-based Text-to-SQL. arXiv:2406.08426.
- Kimi-Dev Team. 2025. Introducing Kimi-Dev-72B: A Strong and Open Coding LLM for Issue Resolution.
- Lan, W.; Wang, Z.; Chauhan, A.; Zhu, H.; and Li, A. 2023. UNITE: A Unified Benchmark for Text-to-SQL Evaluation. arXiv:2305.16265.

- Shi, L.; Tang, Z.; Zhang, N.; Zhang, X.; and Yang, Z. 2024. A survey on employing large language models for text-to-sql tasks. *ACM Computing Surveys*.
- Tai, C.-Y.; Chen, Z.; ZHANG, T.; Deng, X.; and Sun, H. 2023. Exploring Chain of Thought Style Prompting for Text-to-SQL. In *The 2023 Conference on Empirical Methods in Natural Language Processing*.
- Talaei, S.; Pourreza, M.; Chang, Y.-C.; Mirhoseini, A.; and Saberi, A. 2024. CHESS: Contextual Harnessing for Efficient SQL Synthesis. arXiv:2405.16755.
- Wang, L.; Zhang, A.; Wu, K.; Sun, K.; Li, Z.; Wu, H.; Zhang, M.; and Wang, H. 2020. DuSQL: A Large-Scale and Pragmatic Chinese Text-to-SQL Dataset. In Webber, B.; Cohn, T.; He, Y.; and Liu, Y., eds., *Proceedings of the 2020 Conference on Empirical Methods in Natural Language Processing (EMNLP)*, 6923–6935. Online: Association for Computational Linguistics.
- Wei, J.; Wang, X.; Schuurmans, D.; Bosma, M.; Xia, F.; Chi, E.; Le, Q. V.; Zhou, D.; et al. 2022. Chain-of-thought prompting elicits reasoning in large language models. *Advances in neural information processing systems*, 35: 24824–24837.
- Wretblad, N.; Riseby, F. G.; Biswas, R.; Ahmadi, A.; and Holmström, O. 2024. Understanding the Effects of Noise in Text-to-SQL: An Examination of the BIRD-Bench Benchmark. arXiv:2402.12243.
- Xie, X.; Xu, G.; Zhao, L.; and Guo, R. 2025. OpenSearch-SQL: Enhancing Text-to-SQL with Dynamic Few-shot and Consistency Alignment. arXiv:2502.14913.
- Yang, A.; Li, A.; Yang, B.; Zhang, B.; Hui, B.; Zheng, B.; Yu, B.; Gao, C.; Huang, C.; Lv, C.; Zheng, C.; Liu, D.; and Zhou, F. 2025. Qwen3 Technical Report. arXiv:2505.09388.
- Yavuz, S.; Gur, I.; Su, Y.; and Yan, X. 2018. What It Takes to Achieve 100% Condition Accuracy on WikiSQL. In Riloff, E.; Chiang, D.; Hockenmaier, J.; and Tsujii, J., eds., *Proceedings of the 2018 Conference on Empirical Methods in Natural Language Processing*, 1702–1711. Brussels, Belgium: Association for Computational Linguistics.
- Yu, T.; Zhang, R.; Er, H.; Li, S.; Xue, E.; Pang, B.; Lin, X. V.; Tan, Y. C.; Shi, T.; Li, Z.; Jiang, Y.; Yasunaga, M.; Shim, S.; Chen, T.; Fabbri, A.; Li, Z.; Chen, L.; Zhang, Y.; Dixit, S.; Zhang, V.; Xiong, C.; Socher, R.; Lasecki, W.; and Radev, D. 2019a. CoSQL: A Conversational Text-to-SQL Challenge Towards Cross-Domain Natural Language Interfaces to Databases. In Inui, K.; Jiang, J.; Ng, V.; and Wan, X., eds., *Proceedings of the 2019 Conference on Empirical Methods in Natural Language Processing and the 9th International Joint Conference on Natural Language Processing (EMNLP-IJCNLP)*, 1962–1979. Hong Kong, China: Association for Computational Linguistics.
- Yu, T.; Zhang, R.; Yang, K.; Yasunaga, M.; Wang, D.; Li, Z.; Ma, J.; Li, I.; Yao, Q.; Roman, S.; Zhang, Z.; and Radev, D. 2018a. Spider: A Large-Scale Human-Labeled Dataset for Complex and Cross-Domain Semantic Parsing and Text-to-SQL Task. In *Proceedings of the 2018 Conference on Empirical Methods in Natural Language Processing*.
- Yu, T.; Zhang, R.; Yang, K.; Yasunaga, M.; Wang, D.; Li, Z.; Ma, J.; Li, I.; Yao, Q.; Roman, S.; Zhang, Z.; and Radev, D. 2018b. Spider: A Large-Scale Human-Labeled Dataset for Complex and Cross-Domain Semantic Parsing and Text-to-SQL Task. In Riloff, E.; Chiang, D.; Hockenmaier, J.; and Tsujii, J., eds., *Proceedings of the 2018 Conference on Empirical Methods in Natural Language Processing*, 3911–3921. Brussels, Belgium: Association for Computational Linguistics.
- Yu, T.; Zhang, R.; Yasunaga, M.; Tan, Y. C.; Lin, X. V.; Li, S.; Er, H.; Li, I.; Pang, B.; Chen, T.; Ji, E.; Dixit, S.; Proctor, D.; Shim, S.; Kraft, J.; Zhang, V.; Xiong, C.; Socher, R.; and Radev, D. 2019b. SPaC: Cross-Domain Semantic Parsing in Context. In Korhonen, A.; Traum, D.; and Màrquez, L., eds., *Proceedings of the 57th Annual Meeting of the Association for Computational Linguistics*, 4511–4523. Florence, Italy: Association for Computational Linguistics.
- Zelle, J.; and Mooney, R. 1996. Learning to parse database queries using inductive logic programming. *National Conference on Artificial Intelligence, National Conference on Artificial Intelligence*.
- Zheng, D.; Lapata, M.; and Pan, J. 2024. Archer: A Human-Labeled Text-to-SQL Dataset with Arithmetic, Commonsense and Hypothetical Reasoning. In Graham, Y.; and Purver, M., eds., *Proceedings of the 18th Conference of the European Chapter of the Association for Computational Linguistics (Volume 1: Long Papers)*, 94–111. St. Julian’s, Malta: Association for Computational Linguistics.
- Zhou, D.; Schärli, N.; Hou, L.; Wei, J.; Scales, N.; Wang, X.; Schuurmans, D.; Cui, C.; Bousquet, O.; Le, Q.; et al. 2022. Least-to-most prompting enables complex reasoning in large language models. *arXiv preprint arXiv:2205.10625*.
- Zhou, Y.; He, Y.; Tian, S.; Ni, Y.; Yin, Z.; Liu, X.; Ji, C.; Liu, S.; Qiu, X.; Ye, G.; and Chai, H. 2024. R^3 -NL2GQL: A Model Coordination and Knowledge Graph Alignment Approach for NL2GQL. In Al-Onaizan, Y.; Bansal, M.; and Chen, Y.-N., eds., *Findings of the Association for Computational Linguistics: EMNLP 2024*, 13679–13692. Miami, Florida, USA: Association for Computational Linguistics.